



HEALTH QUARTERLY STATEMENT
AS OF JUNE 30, 2024
OF THE CONDITION AND AFFAIRS OF THE
Humana Medical Plan of Michigan, Inc.

NAIC Group Code 0119 0119 NAIC Company Code 14224 Employer's ID Number 27-3991410
(Current) (Prior)

Organized under the Laws of Michigan, State of Domicile or Port of Entry MI

Country of Domicile United States of America

Licensed as business type: Health Maintenance Organization

Is HMO Federally Qualified? Yes [] No [X]

Incorporated/Organized 11/16/2010 Commenced Business 02/29/2012

Statutory Home Office 2000 Town Center, Suite 1900, Southfield, MI, US 48075
(Street and Number) (City or Town, State, Country and Zip Code)

Main Administrative Office 500 West Main Street
(Street and Number)
Louisville, KY, US 40202, 502-580-1000
(City or Town, State, Country and Zip Code) (Area Code) (Telephone Number)

Mail Address P.O. Box 740036, Louisville, KY, US 40201-7436
(Street and Number or P.O. Box) (City or Town, State, Country and Zip Code)

Primary Location of Books and Records 500 W. Main St.
(Street and Number)
Louisville, KY, US 40202, 502-580-1000
(City or Town, State, Country and Zip Code) (Area Code) (Telephone Number)

Internet Website Address www.humana.com

Statutory Statement Contact Bryan Oberholtzer, 502-580-1077
(Name) (Area Code) (Telephone Number)
DOIINQUIRIES@humana.com, 502-580-2099
(E-mail Address) (FAX Number)

OFFICERS

President	<u>George Renaudin II</u>	Chief Financial Officer	<u>Susan Marie Diamond</u>
VP, Associate General Counsel & Corporate Secretary	<u>Joseph Matthew Ruschell</u>	VP & Treasurer	<u>Robert Martin Marcoux Jr.</u>

OTHER

<u>John Edward Barger III #, SVP, Medicaid President</u>	<u>Courtney Danielle Durall, Assistant Corporate Secretary & Director, ESG Strategy</u>	<u>Daniel Kevin Feld, Associate VP, Tax</u>
<u>John-Paul William Felter, SVP, Chief Accounting Officer & Controller</u>	<u>Jeremy Leon Gaskill, VP, Medicare Regional President</u>	<u>John Stephen Littig, VP, Medicare Regional President</u>
<u>Sean Joseph O'Reilly, SVP, Chief Compliance Officer</u>	<u>William Mark Preston, VP, Investments</u>	<u>Frederick William Roth, VP, Medicare Supplement</u>
<u>Leah Sonnenschein Schraudenbach, SVP, Chief Risk Officer</u>	<u>Gilbert Alan Stewart #, SVP, Medicare Divisional Leader</u>	

DIRECTORS OR TRUSTEES

<u>Stephanie Lucido Herpers</u>	<u>George Renaudin II #</u>	<u>Joseph Matthew Ruschell</u>
---------------------------------	-----------------------------	--------------------------------

State of Kentucky SS:
County of Jefferson

The officers of this reporting entity being duly sworn, each depose and say that they are the described officers of said reporting entity, and that on the reporting period stated above, all of the herein described assets were the absolute property of the said reporting entity, free and clear from any liens or claims thereon, except as herein stated, and that this statement, together with related exhibits, schedules and explanations therein contained, annexed or referred to, is a full and true statement of all the assets and liabilities and of the condition and affairs of the said reporting entity as of the reporting period stated above, and of its income and deductions therefrom for the period ended, and have been completed in accordance with the NAIC Annual Statement Instructions and Accounting Practices and Procedures manual except to the extent that: (1) state law may differ; or, (2) that state rules or regulations require differences in reporting not related to accounting practices and procedures, according to the best of their information, knowledge and belief, respectively. Furthermore, the scope of this attestation by the described officers also includes the related corresponding electronic filing with the NAIC, when required, that is an exact copy (except for formatting differences due to electronic filing) of the enclosed statement. The electronic filing may be requested by various regulators in lieu of or in addition to the enclosed statement.

<u>George Renaudin II #</u> President	<u>Joseph Matthew Ruschell</u> VP, Associate General Counsel & Corporate Secretary	<u>Robert Martin Marcoux, Jr.</u> VP & Treasurer
--	---	---

Subscribed and sworn to before me this
9th day of August, 2024

Julia Wentworth
Notary Public
January 10, 2025

a. Is this an original filing? Yes [X] No []
b. If no,
1. State the amendment number.....
2. Date filed
3. Number of pages attached.....

ASSETS

	Current Statement Date			4 December 31 Prior Year Net Admitted Assets
	1 Assets	2 Nonadmitted Assets	3 Net Admitted Assets (Cols. 1 - 2)	
1. Bonds	73,704,132	0	73,704,132	73,013,466
2. Stocks:				
2.1 Preferred stocks	0	0	0	0
2.2 Common stocks	0	0	0	0
3. Mortgage loans on real estate:				
3.1 First liens	0	0	0	0
3.2 Other than first liens.....	0	0	0	0
4. Real estate:				
4.1 Properties occupied by the company (less \$0 encumbrances)	0	0	0	0
4.2 Properties held for the production of income (less \$0 encumbrances)	0	0	0	0
4.3 Properties held for sale (less \$0 encumbrances)	0	0	0	0
5. Cash (\$ (1,501,011)), cash equivalents (\$ 86,060,621) and short-term investments (\$0)	84,559,610	0	84,559,610	73,980,103
6. Contract loans (including \$0 premium notes)	0	0	0	0
7. Derivatives	0	0	0	0
8. Other invested assets	0	0	0	0
9. Receivables for securities	7,000	0	7,000	0
10. Securities lending reinvested collateral assets	54,641	0	54,641	0
11. Aggregate write-ins for invested assets	0	0	0	0
12. Subtotals, cash and invested assets (Lines 1 to 11)	158,325,383	0	158,325,383	146,993,569
13. Title plants less \$0 charged off (for Title insurers only)	0	0	0	0
14. Investment income due and accrued	448,720	0	448,720	422,481
15. Premiums and considerations:				
15.1 Uncollected premiums and agents' balances in the course of collection	21,047,832	18,579	21,029,253	121,791
15.2 Deferred premiums, agents' balances and installments booked but deferred and not yet due (including \$0 earned but unbilled premiums)	0	0	0	0
15.3 Accrued retrospective premiums (\$2,141,298) and contracts subject to redetermination (\$4,653,713)	6,795,011	0	6,795,011	9,441,830
16. Reinsurance:				
16.1 Amounts recoverable from reinsurers	0	0	0	0
16.2 Funds held by or deposited with reinsured companies	0	0	0	0
16.3 Other amounts receivable under reinsurance contracts	0	0	0	0
17. Amounts receivable relating to uninsured plans	5,352,562	72,773	5,279,789	1,467,759
18.1 Current federal and foreign income tax recoverable and interest thereon	721,788	0	721,788	2,883,745
18.2 Net deferred tax asset	4,239,813	0	4,239,813	4,239,813
19. Guaranty funds receivable or on deposit	0	0	0	0
20. Electronic data processing equipment and software	0	0	0	0
21. Furniture and equipment, including health care delivery assets (\$0)	0	0	0	0
22. Net adjustment in assets and liabilities due to foreign exchange rates	0	0	0	0
23. Receivables from parent, subsidiaries and affiliates	0	0	0	0
24. Health care (\$ 13,082,793) and other amounts receivable	17,651,296	4,508,841	13,142,455	17,010,580
25. Aggregate write-ins for other than invested assets	2,199,313	2,199,313	0	0
26. Total assets excluding Separate Accounts, Segregated Accounts and Protected Cell Accounts (Lines 12 to 25)	216,781,718	6,799,506	209,982,211	182,581,568
27. From Separate Accounts, Segregated Accounts and Protected Cell Accounts	0	0	0	0
28. Total (Lines 26 and 27)	216,781,718	6,799,506	209,982,211	182,581,568
DETAILS OF WRITE-INS				
1101.				
1102.				
1103.				
1198. Summary of remaining write-ins for Line 11 from overflow page	0	0	0	0
1199. Totals (Lines 1101 through 1103 plus 1198)(Line 11 above)	0	0	0	0
2501. Provider Contracts	207,707	207,707	0	0
2502. Prepaid Commissions	1,991,606	1,991,606	0	0
2503.				
2598. Summary of remaining write-ins for Line 25 from overflow page	0	0	0	0
2599. Totals (Lines 2501 through 2503 plus 2598)(Line 25 above)	2,199,313	2,199,313	0	0

LIABILITIES, CAPITAL AND SURPLUS

	Current Period			Prior Year
	1 Covered	2 Uncovered	3 Total	4 Total
1. Claims unpaid (less \$0 reinsurance ceded)	76,492,048	5,675,949	82,167,997	79,852,280
2. Accrued medical incentive pool and bonus amounts	2,134,873	0	2,134,873	4,832,015
3. Unpaid claims adjustment expenses	371,100	0	371,100	419,222
4. Aggregate health policy reserves, including the liability of \$0 for medical loss ratio rebate per the Public Health Service Act	3,199,524	0	3,199,524	2,924,226
5. Aggregate life policy reserves	0	0	0	0
6. Property/casualty unearned premium reserve	0	0	0	0
7. Aggregate health claim reserves	0	0	0	0
8. Premiums received in advance	21,622	0	21,622	18,183
9. General expenses due or accrued	1,229,725	0	1,229,725	1,354,750
10.1 Current federal and foreign income tax payable and interest thereon (including \$0 on realized gains (losses))	0	0	0	0
10.2 Net deferred tax liability	0	0	0	0
11. Ceded reinsurance premiums payable	0	0	0	0
12. Amounts withheld or retained for the account of others.....	0	0	0	0
13. Remittances and items not allocated	76,127	0	76,127	122,811
14. Borrowed money (including \$0 current) and interest thereon \$0 (including \$0 current)	0	0	0	0
15. Amounts due to parent, subsidiaries and affiliates	10,577,845	0	10,577,845	2,909,181
16. Derivatives	0	0	0	0
17. Payable for securities	0	0	0	0
18. Payable for securities lending	54,641	0	54,641	0
19. Funds held under reinsurance treaties (with \$0 authorized reinsurers, \$0 unauthorized reinsurers and \$0 certified reinsurers).....	0	0	0	0
20. Reinsurance in unauthorized and certified (\$0) companies	0	0	0	0
21. Net adjustments in assets and liabilities due to foreign exchange rates	0	0	0	0
22. Liability for amounts held under uninsured plans	16,919,842	0	16,919,842	9,102,577
23. Aggregate write-ins for other liabilities (including \$ 368 current)	34,129	0	34,129	183,222
24. Total liabilities (Lines 1 to 23)	111,111,474	5,675,949	116,787,423	101,718,466
25. Aggregate write-ins for special surplus funds	XXX	XXX	0	0
26. Common capital stock	XXX	XXX	1,000	1,000
27. Preferred capital stock	XXX	XXX	0	0
28. Gross paid in and contributed surplus	XXX	XXX	75,015,056	85,015,056
29. Surplus notes	XXX	XXX	0	0
30. Aggregate write-ins for other than special surplus funds	XXX	XXX	0	0
31. Unassigned funds (surplus)	XXX	XXX	18,178,732	(4,152,955)
32. Less treasury stock, at cost:				
32.10 shares common (value included in Line 26 \$0)	XXX	XXX	0	0
32.20 shares preferred (value included in Line 27 \$0)	XXX	XXX	0	0
33. Total capital and surplus (Lines 25 to 31 minus Line 32)	XXX	XXX	93,194,788	80,863,101
34. Total liabilities, capital and surplus (Lines 24 and 33)	XXX	XXX	209,982,211	182,581,568
DETAILS OF WRITE-INS				
2301. Unclaimed Property	34,129	0	34,129	39,417
2302. Premium Payable	0	0	0	143,806
2303.				
2398. Summary of remaining write-ins for Line 23 from overflow page	0	0	0	0
2399. Totals (Lines 2301 through 2303 plus 2398)(Line 23 above)	34,129	0	34,129	183,222
2501.	XXX	XXX		
2502.	XXX	XXX		
2503.	XXX	XXX		
2598. Summary of remaining write-ins for Line 25 from overflow page	XXX	XXX	0	0
2599. Totals (Lines 2501 through 2503 plus 2598)(Line 25 above)	XXX	XXX	0	0
3001.	XXX	XXX		
3002.	XXX	XXX		
3003.	XXX	XXX		
3098. Summary of remaining write-ins for Line 30 from overflow page	XXX	XXX	0	0
3099. Totals (Lines 3001 through 3003 plus 3098)(Line 30 above)	XXX	XXX	0	0

STATEMENT OF REVENUE AND EXPENSES

	Current Year To Date		Prior Year To Date	Prior Year Ended December 31
	1 Uncovered	2 Total	3 Total	4 Total
1. Member Months	XXX	228,391	203,038	442,179
2. Net premium income (including \$0 non-health premium income).....	XXX	376,663,048	301,663,443	643,841,329
3. Change in unearned premium reserves and reserve for rate credits.....	XXX	0	0	0
4. Fee-for-service (net of \$0 medical expenses)	XXX	0	0	0
5. Risk revenue	XXX	0	0	0
6. Aggregate write-ins for other health care related revenues	XXX	0	0	0
7. Aggregate write-ins for other non-health revenues	XXX	0	0	0
8. Total revenues (Lines 2 to 7)	XXX	376,663,048	301,663,443	643,841,329
Hospital and Medical:				
9. Hospital/medical benefits	22,651,401	265,957,054	201,271,561	477,312,046
10. Other professional services	516,687	6,066,586	6,445,184	15,242,413
11. Outside referrals	0	0	0	0
12. Emergency room and out-of-area	774,475	9,093,347	7,057,590	16,389,704
13. Prescription drugs	2,285,850	26,838,863	12,213,564	18,532,769
14. Aggregate write-ins for other hospital and medical	0	0	0	0
15. Incentive pool, withhold adjustments and bonus amounts	0	1,509,812	2,274,255	5,212,829
16. Subtotal (Lines 9 to 15)	26,228,413	309,465,661	229,262,155	532,689,762
Less:				
17. Net reinsurance recoveries	0	0	0	0
18. Total hospital and medical (Lines 16 minus 17)	26,228,413	309,465,661	229,262,155	532,689,762
19. Non-health claims (net)	0	0	0	0
20. Claims adjustment expenses, including \$28,428,954 cost containment expenses	0	29,751,408	23,190,583	54,729,063
21. General administrative expenses	0	24,110,259	24,359,680	54,309,577
22. Increase in reserves for life and accident and health contracts (including \$0 increase in reserves for life only) .	0	0	0	0
23. Total underwriting deductions (Lines 18 through 22).....	26,228,413	363,327,328	276,812,418	641,728,401
24. Net underwriting gain or (loss) (Lines 8 minus 23)	XXX	13,335,720	24,851,025	2,112,928
25. Net investment income earned	0	4,502,954	3,418,267	8,038,789
26. Net realized capital gains (losses) less capital gains tax of \$1,149	0	2,661	(98,627)	22,310
27. Net investment gains (losses) (Lines 25 plus 26)	0	4,505,615	3,319,640	8,061,098
28. Net gain or (loss) from agents' or premium balances charged off [(amount recovered \$0) (amount charged off \$0)].....	0	0	0	0
29. Aggregate write-ins for other income or expenses	0	3	3	4
30. Net income or (loss) after capital gains tax and before all other federal income taxes (Lines 24 plus 27 plus 28 plus 29)	XXX	17,841,338	28,170,668	10,174,030
31. Federal and foreign income taxes incurred	XXX	3,888,497	5,948,262	3,206,587
32. Net income (loss) (Lines 30 minus 31)	XXX	13,952,841	22,222,406	6,967,443
DETAILS OF WRITE-INS				
0601.	XXX			
0602.	XXX			
0603.	XXX			
0698. Summary of remaining write-ins for Line 6 from overflow page	XXX	0	0	0
0699. Totals (Lines 0601 through 0603 plus 0698)(Line 6 above)	XXX	0	0	0
0701.	XXX			
0702.	XXX			
0703.	XXX			
0798. Summary of remaining write-ins for Line 7 from overflow page	XXX	0	0	0
0799. Totals (Lines 0701 through 0703 plus 0798)(Line 7 above)	XXX	0	0	0
1401.				
1402.				
1403.				
1498. Summary of remaining write-ins for Line 14 from overflow page	0	0	0	0
1499. Totals (Lines 1401 through 1403 plus 1498)(Line 14 above)	0	0	0	0
2901. Miscellaneous Income	0	3	3	4
2902.				
2903.				
2998. Summary of remaining write-ins for Line 29 from overflow page	0	0	0	0
2999. Totals (Lines 2901 through 2903 plus 2998)(Line 29 above)	0	3	3	4

STATEMENT OF REVENUE AND EXPENSES (Continued)

	1 Current Year to Date	2 Prior Year to Date	3 Prior Year Ended December 31
CAPITAL AND SURPLUS ACCOUNT			
33. Capital and surplus prior reporting year.....	80,863,101	72,610,619	72,610,619
34. Net income or (loss) from Line 32	13,952,841	22,222,406	6,967,443
35. Change in valuation basis of aggregate policy and claim reserves	0	0	0
36. Change in net unrealized capital gains (losses) less capital gains tax of \$0	(22,618)	58,901	80,741
37. Change in net unrealized foreign exchange capital gain or (loss)	0	0	0
38. Change in net deferred income tax	0	0	1,104,718
39. Change in nonadmitted assets	8,401,463	(767,155)	99,581
40. Change in unauthorized and certified reinsurance	0	0	0
41. Change in treasury stock	0	0	0
42. Change in surplus notes	0	0	0
43. Cumulative effect of changes in accounting principles.....	0	0	0
44. Capital Changes:			
44.1 Paid in	0	0	0
44.2 Transferred from surplus (Stock Dividend).....	0	0	0
44.3 Transferred to surplus.....	0	0	0
45. Surplus adjustments:			
45.1 Paid in	(10,000,000)	0	0
45.2 Transferred to capital (Stock Dividend)	0	0	0
45.3 Transferred from capital	0	0	0
46. Dividends to stockholders	0	0	0
47. Aggregate write-ins for gains or (losses) in surplus	0	0	0
48. Net change in capital & surplus (Lines 34 to 47)	12,331,687	21,514,151	8,252,483
49. Capital and surplus end of reporting period (Line 33 plus 48)	93,194,788	94,124,770	80,863,101
DETAILS OF WRITE-INS			
4701.			
4702.			
4703.			
4798. Summary of remaining write-ins for Line 47 from overflow page	0	0	0
4799. Totals (Lines 4701 through 4703 plus 4798)(Line 47 above)	0	0	0

CASH FLOW

	1 Current Year To Date	2 Prior Year To Date	3 Prior Year Ended December 31
Cash from Operations			
1. Premiums collected net of reinsurance	358,542,978	355,710,590	645,354,114
2. Net investment income	4,519,210	3,523,150	8,184,036
3. Miscellaneous income	0	0	0
4. Total (Lines 1 to 3)	363,062,188	359,233,740	653,538,150
5. Benefit and loss related payments	296,959,093	221,965,195	511,279,702
6. Net transfers to Separate Accounts, Segregated Accounts and Protected Cell Accounts	0	0	0
7. Commissions, expenses paid and aggregate write-ins for deductions	49,927,200	31,283,376	108,018,874
8. Dividends paid to policyholders	0	0	0
9. Federal and foreign income taxes paid (recovered) net of \$ 64,374 tax on capital gains (losses)	1,727,689	2,623,733	4,933,370
10. Total (Lines 5 through 9)	348,613,982	255,872,304	624,231,946
11. Net cash from operations (Line 4 minus Line 10)	14,448,205	103,361,436	29,306,204
Cash from Investments			
12. Proceeds from investments sold, matured or repaid:			
12.1 Bonds	4,720,241	10,610,284	27,523,610
12.2 Stocks	0	0	0
12.3 Mortgage loans	0	0	0
12.4 Real estate	0	0	0
12.5 Other invested assets	0	0	0
12.6 Net gains or (losses) on cash, cash equivalents and short-term investments	0	0	0
12.7 Miscellaneous proceeds	0	0	0
12.8 Total investment proceeds (Lines 12.1 to 12.7)	4,720,241	10,610,284	27,523,610
13. Cost of investments acquired (long-term only):			
13.1 Bonds	5,472,208	20,408,010	41,618,428
13.2 Stocks	0	0	0
13.3 Mortgage loans	0	0	0
13.4 Real estate	0	0	0
13.5 Other invested assets	0	0	0
13.6 Miscellaneous applications	61,641	67,437	67,437
13.7 Total investments acquired (Lines 13.1 to 13.6)	5,533,849	20,475,447	41,685,865
14. Net increase (or decrease) in contract loans and premium notes	0	0	0
15. Net cash from investments (Line 12.8 minus Line 13.7 and Line 14)	(813,608)	(9,865,163)	(14,162,255)
Cash from Financing and Miscellaneous Sources			
16. Cash provided (applied):			
16.1 Surplus notes, capital notes	0	0	0
16.2 Capital and paid in surplus, less treasury stock	(10,000,000)	0	0
16.3 Borrowed funds	0	0	0
16.4 Net deposits on deposit-type contracts and other insurance liabilities	0	0	0
16.5 Dividends to stockholders	0	0	0
16.6 Other cash provided (applied)	6,944,910	5,145,635	6,191,351
17. Net cash from financing and miscellaneous sources (Line 16.1 through Line 16.4 minus Line 16.5 plus Line 16.6)	(3,055,090)	5,145,635	6,191,351
RECONCILIATION OF CASH, CASH EQUIVALENTS AND SHORT-TERM INVESTMENTS			
18. Net change in cash, cash equivalents and short-term investments (Line 11, plus Lines 15 and 17) .	10,579,507	98,641,908	21,335,300
19. Cash, cash equivalents and short-term investments:			
19.1 Beginning of year	73,980,103	52,644,803	52,644,803
19.2 End of period (Line 18 plus Line 19.1)	84,559,610	151,286,711	73,980,103

Note: Supplemental disclosures of cash flow information for non-cash transactions:

--	--	--	--

EXHIBIT OF PREMIUMS, ENROLLMENT AND UTILIZATION

	1	Comprehensive (Hospital & Medical)		4	5	6	7	8	9	10	11	12	13	14
		2	3											
	Total	Individual	Group	Medicare Supplement	Vision Only	Dental Only	Federal Employees Health Benefits Plan	Title XVIII Medicare	Title XIX Medicaid	Credit A&H	Disability Income	Long-Term Care	Other Health	Other Non-Health
Total Members at end of:														
1. Prior Year	40,800	0	0	0	0	0	0	40,800	0	0	0	0	0	0
2. First Quarter	38,340	0	0	0	0	0	0	38,340	0	0	0	0	0	0
3. Second Quarter	37,428	0	0	0	0	0	0	37,428	0	0	0	0	0	0
4. Third Quarter	0	0	0	0	0	0	0	0	0	0	0	0	0	0
5. Current Year	0	0	0	0	0	0	0	0	0	0	0	0	0	0
6. Current Year Member Months	228,391	0	0	0	0	0	0	228,391	0	0	0	0	0	0
Total Member Ambulatory Encounters for Period:														
7. Physician	609,303	2	0	0	0	0	0	609,301	0	0	0	0	0	0
8. Non-Physician	346,033	0	0	0	0	0	0	346,033	0	0	0	0	0	0
9. Total	955,336	2	0	0	0	0	0	955,334	0	0	0	0	0	0
10. Hospital Patient Days Incurred	84,019	0	0	0	0	0	0	84,019	0	0	0	0	0	0
11. Number of Inpatient Admissions	8,139	0	0	0	0	0	0	8,139	0	0	0	0	0	0
12. Health Premiums Written (a)	376,663,048	143,806	0	0	0	0	0	376,519,242	0	0	0	0	0	0
13. Life Premiums Direct	0	0	0	0	0	0	0	0	0	0	0	0	0	0
14. Property/Casualty Premiums Written	0	0	0	0	0	0	0	0	0	0	0	0	0	0
15. Health Premiums Earned.....	376,663,048	143,806	0	0	0	0	0	376,519,242	0	0	0	0	0	0
16. Property/Casualty Premiums Earned	0	0	0	0	0	0	0	0	0	0	0	0	0	0
17. Amount Paid for Provision of Health Care Services.....	293,802,026	58,681	0	0	0	0	0	293,743,345	0	0	0	0	0	0
18. Amount Incurred for Provision of Health Care Services	309,465,661	58,681	0	0	0	0	0	309,406,980	0	0	0	0	0	0

(a) For health premiums written: amount of Medicare Title XVIII exempt from state taxes or fees \$ 376,519,242

CLAIMS UNPAID AND INCENTIVE POOL, WITHHOLD AND BONUS (Reported and Unreported)

UNDERWRITING AND INVESTMENT EXHIBIT

ANALYSIS OF CLAIMS UNPAID - PRIOR YEAR - NET OF REINSURANCE

Line of Business	Claims Paid Year to Date		Liability End of Current Quarter		5 Claims Incurred in Prior Years (Columns 1 + 3)	6 Estimated Claim Reserve and Claim Liability December 31 of Prior Year
	1 On Claims Incurred Prior to January 1 of Current Year	2 On Claims Incurred During the Year	3 On Claims Unpaid Dec. 31 of Prior Year	4 On Claims Incurred During the Year		
1. Comprehensive (hospital and medical) individual	58,681	0	0	0	58,681	0
2. Comprehensive (hospital and medical) group	0	0	0	0	0	0
3. Medicare Supplement	0	0	0	0	0	0
4. Vision only	0	0	0	0	0	0
5. Dental only	0	0	0	0	0	0
6. Federal Employees Health Benefits Plan	0	0	0	0	0	0
7. Title XVIII - Medicare	41,620,161	247,916,230	4,245,510	77,922,486	45,865,672	79,852,280
8. Title XIX - Medicaid	0	0	0	0	0	0
9. Credit A&H	0	0	0	0	0	0
10. Disability Income	0	0	0	0	0	0
11. Long-term care	0	0	0	0	0	0
12. Other health	0	0	0	0	0	0
13. Health subtotal (Lines 1 to 12)	41,678,842	247,916,230	4,245,510	77,922,486	45,924,353	79,852,280
14. Health care receivables (a)	368,385	14,066,181	0	0	368,385	30,479,627
15. Other non-health	0	0	0	0	0	0
16. Medical incentive pools and bonus amounts	4,135,372	71,582	0	2,134,873	4,135,372	4,832,015
17. Totals (Lines 13 - 14 + 15 + 16)	45,445,828	233,921,631	4,245,510	80,057,359	49,691,339	54,204,668

(a) Excludes \$ 3,157,068 loans or advances to providers not yet expensed.

NOTES TO THE FINANCIAL STATEMENTS

1. Summary of Significant Accounting Policies and Going Concern

A. Accounting Practices

The financial statements of the Company are presented on the basis of accounting practices prescribed or permitted by the Michigan Department of Insurance.

The Michigan Department of Insurance (the Department) recognizes only statutory accounting practices prescribed or permitted by the State of Michigan for determining and reporting the financial condition and results of operations of an insurance company, for determining its solvency under the Michigan Insurance Law. The National Association of Insurance Commissioners’ (NAIC) Accounting Practices and Procedures manual (NAIC SSAP) has been adopted as a component of prescribed or permitted practices by the State of Michigan. The Commissioner of Insurance has the right to permit other specific practices that deviate from prescribed practices. No deviations from the Codification currently exist.

A reconciliation of the Company’s net income and capital and surplus between NAIC SSAP and practices prescribed and permitted by the State of Michigan is shown below:

	SSAP #	F/S Page	F/S Line #	2024	2023
Net Income					
1. Humana Medical Plan of Michigan, Inc. Michigan basis	xxx	xxx	xxx	\$ 13,952,841	\$ 6,967,443
2. State Prescribed Practices that is an increase/(decrease) NAIC SSAP				-	-
3. State Permitted Practices that is an increase/(decrease) NAIC SSAP				-	-
4. NAIC SSAP	xxx	xxx	xxx	\$ 13,952,841	\$ 6,967,443
Surplus					
5. Humana Medical Plan of Michigan, Inc. Michigan basis	xxx	xxx	xxx	\$ 93,194,788	\$ 80,863,101
6. State Prescribed Practices that is an increase/(decrease) NAIC SSAP				-	-
7. State Permitted Practices that is an increase/(decrease) NAIC SSAP				-	-
8. NAIC SSAP	xxx	xxx	xxx	\$ 93,194,788	\$ 80,863,101

B. Use of Estimates in the Preparation of the Financial Statements

The preparation of financial statements in conformity with Statutory Accounting Principles requires management to make estimates and assumptions that affect the reported amounts of assets and liabilities. It also requires disclosure of contingent assets and liabilities at the date of the financial statements and the reported amounts of revenue and expenses during the period. These estimates are based on knowledge of current events and anticipated future events, and accordingly, actual results could differ from those estimates.

C. Accounting Policy

Premiums are reported as earned in the period in which members are entitled to receive services, and are net of retroactive membership adjustments. Retroactive membership adjustments result from enrollment changes not yet processed, or not yet reported by an employer group or the government. Premiums received prior to such period are recorded as advance premiums.

Benefits incurred and loss adjustment expenses include claim payments, capitation payments, pharmacy costs net of rebates, allocations of certain centralized expenses, legal and administrative costs to settle claims, and various other costs incurred to provide health insurance coverage to members, as well as estimates of future payments to hospitals and others for medical care provided prior to the date of the statements of admitted assets, liabilities and surplus. Capitation payments represent monthly contractual fees disbursed to participating primary care physicians, and other providers who are responsible for providing medical care to members. Pharmacy costs represent payments for members’ prescription drug benefits, net of rebates from drug manufacturers.

In addition, the Company uses the following accounting policies:

- (1) Short-term investments include investments mainly in U.S. Government obligations with a maturity of twelve months or less from the date of purchase. Short-term investments are recorded at amortized cost. The carrying value of short-term investments approximates fair value due to the short-term maturities of the investments.
- (2-4) Investments are valued and classified in accordance with methods prescribed by the NAIC. Bonds with an NAIC rating of 1 or 2 are carried at amortized cost, with all other bonds being recorded at the lower of amortized cost or fair value; redeemable preferred stocks are carried at amortized cost; and non-redeemable preferred stocks are carried at fair value. Common stocks are carried at fair value.

The Company regularly evaluates investment securities for impairment. For all securities other than loan-backed and structured securities, the Company considers factors affecting the investee, factors affecting the industry the investee operates within, and general debt and equity market trends. The Company also considers the length of time an investment’s fair value has been below carrying value, the near term prospects for recovery to carrying value, and the Company’s intent and ability to hold the investment until maturity or market recovery is realized. If and when a determination is made that a decline in fair value below the cost basis is other-than-temporary, the related investment is written down to its estimated fair value through earnings.

Amortization of bond premium or discount is computed using the scientific interest method.

NOTES TO THE FINANCIAL STATEMENTS

Income from investments is recorded on an accrual basis. For the purpose of determining realized gains and losses, the cost of securities sold is based upon specific identification. Investment income due and accrued over 90 days past due is nonadmitted.

- (5) Not Applicable.
- (6) For loan backed and structured securities where the securities fair value is less than the amortized cost, the Company considers several factors to determine if the security’s impairment is other-than-temporary. If the Company has the intent to sell the security or if the Company does not have the intent and ability to retain the security until recovery of its fair value, the related investment is written down to its estimated fair value through earnings. If, however, the Company has the intent and ability to retain the security until recovery of its fair value, the Company considers factors affecting the investee, factors affecting the industry the investee operates within, and general debt and equity market trends. The Company also considers the length of time an investment’s fair value has been below carrying value and the near term prospects for recovery to carrying value. If the determination is made, based on these factors, that the Company does expect to recover the entire amortized cost of the security, then an other-than-temporary impairment has not occurred. If, however, the determination is made that the Company does not expect to recover the entire amortized cost of the security based on the factors noted above, the Company recognizes a realized loss in earnings for the non-interest related decline. No loss is recognized for the interest impairment.
- (7) Not Applicable.
- (8) Not Applicable.
- (9) Not Applicable.
- (10-11) The estimates of future medical benefit payments are developed using actuarial methods and assumptions based upon claim payment patterns, medical cost inflation, historical development such as claim inventory levels and claim receipt patterns, and other relevant factors. Corresponding administrative costs to process outstanding claims are estimated and accrued. Estimates of future payments relating to services incurred in the current and prior periods are continually reviewed by management and adjusted as necessary.

The Company assesses the profitability of its contracts for providing health insurance coverage to its members when current operating results or forecasts indicate probable future losses. The Company records a premium deficiency liability in current operations to the extent that the sum of expected future medical costs, claim adjustment expenses and maintenance costs exceed related future premiums. Investment income is utilized in the calculation of the premium deficiency liability.

Management believes the Company’s benefits payable and loss adjustment expense are adequate to cover future claims and loss adjustment expense payments required, however, such estimates are based on knowledge of current events and anticipated future events and, therefore, the actual liability could differ from the amounts provided.

- (12) The Company has not modified its capitalization policy from the prior period.

Equipment is stated at cost less accumulated depreciation. Depreciation expense is computed using the straight-line method over estimated useful lives generally ranging from three to five years. Improvements to leased facilities are depreciated over the shorter of the remaining lease term or the anticipated life of the improvement.

The Company recognizes an asset or liability for the deferred tax consequences of temporary differences between the tax basis of assets or liabilities and their reported amounts in the financial statements. The temporary differences will result in taxable or deductible amounts in future years when the reported amounts of the assets or liabilities are recovered or settled.
- (13) The Company estimates anticipated Pharmacy Rebate Receivables using the analysis of historical recovery patterns.
- (14) Not Applicable.
- (15) Not Applicable.

D. Going Concern

Management of the Company has evaluated the Company’s ability to continue as a going concern under SSAP No. 1, *Accounting Policies, Risks & Uncertainties, and Other Disclosures* (SSAP No. 1). Based on this evaluation, Management has determined that there is no substantial doubt about the Company’s ability to continue as a going concern.

2. Accounting Changes and Corrections of Errors

Not Applicable.

3. Business Combinations and Goodwill

A. Statutory Purchase Method

Not Applicable.

B. Statutory Merger

Not Applicable.

C. Assumption Reinsurance

Not Applicable.

NOTES TO THE FINANCIAL STATEMENTS

- D. Impairment Loss
- Not Applicable.
- E. Subcomponents and Calculation of Adjusted Surplus and Total Admitted Goodwill
- Not Applicable.
4. Discontinued Operations
- Not Applicable.
5. Investments
- A. Mortgage Loans, Including Mezzanine Real Estate Loans
- Not Applicable.
- B. Debt Restructuring
- Not Applicable.
- C. Reverse Mortgages
- Not Applicable.
- D. Loan-Backed Securities
- (1) Prepayment assumptions for mortgage-backed/loan-backed and structured securities were obtained from industry market sources.
- (2) Not Applicable.
- (3) Not Applicable.
- (4) The Company does not have any investments in an other-than-temporary impairment position at June 30, 2024.
- Gross unrealized losses and related fair value of temporarily impaired securities that have been in a continuous unrealized loss position were as follows at June 30, 2024:
- (a) The aggregate amount of unrealized losses:
- | | | |
|----------------------------|----|-------------|
| 1. Less than Twelve Months | \$ | (262,698) |
| 2. Twelve Months or Longer | \$ | (3,051,231) |
- (b) The aggregate related fair value of securities with unrealized losses:
- | | | |
|----------------------------|----|------------|
| 1. Less than Twelve Months | \$ | 8,226,651 |
| 2. Twelve Months or Longer | \$ | 32,155,569 |
- (5) Unrealized losses are primarily due to increases in market interest rates and tighter liquidity conditions in the current markets than when the securities were purchased. All issuers of securities trading at an unrealized loss remain current on all contractual payments and the Company believes it is probable that all amounts due according to the contractual terms of the debt securities are collectible. After taking into account these and other factors, including the severity of the decline and the Company’s ability and intent to hold these securities until recovery or maturity, the Company determined the unrealized losses on these investment securities were temporary and, as such, no impairment was required.
- E. Dollar Repurchase Agreements and/or Securities Lending Transactions
- (1) The Company participates in securities lending transactions. The fair value of securities on loan at June 30, 2024 was \$83,660. The fair value of securities on loan at December 31, 2023 was \$0. The Company maintains effective control over the loaned securities and requires collateral initially equal to at least 102% of the market value of the loaned securities. Collateral received consists of cash and fixed-income securities. Non-cash collateral is not recorded in the statements of assets, liabilities, capital and surplus, as the Company does not have the right to sell, pledge, or otherwise reinvest the non-cash collateral. The Company did not have OTTIs on invested collateral at June 30, 2024 and December 31, 2023.
- (2) The Company has not pledged any of its assets as collateral that are not reclassified and separately reported in the statement of assets, liabilities, capital and surplus.

NOTES TO THE FINANCIAL STATEMENTS

(3) Collateral Received

- a. The aggregate amounts of contractually obligated open collateral positions and the corresponding liabilities that represented the Company’s obligations to return the collateral at June 30, 2024 and December 31, 2023 were as follows:

	June 30, 2024	December 31, 2023
(1) Securities Lending		
a. Open	\$ 54,641	\$ -
b. 30 days or less	-	-
c. 31 to 60 days	-	-
d. 61 to 90 days	-	-
e. Greater than 90 days	-	-
f. Sub-total (Sum of a+b+c+d+e)	54,641	-
g. Securities received	31,144	-
h. Total collateral received (f+g)	\$ 85,785	\$ -

- b. The fair value of the collateral and the portion of the collateral that was sold or repledged was \$85,785 and \$0, at June 30, 2024 and December 31, 2023 respectively.
- c. Cash collateral is invested in fixed income, short-term and cash equivalent securities and the offsetting collateral liability is included in payable for securities lending in the statements of assets, liabilities, capital and surplus. Non-cash collateral consists of fixed income debt securities.

- (4) The Company did not have any securities lending transactions administered by an affiliated agent which were “one-line” at June 30, 2024 and December 31, 2023.

(5) Collateral Reinvested

- a. The aggregate amounts of reinvested cash collateral and securities available to repledge by maturity term at June 30, 2024 and December 31, 2023 were as follows:

	June 30, 2024		December 31, 2023	
(1) Securities Lending	<u>Amortized Cost</u>	<u>Fair Value</u>	<u>Amortized Cost</u>	<u>Fair Value</u>
a. Open	\$ 51,905	\$ 51,905	\$ -	\$ -
b. 30 days or less	-	-	-	-
c. 31 to 60 days	1,094	1,641	-	-
d. 61 to 90 days	-	-	-	-
e. 91 to 120 days	-	-	-	-
f. 121 to 180 days	1,641	1,641	-	-
g. 181 to 365 days	-	-	-	-
h. 1 to 2 years	-	-	-	-
i. 2 to 3 years	-	-	-	-
j. Greater than 3 years	-	-	-	-
k. Sub-total (Sum of a through i)	54,641	54,641	-	-
l. Securities reinvested	-	-	-	-
m. Total collateral reinvested (k+l)	\$ 54,641	\$ 54,641	\$ -	\$ -

- b. The Company did not have maturity dates of the collateral to be returned that did not match the invested assets at June 30, 2024 and December 31, 2023.

- (6) The Company accepts non-cash collateral through its participation in securities lending transactions with its lending agent. Non-cash collateral generally consists of U.S. government securities which are not recorded in the statements of assets, liabilities, capital and surplus as the Company does not have the right to sell, pledge or otherwise reinvest these securities unless the counterparty defaults. The aggregate fair value of non-cash collateral accepted was \$31,144 and \$0, at June 30, 2024 and December 31, 2023 respectively.

- (7) The Company had no cash or non-cash collateral for securities lending transactions that extended beyond one year at June 30, 2024 and December 31, 2023 respectively.

F. Repurchase Agreements Transactions Accounted for as Secured Borrowing

Not Applicable.

G. Reverse Repurchase Agreements Transactions Accounted for as Secured Borrowing

Not Applicable.

H. Repurchase Agreements Transactions Accounted for as a Sale

Not Applicable.

I. Reverse Repurchase Agreements Transactions Accounted for as a Sale

Not Applicable.

J. Real Estate

Not Applicable.

NOTES TO THE FINANCIAL STATEMENTS

K. Low-Income Housing Tax Credits (LIHTC)

Not Applicable.

L. Restricted Assets

(1) Restricted Assets (Including Pledged)

	1	2	3	4	5	6	7
	Total Gross (Admitted & Nonadmitted) Restricted from Current Year	Total Gross (Admitted & Nonadmitted) Restricted from Prior Year	Increase/ (Decrease) (1 minus 2)	Total Current Year Nonadmitted Restricted	Total Current Year Admitted Restricted (1 minus 4)	Percentage Gross (Admitted & Nonadmitted) Restricted to Total Assets (a)	Percentage Admitted Restricted to Total Admitted Assets (b)
Restricted Asset Category							
a. Subject to contractual obligation for which liability is not shown	\$ -	\$ -	\$ -	\$ -	\$ -	-%	-%
b. Collateral held under security lending agreements	54,641	-	54,641	-	54,641	0.03%	0.03%
c. Subject to repurchase agreements	-	-	-	-	-	-	-
d. Subject to reverse repurchase agreements	-	-	-	-	-	-	-
e. Subject to dollar repurchase agreements	-	-	-	-	-	-	-
f. Subject to dollar reverse repurchase agreements	-	-	-	-	-	-	-
g. Placed under option contracts	-	-	-	-	-	-	-
h. Letter stock or securities restricted to sale – excluding FHLB capital stock	-	-	-	-	-	-	-
i. FHLB capital stock	-	-	-	-	-	-	-
j. On deposit with states	1,467,923	1,471,294	(3,371)	-	1,467,923	0.68%	0.70%
k. On deposit with other regulatory bodies	-	-	-	-	-	-	-
l. Pledged collateral to FHLB (including assets backing funding agreements)	-	-	-	-	-	-	-
m. Pledged as collateral not captured in other categories	-	-	-	-	-	-	-
n. Other restricted assets	-	-	-	-	-	-	-
o. Total Restricted Assets	\$ 1,522,564	\$ 1,471,294	\$ 51,270	-	\$ 1,522,564	0.70%	0.73%

(2) Detail of Assets Pledged as Collateral Not Captured in Other Categories (Contracts that Share Similar Characteristics, Such as Reinsurance and Derivatives, Are Reported in the Aggregate)

Not Applicable.

(3) Detail of Other Restricted Assets Categories (Contracts that Share Similar Characteristics, Such as Reinsurance and Derivatives, Are Reported in the Aggregate)

Not Applicable.

(4) Collateral Received and Reflected as Assets Within the Reporting Entity’s Financial Statements

Not Applicable.

M. Working Capital Finance Investments

Not Applicable.

N. Offsetting and Netting of Assets and Liabilities

Not Applicable.

O. 5GI* Securities

Not Applicable.

P. Short Sales

Not Applicable.

Q. Prepayment Penalty and Acceleration Fees

Not Applicable.

NOTES TO THE FINANCIAL STATEMENTS

R. Share of Cash Pool by Asset Type

Not Applicable.

6. Joint Ventures, Partnerships and Limited Liability Companies

- A. The Company has no investments in Joint Ventures, Partnerships or Limited Liability Companies that exceed 10.0 percent of its admitted assets.
- B. The Company did not recognize any impairment write down for its investments in Joint Ventures, Partnerships and Limited Liability Companies during the statement periods.

7. Investment Income

- A. Due and accrued income was excluded from surplus on the following basis:

All investment income due and accrued with amounts that are over 90 days past due with the exception of mortgage loans in default.

- B. The total amount excluded was \$0.

- C. The gross, nonadmitted and admitted amounts for interest income due and accrued.

Interest Income Due and Accrued		Amount
1. Gross	\$	448,720
2. Nonadmitted	\$	-
3. Admitted	\$	448,720

- D. The aggregate deferred interest.

		Amount
Aggregate Deferred Interest	\$	-

- E. The cumulative amounts of paid-in-kind (PIK) interest included in the current principal balance.

		Amount
Cumulative amounts of PIK interest included in the current principal balance	\$	-

8. Derivative Instruments

Not Applicable.

9. Income Taxes

The Inflation Reduction Act (Act) was enacted on August 16, 2022 and included a new corporate alternative minimum tax (CAMT). The Act and the CAMT went into effect for tax years beginning after 2022. The Company is an applicable corporation for 2024 as the average adjusted financial statement income for Humana Inc. and Subsidiaries for the applicable three-tax-year period exceeds the \$1 billion income-based threshold. However, the Company does not expect to incur a CAMT liability in 2024 as its regular tax liability is expected to exceed the tentative minimum tax. Further, no other taxable entities or taxable groups within the Company’s structure are expected to exceed the average adjusted financial statement income threshold. The Company has not made an accounting policy election to disregard CAMT when evaluating the need for a valuation allowance for its non-CAMT DTAs.

No material change since year-end December 31, 2023.

10. Information Concerning Parent, Subsidiaries and Affiliates

A.-B. The Company has several management contracts with Humana Inc. and other related parties whereby the Company is provided with medical and executive management, information systems, claims processing, billing and enrollment, and telemarketing and other services as required by the Company. Management fees charged to operations for the years ended December 31, 2023 and 2022 were \$49,245,071 and \$28,522,356, respectively. As a part of this agreement, Humana Inc. makes cash disbursements on behalf of the Company which includes, but is not limited to, medical related items, general and administrative expenses, commissions and payroll. The Company continues to be primarily liable for any outstanding payments made on behalf of the Company, should Humana Inc. not be able to fulfill its obligations.

The Company has various related party agreements with no material change since year-end December 31, 2023.

Total returns of capital of \$10,000,000 were paid to Humana Inc. on May 23, 2024. The Michigan Department of Insurance was notified prior to the payment of these returns of capital.

- C. (1) Detail of Material Related Party Transactions

Not Applicable.

- (2) Detail of Material Related Party Transactions Involving Services

Not Applicable.

- (3) Detail of Material Related Party Transactions Exchange of Assets and Liabilities

Not Applicable.

NOTES TO THE FINANCIAL STATEMENTS

(4) Detail of Amounts Owed To/From a Related Party

Not Applicable.

- D. At June 30, 2024, the Company reported \$10,577,845 due to Humana Inc. Amounts due to or from parent are generally settled within 90 days.
- E. Not Applicable.
- F. The Company has a parental guarantee with Humana Inc. in accordance with certain regulatory requirements.
- G. All outstanding shares of the Company are owned by the Parent Company.
- H. Not Applicable.
- I. Not Applicable.
- J. Not Applicable.
- K. Not Applicable.
- L. Not Applicable.
- M. All SCA Investments
Not Applicable.
- N. Investment in Insurance SCA
Not Applicable.
- O. SCA Loss Tracking
Not Applicable.

11. Debt

- A. Debt Including Capital Notes
The Company has no debentures outstanding.
The Company has no capital notes outstanding.
The Company does not have any reverse repurchase agreements.
- B. Federal Home Loan Bank (FHLB) Agreements
The Company does not have any FHLB agreements.

12. Retirement Plans, Deferred Compensation, Postemployment Benefits and Compensated Absences and Other Postretirement Benefit Plans

- A.-D. Defined Benefit Plans
Not Applicable.
- E. Defined Contribution Plans
Not Applicable.
- F. Multiemployer Plans
Not Applicable.
- G. Consolidated/Holding Company Plans
No material change since year-end December 31, 2023.
- H. Postemployment Benefits and Compensated Absences
Not Applicable.
- I. Impact of Medicare Modernization Act on Postretirement Benefits (INT 04-17)
Not Applicable.

13. Capital and Surplus, Shareholders’ Dividend Restrictions and Quasi-Reorganizations

- A. The Company has \$1.00 par value common stock with 1,000 shares authorized and 1,000 shares issued and 1,000 outstanding. All shares are common stock shares.

NOTES TO THE FINANCIAL STATEMENTS

- B. The Company has no preferred stock outstanding.
- C.-E. Dividends and returns of capital to shareholders are noncumulative and are paid as determined by the Board of Directors. accordance with the Department statutes, the maximum amount which can be paid by the Company to shareholders without prior approval by the Department is the greater of 10% of total surplus or net gain from operations from the prior year. All ordinary dividends are limited to available and accumulated surplus funds. Any dividends paid in the twelve months preceding a proposed dividend are considered in determining whether a dividend is extraordinary. Based on these restrictions, no dividend is available without prior approval.

Within the limitations above, there are no restrictions placed on the portion of Company profits that may be paid as ordinary dividends to stockholders.

Dividends or returns of capital paid by the Company are listed below. Extraordinary amounts have been approved by the Department.

		<u>Dividend or Return of Capital Amount</u>		<u>Date Paid</u>
		<u>Ordinary</u>	<u>Extraordinary</u>	
Return of Capital		-	10,000,000	May 23, 2024
Total paid in 2024		<u>\$ -</u>	<u>\$ 10,000,000</u>	

- F. There were no restrictions placed on the Company’s surplus, including for whom the surplus is being held.
- G. Not Applicable.
- H. Not Applicable.
- I. Not Applicable.
- J. The portion of unassigned funds (surplus) represented or reduced by cumulative unrealized gains and losses is \$(22,618).
- K. Not Applicable.
- L. Not Applicable.
- M. Not Applicable.

14. Liabilities, Contingencies and Assessments

- A. Contingent Commitments
- Not Applicable.
- B. Assessments
- Not Applicable.
- C. Gain Contingencies
- Not Applicable.
- D. Claims related extra contractual obligation and bad faith losses stemming from lawsuits
- Not Applicable.
- E. Joint and Several Liabilities
- Not Applicable.
- F. All Other Contingencies

During the ordinary course of business, the Company is subject to pending and threatened legal actions. Management of the Company does not believe that any of these actions will have a material adverse effect on the Company’s surplus, results of operations or cash flows. However, the likelihood or outcome of current or future legal proceedings cannot be accurately predicted, and they could adversely affect the Company’s surplus, results of operations and cash flows.

The Company is not aware of any other material contingent liabilities as of June 30, 2024.

15. Leases

Not Applicable.

16. Information about Financial Instruments With Off-Balance Sheet Risk and Financial Instruments With Concentrations of Credit Risk

The Company has no investment in Financial Instruments with Off-Balance Sheet Risk or Concentrations of Credit Risk.

17. Sale, Transfer and Servicing of Financial Assets and Extinguishments of Liabilities

- A. Transfers of Receivables Reported as Sales
- Not Applicable.

NOTES TO THE FINANCIAL STATEMENTS

B. Transfer and Servicing of Financial Assets

Refer to Note 5E – Dollar Repurchase Agreements and/or Securities Lending Transactions.

C. Wash Sales

Not Applicable.

18. Gain or Loss to the Reporting Entity from Uninsured Plans and the Uninsured Portion of Partially Insured Plans

A. ASO Plans

Not Applicable.

B. ASC Plans

Not Applicable.

C. Medicare or Other Similarly Structured Cost Based Reimbursement Contract

- (1) The Company records no revenue explicitly attributable to the cost share and reinsurance components of its Medicare or other similarly structured cost based reimbursement contracts.
- (2) As of June 30, 2024, the Company has recorded a receivable from CMS of \$5,247,864 related to the cost share and reinsurance components of administered Medicare products. The Company does not have any receivables greater than 10% of the Company’s accounts receivable from uninsured accident and health plans or \$10,000.
- (3) As no revenue is recorded in connection with the cost share and reinsurance components of the Company’s Medicare or other similarly structured cost based reimbursement contracts, the Company has recorded no allowances and reserves for adjustment of recorded revenues and receivables.
- (4) The Company has made no adjustment to revenue resulting from audit of receivables related to revenues recorded in the prior period.

19. Direct Premium Written/Produced by Managing General Agents/Third Party Administrators

Not Applicable.

20. Fair Value Measurements

A. (1) The fair value of financial assets at June 30, 2024 were as follows:

	Level 1	Level 2	Level 3	Net Asset Value (NAV)	Total
a. Assets at fair value					
Bonds					
U.S. governments	\$ -	\$ -	\$ -	\$ -	-
Tax-exempt municipal	-	51,312	-	-	51,312
Residential mortgage and other-backed	-	-	-	-	-
Corporate debt securities	-	388,378	-	-	388,378
Total bonds	-	439,690	-	-	439,690
Total assets at fair value/NAV	\$ -	\$ 439,690	\$ -	\$ -	\$ 439,690
b. Liabilities at fair value	\$ -	\$ -	\$ -	\$ -	-
Total liabilities at fair value	\$ -	\$ -	\$ -	\$ -	-

The Company reports transfers between Level 1 and Level 2 of the fair value hierarchy levels at the end of the reporting period. There were no transfers between Level 1 and Level 2 of the fair value hierarchy between December 31, 2023 and June 30, 2024.

(2) Fair Value Measurements in (Level 3) of the Fair Value Hierarchy

Not Applicable.

- (3) The Company reports transfers into or out of Level 3 of the fair value hierarchy levels at the end of the reporting period. There were no transfers into or out of Level 3 of the fair value hierarchy levels between December 31, 2023 and June 30, 2024.

NOTES TO THE FINANCIAL STATEMENTS

(4) Fair value of actively traded debt securities are based on quoted market prices. Fair value of other debt securities are based on quoted market prices of identical or similar securities or based on observable inputs like interest rates generally using a market valuation approach, or, less frequently, an income valuation approach and are generally classified as Level 2. The Company generally obtains one quoted price for each security from a third party pricing service. These prices are generally derived from recently reported trades for identical or similar securities, including adjustments through the reporting date based upon observable market information. When quoted prices are not available, the third party pricing service may use quoted market prices of comparable securities or discounted cash flow analyses, incorporating inputs that are currently observable in the markets for similar securities. Inputs that are often used in the valuation methodologies include benchmark yields, reported trades, credit spreads, broker quotes, default rates and prepayment speeds. The Company is responsible for the determination of fair value and as such, the Company performs analysis on the prices received from the third party pricing service to determine whether the prices are reasonable estimates of fair value. The Company’s analysis includes a review of monthly price fluctuations as well as a quarterly comparison of the prices received from the pricing service to prices reported by the Company’s third party investment advisor. Based on the Company’s internal price verification procedures and review of fair value methodology documentation provided by the third party pricing service, there were no material adjustments to the prices obtained from the third party pricing service during the quarter ended June 30, 2024.

(5) Derivative Fair Values

Not Applicable.

B. Other Fair Value Disclosures

Securities lending collateral assets: Fair values of securities lending collateral are based on quoted market prices, where available. These fair values are obtained primarily from a third party pricing service, which generally uses Level 1 or Level 2 inputs for the determination of fair value to facilitate fair value measurements and disclosures.

C. Fair Values for All Financial Instruments by Levels 1, 2 and 3

Type of Financial Instrument	Aggregate Fair Value	Admitted Assets	Level 1	Level 2	Level 3	Net Asset Value (NAV)	Not Practicable (Carrying Value)
Bonds and cash equivalents	\$ 155,313,662	\$ 159,764,753	\$ 86,060,621	\$ 69,253,041	\$ -	\$ -	\$ -
Securities lending collateral assets	54,641	54,641	54,641	-	-	-	-
Total	\$ 155,368,303	\$ 159,819,394	\$ 86,115,262	\$ 69,253,041	\$ -	\$ -	\$ -

D. Financial Instruments for which Not Practicable to Estimate Fair Values

Not Applicable.

21. Other Items

A. Extraordinary Items

Not Applicable.

B. Troubled Debt Restructuring: Debtors

Not Applicable.

C. Other Disclosures and Unusual Items

Not Applicable.

D. Business Interruption Insurance Recoveries

Not Applicable.

E. State Transferable and Non-transferable Tax Credits

Not Applicable.

F. Subprime Mortgage Related Risk Exposure

(1) The Company consults with its external investment managers to assess its subprime mortgage related risk exposure. Certain characteristics are utilized to determine if a mortgage-backed security has subprime exposure. The main characteristics reviewed when determining this are the collateral and structure of the security, the loan purpose, loan documentation, occupancy, geographical location, loan size and type. Subprime mortgage borrowers typically have lower credit scores, lower loan balances and higher loan-to-values than other conforming loans. Management’s practices include reviewing quantitative and qualitative credit models that analyze loan-level collateral composition, historical underwriter performance trends, the impact of macroeconomic factors, and issuer risks; as well as reviewing the estimation of security cash flows and monthly model calibrations.

(2) Direct exposure through investments in sub-prime mortgage loans.

The Company has no direct exposure through investment to sub-prime mortgage loans.

NOTES TO THE FINANCIAL STATEMENTS

- (3) Direct exposure through other investments:
- a. Residential mortgage backed securities – No substantial exposure noted.
 - b. Commercial mortgage backed securities – No substantial exposure noted.
 - c. Collateralized debt obligations – No substantial exposure noted.
 - d. Structured securities – No substantial exposure noted.
 - e. Equity investment in SCAs – No substantial exposure noted.
 - f. Other assets – No substantial exposure noted.
 - g. Total – No substantial exposure noted.
- (4) Underwriting exposure to sub-prime mortgage risk through Mortgage Guaranty coverage, Financial Guaranty coverage, Directors and Officers liability coverage, or Errors and Omissions liability coverage.

The Company does not have sub-prime mortgage risk.

Classification of mortgage related securities is primarily based on information from outside data services, including rating agency actions. When considering our exposure, the Company evaluated the percentage of full documentation loans, percent of owner occupied properties, FICO scores, average margin for ARM loans, percent of loans with prepayment penalties, the existence of non-traditional underwriting standards, among other factors.

G. Retained Assets

Not Applicable.

H. Insurance Linked Securities

Not Applicable.

22. Events Subsequent

The Company is not aware of any events or transactions occurring subsequent to the close of the books for this statement which may have a material effect on its financial condition. Subsequent events have been considered through August 6, 2024 for the Statutory Statement issued on August 6, 2024.

23. Reinsurance

A. Ceded Reinsurance Report

Section 1 – General Interrogatories

- (1) Are any of the reinsurers, listed in Schedule S as non-affiliated, owned in excess of 10.0 percent or controlled, either directly or indirectly, by the company or by any representative, officer, trustee, or director of the company?
- Yes () No (X)
- (2) Have any policies issued by the company been reinsured with a company chartered in a country other than the United States (excluding U.S. Branches of such companies) that is owned in excess of 10.0 percent or controlled directly or indirectly by an insured, a beneficiary, a creditor or an insured or any other person not primarily engaged in the insurance business?
- Yes () No (X)

Section 2 – Ceded Reinsurance Report – Part A

- (1) Does the company have any reinsurance agreements in effect under which the reinsurer may unilaterally cancel any reinsurance for reasons other than for nonpayment of premium or other similar credits?
- Yes () No (X)
- (2) Does the reporting entity have any reinsurance agreements in effect such that the amount of losses paid or accrued through the statement date may result in a payment to the reinsurer of amounts that, in aggregate and allowing for offset of mutual credits from other reinsurance agreements with the same reinsurer, exceed the total direct premium collected under the reinsured policies?
- Yes () No (X)

Section 3 – Ceded Reinsurance Report – Part B

- (1) What is the estimated amount of the aggregate reduction in surplus, (for agreements other than those under which the reinsurer may unilaterally cancel for reasons other than for nonpayment of premium or other similar credits that are reflected in Section 2 above) of termination of ALL reinsurance agreements, by either party, as of the date of this statement? Where necessary, the company may consider the current or anticipated experience of the business reinsured in making this estimate. \$0
- (2) Have any new agreements been executed or existing agreements amended, since January 1 of the year of this statement, to include policies or contracts that were in force or which had existing reserves established by the company as of the effective date of the agreement?
- Yes () No (X)

B. Uncollectible Reinsurance

Not Applicable.

NOTES TO THE FINANCIAL STATEMENTS

C. Commutation of Ceded Reinsurance

Not Applicable.

D. Certified Reinsurer Rating Downgraded or Status Subject to Revocation

Not Applicable.

24. Retrospectively Rated Contracts and Contracts Subject to Redetermination

A. The Company estimates accrued retrospective premium adjustments for its Medicare business through a mathematical approach using an algorithm based upon settlement procedures defined by contracts with CMS.

The Company estimates accrued retrospective premium adjustments for its Commercial business based on experience to date, knowledge of the marketplace, and the terms of the risk corridors program with HHS.

B. The Company records accrued retrospective premium as an adjustment to earned premiums.

C. The amount of net premiums written by the Company at June 30, 2024 that are subject to retrospective rating features was \$376,663,048, or 100.00% of the total net premiums written. No other net premiums written by the Company are subject to retrospective rating features.

D. Medical loss ratio rebates required pursuant to the Public Health Service Act

Not Applicable.

E. Risk Sharing Provisions of the Affordable Care Act

Not Applicable.

25. Change in Incurred Claims and Claim Adjustment Expenses

Benefits and loss adjustment expenses payable, net of health care receivables, as of December 31, 2023, were \$54,623,890. As of June 30, 2024, \$45,845,876 has been paid for incurred claims and claim adjustment expenses attributable to insured events of prior years. Reserves remaining for prior years are now \$4,264,685 as a result of re-estimation of unpaid claims and claim adjustment expenses. Therefore, there has been a \$4,513,329 favorable prior-year development since December 31, 2023. The decrease is generally the result of ongoing analysis of recent loss development trends. Original estimates are increased or decreased as additional information becomes known regarding individual claims. Included in this decrease, the Company experienced \$4,513,313 of favorable prior year claim development on retrospectively rated policies. However, the business to which it relates is subject to premium adjustments.

26. Intercompany Pooling Arrangements

Not Applicable.

27. Structured Settlements

The Company has no structured settlements.

28. Health Care Receivables

A. Pharmaceutical Rebate Receivables

Quarter	Estimate Pharmacy Rebates as Reported on Financial Statements	Pharmacy Rebates as Billed or Otherwise Confirmed	Actual Rebates Received Within 90 Days of Billing	Actual Rebates Received Within 91 to 180 Days of Billing	Actual Rebates Received More than 181 Days after Billing
12/31/2024	\$ -	\$ -	\$ -	\$ -	\$ -
9/30/2024	-	-	-	-	-
6/30/2024	12,511,512	12,511,512	-	-	-
3/31/2024	15,571,821	15,228,731	14,891,673	527	-
12/31/2023	18,546,269	18,225,614	17,706,667	453,249	-
9/30/2023	17,501,108	17,104,443	16,000,997	347,231	777,442
6/30/2023	16,312,879	15,642,043	15,664,694	14,150	719
3/31/2023	13,790,194	13,569,532	13,511,263	60,418	1,027
12/31/2022	8,007,352	7,228,469	7,179,286	2,412	46,770
9/30/2022	8,328,149	7,728,954	7,889,730	(160,776)	-
6/30/2022	9,559,015	9,294,555	9,275,796	18,759	-
3/31/2022	9,973,768	7,820,312	6,720,915	49,557	1,049,840

B. Risk Sharing Receivables

Not Applicable.

29. Participating Policies

The Company has no participating policies.

30. Premium Deficiency Reserves

Not Applicable.

NOTES TO THE FINANCIAL STATEMENTS

31. Anticipated Salvage and Subrogation

Not Applicable.

GENERAL INTERROGATORIES

PART 1 - COMMON INTERROGATORIES

GENERAL

1.1

Did the reporting entity experience any material transactions requiring the filing of Disclosure of Material Transactions with the State of Domicile, as required by the Model Act?

Yes [] No [X]

1.2

If yes, has the report been filed with the domiciliary state?

Yes [] No []

2.1

Has any change been made during the year of this statement in the charter, by-laws, articles of incorporation, or deed of settlement of the reporting entity?

Yes [] No [X]

2.2

If yes, date of change:

3.1

Is the reporting entity a member of an Insurance Holding Company System consisting of two or more affiliated persons, one or more of which is an insurer?
If yes, complete Schedule Y, Parts 1 and 1A.

Yes [X] No []

3.2

Have there been any substantial changes in the organizational chart since the prior quarter end?

Yes [] No [X]

3.3

If the response to 3.2 is yes, provide a brief description of those changes.
NA

3.4

Is the reporting entity publicly traded or a member of a publicly traded group?

Yes [X] No []

3.5

If the response to 3.4 is yes, provide the CIK (Central Index Key) code issued by the SEC for the entity/group.

0000049071

4.1

Has the reporting entity been a party to a merger or consolidation during the period covered by this statement?

Yes [] No [X]

4.2

If yes, provide the name of the entity, NAIC Company Code, and state of domicile (use two letter state abbreviation) for any entity that has ceased to exist as a result of the merger or consolidation.

1 Name of Entity	2 NAIC Company Code	3 State of Domicile
Not Applicable.		

5.

If the reporting entity is subject to a management agreement, including third-party administrator(s), managing general agent(s), attorney-in-fact, or similar agreement, have there been any significant changes regarding the terms of the agreement or principals involved?
If yes, attach an explanation.

Yes [] No [X] N/A []

6.1

State as of what date the latest financial examination of the reporting entity was made or is being made.

12/31/2020

6.2

State the as of date that the latest financial examination report became available from either the state of domicile or the reporting entity. This date should be the date of the examined balance sheet and not the date the report was completed or released.

12/31/2020

6.3

State as of what date the latest financial examination report became available to other states or the public from either the state of domicile or the reporting entity. This is the release date or completion date of the examination report and not the date of the examination (balance sheet date).

04/25/2022

6.4

By what department or departments?
Michigan Department of Insurance

6.5

Have all financial statement adjustments within the latest financial examination report been accounted for in a subsequent financial statement filed with Departments?

Yes [X] No [] N/A []

6.6

Have all of the recommendations within the latest financial examination report been complied with?

Yes [X] No [] N/A []

7.1

Has this reporting entity had any Certificates of Authority, licenses or registrations (including corporate registration, if applicable) suspended or revoked by any governmental entity during the reporting period?

Yes [] No [X]

7.2

If yes, give full information:

8.1

Is the company a subsidiary of a bank holding company regulated by the Federal Reserve Board?

Yes [] No [X]

8.2

If response to 8.1 is yes, please identify the name of the bank holding company.

8.3

Is the company affiliated with one or more banks, thrifts or securities firms?

Yes [] No [X]

8.4

If response to 8.3 is yes, please provide below the names and location (city and state of the main office) of any affiliates regulated by a federal regulatory services agency [i.e. the Federal Reserve Board (FRB), the Office of the Comptroller of the Currency (OCC), the Federal Deposit Insurance Corporation (FDIC) and the Securities Exchange Commission (SEC)] and identify the affiliate's primary federal regulator.

1 Affiliate Name	2 Location (City, State)	3 FRB	4 OCC	5 FDIC	6 SEC

GENERAL INTERROGATORIES

- 9.1

Are the senior officers (principal executive officer, principal financial officer, principal accounting officer or controller, or persons performing similar functions) of the reporting entity subject to a code of ethics, which includes the following standards?
(a) Honest and ethical conduct, including the ethical handling of actual or apparent conflicts of interest between personal and professional relationships;
(b) Full, fair, accurate, timely and understandable disclosure in the periodic reports required to be filed by the reporting entity;
(c) Compliance with applicable governmental laws, rules and regulations;
(d) The prompt internal reporting of violations to an appropriate person or persons identified in the code; and
(e) Accountability for adherence to the code.

Yes [X] No []
- 9.11

If the response to 9.1 is No, please explain:
.....
- 9.2

Has the code of ethics for senior managers been amended?

Yes [X] No []
- 9.21

If the response to 9.2 is Yes, provide information related to amendment(s).
Ethics Every Day was amended in June 2024 to update content based on operational changes, clarify content where necessary and perform general document maintenance.
- 9.3

Have any provisions of the code of ethics been waived for any of the specified officers?

Yes [] No [X]
- 9.31

If the response to 9.3 is Yes, provide the nature of any waiver(s).
.....

FINANCIAL

- 10.1

Does the reporting entity report any amounts due from parent, subsidiaries or affiliates on Page 2 of this statement?

Yes [] No [X]
- 10.2

If yes, indicate any amounts receivable from parent included in the Page 2 amount:\$.....

0

INVESTMENT

- 11.1

Were any of the stocks, bonds, or other assets of the reporting entity loaned, placed under option agreement, or otherwise made available for use by another person? (Exclude securities under securities lending agreements.)

Yes [] No [X]
- 11.2

If yes, give full and complete information relating thereto:
.....
12.

Amount of real estate and mortgages held in other invested assets in Schedule BA:

\$.....

0
13.

Amount of real estate and mortgages held in short-term investments:

\$.....

0
- 14.1

Does the reporting entity have any investments in parent, subsidiaries and affiliates?

Yes [] No [X]
- 14.2

If yes, please complete the following:

	1	2
	Prior Year-End Book/Adjusted Carrying Value	Current Quarter Book/Adjusted Carrying Value
14.21 Bonds	\$.....0	\$.....0
14.22 Preferred Stock	\$.....0	\$.....0
14.23 Common Stock	\$.....0	\$.....0
14.24 Short-Term Investments	\$.....0	\$.....0
14.25 Mortgage Loans on Real Estate	\$.....0	\$.....0
14.26 All Other	\$.....0	\$.....0
14.27 Total Investment in Parent, Subsidiaries and Affiliates (Subtotal Lines 14.21 to 14.26)	\$.....0	\$.....0
14.28 Total Investment in Parent included in Lines 14.21 to 14.26 above	\$.....0	\$.....0

15.1

Has the reporting entity entered into any hedging transactions reported on Schedule DB?

Yes [] No [X]

15.2

If yes, has a comprehensive description of the hedging program been made available to the domiciliary state? Yes [] No [] N/A []
If no, attach a description with this statement.
.....

16.

For the reporting entity's security lending program, state the amount of the following as of the current statement date:

16.1	Total fair value of reinvested collateral assets reported on Schedule DL, Parts 1 and 2.	\$.....	54,641
16.2	Total book/adjusted carrying value of reinvested collateral assets reported on Schedule DL, Parts 1 and 2	\$.....	54,641
16.3	Total payable for securities lending reported on the liability page.	\$.....	54,641
- 11.1

STATEMENT AS OF JUNE 30, 2024 OF THE HUMANA MEDICAL PLAN OF MICHIGAN INC.

GENERAL INTERROGATORIES

17. Excluding items in Schedule E - Part 3 - Special Deposits, real estate, mortgage loans and investments held physically in the reporting entity's offices, vaults or safety deposit boxes, were all stocks, bonds and other securities, owned throughout the current year held pursuant to a custodial agreement with a qualified bank or trust company in accordance with Section 1, III - General Examination Considerations, F. Outsourcing of Critical Functions, Custodial or Safekeeping Agreements of the NAIC Financial Condition Examiners Handbook? Yes [X] No []
- 17.1 For all agreements that comply with the requirements of the NAIC Financial Condition Examiners Handbook, complete the following:

1 Name of Custodian(s)	2 Custodian Address
JP Morgan Chase	4 Metro Tech Center, 6th Floor, Mail Code: NY1-C512, Brooklyn, NY 11245, Attn: Charline Ottley

- 17.2 For all agreements that do not comply with the requirements of the NAIC Financial Condition Examiners Handbook, provide the name, location and a complete explanation:

1 Name(s)	2 Location(s)	3 Complete Explanation(s)

- 17.3 Have there been any changes, including name changes, in the custodian(s) identified in 17.1 during the current quarter? Yes [] No [X]
- 17.4 If yes, give full information relating thereto:

1 Old Custodian	2 New Custodian	3 Date of Change	4 Reason

- 17.5 Investment management – Identify all investment advisors, investment managers, broker/dealers, including individuals that have the authority to make investment decisions on behalf of the reporting entity. For assets that are managed internally by employees of the reporting entity, note as such. ["...that have access to the investment accounts"; "...handle securities"]

1 Name of Firm or Individual	2 Affiliation
BLACKROCK FINANCIAL MANAGEMENT, INC	U.....
Humana Inc.	I.....

- 17.5097 For those firms/individuals listed in the table for Question 17.5, do any firms/individuals unaffiliated with the reporting entity (i.e. designated with a "U") manage more than 10% of the reporting entity's invested assets?..... Yes [X] No []
- 17.5098 For firms/individuals unaffiliated with the reporting entity (i.e. designated with a "U") listed in the table for Question 17.5, does the total assets under management aggregate to more than 50% of the reporting entity's invested assets?..... Yes [X] No []
- 17.6 For those firms or individuals listed in the table for 17.5 with an affiliation code of "A" (affiliated) or "U" (unaffiliated), provide the information for the table below.

1	2	3	4	5
Central Registration Depository Number	Name of Firm or Individual	Legal Entity Identifier (LEI)	Registered With	Investment Management Agreement (IMA) Filed
107105	BLACKROCK FINANCIAL MANAGEMENT, INC	549300LVXY1VJKE13M84	The SEC	DS.....

- 18.1 Have all the filing requirements of the Purposes and Procedures Manual of the NAIC Investment Analysis Office been followed? Yes [X] No []
- 18.2 If no, list exceptions:

19. By self-designating 5GI securities, the reporting entity is certifying the following elements for each self-designated 5GI security:
- a. Documentation necessary to permit a full credit analysis of the security does not exist or an NAIC CRP credit rating for an FE or PL security is not available.
 - b. Issuer or obligor is current on all contracted interest and principal payments.
 - c. The insurer has an actual expectation of ultimate payment of all contracted interest and principal.
- Has the reporting entity self-designated 5GI securities? Yes [] No [X]
20. By self-designating PLGI securities, the reporting entity is certifying the following elements of each self-designated PLGI security:
- a. The security was purchased prior to January 1, 2018.
 - b. The reporting entity is holding capital commensurate with the NAIC Designation reported for the security.
 - c. The NAIC Designation was derived from the credit rating assigned by an NAIC CRP in its legal capacity as a NRSRO which is shown on a current private letter rating held by the insurer and available for examination by state insurance regulators.
 - d. The reporting entity is not permitted to share this credit rating of the PL security with the SVO.
- Has the reporting entity self-designated PLGI securities? Yes [] No [X]
21. By assigning FE to a Schedule BA non-registered private fund, the reporting entity is certifying the following elements of each self-designated FE fund:
- a. The shares were purchased prior to January 1, 2019.
 - b. The reporting entity is holding capital commensurate with the NAIC Designation reported for the security.
 - c. The security had a public credit rating(s) with annual surveillance assigned by an NAIC CRP in its legal capacity as an NRSRO prior to January 1, 2019.
 - d. The fund only or predominantly holds bonds in its portfolio.
 - e. The current reported NAIC Designation was derived from the public credit rating(s) with annual surveillance assigned by an NAIC CRP in its legal capacity as an NRSRO.
 - f. The public credit rating(s) with annual surveillance assigned by an NAIC CRP has not lapsed.
- Has the reporting entity assigned FE to Schedule BA non-registered private funds that complied with the above criteria? Yes [] No [X]

GENERAL INTERROGATORIES

PART 2 - HEALTH

1. Operating Percentages:
- 1.1 A&H loss percent

89.7 %
- 1.2 A&H cost containment percent

7.6 %
- 1.3 A&H expense percent excluding cost containment expenses

6.8 %
- 2.1 Do you act as a custodian for health savings accounts?

Yes [] No [X]
- 2.2 If yes, please provide the amount of custodial funds held as of the reporting date

\$.0
- 2.3 Do you act as an administrator for health savings accounts?

Yes [] No [X]
- 2.4 If yes, please provide the balance of the funds administered as of the reporting date

\$.0
3. Is the reporting entity licensed or chartered, registered, qualified, eligible or writing business in at least two states?

Yes [X] No []
- 3.1 If no, does the reporting entity assume reinsurance business that covers risks residing in at least one state other than the state of domicile of the reporting entity?

Yes [] No []

STATEMENT AS OF JUNE 30, 2024 OF THE HUMANA MEDICAL PLAN OF MICHIGAN INC.

SCHEDULE S - CEDED REINSURANCE

Showing All New Reinsurance Treaties - Current Year to Date

1	2	3	4	5	6	7	8	9	10
NAIC Company Code	ID Number	Effective Date	Name of Reinsurer	Domiciliary Jurisdiction	Type of Reinsurance Ceded	Type of Business Ceded	Type of Reinsurer	Certified Reinsurer Rating (1 through 6)	Effective Date of Certified Reinsurer Rating
			NONE						

STATEMENT AS OF JUNE 30, 2024 OF THE HUMANA MEDICAL PLAN OF MICHIGAN INC.

SCHEDULE T - PREMIUMS AND OTHER CONSIDERATIONS

Current Year to Date - Allocated by States and Territories												
			1	Direct Business Only								
				2	3	4	5	6	7	8	9	10
States, etc.			Active Status (a)	Accident and Health Premiums	Medicare Title XVIII	Medicaid Title XIX	CHIP Title XXI	Federal Employees Health Benefits Program Premiums	Life and Annuity Premiums & Other Considerations	Property/Casualty Premiums	Total Columns 2 Through 8	Deposit-Type Contracts
1.	Alabama	AL	N	0	0	0	0	0	0	0	0	0
2.	Alaska	AK	N	0	0	0	0	0	0	0	0	0
3.	Arizona	AZ	N	0	0	0	0	0	0	0	0	0
4.	Arkansas	AR	N	0	0	0	0	0	0	0	0	0
5.	California	CA	N	0	0	0	0	0	0	0	0	0
6.	Colorado	CO	N	0	0	0	0	0	0	0	0	0
7.	Connecticut	CT	N	0	0	0	0	0	0	0	0	0
8.	Delaware	DE	N	0	0	0	0	0	0	0	0	0
9.	District of Columbia	DC	N	0	0	0	0	0	0	0	0	0
10.	Florida	FL	N	0	0	0	0	0	0	0	0	0
11.	Georgia	GA	N	0	0	0	0	0	0	0	0	0
12.	Hawaii	HI	N	0	0	0	0	0	0	0	0	0
13.	Idaho	ID	N	0	0	0	0	0	0	0	0	0
14.	Illinois	IL	N	0	0	0	0	0	0	0	0	0
15.	Indiana	IN	N	0	0	0	0	0	0	0	0	0
16.	Iowa	IA	N	0	0	0	0	0	0	0	0	0
17.	Kansas	KS	N	0	0	0	0	0	0	0	0	0
18.	Kentucky	KY	N	0	0	0	0	0	0	0	0	0
19.	Louisiana	LA	N	0	0	0	0	0	0	0	0	0
20.	Maine	ME	N	0	0	0	0	0	0	0	0	0
21.	Maryland	MD	N	0	0	0	0	0	0	0	0	0
22.	Massachusetts	MA	N	0	0	0	0	0	0	0	0	0
23.	Michigan	MI	L	143,806	376,519,242	0	0	0	0	0	376,663,048	0
24.	Minnesota	MN	N	0	0	0	0	0	0	0	0	0
25.	Mississippi	MS	N	0	0	0	0	0	0	0	0	0
26.	Missouri	MO	N	0	0	0	0	0	0	0	0	0
27.	Montana	MT	N	0	0	0	0	0	0	0	0	0
28.	Nebraska	NE	N	0	0	0	0	0	0	0	0	0
29.	Nevada	NV	N	0	0	0	0	0	0	0	0	0
30.	New Hampshire	NH	N	0	0	0	0	0	0	0	0	0
31.	New Jersey	NJ	N	0	0	0	0	0	0	0	0	0
32.	New Mexico	NM	N	0	0	0	0	0	0	0	0	0
33.	New York	NY	N	0	0	0	0	0	0	0	0	0
34.	North Carolina	NC	N	0	0	0	0	0	0	0	0	0
35.	North Dakota	ND	N	0	0	0	0	0	0	0	0	0
36.	Ohio	OH	L	0	0	0	0	0	0	0	0	0
37.	Oklahoma	OK	N	0	0	0	0	0	0	0	0	0
38.	Oregon	OR	N	0	0	0	0	0	0	0	0	0
39.	Pennsylvania	PA	N	0	0	0	0	0	0	0	0	0
40.	Rhode Island	RI	N	0	0	0	0	0	0	0	0	0
41.	South Carolina	SC	N	0	0	0	0	0	0	0	0	0
42.	South Dakota	SD	N	0	0	0	0	0	0	0	0	0
43.	Tennessee	TN	N	0	0	0	0	0	0	0	0	0
44.	Texas	TX	N	0	0	0	0	0	0	0	0	0
45.	Utah	UT	N	0	0	0	0	0	0	0	0	0
46.	Vermont	VT	N	0	0	0	0	0	0	0	0	0
47.	Virginia	VA	N	0	0	0	0	0	0	0	0	0
48.	Washington	WA	N	0	0	0	0	0	0	0	0	0
49.	West Virginia	WV	N	0	0	0	0	0	0	0	0	0
50.	Wisconsin	WI	N	0	0	0	0	0	0	0	0	0
51.	Wyoming	WY	N	0	0	0	0	0	0	0	0	0
52.	American Samoa	AS	N	0	0	0	0	0	0	0	0	0
53.	Guam	GU	N	0	0	0	0	0	0	0	0	0
54.	Puerto Rico	PR	N	0	0	0	0	0	0	0	0	0
55.	U.S. Virgin Islands ..	VI	N	0	0	0	0	0	0	0	0	0
56.	Northern Mariana Islands	MP	N	0	0	0	0	0	0	0	0	0
57.	Canada	CAN	N	0	0	0	0	0	0	0	0	0
58.	Aggregate Other Aliens	OT	XXX	0	0	0	0	0	0	0	0	0
59.	Subtotal	XXX		143,806	376,519,242	0	0	0	0	0	376,663,048	0
60.	Reporting Entity Contributions for Employee Benefit Plans	XXX		0	0	0	0	0	0	0	0	0
61.	Totals (Direct Business)	XXX		143,806	376,519,242	0	0	0	0	0	376,663,048	0
DETAILS OF WRITE-INS												
58001.	XXX		0	0	0	0	0	0	0	0	0
58002.	XXX										
58003.	XXX										
58998.	Summary of remaining write-ins for Line 58 from overflow page	XXX		0	0	0	0	0	0	0	0	0
58999.	Totals (Lines 58001 through 58003 plus 58998)(Line 58 above)	XXX		0	0	0	0	0	0	0	0	0

(a) Active Status Counts:

1. L - Licensed or Chartered - Licensed insurance carrier or domiciled RRG..... 2

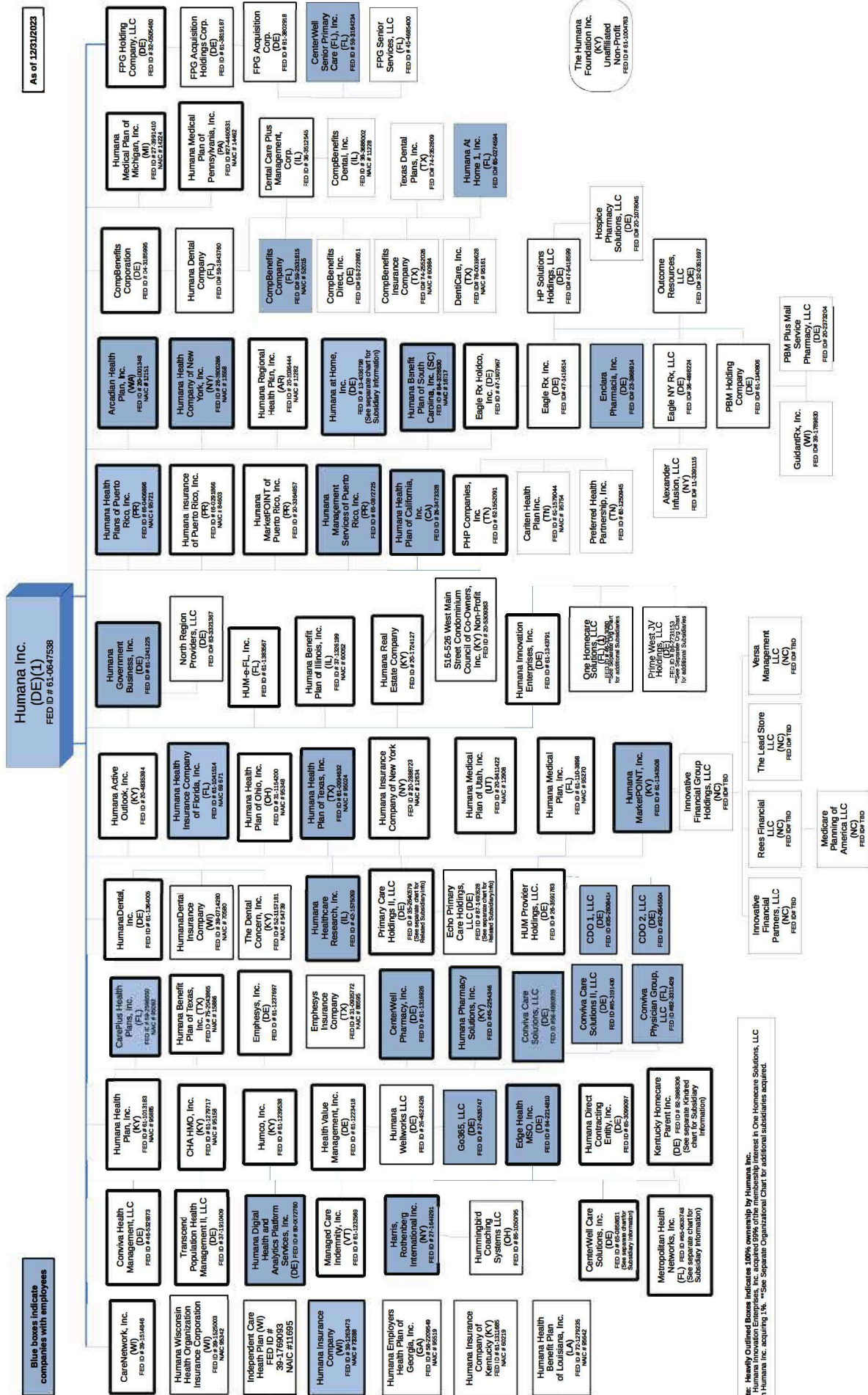
2. R - Registered - Non-domiciled RRGs..... 0

3. E - Eligible - Reporting entities eligible or approved to write surplus lines in the state. 0

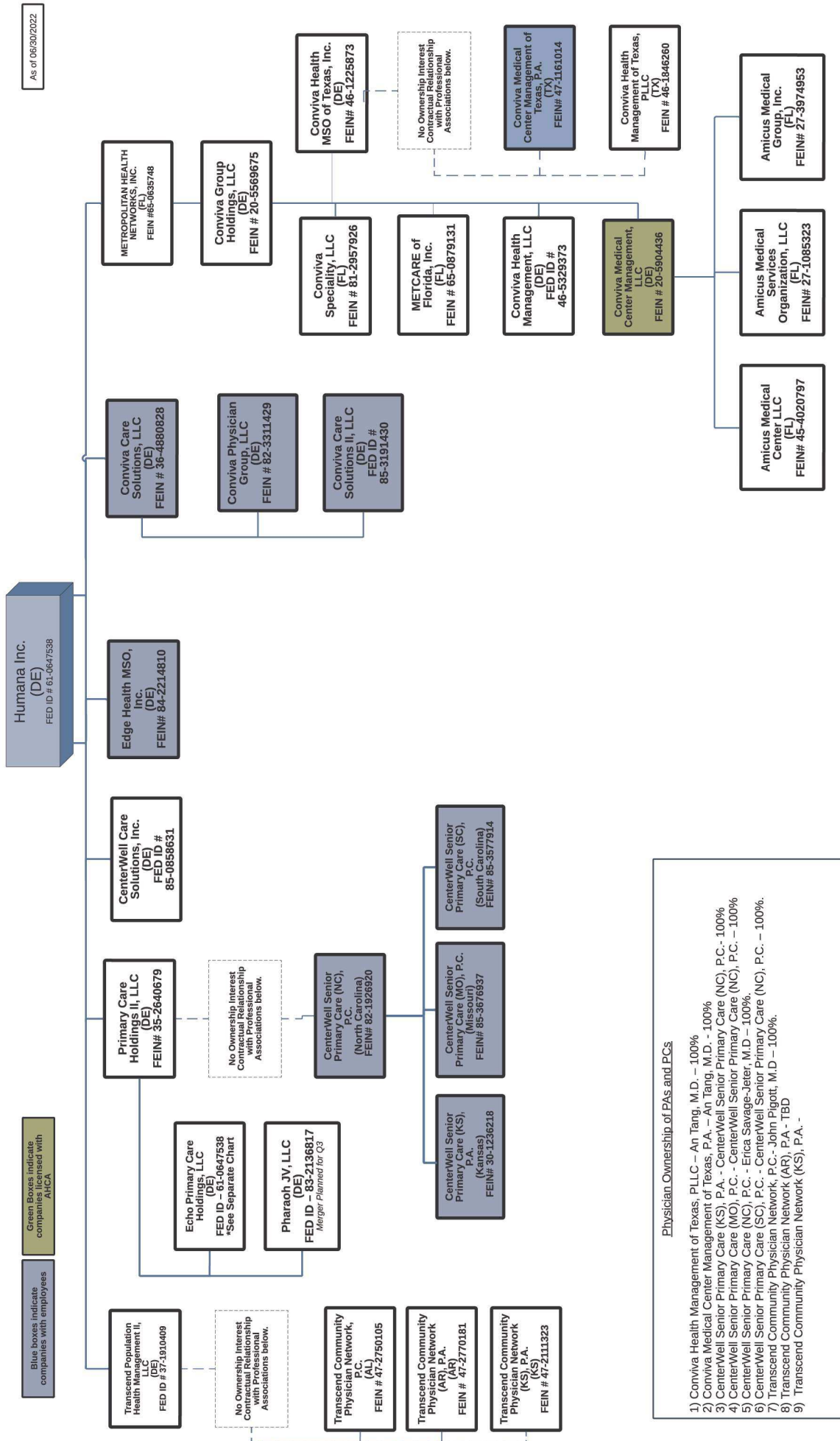
4. Q - Qualified - Qualified or accredited reinsurer..... 0

5. N - None of the above - Not allowed to write business in the state..... 55

STATEMENT AS OF JUNE 30, 2024 OF THE HUMANA MEDICAL PLAN OF MICHIGAN INC.

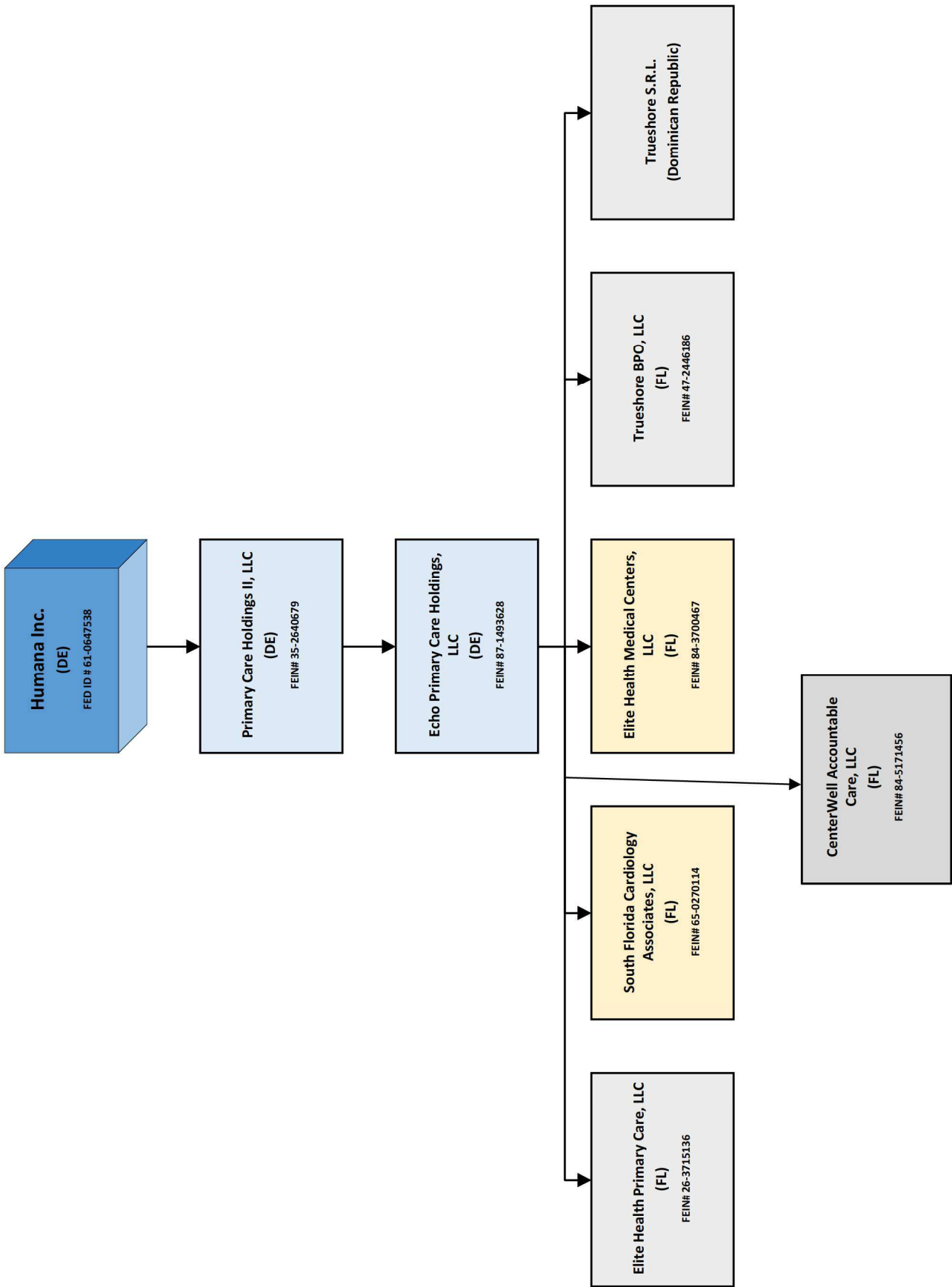


Note: Heavily Outlined Boxes Indicates 100% ownership by Humana Inc.



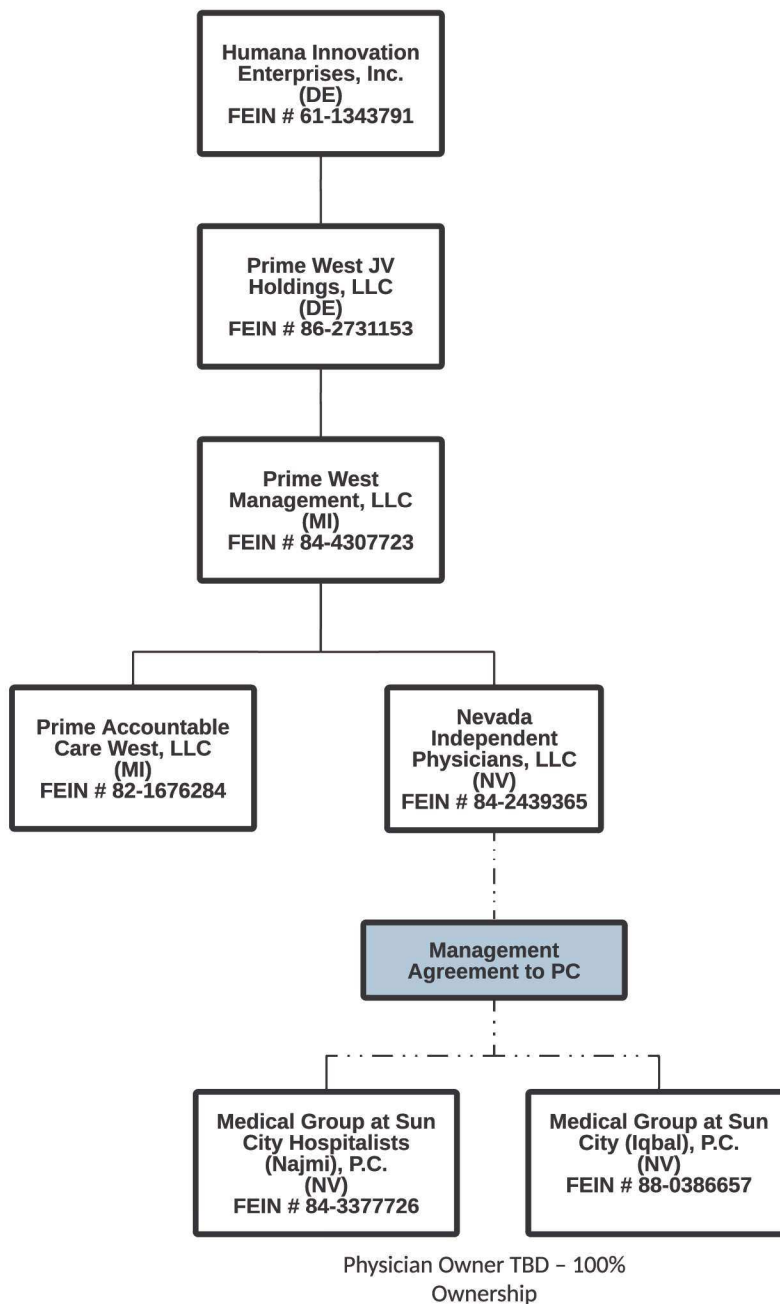
Echo Primary Care Holdings Organization Chart

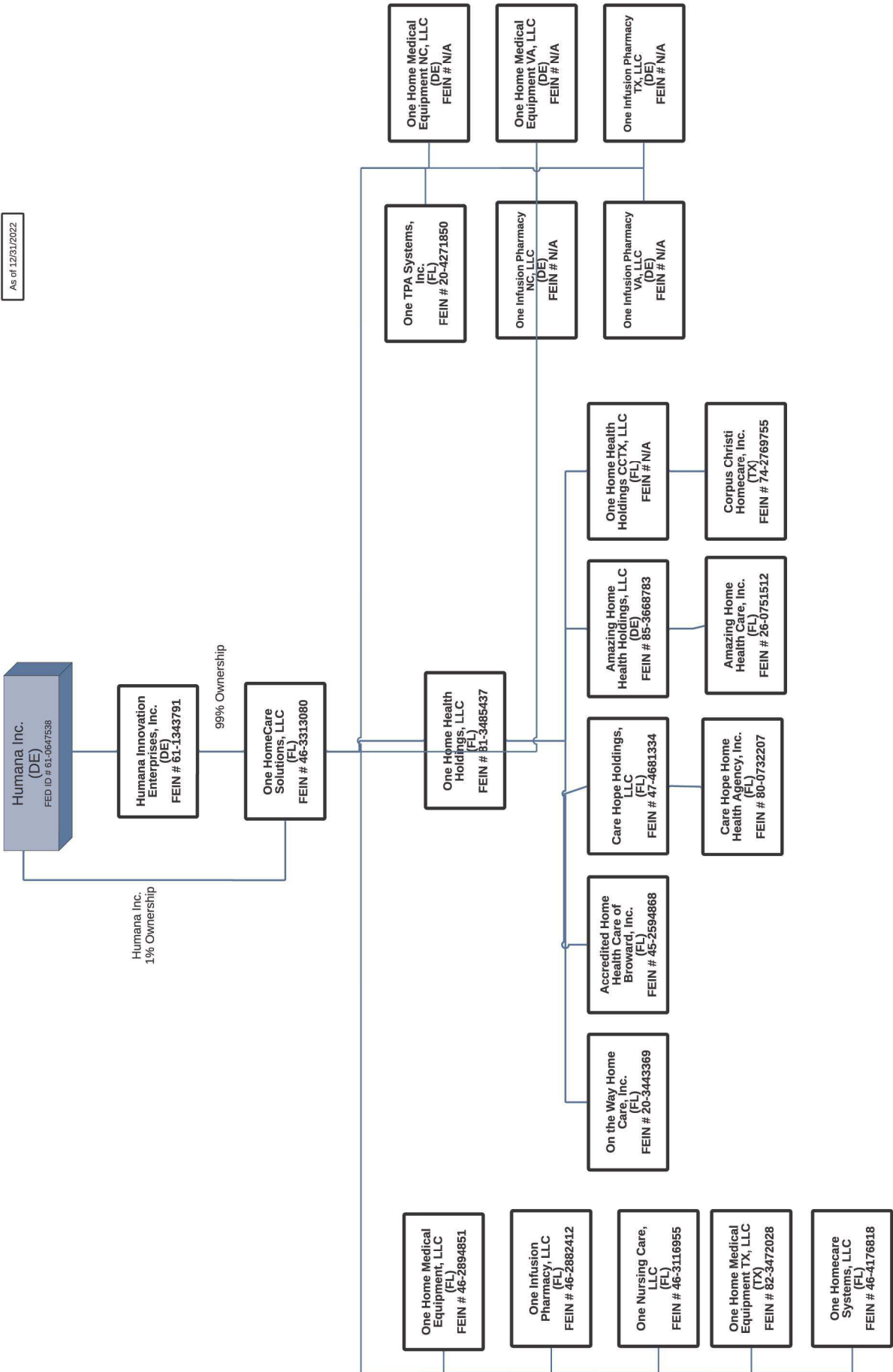
STATEMENT AS OF JUNE 30, 2024 OF THE HUMANA MEDICAL PLAN OF MICHIGAN INC.

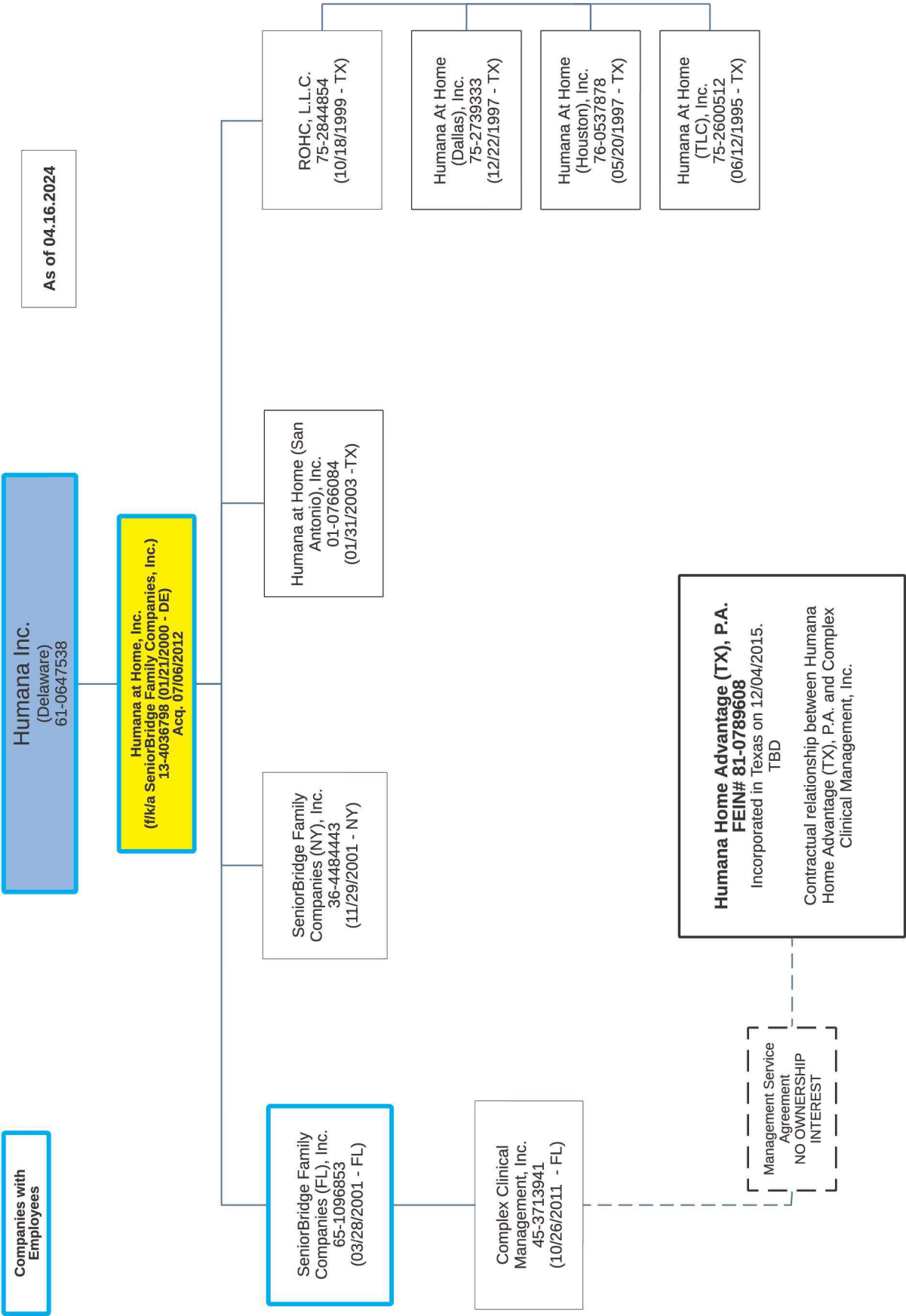


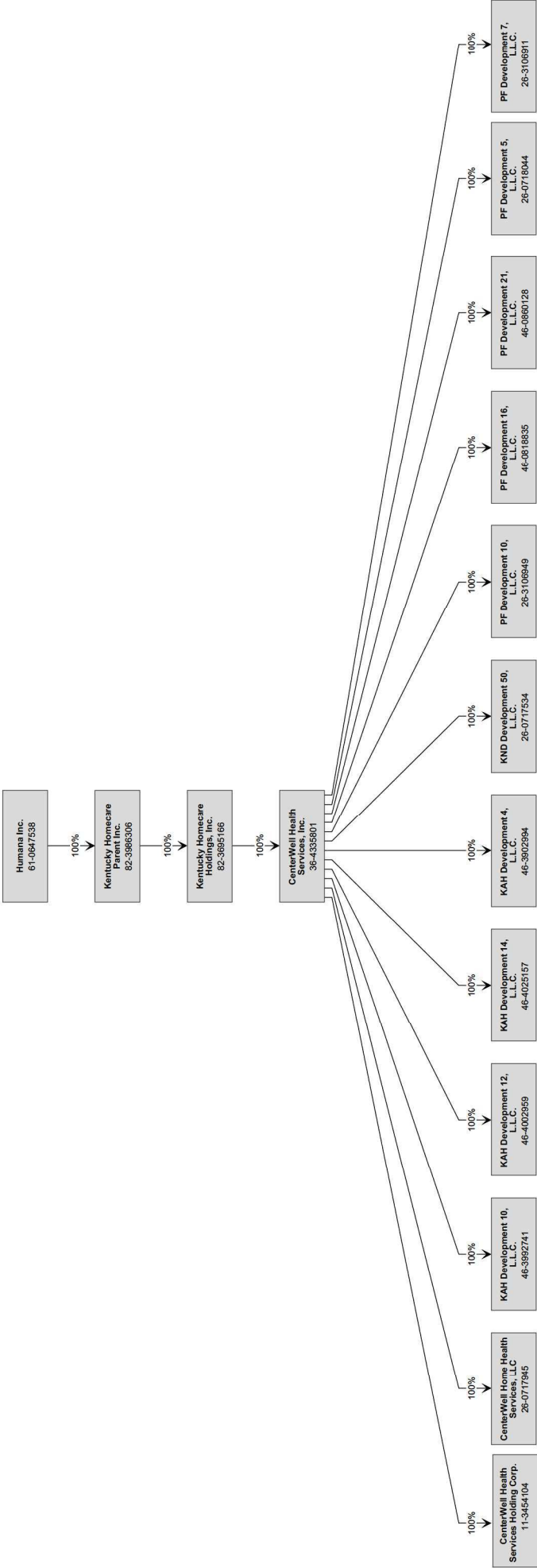
Prime West Organizational Chart

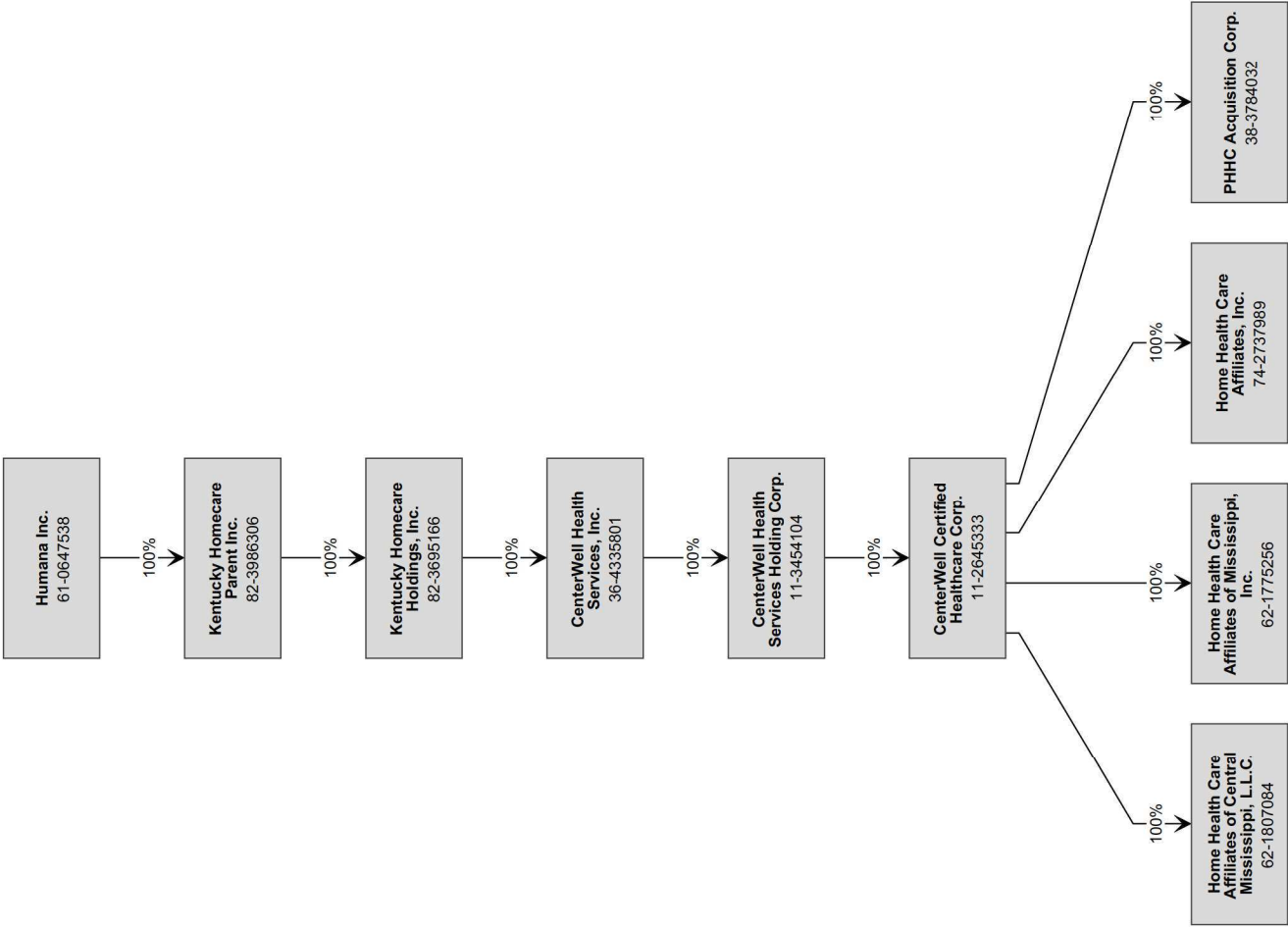
As of 06/30/2022

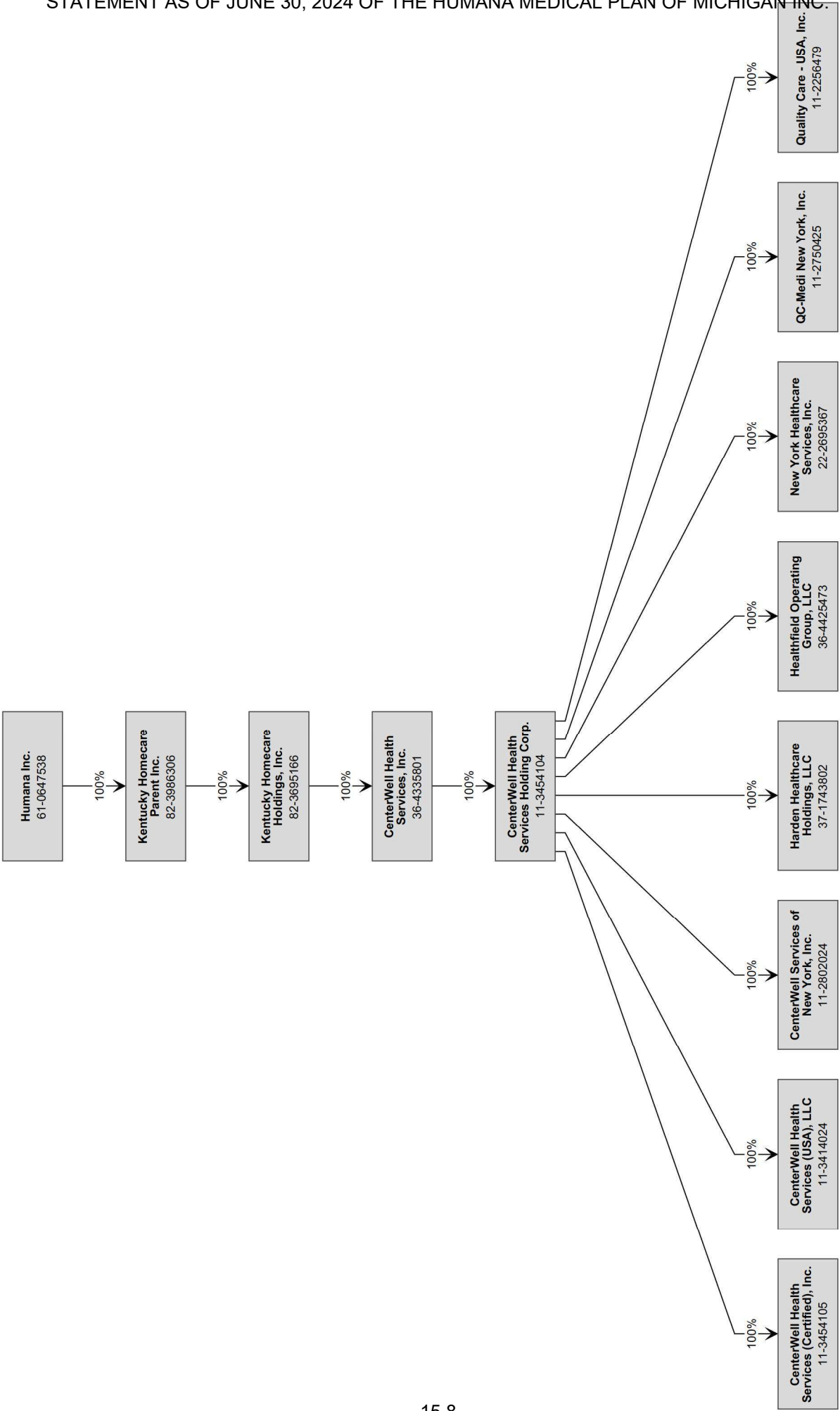


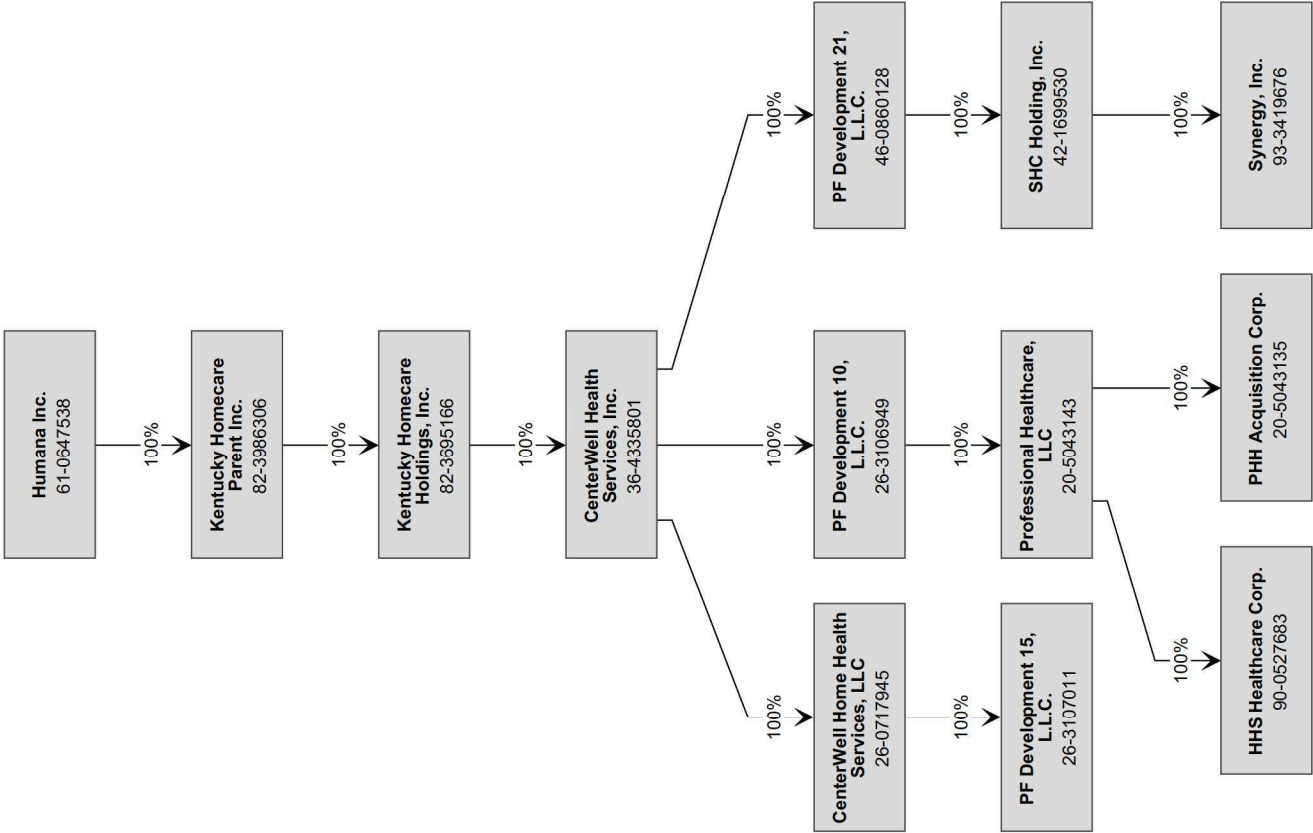


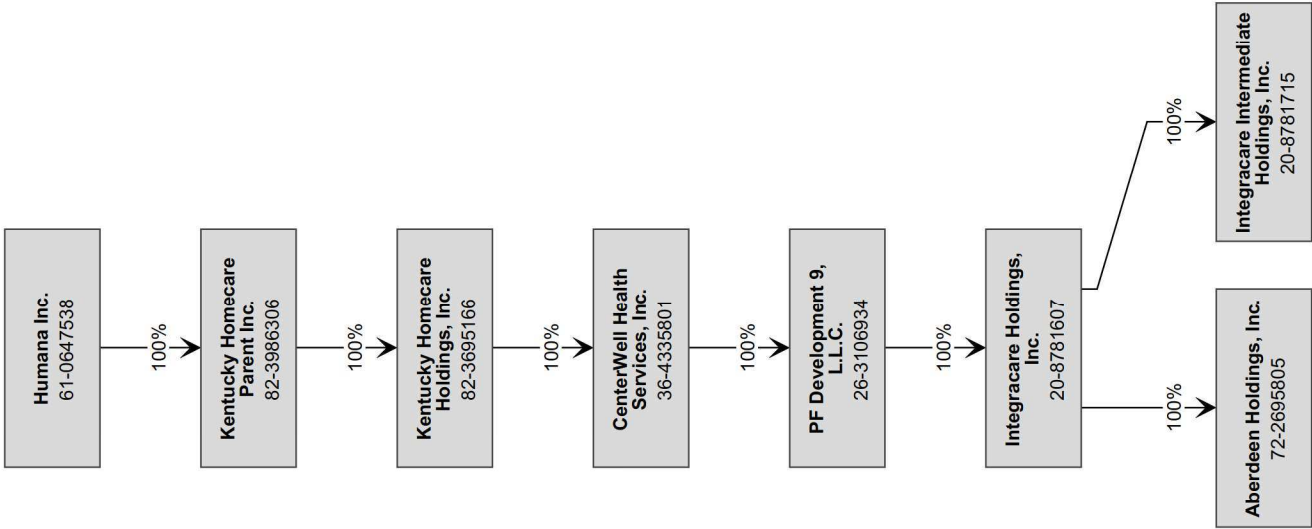


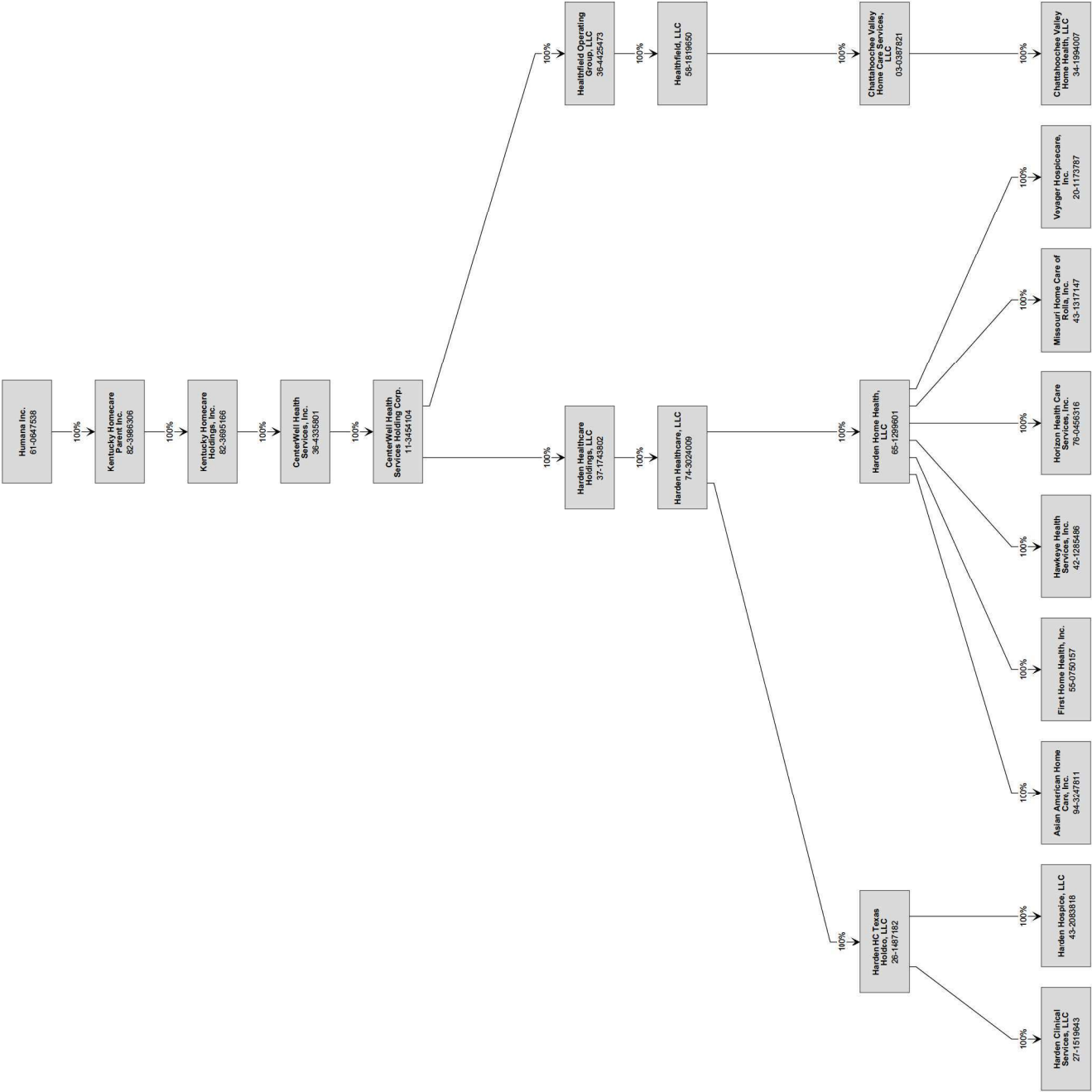




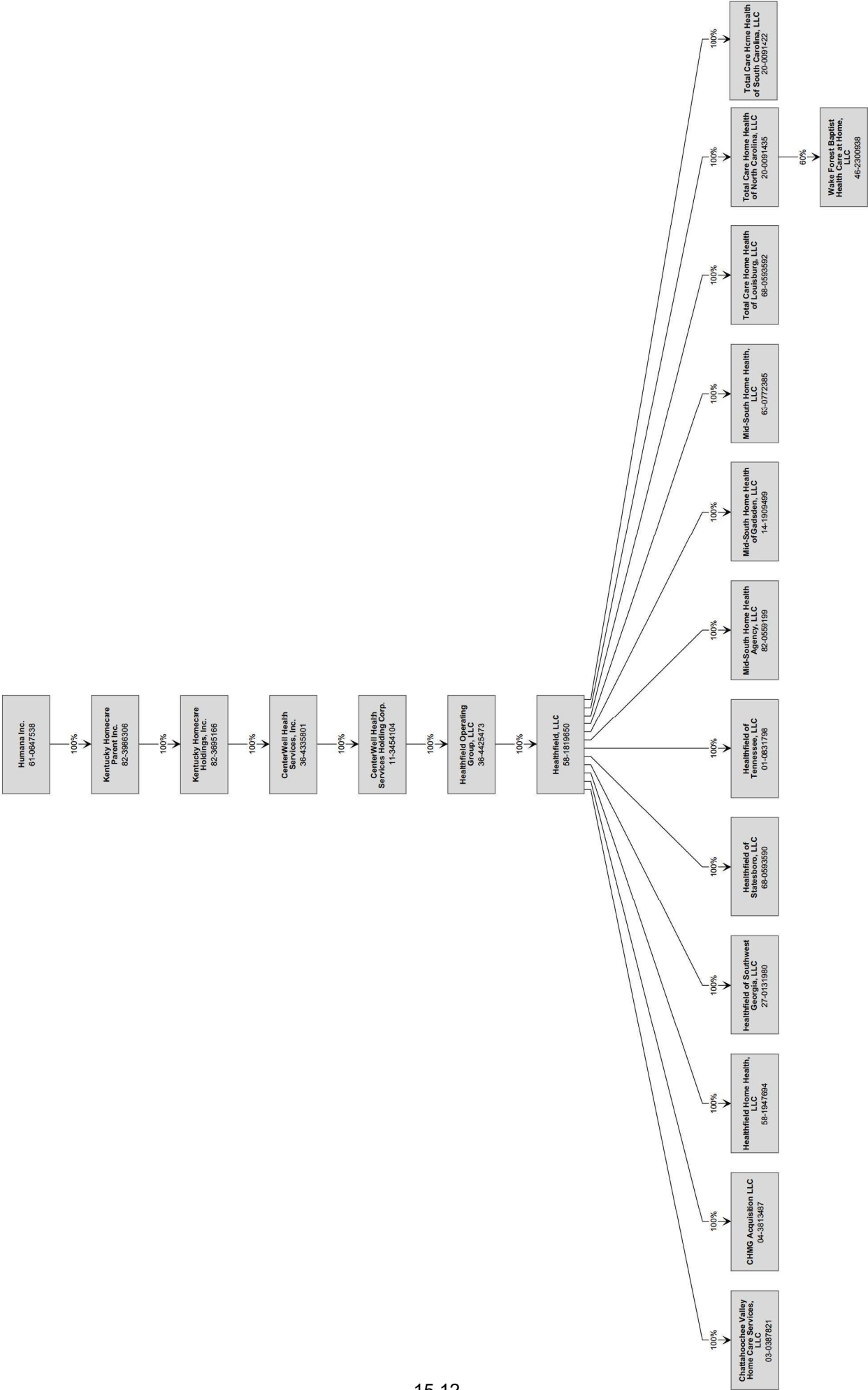


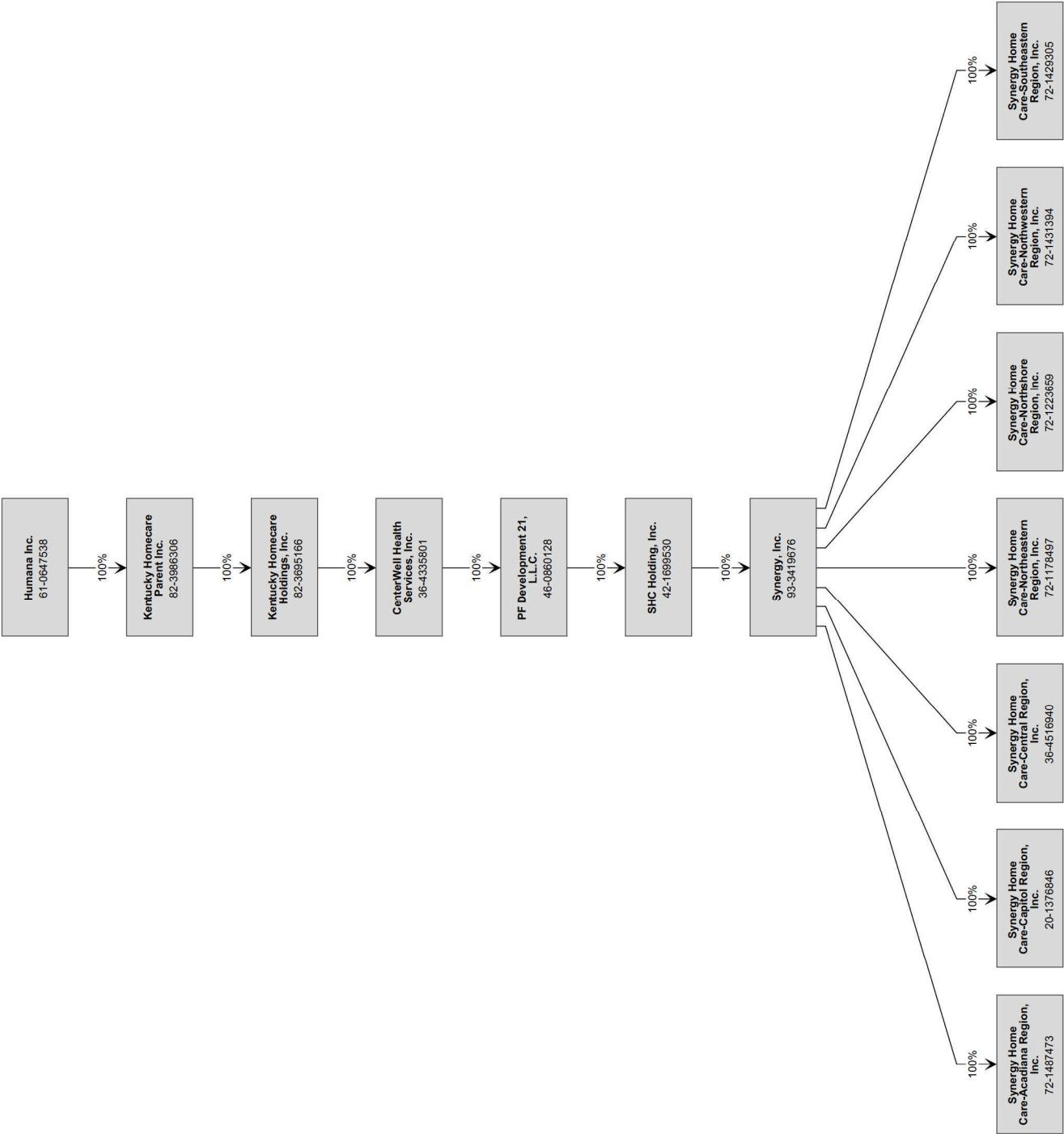


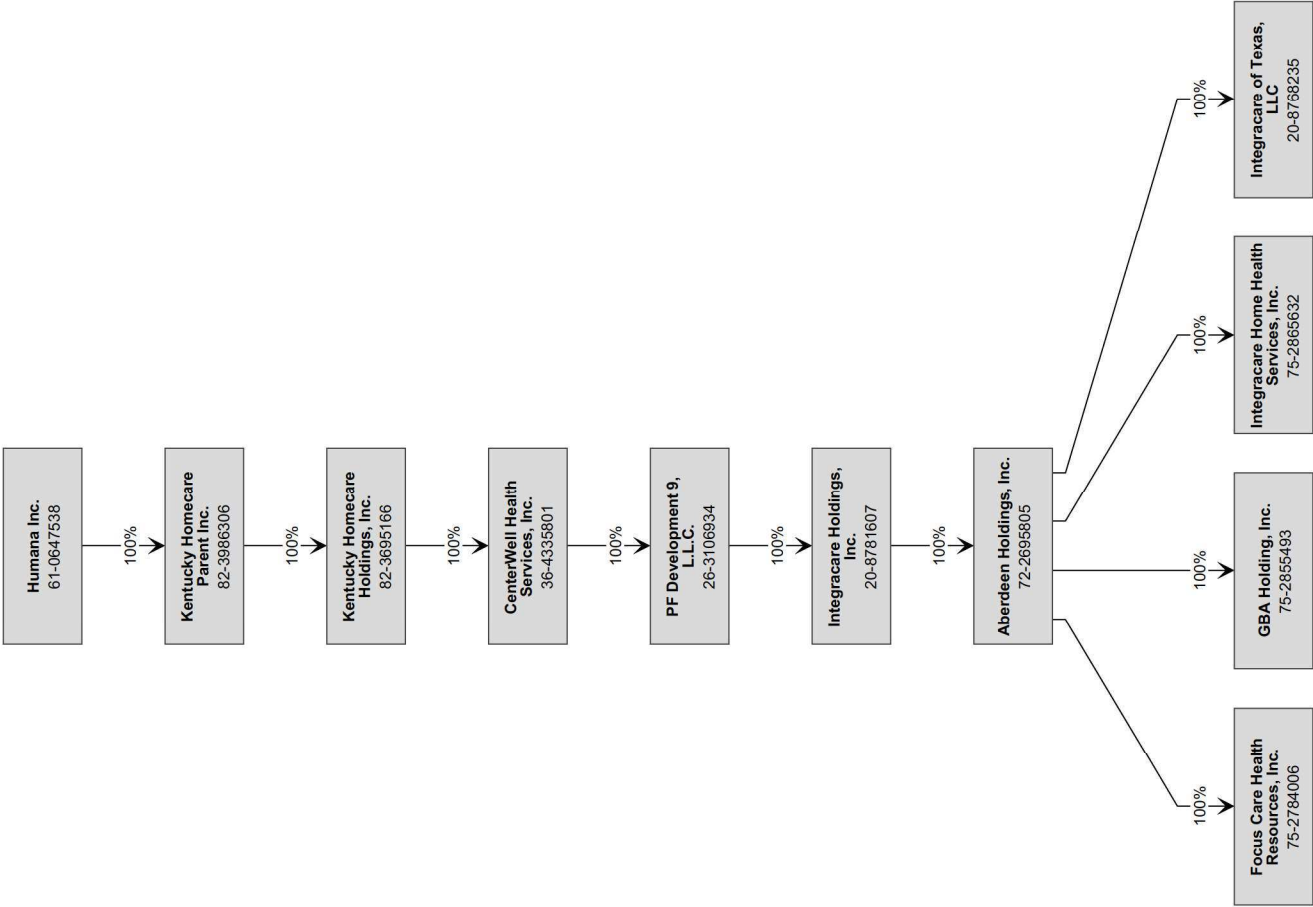


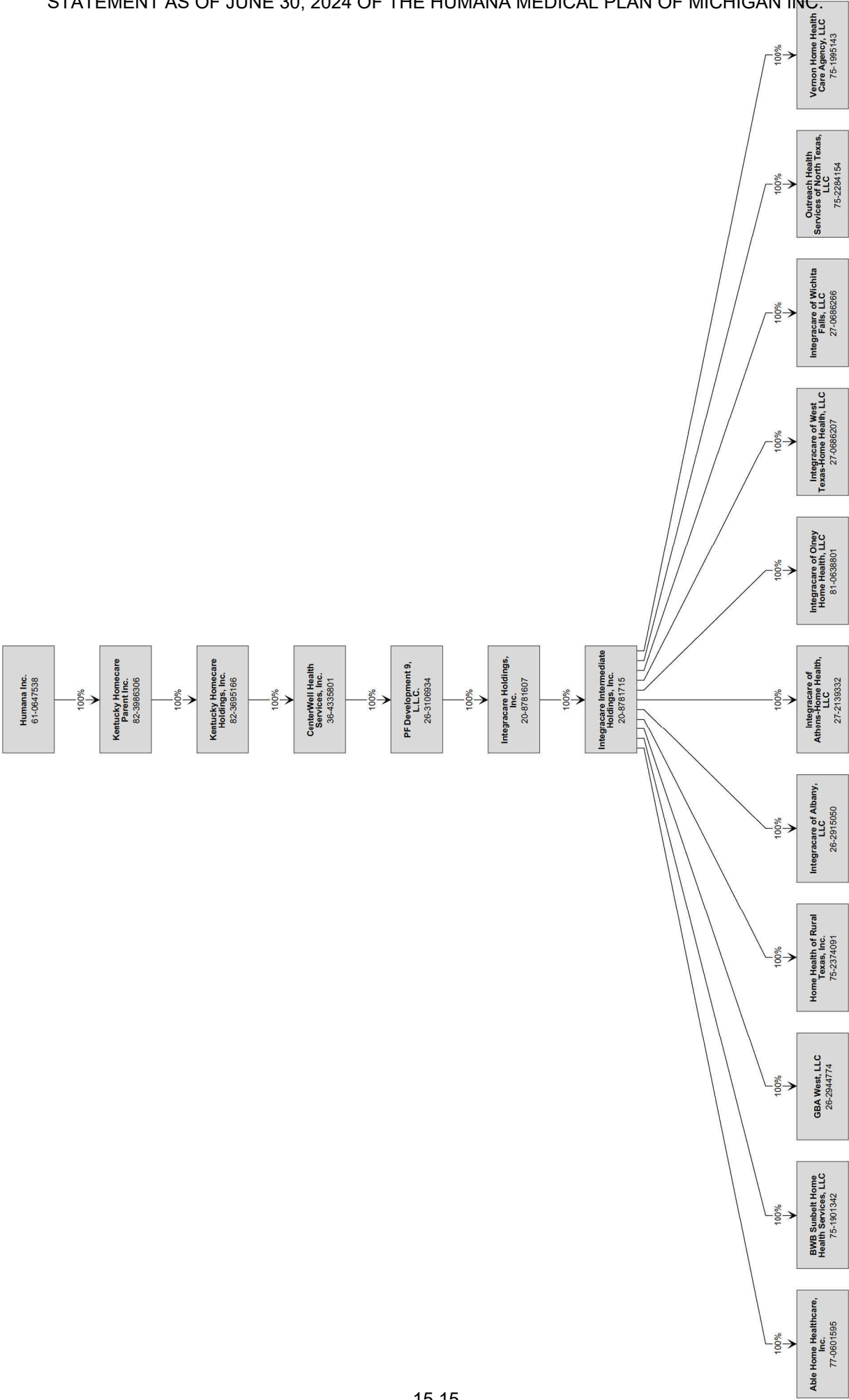


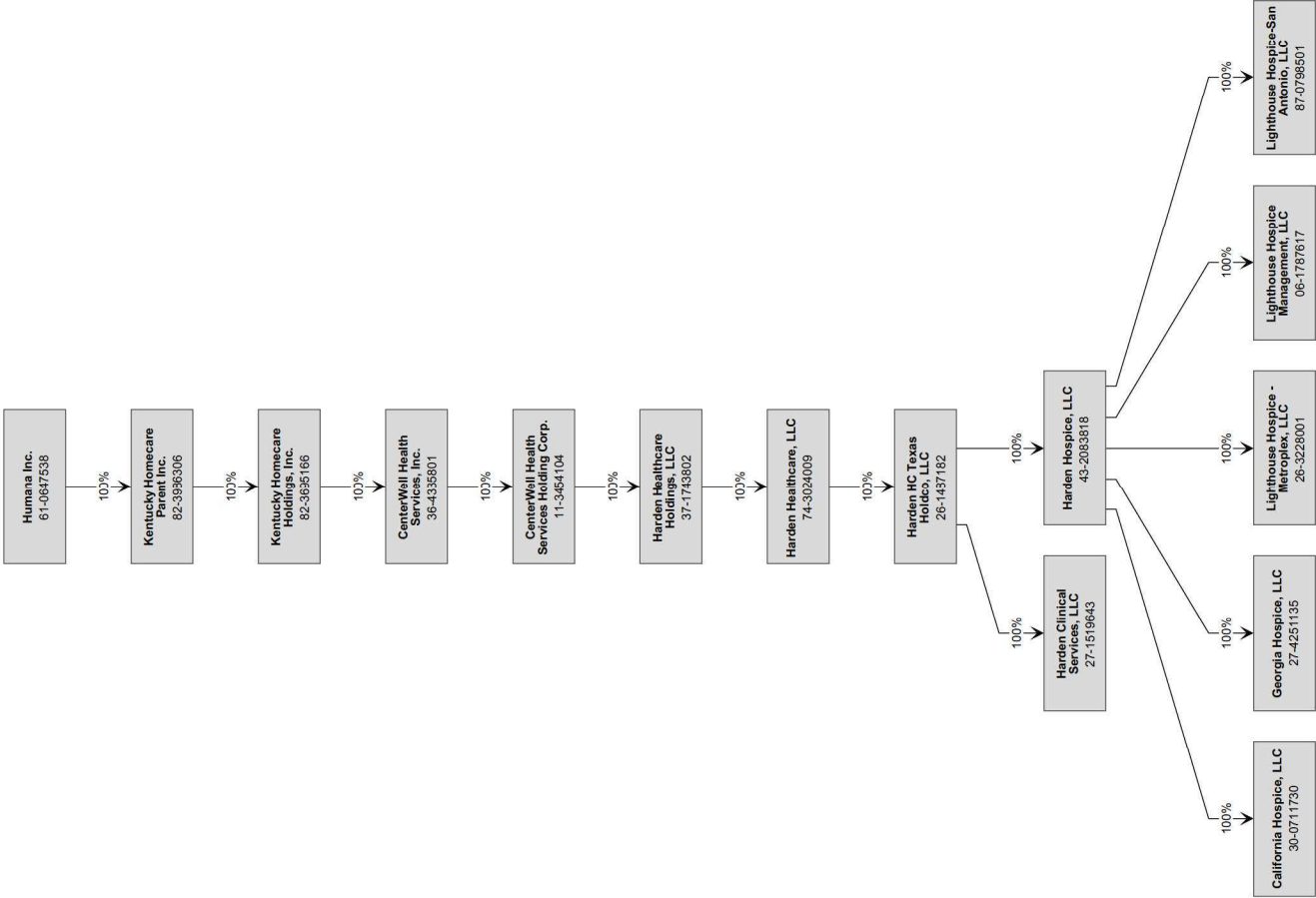
06/30/2024

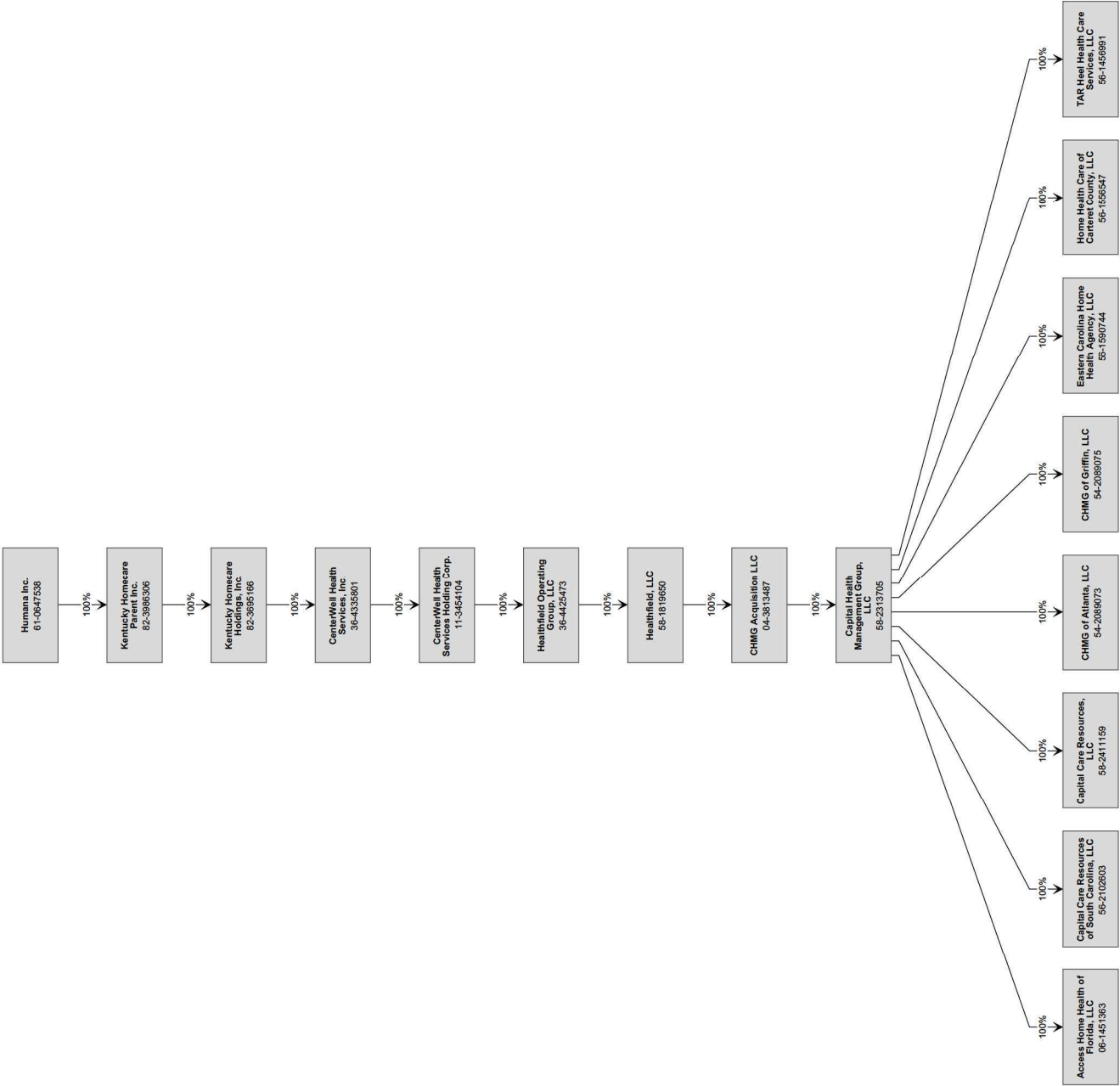


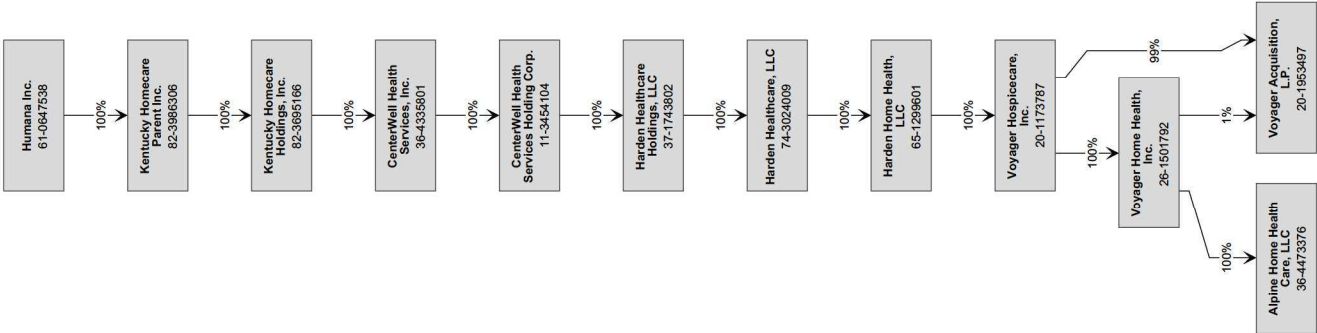


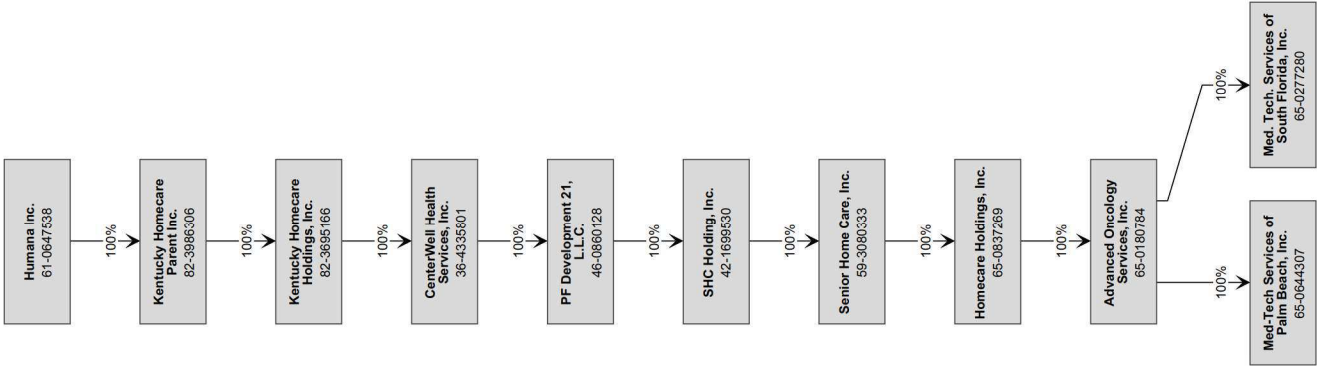












STATEMENT AS OF JUNE 30, 2024 OF THE HUMANA MEDICAL PLAN OF MICHIGAN INC.

SCHEDULE Y
PART 1A - DETAIL OF INSURANCE HOLDING COMPANY SYSTEM

1	2	3	4	5	6	7	8	9	10	11	12	13	14	15	16
Group Code	Group Name	NAIC Company Code	ID Number	Federal RSSD	CIK	Name of Securities Exchange if Publicly Traded (U.S. or International)	Names of Parent, Subsidiaries Or Affiliates	Domi-ciliary Location	Relation-ship to Reporting Entity	Directly Controlled by (Name of Entity/Person)	Type of Control (Ownership, Board, Management, Attorney-in-Fact, Influence, Other)	If Control is Owner-ship Provide Percen-tage	Ultimate Controlling Entity(ies)/Person(s)	Is an SCA Filing Re-quired? (Yes/No)	*
. 0119	Humana Inc.	00000	20-5309363				516-526 West Main Street Condominium Council of Co-Owners, Inc.	.. KY NIA	Humana Real Estate Company	Ownership	100.000	Humana Inc.	... NO	... 0
. 0119	Humana Inc.	12151	20-1001348				Arcadian Health Plan, Inc.	.. WA IA	Humana Inc.	Ownership	100.000	Humana Inc.	... NO	... 0
. 0119	Humana Inc.	00000	39-1514846				CareNetwork, Inc.	.. WI NIA	Humana Inc.	Ownership	100.000	Humana Inc.	... NO	... 0
. 0119	Humana Inc.	95092	59-2598550				CarePlus Health Plans, Inc.	.. FL IA	Humana Inc.	Ownership	100.000	Humana Inc.	... NO	... 0
. 0119	Humana Inc.	95754	62-1579044				Cariten Health Plan Inc.	.. TN IA	PHP Companies, Inc.	Ownership	100.000	Humana Inc.	... NO	... 0
. 0119	Humana Inc.	00000	35-2608414				CCO 1, LLC	.. DE NIA	HUM Provider Holdings, LLC	Ownership	100.000	Humana Inc.	... NO	... 0
. 0119	Humana Inc.	00000	32-0545504				CCO 2, LLC	.. DE NIA	HUM Provider Holdings, LLC	Ownership	100.000	Humana Inc.	... NO	... 0
. 0119	Humana Inc.	95158	61-1279717				CHA HMO, Inc.	.. KY IA	Humana Inc.	Ownership	100.000	Humana Inc.	... NO	... 0
. 0119	Humana Inc.	52015	59-2531815				CompBenefits Company	.. FL IA	Humana Dental Company	Ownership	100.000	Humana Inc.	... NO	... 0
. 0119	Humana Inc.	00000	04-3185995				CompBenefits Corporation	.. DE NIA	Humana Inc.	Ownership	100.000	Humana Inc.	... NO	... 0
. 0119	Humana Inc.	11228	36-3686002				CompBenefits Dental, Inc.	.. IL IA	Dental Care Plus Management, Corp.	Ownership	100.000	Humana Inc.	... NO	... 0
. 0119	Humana Inc.	00000	58-2228851				CompBenefits Direct, Inc.	.. DE NIA	Humana Dental Company	Ownership	100.000	Humana Inc.	... NO	... 0
. 0119	Humana Inc.	60984	74-2552026				CompBenefits Insurance Company	.. TX IA	Humana Dental Company	Ownership	100.000	Humana Inc.	... NO	... 0
. 0119	Humana Inc.	00000	45-3713941				Complex Clinical Management, Inc.	.. FL NIA	SeniorBridge Family Companies (FL), Inc.	Ownership	100.000	Humana Inc.	... NO	... 0
. 0119	Humana Inc.	00000	42-1575099				Humana Healthcare Research, Inc.	.. IL NIA	Humana Inc.	Ownership	100.000	Humana Inc.	... NO	... 0
. 0119	Humana Inc.	00000	36-4880828				Conviva Care Solutions, LLC	.. DE NIA	Humana Inc.	Ownership	100.000	Humana Inc.	... NO	... 0
. 0119	Humana Inc.	15886	75-2043865				Humana Benefit Plan of Texas, Inc.	.. TX IA	Humana Inc.	Ownership	100.000	Humana Inc.	... NO	... 0
. 0119	Humana Inc.	00000	36-3512545				Dental Care Plus Management, Corp.	.. IL NIA	Humana Dental Company	Ownership	100.000	Humana Inc.	... NO	... 0
. 0119	Humana Inc.	95161	76-0039628				DentiCare, Inc.	.. TX IA	Humana Dental Company	Ownership	100.000	Humana Inc.	... NO	... 0
. 0119	Humana Inc.	88595	31-0935772				Emphesys Insurance Company	.. TX IA	Emphesys, Inc.	Ownership	100.000	Humana Inc.	... NO	... 0
. 0119	Humana Inc.	00000	61-1237697				Emphesys, Inc.	.. DE NIA	Humana Inc.	Ownership	100.000	Humana Inc.	... NO	... 0
. 0119	Humana Inc.	00000	59-3164234				CenterWell Senior Primary Care (FL), Inc.	.. FL NIA	FPG Acquisition Corp.	Ownership	100.000	Humana Inc.	... NO	... 0
. 0119	Humana Inc.	00000	81-3802918				FPG Acquisition Corp.	.. DE NIA	FPG Acquisition Holdings Corp.	Ownership	100.000	Humana Inc.	... NO	... 0
. 0119	Humana Inc.	00000	81-3819187				FPG Acquisition Holdings Corp.	.. DE NIA	FPG Holding Company, LLC	Ownership	100.000	Humana Inc.	... NO	... 0
. 0119	Humana Inc.	00000	32-0505460				FPG Holding Company, LLC	.. DE NIA	Humana Inc.	Ownership	100.000	Humana Inc.	... NO	... 0
. 0119	Humana Inc.	00000	45-4685400				FPG Senior Services, LLC	.. FL NIA	FPG Acquisition Corp.	Ownership	100.000	Humana Inc.	... NO	... 0
. 0119	Humana Inc.	00000	27-1649291				Harris, Rothenberg International Inc.	.. NY NIA	Humana Inc.	Ownership	100.000	Humana Inc.	... NO	... 0
. 0119	Humana Inc.	00000	61-1223418				Health Value Management, Inc.	.. DE NIA	Humana Inc.	Ownership	100.000	Humana Inc.	... NO	... 0
. 0119	Humana Inc.	00000	26-3592783				HUM Provider Holdings, LLC	.. DE NIA	Humana Inc.	Ownership	100.000	Humana Inc.	... NO	... 0
. 0119	Humana Inc.	00000	20-4835394				Humana Active Outlook, Inc.	.. KY NIA	Humana Inc.	Ownership	100.000	Humana Inc.	... NO	... 0
. 0119	Humana Inc.	00000	75-2739333				Humana At Home (Dallas), Inc.	.. TX NIA	ROHC, L.L.C.	Ownership	100.000	Humana Inc.	... NO	... 0
. 0119	Humana Inc.	00000	76-0537878				Humana At Home (Houston), Inc.	.. TX NIA	ROHC, L.L.C.	Ownership	100.000	Humana Inc.	... NO	... 0
. 0119	Humana Inc.	00000	65-0274594				Humana At Home 1, Inc.	.. FL NIA	Humana Dental Company	Ownership	100.000	Humana Inc.	... NO	... 0
. 0119	Humana Inc.	00000	13-4036798				Humana at Home, Inc.	.. DE NIA	Humana Inc.	Ownership	100.000	Humana Inc.	... NO	... 0
. 0119	Humana Inc.	60052	37-1326199				Humana Benefit Plan of Illinois, Inc.	.. IL IA	Humana Inc.	Ownership	100.000	Humana Inc.	... NO	... 0
. 0119	Humana Inc.	00000	59-1843760				Humana Dental Company	.. FL NIA	CompBenefits Corporation	Ownership	100.000	Humana Inc.	... NO	... 0
							Humana Employers Health Plan of Georgia, Inc.								
. 0119	Humana Inc.	95519	58-2209549					.. GA IA	Humana Insurance Company	Ownership	100.000	Humana Inc.	... NO	... 0
. 0119	Humana Inc.	00000	61-1241225				Humana Government Business, Inc.	.. DE NIA	Humana Inc.	Ownership	100.000	Humana Inc.	... NO	... 0
							Humana Health Benefit Plan of Louisiana, Inc.								
. 0119	Humana Inc.	95642	72-1279235					.. LA IA	Humana Insurance Company	Ownership	100.000	Humana Inc.	... NO	... 0
. 0119	Humana Inc.	13558	26-2800286				Humana Health Company of New York, Inc.	.. NY IA	Humana Inc.	Ownership	100.000	Humana Inc.	... NO	... 0
							Humana Health Insurance Company of Florida, Inc.								
. 0119	Humana Inc.	69671	61-1041514					.. FL IA	Humana Inc.	Ownership	100.000	Humana Inc.	... NO	... 0
. 0119	Humana Inc.	00000	26-3473328				Humana Health Plan of California, Inc.	.. CA IA	Humana Inc.	Ownership	100.000	Humana Inc.	... NO	... 0
. 0119	Humana Inc.	95348	31-1154200				Humana Health Plan of Ohio, Inc.	.. OH IA	Humana Inc.	Ownership	100.000	Humana Inc.	... NO	... 0
. 0119	Humana Inc.	95024	61-0994632				Humana Health Plan of Texas, Inc.	.. TX IA	Humana Inc.	Ownership	100.000	Humana Inc.	... NO	... 0
. 0119	Humana Inc.	95885	61-1013183				Humana Health Plan, Inc.	.. KY IA	Humana Inc.	Ownership	100.000	Humana Inc.	... NO	... 0

STATEMENT AS OF JUNE 30, 2024 OF THE HUMANA MEDICAL PLAN OF MICHIGAN INC.

SCHEDULE Y
PART 1A - DETAIL OF INSURANCE HOLDING COMPANY SYSTEM

1	2	3	4	5	6	7	8	9	10	11	12	13	14	15	16
Group Code	Group Name	NAIC Company Code	ID Number	Federal RSSD	CIK	Name of Securities Exchange if Publicly Traded (U.S. or International)	Names of Parent, Subsidiaries Or Affiliates	Domi-ciliary Location	Relation-ship to Reporting Entity	Directly Controlled by (Name of Entity/Person)	Type of Control (Ownership, Board, Management, Attorney-in-Fact, Influence, Other)	If Control is Ownership Provide Per-centage	Ultimate Controlling Entity(ies)/Person(s)	Is an SCA Filing Re-quired? (Yes/No)	*
. 0119 ...	Humana Inc.	95721	66-0406896	Humana Health Plans of Puerto Rico, Inc. PR.....	.. IA.....	Humana Inc.	Ownership.....	100.000 ...	Humana Inc. NO.....	... 0
. 0119 ...	Humana Inc.	00000	61-0647538	0000049071 ..	NYSE	Humana Inc. DE.....	.. UDP.....	See Footnote 1	Other.....	0.000 ...	See Footnote 1 NO.....	... 2
. 0119 ...	Humana Inc.	00000	61-1343791	Humana Innovation Enterprises, Inc. DE.....	.. NIA.....	Humana Inc.	Ownership.....	100.000 ...	Humana Inc. NO.....	... 0
. 0119 ...	Humana Inc.	73288	39-1263473	Humana Insurance Company WI.....	.. IA.....	CareNetwork, Inc.	Ownership.....	100.000 ...	Humana Inc. NO.....	... 0
. 0119 ...	Humana Inc.	60219	61-1311685	Humana Insurance Company of Kentucky KY.....	.. IA.....	Humana Insurance Company	Ownership.....	100.000 ...	Humana Inc. NO.....	... 0
. 0119 ...	Humana Inc.	12634	20-2888723	Humana Insurance Company of New York NY.....	.. IA.....	Humana Inc.	Ownership.....	100.000 ...	Humana Inc. NO.....	... 0
. 0119 ...	Humana Inc.	84603	66-0291866	Humana Insurance of Puerto Rico, Inc. PR.....	.. IA.....	Humana Inc.	Ownership.....	100.000 ...	Humana Inc. NO.....	... 0
. 0119 ...	Humana Inc.	00000	20-3364857	Humana MarketPOINT of Puerto Rico, Inc. PR.....	.. NIA.....	Humana Inc.	Ownership.....	100.000 ...	Humana Inc. NO.....	... 0
. 0119 ...	Humana Inc.	00000	61-1343508	Humana MarketPOINT, Inc. KY.....	.. NIA.....	Humana Inc.	Ownership.....	100.000 ...	Humana Inc. NO.....	... 0
. 0119 ...	Humana Inc.	14224	27-3991410	Humana Medical Plan of Michigan, Inc. WI.....	.. RE.....	Humana Inc.	Ownership.....	100.000 ...	Humana Inc. NO.....	... 0
. 0119 ...	Humana Inc.	14462	27-4660531	Humana Medical Plan of Pennsylvania, Inc. PA.....	.. IA.....	Humana Inc.	Ownership.....	100.000 ...	Humana Inc. NO.....	... 0
. 0119 ...	Humana Inc.	12908	20-8411422	Humana Medical Plan of Utah, Inc. UT.....	.. IA.....	Humana Inc.	Ownership.....	100.000 ...	Humana Inc. NO.....	... 0
. 0119 ...	Humana Inc.	95270	61-1103898	Humana Medical Plan, Inc. FL.....	.. IA.....	Humana Inc.	Ownership.....	100.000 ...	Humana Inc. NO.....	... 0
. 0119 ...	Humana Inc.	00000	45-2254346	Humana Pharmacy Solutions, Inc. KY.....	.. NIA.....	Humana Inc.	Ownership.....	100.000 ...	Humana Inc. NO.....	... 0
. 0119 ...	Humana Inc.	00000	61-1316926	CenterWell Pharmacy, Inc. DE.....	.. NIA.....	Humana Inc.	Ownership.....	100.000 ...	Humana Inc. NO.....	... 0
. 0119 ...	Humana Inc.	12282	20-2036444	Humana Regional Health Plan, Inc. AR.....	.. IA.....	Humana Inc.	Ownership.....	100.000 ...	Humana Inc. NO.....	... 0
. 0119 ...	Humana Inc.	00000	26-4522426	Humana WellWorks LLC DE.....	.. NIA.....	Health Value Management, Inc.	Ownership.....	100.000 ...	Humana Inc. NO.....	... 0
. 0119 ...	Humana Inc.	95342	39-1525003	Humana Wisconsin Health Organization Insurance Corporation WI.....	.. IA.....	CareNetwork, Inc.	Ownership.....	100.000 ...	Humana Inc. NO.....	... 0
. 0119 ...	Humana Inc.	70580	39-0714280	HumanaDental Insurance Company WI.....	.. IA.....	HumanaDental, Inc.	Ownership.....	100.000 ...	Humana Inc. NO.....	... 0
. 0119 ...	Humana Inc.	00000	61-1364005	HumanaDental, Inc. DE.....	.. NIA.....	Humana Inc.	Ownership.....	100.000 ...	Humana Inc. NO.....	... 0
. 0119 ...	Humana Inc.	00000	27-4535747	Go365, LLC DE.....	.. NIA.....	HumanaWellworks LLC	Ownership.....	100.000 ...	Humana Inc. NO.....	... 0
. 0119 ...	Humana Inc.	00000	61-1239538	Humco, Inc. KY.....	.. NIA.....	Humana Inc.	Ownership.....	100.000 ...	Humana Inc. NO.....	... 0
. 0119 ...	Humana Inc.	00000	61-1383567	HUM-e-FL, Inc. FL.....	.. NIA.....	Humana Inc.	Ownership.....	100.000 ...	Humana Inc. NO.....	... 0
. 0119 ...	Humana Inc.	00000	86-1050795	Hummingbird Coaching Systems LLC OH.....	.. NIA.....	Harris, Rothenberg International Inc.	Ownership.....	100.000 ...	Humana Inc. NO.....	... 0
. 0119 ...	Humana Inc.	11695	39-1769093	Independent Care Health Plan WI.....	.. IA.....	CareNetwork, Inc.	Ownership.....	100.000 ...	Humana Inc. NO.....	... 0
. 0119 ...	Humana Inc.	00000	61-1232669	Managed Care Indemnity, Inc. VT.....	.. IA.....	Humana Inc.	Ownership.....	100.000 ...	Humana Inc. NO.....	... 0
. 0119 ...	Humana Inc.	00000	20-5569675	Conviva Group Holdings, LLC DE.....	.. NIA.....	Metropolitan Health Networks, Inc.	Ownership.....	100.000 ...	Humana Inc. NO.....	... 0
. 0119 ...	Humana Inc.	00000	20-5904436	Conviva Medical Center Management, LLC DE.....	.. NIA.....	Conviva Group Holdings, LLC	Ownership.....	100.000 ...	Humana Inc. NO.....	... 0
. 0119 ...	Humana Inc.	00000	81-2957926	Conviva Speciality, LLC FL.....	.. NIA.....	Conviva Group Holdings, LLC	Ownership.....	100.000 ...	Humana Inc. NO.....	... 0
. 0119 ...	Humana Inc.	00000	65-0879131	METCARE of Florida, Inc. FL.....	.. NIA.....	Conviva Group Holdings, LLC	Ownership.....	100.000 ...	Humana Inc. NO.....	... 0
. 0119 ...	Humana Inc.	00000	65-0635728	Metropolitan Health Networks, Inc. FL.....	.. NIA.....	Humana Inc.	Ownership.....	100.000 ...	Humana Inc. NO.....	... 0
. 0119 ...	Humana Inc.	00000	62-1552091	PHP Companies, Inc. TN.....	.. NIA.....	Humana Inc.	Ownership.....	100.000 ...	Humana Inc. NO.....	... 0
. 0119 ...	Humana Inc.	00000	62-1250945	Preferred Health Partnership, Inc. TN.....	.. NIA.....	PHP Companies, Inc.	Ownership.....	100.000 ...	Humana Inc. NO.....	... 0
. 0119 ...	Humana Inc.	00000	20-1724127	Humana Real Estate Company KY.....	.. NIA.....	Humana Inc.	Ownership.....	100.000 ...	Humana Inc. NO.....	... 0
. 0119 ...	Humana Inc.	00000	46-1225873	Conviva Health MSO of Texas, Inc. DE.....	.. NIA.....	Conviva Group Holdings, LLC	Ownership.....	100.000 ...	Humana Inc. NO.....	... 0
. 0119 ...	Humana Inc.	00000	75-2844854	ROHC, L.L.C. TX.....	.. NIA.....	Humana at Home, Inc.	Ownership.....	100.000 ...	Humana Inc. NO.....	... 0
. 0119 ...	Humana Inc.	00000	65-1096853	SeniorBridge Family Companies (FL), Inc. FL.....	.. NIA.....	Humana at Home, Inc.	Ownership.....	100.000 ...	Humana Inc. NO.....	... 0
. 0119 ...	Humana Inc.	00000	36-4484443	SeniorBridge Family Companies (NY), Inc. NY.....	.. NIA.....	Humana at Home, Inc.	Ownership.....	100.000 ...	Humana Inc. NO.....	... 0
. 0119 ...	Humana Inc.	00000	01-0766084	Humana At Home (San Antonio), Inc. TX.....	.. NIA.....	Humana at Home, Inc.	Ownership.....	100.000 ...	Humana Inc. NO.....	... 0
. 0119 ...	Humana Inc.	00000	74-2352809	Texas Dental Plans, Inc. TX.....	.. NIA.....	Humana Dental Company	Ownership.....	100.000 ...	Humana Inc. NO.....	... 0
. 0119 ...	Humana Inc.	54739	52-1157181	The Dental Concern, Inc. KY.....	.. IA.....	HumanaDental, Inc.	Ownership.....	100.000 ...	Humana Inc. NO.....	... 0
. 0119 ...	Humana Inc.	00000	75-2600512	Humana At Home (TLC), Inc. TX.....	.. NIA.....	ROHC, L.L.C.	Ownership.....	100.000 ...	Humana Inc. NO.....	... 0
. 0119 ...	Humana Inc.	00000	80-0072760	Humana Digital Health and Analytics Platform Services, Inc. DE.....	.. NIA.....	Humana Inc.	Ownership.....	100.000 ...	Humana Inc. NO.....	... 0
. 0119 ...	Humana Inc.	00000	46-5329373	Conviva Health Management, LLC DE.....	.. NIA.....	Conviva Group Holdings, LLC	Ownership.....	100.000 ...	Humana Inc. NO.....	... 0
. 0119 ...	Humana Inc.	00000	66-0872725	Humana Management Services of Puerto Rico, Inc. PR.....	.. NIA.....	Humana Inc.	Ownership.....	100.000 ...	Humana Inc. NO.....	... 0
. 0119 ...	Humana Inc.	00000	83-3321367	North Region Providers, LLC DE.....	.. NIA.....	Humana Government Business, Inc.	Ownership.....	100.000 ...	Humana Inc. NO.....	... 0

STATEMENT AS OF JUNE 30, 2024 OF THE HUMANA MEDICAL PLAN OF MICHIGAN INC.

SCHEDULE Y
PART 1A - DETAIL OF INSURANCE HOLDING COMPANY SYSTEM

1	2	3	4	5	6	7	8	9	10	11	12	13	14	15	16
Group Code	Group Name	NAIC Company Code	ID Number	Federal RSSD	CIK	Name of Securities Exchange if Publicly Traded (U.S. or International)	Names of Parent, Subsidiaries Or Affiliates	Domi-ciliary Location	Relation-ship to Reporting Entity	Directly Controlled by (Name of Entity/Person)	Type of Control (Ownership, Board, Management, Attorney-in-Fact, Influence, Other)	If Control is Ownership Provide Percen-tage	Ultimate Controlling Entity(ies)/Person(s)	Is an SCA Filing Re-quired? (Yes/No)	*
. 0119 ...	Humana Inc. 00000	35-2640679 ..				Primary Care Holdings II, LLC DE.....	.. NIA.....	Humana Inc.	Ownership.....	100.000 ...	Humana Inc. NO..... 0
. 0119 ...	Humana Inc. 00000	37-1910409 ..				Transcend Population Health Management II, LLC DE.....	.. NIA.....	Humana Inc.	Ownership.....	100.000 ...	Humana Inc. NO..... 0
. 0119 ...	Humana Inc. 00000	84-2214810 ..				Edge Health MSO, Inc. DE.....	.. NIA.....	Humana Inc.	Ownership.....	100.000 ...	Humana Inc. NO..... 0
. 0119 ...	Humana Inc. 00000	84-3226630 ..				Humana Benefit Plan of South Carolina, Inc. SC.....	.. IA.....	Humana Inc.	Ownership.....	100.000 ...	Humana Inc. NO..... 0
. 0119 ...	Humana Inc. 00000	11-3391115 ..				Alexander Infusion, LLC NY.....	.. NIA.....	Eagle NY Rx, LLC	Ownership.....	100.000 ...	Humana Inc. NO..... 0
. 0119 ...	Humana Inc. 00000	36-4898224 ..				Eagle NY Rx, LLC DE.....	.. NIA.....	Eagle Rx, Inc.	Ownership.....	100.000 ...	Humana Inc. NO..... 0
. 0119 ...	Humana Inc. 00000	47-1407967 ..				Eagle Rx Holdco, Inc. DE.....	.. NIA.....	Humana Inc.	Ownership.....	100.000 ...	Humana Inc. NO..... 0
. 0119 ...	Humana Inc. 00000	47-1416614 ..				Eagle Rx, Inc. DE.....	.. NIA.....	Eagle Rx Holdco, Inc.	Ownership.....	100.000 ...	Humana Inc. NO..... 0
. 0119 ...	Humana Inc. 00000	23-3068914 ..				Enclara Pharmacia, Inc. DE.....	.. NIA.....	Eagle Rx, Inc.	Ownership.....	100.000 ...	Humana Inc. NO..... 0
. 0119 ...	Humana Inc. 00000	39-1789830 ..				GuidanTRx, Inc. WI.....	.. NIA.....	PBM Holding Company	Ownership.....	100.000 ...	Humana Inc. NO..... 0
. 0119 ...	Humana Inc. 00000	61-1340806 ..				PBM Holding Co. DE.....	.. NIA.....	Eagle Rx, Inc.	Ownership.....	100.000 ...	Humana Inc. NO..... 0
. 0119 ...	Humana Inc. 00000	20-2373204 ..				PBM Plus Mail Service Pharmacy, LLC DE.....	.. NIA.....	PBM Holding Company	Ownership.....	100.000 ...	Humana Inc. NO..... 0
. 0119 ...	Humana Inc. 00000	85-3191430 ..				Conviva Care Solutions II, LLC DE.....	.. NIA.....	Conviva Care Solutions, LLC	Ownership.....	100.000 ...	Humana Inc. NO..... 0
. 0119 ...	Humana Inc. 00000	85-3099097 ..				Humana Direct Contracting Entity, Inc. DE.....	.. NIA.....	Humana Inc.	Ownership.....	100.000 ...	Humana Inc. NO..... 0
. 0119 ...	Humana Inc. 00000	85-0858631 ..				CenterWell Care Solutions, Inc. DE.....	.. NIA.....	Humana Inc.	Ownership.....	100.000 ...	Humana Inc. NO..... 0
. 0119 ...	Humana Inc. 00000	87-1493628 ..				Echo Primary Care Holdings, LLC DE.....	.. NIA.....	Primary Care Holdings II, LLC	Ownership.....	100.000 ...	Humana Inc. NO..... 0
. 0119 ...	Humana Inc. 00000	45-2594868 ..				Accredited Home Health of Broward, Inc. FL.....	.. NIA.....	One Home Health Holdings, LLC	Ownership.....	100.000 ...	Humana Inc. NO..... 0
. 0119 ...	Humana Inc. 00000	26-0751512 ..				Amazing Home Health Care, Inc. FL.....	.. NIA.....	Amazing Home Health Holdings, LLC	Ownership.....	100.000 ...	Humana Inc. NO..... 0
. 0119 ...	Humana Inc. 00000	85-3668783 ..				Amazing Home Health Holdings, LLC DE.....	.. NIA.....	One Home Health Holdings, LLC	Ownership.....	100.000 ...	Humana Inc. NO..... 0
. 0119 ...	Humana Inc. 00000	47-4681334 ..				Care Hope Holdings, Inc. FL.....	.. NIA.....	One Home Health Holdings, LLC	Ownership.....	100.000 ...	Humana Inc. NO..... 0
. 0119 ...	Humana Inc. 00000	80-0732207 ..				Care Hope Home Health Agency, Inc. FL.....	.. NIA.....	Care Hope Holdings, Inc.	Ownership.....	100.000 ...	Humana Inc. NO..... 0
. 0119 ...	Humana Inc. 00000	74-2769755 ..				Corpus Christi Home Care, Inc. TX.....	.. NIA.....	One Home Health Holdings CCTX, LLC	Ownership.....	100.000 ...	Humana Inc. NO..... 0
. 0119 ...	Humana Inc. 00000	20-3443369 ..				On the Way Home Care, Inc. FL.....	.. NIA.....	One Home Health Holdings, LLC	Ownership.....	100.000 ...	Humana Inc. NO..... 0
. 0119 ...	Humana Inc. 00000	81-3485437 ..				One Home Health Holdings, LLC FL.....	.. NIA.....	One Homecare Solutions, LLC	Ownership.....	100.000 ...	Humana Inc. NO..... 0
. 0119 ...	Humana Inc. 00000	82-2018741 ..				One Home Health Holdings CCTX, LLC TX.....	.. NIA.....	One Home Health Holdings, LLC	Ownership.....	100.000 ...	Humana Inc. NO..... 0
. 0119 ...	Humana Inc. 00000	46-2894851 ..				One Home Medical Equipment, LLC FL.....	.. NIA.....	One Homecare Solutions, LLC	Ownership.....	100.000 ...	Humana Inc. NO..... 0
. 0119 ...	Humana Inc. 00000	82-3472028 ..				One Home Medical Equipment TX, LLC TX.....	.. NIA.....	One Homecare Solutions, LLC	Ownership.....	100.000 ...	Humana Inc. NO..... 0
. 0119 ...	Humana Inc. 00000	46-3116955 ..				One Nursing Care, LLC FL.....	.. NIA.....	One Homecare Solutions, LLC	Ownership.....	100.000 ...	Humana Inc. NO..... 0
. 0119 ...	Humana Inc. 00000	46-3313080 ..				One Homecare Solutions, LLC FL.....	.. NIA.....	Humana Inc. - 1%	Ownership.....	100.000 ...	Humana Inc. NO..... 0
. 0119 ...	Humana Inc. 00000	46-4176818 ..				One Homecare Systems, LLC FL.....	.. NIA.....	One Homecare Solutions, LLC	Ownership.....	100.000 ...	Humana Inc. NO..... 0
. 0119 ...	Humana Inc. 00000	46-2882412 ..				One Infusion Pharmacy, LLC FL.....	.. NIA.....	One Homecare Solutions, LLC	Ownership.....	100.000 ...	Humana Inc. NO..... 0
. 0119 ...	Humana Inc. 00000	20-4271850 ..				One TPA Systems, Inc. FL.....	.. NIA.....	One Homecare Solutions, LLC	Ownership.....	100.000 ...	Humana Inc. NO..... 0
. 0119 ...	Humana Inc. 00000	83-2136817 ..				Pharaoh JV, LLC DE.....	.. NIA.....	Primary Care Holdings II, LLC	Ownership.....	100.000 ...	Humana Inc. NO..... 0
. 0119 ...	Humana Inc. 00000	72-2695805 ..				Aberdeen Holdings, Inc. TX.....	.. NIA.....	Integracare Holdings, Inc.	Ownership.....	100.000 ...	Humana Inc. NO..... 0
. 0119 ...	Humana Inc. 00000	77-0601595 ..				Able Home Healthcare, Inc. TX.....	.. NIA.....	Integracare Intermediate Holdings, Inc. ...	Ownership.....	100.000 ...	Humana Inc. NO..... 0
. 0119 ...	Humana Inc. 00000	66-1451363 ..				Access Home Health of Florida, LLC DE.....	.. NIA.....	Capital Health Management Group, LLC	Ownership.....	100.000 ...	Humana Inc. NO..... 0
. 0119 ...	Humana Inc. 00000	65-0180784 ..				Advanced Oncology Services, Inc. FL.....	.. NIA.....	Homecare Holdings, Inc.	Ownership.....	100.000 ...	Humana Inc. NO..... 0
. 0119 ...	Humana Inc. 00000	36-4473376 ..				Alpine Home Health Care, LLC CO.....	.. NIA.....	Voyager Home Health, Inc.	Ownership.....	100.000 ...	Humana Inc. NO..... 0
. 0119 ...	Humana Inc. 00000	11-3306095 ..				American Homecare Management Corp. DE.....	.. NIA.....	Missouri Home Care of Rolla, Inc.	Ownership.....	100.000 ...	Humana Inc. NO..... 0
. 0119 ...	Humana Inc. 00000	94-3247811 ..				Asian American Home Care, Inc. CA.....	.. NIA.....	Harden Home Health, LLC	Ownership.....	100.000 ...	Humana Inc. NO..... 0
. 0119 ...	Humana Inc. 00000	75-1901342 ..				BWB Sunbelt Home Health Services, LLC TX.....	.. NIA.....	Integracare Intermediate Holdings, Inc. ...	Ownership.....	100.000 ...	Humana Inc. NO..... 0
. 0119 ...	Humana Inc. 00000	30-0711730 ..				California Hospice, LLC TX.....	.. NIA.....	Harden Hospice, LLC	Ownership.....	100.000 ...	Humana Inc. NO..... 0
. 0119 ...	Humana Inc. 00000	56-2102603 ..				Capital Care Resources of South Carolina, LLC GA.....	.. NIA.....	Capital Health Management Group, LLC	Ownership.....	100.000 ...	Humana Inc. NO..... 0
. 0119 ...	Humana Inc. 00000	58-2411159 ..				Capital Care Resources, LLC GA.....	.. NIA.....	Capital Health Management Group, LLC	Ownership.....	100.000 ...	Humana Inc. NO..... 0
. 0119 ...	Humana Inc. 00000	58-2313705 ..				Capital Health Management Group, LLC GA.....	.. NIA.....	CHMG Acquisition LLC	Ownership.....	100.000 ...	Humana Inc. NO..... 0

STATEMENT AS OF JUNE 30, 2024 OF THE HUMANA MEDICAL PLAN OF MICHIGAN INC.

SCHEDULE Y
PART 1A - DETAIL OF INSURANCE HOLDING COMPANY SYSTEM

1	2	3	4	5	6	7	8	9	10	11	12	13	14	15	16
Group Code	Group Name	NAIC Company Code	ID Number	Federal RSSD	CIK	Name of Securities Exchange if Publicly Traded (U.S. or International)	Names of Parent, Subsidiaries Or Affiliates	Domi-ciliary Location	Relation-ship to Reporting Entity	Directly Controlled by (Name of Entity/Person)	Type of Control (Ownership, Board, Management, Attorney-in-Fact, Influence, Other)	If Control is Ownership Provide Percentage	Ultimate Controlling Entity(ies)/Person(s)	Is an SCA Filing Re-quired? (Yes/No)	*
. 0119	Humana Inc. 00000	03-0387821	Chattahoochee Valley Home Care Services, LLC GA..... NIA.....	Healthfield, LLC	Ownership.....	.. 100.000	Humana Inc. NO.....	... 0
. 0119	Humana Inc. 00000	34-1994007	Chattahoochee Valley Home Health, LLC GA..... NIA.....	Chattahoochee Valley Home Care Services, LLC	Ownership.....	.. 100.000	Humana Inc. NO.....	... 0
. 0119	Humana Inc. 00000	04-3813487	CHMG Acquisition LLC GA..... NIA.....	Healthfield, LLC	Ownership.....	.. 100.000	Humana Inc. NO.....	... 0
. 0119	Humana Inc. 00000	54-2089073	CHMG of Atlanta, LLC GA..... NIA.....	Capital Health Management Group, LLC	Ownership.....	.. 100.000	Humana Inc. NO.....	... 0
. 0119	Humana Inc. 00000	54-2089075	CHMG of Griffin, LLC GA..... NIA.....	Capital Health Management Group, LLC	Ownership.....	.. 100.000	Humana Inc. NO.....	... 0
. 0119	Humana Inc. 00000	56-1590744	Eastern Carolina Home Health Agency, LLC NC..... NIA.....	Capital Health Management Group, LLC	Ownership.....	.. 100.000	Humana Inc. NO.....	... 0
. 0119	Humana Inc. 00000	55-0750157	First Home Health, Inc. WV..... NIA.....	Harden Home Health, LLC	Ownership.....	.. 100.000	Humana Inc. NO.....	... 0
. 0119	Humana Inc. 00000	75-2784006	Focus Care Health Resources, Inc. TX..... NIA.....	Aberdeen Holdings, Inc.	Ownership.....	.. 100.000	Humana Inc. NO.....	... 0
. 0119	Humana Inc. 00000	75-2855493	GBA Holding, Inc. TX..... NIA.....	Aberdeen Holdings, Inc.	Ownership.....	.. 100.000	Humana Inc. NO.....	... 0
. 0119	Humana Inc. 00000	26-2944774	First Home Health, Inc. TX..... NIA.....	Integracare Intermediate Holdings, Inc. ...	Ownership.....	.. 100.000	Humana Inc. NO.....	... 0
. 0119	Humana Inc. 00000	11-2645333	CenterWell Certified Healthcare Corp. DE..... NIA.....	CenterWell Health Services Holding Corp. ..	Ownership.....	.. 100.000	Humana Inc. NO.....	... 0
. 0119	Humana Inc. 00000	11-3454105	CenterWell Health Services (Certified), Inc. DE..... NIA.....	CenterWell Health Services Holding Corp. ..	Ownership.....	.. 100.000	Humana Inc. NO.....	... 0
. 0119	Humana Inc. 00000	11-3414024	CenterWell Health Services (USA) LLC DE..... NIA.....	CenterWell Health Services Holding Corp. ..	Ownership.....	.. 100.000	Humana Inc. NO.....	... 0
. 0119	Humana Inc. 00000	11-3454104	CenterWell Health Services Holding Corp. DE..... NIA.....	CenterWell Health Services, Inc.	Ownership.....	.. 100.000	Humana Inc. NO.....	... 0
. 0119	Humana Inc. 00000	36-4335801	CenterWell Health Services, Inc. DE..... NIA.....	Kentucky Homecare Holdings, Inc.	Ownership.....	.. 100.000	Humana Inc. NO.....	... 0
. 0119	Humana Inc. 00000	11-2802024	CenterWell Services of New York, Inc. NY..... NIA.....	CenterWell Health Services Holding Corp. ..	Ownership.....	.. 100.000	Humana Inc. NO.....	... 0
. 0119	Humana Inc. 00000	27-4251135	Georgia Hospice, LLC TX..... NIA.....	Harden Hospice, LLC	Ownership.....	.. 100.000	Humana Inc. NO.....	... 0
. 0119	Humana Inc. 00000	64-0730826	Gilbert's Home Health Agency, Inc. MS..... NIA.....	Home Health Care Affiliates, Inc.	Ownership.....	.. 100.000	Humana Inc. NO.....	... 0
. 0119	Humana Inc. 00000	27-1519643	Harden Clinical Services, LLC TX..... NIA.....	Harden HC Texas Holdco, LLC	Ownership.....	.. 100.000	Humana Inc. NO.....	... 0
. 0119	Humana Inc. 00000	26-1487182	Harden HC Texas Holdco, LLC TX..... NIA.....	Harden Healthcare, LLC	Ownership.....	.. 100.000	Humana Inc. NO.....	... 0
. 0119	Humana Inc. 00000	37-1743802	Harden Healthcare Holdings, LLC DE..... NIA.....	CenterWell Health Services Holding Corp. ..	Ownership.....	.. 100.000	Humana Inc. NO.....	... 0
. 0119	Humana Inc. 00000	74-3024009	Harden Healthcare, LLC TX..... NIA.....	Harden Healthcare Holdings, LLC	Ownership.....	.. 100.000	Humana Inc. NO.....	... 0
. 0119	Humana Inc. 00000	65-1299601	Harden Home Health, LLC DE..... NIA.....	Harden Healthcare, LLC	Ownership.....	.. 100.000	Humana Inc. NO.....	... 0
. 0119	Humana Inc. 00000	43-2083818	Harden Hospice, LLC TX..... NIA.....	Harden HC Texas Holdco, LLC	Ownership.....	.. 100.000	Humana Inc. NO.....	... 0
. 0119	Humana Inc. 00000	42-1285486	Hawkeye Health Services, Inc. IA..... NIA.....	Harden Home Health, LLC	Ownership.....	.. 100.000	Humana Inc. NO.....	... 0
. 0119	Humana Inc. 00000	58-1947694	Healthfield Home Health, LLC GA..... NIA.....	Healthfield, LLC	Ownership.....	.. 100.000	Humana Inc. NO.....	... 0
. 0119	Humana Inc. 00000	27-0131980	Healthfield of Southwest Georgia, LLC GA..... NIA.....	Healthfield, LLC	Ownership.....	.. 100.000	Humana Inc. NO.....	... 0
. 0119	Humana Inc. 00000	68-0593590	Healthfield of Statesboro, LLC GA..... NIA.....	Healthfield, LLC	Ownership.....	.. 100.000	Humana Inc. NO.....	... 0
. 0119	Humana Inc. 00000	01-0831798	Healthfield of Tennessee, LLC GA..... NIA.....	Healthfield, LLC	Ownership.....	.. 100.000	Humana Inc. NO.....	... 0
. 0119	Humana Inc. 00000	36-4425473	Healthfield Operating Group, LLC DE..... NIA.....	CenterWell Health Services Holding Corp. ..	Ownership.....	.. 100.000	Humana Inc. NO.....	... 0
. 0119	Humana Inc. 00000	58-1819650	Healthfield, LLC DE..... NIA.....	Healthfield Operating Group, LLC	Ownership.....	.. 100.000	Humana Inc. NO.....	... 0
. 0119	Humana Inc. 00000	90-0527683	HHS Healthcare Corp. DE..... NIA.....	Professional Healthcare, LLC	Ownership.....	.. 100.000	Humana Inc. NO.....	... 0
. 0119	Humana Inc. 00000	62-1807084	Home Health Care Affiliates of Central Mississippi, L.L.C. MS..... NIA.....	CenterWell Certified Healthcare Corp.	Ownership.....	.. 100.000	Humana Inc. NO.....	... 0
. 0119	Humana Inc. 00000	62-1775256	Home Health Care Affiliates of Mississippi, Inc. MS..... NIA.....	CenterWell Certified Healthcare Corp.	Ownership.....	.. 100.000	Humana Inc. NO.....	... 0
. 0119	Humana Inc. 00000	74-2737989	Home Health Care Affiliates, Inc. MS..... NIA.....	CenterWell Certified Healthcare Corp.	Ownership.....	.. 100.000	Humana Inc. NO.....	... 0
. 0119	Humana Inc. 00000	56-1556547	Home Health Care of Carteret County, LLC NC..... NIA.....	Capital Health Management Group, LLC	Ownership.....	.. 100.000	Humana Inc. NO.....	... 0
. 0119	Humana Inc. 00000	75-2374091	Home Health of Rural Texas, Inc. TX..... NIA.....	Integracare Intermediate Holdings, Inc. ...	Ownership.....	.. 100.000	Humana Inc. NO.....	... 0
. 0119	Humana Inc. 00000	87-0494759	Home Health Services, Inc. UT..... NIA.....	HHS Healthcare Corp.	Ownership.....	.. 100.000	Humana Inc. NO.....	... 0
. 0119	Humana Inc. 00000	65-0837269	Homecare Holdings, Inc. FL..... NIA.....	Senior Home Care, Inc.	Ownership.....	.. 100.000	Humana Inc. NO.....	... 0
. 0119	Humana Inc. 00000	76-0456316	Horizon Health Care Services, Inc. TX..... NIA.....	Harden Home Health, LLC	Ownership.....	.. 100.000	Humana Inc. NO.....	... 0
. 0119	Humana Inc. 00000	20-8781607	Integracare Holdings, Inc. DE..... NIA.....	PF Development 9, L.L.C.	Ownership.....	.. 100.000	Humana Inc. NO.....	... 0
. 0119	Humana Inc. 00000	75-2865632	Integracare Home Health Services, Inc. TX..... NIA.....	Aberdeen Holdings, Inc.	Ownership.....	.. 100.000	Humana Inc. NO.....	... 0
. 0119	Humana Inc. 00000	20-8781715	Integracare Intermediate Holdings, Inc. DE..... NIA.....	Integracare Holdings, Inc.	Ownership.....	.. 100.000	Humana Inc. NO.....	... 0
. 0119	Humana Inc. 00000	26-2915050	Integracare of Albany, LLC TX..... NIA.....	Integracare Intermediate Holdings, Inc. ...	Ownership.....	.. 100.000	Humana Inc. NO.....	... 0
. 0119	Humana Inc. 00000	27-2139332	Integracare of Athens-Home Health, LLC TX..... NIA.....	Integracare Intermediate Holdings, Inc. ...	Ownership.....	.. 100.000	Humana Inc. NO.....	... 0

STATEMENT AS OF JUNE 30, 2024 OF THE HUMANA MEDICAL PLAN OF MICHIGAN INC.

SCHEDULE Y
PART 1A - DETAIL OF INSURANCE HOLDING COMPANY SYSTEM

1	2	3	4	5	6	7	8	9	10	11	12	13	14	15	16
Group Code	Group Name	NAIC Company Code	ID Number	Federal RSSD	CIK	Name of Securities Exchange if Publicly Traded (U.S. or International)	Names of Parent, Subsidiaries Or Affiliates	Domi-ciliary Location	Relation-ship to Reporting Entity	Directly Controlled by (Name of Entity/Person)	Type of Control (Ownership, Board, Management, Attorney-in-Fact, Influence, Other)	If Control is Ownership Provide Percentage	Ultimate Controlling Entity(ies)/Person(s)	Is an SCA Filing Re-quired? (Yes/No)	*
. 0119 ...	Humana Inc.00000	81-0638801	Integracare of Olney Home Health, LLC TX.....NIA.....	Integracare Intermediate Holdings, Inc. ...	Ownership.....	100.000 ...	Humana Inc.NO.....0
. 0119 ...	Humana Inc.00000	20-8768235	Integracare of Texas, LLC TX.....NIA.....	Aberdeen Holdings, Inc.	Ownership.....	100.000 ...	Humana Inc.NO.....0
. 0119 ...	Humana Inc.00000	27-0686207	Integracare of West Texas-Home Health, LLC TX.....NIA.....	Integracare Intermediate Holdings, Inc. ...	Ownership.....	100.000 ...	Humana Inc.NO.....0
. 0119 ...	Humana Inc.00000	27-0686266	Integracare of Wichita Falls, LLC TX.....NIA.....	Integracare Intermediate Holdings, Inc. ...	Ownership.....	100.000 ...	Humana Inc.NO.....0
. 0119 ...	Humana Inc.00000	46-3992741	KAH Development 10, L.L.C. DE.....NIA.....	CenterWell Health Services, Inc.	Ownership.....	100.000 ...	Humana Inc.NO.....0
. 0119 ...	Humana Inc.00000	46-4002959	KAH Development 12, L.L.C. DE.....NIA.....	CenterWell Health Services, Inc.	Ownership.....	100.000 ...	Humana Inc.NO.....0
. 0119 ...	Humana Inc.00000	46-4025157	KAH Development 14, L.L.C. DE.....NIA.....	CenterWell Health Services, Inc.	Ownership.....	100.000 ...	Humana Inc.NO.....0
. 0119 ...	Humana Inc.00000	46-3902994	KAH Development 4, L.L.C. DE.....NIA.....	CenterWell Health Services, Inc.	Ownership.....	100.000 ...	Humana Inc.NO.....0
. 0119 ...	Humana Inc.00000	82-3695166	Kentucky Homecare Holdings, Inc. DE.....NIA.....	Kentucky Homecare Parent Inc.	Ownership.....	100.000 ...	Humana Inc.NO.....0
. 0119 ...	Humana Inc.00000	82-3986306	Kentucky Homecare Parent Inc. DE.....NIA.....	Humana Inc.	Ownership.....	100.000 ...	Humana Inc.NO.....0
. 0119 ...	Humana Inc.00000	26-0717945	CenterWell Home Health Services, LLC DE.....NIA.....	CenterWell Health Services, Inc.	Ownership.....	100.000 ...	Humana Inc.NO.....0
. 0119 ...	Humana Inc.00000	26-0717534	KND Development 50, L.L.C. DE.....NIA.....	CenterWell Health Services, Inc.	Ownership.....	100.000 ...	Humana Inc.NO.....0
. 0119 ...	Humana Inc.00000	26-3228001	Lighthouse Hospice – Metroplex, LLC TX.....NIA.....	Harden Hospice, LLC	Ownership.....	100.000 ...	Humana Inc.NO.....0
. 0119 ...	Humana Inc.00000	06-1787617	Lighthouse Hospice Management, LLC TX.....NIA.....	Harden Hospice, LLC	Ownership.....	100.000 ...	Humana Inc.NO.....0
. 0119 ...	Humana Inc.00000	87-0798501	Lighthouse Hospice-San Antonio, LLC TX.....NIA.....	Harden Hospice, LLC	Ownership.....	100.000 ...	Humana Inc.NO.....0
. 0119 ...	Humana Inc.00000	65-0277280	Med. Tech. Services of South Florida, Inc. FL.....NIA.....	Advanced Oncology Services, Inc.	Ownership.....	100.000 ...	Humana Inc.NO.....0
. 0119 ...	Humana Inc.00000	65-1033439	Med-Tech Services of Dade, Inc. FL.....NIA.....	Homecare Holdings, Inc.	Ownership.....	100.000 ...	Humana Inc.NO.....0
. 0119 ...	Humana Inc.00000	65-0644307	Med-Tech Services of Palm Beach, Inc. FL.....NIA.....	Advanced Oncology Services, Inc.	Ownership.....	100.000 ...	Humana Inc.NO.....0
. 0119 ...	Humana Inc.00000	82-0559199	Mid-South Home Health Agency, LLC AL.....NIA.....	Horizon Health Network LLC	Ownership.....	100.000 ...	Humana Inc.NO.....0
. 0119 ...	Humana Inc.00000	14-1909499	Mid-South Home Health of Gadsden, LLC GA.....NIA.....	Healthfield, LLC	Ownership.....	100.000 ...	Humana Inc.NO.....0
. 0119 ...	Humana Inc.00000	63-0772385	Mid-South Home Health, LLC DE.....NIA.....	Healthfield, LLC	Ownership.....	100.000 ...	Humana Inc.NO.....0
. 0119 ...	Humana Inc.00000	65-1285069	Missouri Home Care of Rolla, Inc. MO.....NIA.....	Harden Home Health, LLC	Ownership.....	100.000 ...	Humana Inc.NO.....0
. 0119 ...	Humana Inc.00000	22-2695367	New York Healthcare Services, Inc. NY.....NIA.....	CenterWell Health Services Holding Corp. ..	Ownership.....	100.000 ...	Humana Inc.NO.....0
. 0119 ...	Humana Inc.00000	55-0633030	Nursing Care-Home Health Agency, Inc. WV.....NIA.....	First Home Health, Inc.	Ownership.....	100.000 ...	Humana Inc.NO.....0
. 0119 ...	Humana Inc.00000	75-2284154	Outreach Health Services of North Texas, LLC TX.....NIA.....	Integracare Intermediate Holdings, Inc. ...	Ownership.....	100.000 ...	Humana Inc.NO.....0
. 0119 ...	Humana Inc.00000	26-3106949	PF Development 10, L.L.C. DE.....NIA.....	CenterWell Health Services, Inc.	Ownership.....	100.000 ...	Humana Inc.NO.....0
. 0119 ...	Humana Inc.00000	26-3107011	PF Development 15, L.L.C. DE.....NIA.....	Kindred Hospice Services, L.L.C.	Ownership.....	100.000 ...	Humana Inc.NO.....0
. 0119 ...	Humana Inc.00000	46-0818835	PF Development 16, L.L.C. DE.....NIA.....	CenterWell Health Services, Inc.	Ownership.....	100.000 ...	Humana Inc.NO.....0
. 0119 ...	Humana Inc.00000	46-0860128	PF Development 21, L.L.C. DE.....NIA.....	CenterWell Health Services, Inc.	Ownership.....	100.000 ...	Humana Inc.NO.....0
. 0119 ...	Humana Inc.00000	26-0718044	PF Development 5, L.L.C. DE.....NIA.....	CenterWell Health Services, Inc.	Ownership.....	100.000 ...	Humana Inc.NO.....0
. 0119 ...	Humana Inc.00000	26-3106911	PF Development 7, L.L.C. DE.....NIA.....	CenterWell Health Services, Inc.	Ownership.....	100.000 ...	Humana Inc.NO.....0
. 0119 ...	Humana Inc.00000	26-3106934	PF Development 9, L.L.C. DE.....NIA.....	CenterWell Health Services, Inc.	Ownership.....	100.000 ...	Humana Inc.NO.....0
. 0119 ...	Humana Inc.00000	75-2378887	PHH Acquisition Corp. DE.....NIA.....	Professional Healthcare, LLC	Ownership.....	100.000 ...	Humana Inc.NO.....0
. 0119 ...	Humana Inc.00000	33-1178066	PHHC Acquisition Corp. DE.....NIA.....	CenterWell Certified Healthcare Corp.	Ownership.....	100.000 ...	Humana Inc.NO.....0
. 0119 ...	Humana Inc.00000	20-5143963	Professional Healthcare at Home, LLC CA.....NIA.....	99% owned by Professional Healthcare, LLC and 1% owned by PHH Acquisition Corp.	Ownership.....	100.000 ...	Humana Inc.NO.....0
. 0119 ...	Humana Inc.00000	20-5043143	Professional Healthcare, LLC DE.....NIA.....	PF Development 10, L.L.C.	Ownership.....	100.000 ...	Humana Inc.NO.....0
. 0119 ...	Humana Inc.00000	11-2750425	QC-Medi New York, Inc. NY.....NIA.....	CenterWell Health Services Holding Corp. ..	Ownership.....	100.000 ...	Humana Inc.NO.....0
. 0119 ...	Humana Inc.00000	11-2256479	Quality Care – USA, Inc. NY.....NIA.....	CenterWell Health Services Holding Corp. ..	Ownership.....	100.000 ...	Humana Inc.NO.....0
. 0119 ...	Humana Inc.00000	59-3080333	Senior Home Care, Inc. FL.....NIA.....	SHC Holding, Inc.	Ownership.....	100.000 ...	Humana Inc.NO.....0
. 0119 ...	Humana Inc.00000	42-1699530	SHC Holding, Inc. DE.....NIA.....	PF Development 21, L.L.C.	Ownership.....	100.000 ...	Humana Inc.NO.....0
. 0119 ...	Humana Inc.00000	87-0494757	Southern Nevada Home Health Care, Inc. NV.....NIA.....	Home Health Services, Inc.	Ownership.....	100.000 ...	Humana Inc.NO.....0
. 0119 ...	Humana Inc.00000	72-1487473	Synergy Home Care-Acadiana Region, Inc. LA.....NIA.....	Synergy, Inc.	Ownership.....	100.000 ...	Humana Inc.NO.....0
. 0119 ...	Humana Inc.00000	20-1376846	Synergy Home Care-Capitol Region, Inc. LA.....NIA.....	Synergy, Inc.	Ownership.....	100.000 ...	Humana Inc.NO.....0
. 0119 ...	Humana Inc.00000	36-4516940	Synergy Home Care-Central Region, Inc. LA.....NIA.....	Synergy, Inc.	Ownership.....	100.000 ...	Humana Inc.NO.....0
. 0119 ...	Humana Inc.00000	72-1178497	Synergy Home Care-Northeastern Region, Inc. LA.....NIA.....	Synergy, Inc.	Ownership.....	100.000 ...	Humana Inc.NO.....0
. 0119 ...	Humana Inc.00000	72-1223659	Synergy Home Care-Northshore Region, Inc. LA.....NIA.....	Synergy, Inc.	Ownership.....	100.000 ...	Humana Inc.NO.....0
. 0119 ...	Humana Inc.00000	72-1431394	Synergy Home Care-Northwestern Region, Inc. LA.....NIA.....	Synergy, Inc.	Ownership.....	100.000 ...	Humana Inc.NO.....0

STATEMENT AS OF JUNE 30, 2024 OF THE HUMANA MEDICAL PLAN OF MICHIGAN INC.

SCHEDULE Y
PART 1A - DETAIL OF INSURANCE HOLDING COMPANY SYSTEM

1	2	3	4	5	6	7	8	9	10	11	12	13	14	15	16
Group Code	Group Name	NAIC Company Code	ID Number	Federal RSSD	CIK	Name of Securities Exchange if Publicly Traded (U.S. or International)	Names of Parent, Subsidiaries Or Affiliates	Domi-ciliary Location	Relation-ship to Reporting Entity	Directly Controlled by (Name of Entity/Person)	Type of Control (Ownership, Board, Management, Attorney-in-Fact, Influence, Other)	If Control is Ownership Provide Percen-tage	Ultimate Controlling Entity(ies)/Person(s)	Is an SCA Filing Re-quired? (Yes/No)	*
. 0119 ...	Humana Inc. 00000	72-1429305	Synergy Home Care-Southeastern Region, Inc. LA.....	NIA.....	Synergy, Inc.	Ownership.....	100.000 ...	Humana Inc. NO.....	... 0
. 0119 ...	Humana Inc. 00000	94-3419676	Synergy, Inc. LA.....	NIA.....	SHC Holding, Inc.	Ownership.....	100.000 ...	Humana Inc. NO.....	... 0
. 0119 ...	Humana Inc. 00000	56-1456991	TAR Heel Health Care Services, LLC NC.....	NIA.....	Capital Health Management Group, LLC	Ownership.....	100.000 ...	Humana Inc. NO.....	... 0
. 0119 ...	Humana Inc. 00000	68-0593592	Total Care Home Health of Louisburg, LLC GA.....	NIA.....	Healthfield, LLC	Ownership.....	100.000 ...	Humana Inc. NO.....	... 0
. 0119 ...	Humana Inc. 00000	20-0091435	Total Care Home Health of North Carolina, LLC GA.....	NIA.....	Healthfield, LLC	Ownership.....	100.000 ...	Humana Inc. NO.....	... 0
. 0119 ...	Humana Inc. 00000	20-0091422	Total Care Home Health of South Carolina, LLC GA.....	NIA.....	Healthfield, LLC	Ownership.....	100.000 ...	Humana Inc. NO.....	... 0
. 0119 ...	Humana Inc. 00000	62-1669388	Van Winkle Home Health Care, Inc. MS.....	NIA.....	Home Health Care Affiliates, Inc.	Ownership.....	100.000 ...	Humana Inc. NO.....	... 0
. 0119 ...	Humana Inc. 00000	75-1995143	Vernon Home Health Care Agency, LLC TX.....	NIA.....	Integracare Intermediate Holdings, Inc. ...	Ownership.....	100.000 ...	Humana Inc. NO.....	... 0
. 0119 ...	Humana Inc. 00000	20-1953497	Voyager Acquisition, L.P. TX.....	NIA.....	1% by Voyager Home Health, Inc. and 99% by Voyager Hospicecare, Inc.	Ownership.....	100.000 ...	Humana Inc. NO.....	... 0
. 0119 ...	Humana Inc. 00000	26-1501792	Voyager Home Health, Inc. DE.....	NIA.....	Voyager Hospicecare, Inc.	Ownership.....	100.000 ...	Humana Inc. NO.....	... 0
. 0119 ...	Humana Inc. 00000	20-1173787	Voyager Hospicecare, Inc. DE.....	NIA.....	Harden Home Health, LLC	Ownership.....	100.000 ...	Humana Inc. NO.....	... 0
. 0119 ...	Humana Inc. 00000	46-2300938	Wake Forest Baptist Health Care at Home, LLC NC.....	NIA.....	60% owned by Total Care Home Health of North Carolina, LLC and 40% owned by Wake Forest University Baptist Medical Center .	Ownership.....	100.000 ...	Humana Inc. NO.....	... 0
. 0119 ...	Humana Inc. 00000	84-3700467	Elite Health Medical Centers, LLC FL.....	NIA.....	Echo Primary Care Holdings, LLC	Ownership.....	100.000 ...	Humana Inc. NO.....	... 0
. 0119 ...	Humana Inc. 00000	26-3715136	Elite Health Primary Care, LLC FL.....	NIA.....	Echo Primary Care Holdings, LLC	Ownership.....	100.000 ...	Humana Inc. NO.....	... 0
. 0119 ...	Humana Inc. 00000	65-0270114	South Florida Cardiology Associates, LLC FL.....	NIA.....	Echo Primary Care Holdings, LLC	Ownership.....	100.000 ...	Humana Inc. NO.....	... 0
. 0119 ...	Humana Inc. 00000	47-2446186	Trueshore BPO, LLC FL.....	NIA.....	Echo Primary Care Holdings, LLC	Ownership.....	100.000 ...	Humana Inc. NO.....	... 0
. 0119 ...	Humana Inc. 00000	84-5171456	Trueshore S.R. I. DOM.....	NIA.....	Echo Primary Care Holdings, LLC	Ownership.....	100.000 ...	Humana Inc. NO.....	... 0
. 0119 ...	Humana Inc. 00000	87-3584872	CenterWell Accountable Care, LLC FL.....	NIA.....	Echo Primary Care Holdings, LLC	Ownership.....	100.000 ...	Humana Inc. NO.....	... 0
. 0119 ...	Humana Inc. 00000	87-3611188	One Home Medical Equipment NC, LLC DE.....	NIA.....	One Homecare Solutions, LLC	Ownership.....	100.000 ...	Humana Inc. NO.....	... 0
. 0119 ...	Humana Inc. 00000	87-3832743	One Home Medical Equipment VA, LLC DE.....	NIA.....	One Homecare Solutions, LLC	Ownership.....	100.000 ...	Humana Inc. NO.....	... 0
. 0119 ...	Humana Inc. 00000	87-3832743	One Infusion Pharmacy NC, LLC DE.....	NIA.....	One Homecare Solutions, LLC	Ownership.....	100.000 ...	Humana Inc. NO.....	... 0
. 0119 ...	Humana Inc. 00000	87-3881471	One Infusion Pharmacy VA, LLC DE.....	NIA.....	One Homecare Solutions, LLC	Ownership.....	100.000 ...	Humana Inc. NO.....	... 0
. 0119 ...	Humana Inc. 00000	45-4020797	Amicus Medical Center LLC FL.....	NIA.....	Conviva Medical Center Management, LLC	Ownership.....	100.000 ...	Humana Inc. NO.....	... 0
. 0119 ...	Humana Inc. 00000	27-3974953	Amicus Medical Group, Inc. FL.....	NIA.....	Conviva Medical Center Management, LLC	Ownership.....	100.000 ...	Humana Inc. NO.....	... 0
. 0119 ...	Humana Inc. 00000	27-1085323	Amicus Medical Services Organization, LLC FL.....	NIA.....	Conviva Medical Center Management, LLC	Ownership.....	100.000 ...	Humana Inc. NO.....	... 0
. 0119 ...	Humana Inc. 00000	20-1078045	Hospice Pharmacy Solutions, LLC DE.....	NIA.....	HP Solutions Holdings, LLC	Ownership.....	100.000 ...	Humana Inc. NO.....	... 0
. 0119 ...	Humana Inc. 00000	47-5418599	HP Solutions Holdings, LLC DE.....	NIA.....	Eagle Rx, Inc.	Ownership.....	100.000 ...	Humana Inc. NO.....	... 0
. 0119 ...	Humana Inc. 00000	32-0351697	Outcome Resources, LLC DE.....	NIA.....	Eagle Rx, Inc.	Ownership.....	100.000 ...	Humana Inc. NO.....	... 0
. 0119 ...	Humana Inc. 00000	88-3465849?	Innovative Financial Group Holdings, LLC NC.....	NIA.....	Humana MarketPOINT, Inc.	Ownership.....	100.000 ...	Humana Inc. NO.....	... 0
. 0119 ...	Humana Inc. 00000	83-2232570?	Innovative Financial Partners, LLC NC.....	NIA.....	Innovative Financial Group Holdings, LLC .	Ownership.....	100.000 ...	Humana Inc. NO.....	... 0
. 0119 ...	Humana Inc. 00000	84-5189010?	Medicare Planning of America LLC NC.....	NIA.....	Innovative Financial Group Holdings, LLC .	Ownership.....	100.000 ...	Humana Inc. NO.....	... 0
. 0119 ...	Humana Inc. 00000	47-4085710?	Rees Financial LLC NC.....	NIA.....	Innovative Financial Group Holdings, LLC .	Ownership.....	100.000 ...	Humana Inc. NO.....	... 0
. 0119 ...	Humana Inc. 00000	84-2258899?	The Lead Store LLC NC.....	NIA.....	Innovative Financial Group Holdings, LLC .	Ownership.....	100.000 ...	Humana Inc. NO.....	... 0
. 0119 ...	Humana Inc. 00000	82-4202700	Versa Management LLC NC.....	NIA.....	Innovative Financial Group Holdings, LLC .	Ownership.....	100.000 ...	Humana Inc. NO.....	... 0
. 0119 ...	Humana Inc. 00000	86-2731153	Prime West JV Holdings, LLC DE.....	NIA.....	Humana Innovation Enterprises, Inc.	Ownership.....	100.000 ...	Humana Inc. NO.....	... 0
. 0119 ...	Humana Inc. 00000	84-4307723	CenterWell IPA Solutions, LLC MI.....	NIA.....	Prime West JV Holdings, LLC	Ownership.....	100.000 ...	Humana Inc. NO.....	... 0
. 0119 ...	Humana Inc. 00000	82-1676284	Prime Accountable Care West, LLC MI.....	NIA.....	CenterWell IPA Solutions, LLC	Ownership.....	100.000 ...	Humana Inc. NO.....	... 0
. 0119 ...	Humana Inc. 00000	84-2438365	Nevada Independent Physicians, LLC NV.....	NIA.....	CenterWell IPA Solutions, LLC	Ownership.....	100.000 ...	Humana Inc. NO.....	... 0
. 0119 ...	Humana Inc. 00000	03-0523544	A and A Homecare, Inc FL.....	NIA.....	Vitality Home Care, Inc	Ownership.....	100.000 ...	Humana Inc. NO.....	... 0
. 0119 ...	Humana Inc. 00000	45-2401497	All About Home Care Management, LLC FL.....	NIA.....	Vitality Home Care, Inc	Ownership.....	100.000 ...	Humana Inc. NO.....	... 0
. 0119 ...	Humana Inc. 00000	11-3836040	Altercare of Palm Beach County, LLC FL.....	NIA.....	Vitality Home Care, Inc	Ownership.....	100.000 ...	Humana Inc. NO.....	... 0
. 0119 ...	Humana Inc. 00000	20-0110337	Altercare, LLC FL.....	NIA.....	Vitality Home Care, Inc	Ownership.....	100.000 ...	Humana Inc. NO.....	... 0
. 0119 ...	Humana Inc. 00000	20-7287186	Balanced Home Healthcare, Inc. FL.....	NIA.....	Vitality Home Care, Inc	Ownership.....	100.000 ...	Humana Inc. NO.....	... 0
. 0119 ...	Humana Inc. 00000	20-1903568	Bridges Home Health, Inc. FL.....	NIA.....	Vitality Home Care, Inc	Ownership.....	100.000 ...	Humana Inc. NO.....	... 0

SCHEDULE Y
PART 1A - DETAIL OF INSURANCE HOLDING COMPANY SYSTEM

1	2	3	4	5	6	7	8	9	10	11	12	13	14	15	16
Group Code	Group Name	NAIC Company Code	ID Number	Federal RSSD	CIK	Name of Securities Exchange if Publicly Traded (U.S. or International)	Names of Parent, Subsidiaries Or Affiliates	Domi-ciliary Loca-tion	Relation-ship to Reporting Entity	Directly Controlled by (Name of Entity/Person)	Type of Control (Ownership, Board, Management, Attorney-in-Fact, Influence, Other)	If Control is Owner-ship Provide Percen-tage	Ultimate Controlling Entity(ies)/Person(s)	Is an SCA Filing Re-quired? (Yes/No)	*
. 0119 ...	Humana Inc. 00000	46-3433197	Medstar Home Health, LLC FL..... NIA.....	Trident Home Health, LLC	Ownership.....	100.000 ...	Humana Inc. NO..... 0
. 0119 ...	Humana Inc. 00000	20-5123865	M-SAC, Inc. FL..... NIA.....	Vitality Home Care, Inc	Ownership.....	100.000 ...	Humana Inc. NO..... 0
. 0119 ...	Humana Inc. 00000	45-2823888	Quality Living Home Health Care, LLC FL..... NIA.....	Vitality Home Care, Inc	Ownership.....	100.000 ...	Humana Inc. NO..... 0
. 0119 ...	Humana Inc. 00000	35-2486995	Trident Home Health, LLC FL..... NIA.....	Vitality Home Care, Inc	Ownership.....	100.000 ...	Humana Inc. NO..... 0
. 0119 ...	Humana Inc. 00000	81-4466479	Trilogy Home Health Care SW FL, Inc DE..... NIA.....	Vitality Home Care, Inc	Ownership.....	100.000 ...	Humana Inc. NO..... 0
. 0119 ...	Humana Inc. 00000	81-3442232	Trilogy Home Healthcare NE FL, Inc DE..... NIA.....	Vitality Home Care, Inc	Ownership.....	100.000 ...	Humana Inc. NO..... 0
. 0119 ...	Humana Inc. 00000	81-2022629	Vitality HHS Holdings, Inc DE..... NIA.....	CenterWell Health Services (USA), LLC	Ownership.....	100.000 ...	Humana Inc. NO..... 0
. 0119 ...	Humana Inc. 00000	81-2019673	Vitality Home Care, Inc DE..... NIA.....	Vitality HHS Holdings, Inc	Ownership.....	100.000 ...	Humana Inc. NO..... 0
. 0119 ...	Humana Inc. 00000	One Infusion Pharmacy (TX), LLC DE..... NIA.....	One HomeCare Solutions, LLC	Ownership.....	100.000 ...	Humana Inc. NO..... 0
. 0119 ...	Humana Inc. 00000	82-3311429	Conviva Physician Group, LLC FL..... NIA.....	Conviva Care Solutions, LLC	Ownership.....	100.000 ...	Humana Inc. NO..... 0

Asterisk	Explanation
0000001	Humana Inc., a Delaware corporation and ultimate parent company in the holding company system, is a publicly traded company on the New York Stock Exchange and ownership fluctuates daily.

SUPPLEMENTAL EXHIBITS AND SCHEDULES INTERROGATORIES

The following supplemental reports are required to be filed as part of your statement filing. However, in the event that your company does not transact the type of business for which the special report must be filed, your response of NO to the specific interrogatory will be accepted in lieu of filing a "NONE" report and a bar code will be printed below. If the supplement is required of your company but is not being filed for whatever reason enter SEE EXPLANATION and provide an explanation following the interrogatory questions.

	Response
1. Will the Medicare Part D Coverage Supplement be filed with the state of domicile and the NAIC with this statement?	NO

AUGUST FILING

2. Will the regulator-only (non-public) Communication of Internal Control Related Matters Noted in Audit be filed with the state of domicile and electronically with the NAIC (as a regulator-only non-public document) by August 1? The response for 1st and 3rd quarters should be N/A. A NO response resulting with a bar code is only appropriate in the 2nd quarter.	YES
--	-----

Explanation:

1. This type of business is not written.

Bar Code:

1. Medicare Part D Coverage Supplement [Document Identifier 365]



OVERFLOW PAGE FOR WRITE-INS

NONE

SCHEDULE A - VERIFICATION

Real Estate

	1	2
	Year to Date	Prior Year Ended December 31
1. Book/adjusted carrying value, December 31 of prior year		
2. Cost of acquired:		
2.1 Actual cost at time of acquisition		
2.2 Additional investment made after acquisition		
3. Current year change in encumbrances		
4. Total gain (loss) on disposals		
5. Deduct amounts received on disposals		
6. Total foreign exchange change in book/adjusted carrying value		
7. Deduct current year's other than temporary impairment recognized		
8. Deduct current year's depreciation		
9. Book/adjusted carrying value at the end of current period (Lines 1+2+3+4-5+6-7-8)		
10. Deduct total nonadmitted amounts		
11. Statement value at end of current period (Line 9 minus Line 10)		

SCHEDULE B - VERIFICATION

Mortgage Loans

	1	2
	Year to Date	Prior Year Ended December 31
1. Book value/recorded investment excluding accrued interest, December 31 of prior year		
2. Cost of acquired:		
2.1 Actual cost at time of acquisition		
2.2 Additional investment made after acquisition		
3. Capitalized deferred interest and other		
4. Accrual of discount		
5. Unrealized valuation increase/(decrease)		
6. Total gain (loss) on disposals		
7. Deduct amounts received on disposals		
8. Deduct amortization of premium and mortgage interest points and commitment fees		
9. Total foreign exchange change in book value/recorded investment excluding accrued interest		
10. Deduct current year's other than temporary impairment recognized		
11. Book value/recorded investment excluding accrued interest at end of current period (Lines 1+2+3+4+5+6-7-8+9-10)		
12. Total valuation allowance		
13. Subtotal (Line 11 plus Line 12)		
14. Deduct total nonadmitted amounts		
15. Statement value at end of current period (Line 13 minus Line 14)		

SCHEDULE BA - VERIFICATION

Other Long-Term Invested Assets

	1	2
	Year to Date	Prior Year Ended December 31
1. Book/adjusted carrying value, December 31 of prior year		
2. Cost of acquired:		
2.1 Actual cost at time of acquisition		
2.2 Additional investment made after acquisition		
3. Capitalized deferred interest and other		
4. Accrual of discount		
5. Unrealized valuation increase/(decrease)		
6. Total gain (loss) on disposals		
7. Deduct amounts received on disposals		
8. Deduct amortization of premium and depreciation		
9. Total foreign exchange change in book/adjusted carrying value		
10. Deduct current year's other than temporary impairment recognized		
11. Book/adjusted carrying value at end of current period (Lines 1+2+3+4+5+6-7-8+9-10)		
12. Deduct total nonadmitted amounts		
13. Statement value at end of current period (Line 11 minus Line 12)		

SCHEDULE D - VERIFICATION

Bonds and Stocks

	1	2
	Year to Date	Prior Year Ended December 31
1. Book/adjusted carrying value of bonds and stocks, December 31 of prior year	73,013,466	58,913,903
2. Cost of bonds and stocks acquired	5,472,208	41,618,428
3. Accrual of discount	37,752	20,850
4. Unrealized valuation increase/(decrease)	(22,618)	80,741
5. Total gain (loss) on disposals	3,810	59,656
6. Deduct consideration for bonds and stocks disposed of	4,720,241	27,523,610
7. Deduct amortization of premium	80,247	156,501
8. Total foreign exchange change in book/adjusted carrying value	0	0
9. Deduct current year's other than temporary impairment recognized	0	0
10. Total investment income recognized as a result of prepayment penalties and/or acceleration fees	0	0
11. Book/adjusted carrying value at end of current period (Lines 1+2+3+4+5-6-7+8-9+10)	73,704,132	73,013,466
12. Deduct total nonadmitted amounts	0	0
13. Statement value at end of current period (Line 11 minus Line 12)	73,704,132	73,013,466

STATEMENT AS OF JUNE 30, 2024 OF THE HUMANA MEDICAL PLAN OF MICHIGAN INC.

SCHEDULE D - PART 1B

Showing the Acquisitions, Dispositions and Non-Trading Activity
During the Current Quarter for all Bonds and Preferred Stock by NAIC Designation

NAIC Designation	1 Book/Adjusted Carrying Value Beginning of Current Quarter	2 Acquisitions During Current Quarter	3 Dispositions During Current Quarter	4 Non-Trading Activity During Current Quarter	5 Book/Adjusted Carrying Value End of First Quarter	6 Book/Adjusted Carrying Value End of Second Quarter	7 Book/Adjusted Carrying Value End of Third Quarter	8 Book/Adjusted Carrying Value December 31 Prior Year
BONDS								
1. NAIC 1 (a)	110,588,576	1,108,462,238	1,092,179,595	(4,253,881)	110,588,576	122,617,337	0	116,491,720
2. NAIC 2 (a)	45,159,513	313,802,990	343,557,000	5,587,223	45,159,513	20,992,726	0	23,487,074
3. NAIC 3 (a)	1,948,710	0	200,000	(54,375)	1,948,710	1,694,334	0	1,947,799
4. NAIC 4 (a)	141,593	0	0	(90,282)	141,593	51,312	0	221,094
5. NAIC 5 (a)	0	0	0	129,044	0	129,044	0	0
6. NAIC 6 (a)	0	0	0	0	0	0	0	0
7. Total Bonds	157,838,392	1,422,265,227	1,435,936,595	1,317,729	157,838,392	145,484,753	0	142,147,688
PREFERRED STOCK								
8. NAIC 1	0	0	0	0	0	0	0	0
9. NAIC 2	0	0	0	0	0	0	0	0
10. NAIC 3	0	0	0	0	0	0	0	0
11. NAIC 4	0	0	0	0	0	0	0	0
12. NAIC 5	0	0	0	0	0	0	0	0
13. NAIC 6	0	0	0	0	0	0	0	0
14. Total Preferred Stock	0	0	0	0	0	0	0	0
15. Total Bonds and Preferred Stock	157,838,392	1,422,265,227	1,435,936,595	1,317,729	157,838,392	145,484,753	0	142,147,688

(a) Book/Adjusted Carrying Value column for the end of the current reporting period includes the following amount of short-term and cash equivalent bonds by NAIC designation:

NAIC 1 \$ 61,798,145 ; NAIC 2 \$ 9,982,476 ; NAIC 3 \$ 0 NAIC 4 \$ 0 ; NAIC 5 \$ 0 ; NAIC 6 \$ 0

Schedule DA - Part 1 - Short-Term Investments

N O N E

Schedule DA - Verification - Short-Term Investments

N O N E

Schedule DB - Part A - Verification - Options, Caps, Floors, Collars, Swaps and Forwards

N O N E

Schedule DB - Part B - Verification - Futures Contracts

N O N E

Schedule DB - Part C - Section 1 - Replication (Synthetic Asset) Transactions (RSATs) Open

N O N E

Schedule DB-Part C-Section 2-Reconciliation of Replication (Synthetic Asset) Transactions Open

N O N E

Schedule DB - Verification - Book/Adjusted Carrying Value, Fair Value and Potential Exposure of
Derivatives

N O N E

SCHEDULE E - PART 2 - VERIFICATION

(Cash Equivalents)

	1	2
	Year To Date	Prior Year Ended December 31
1. Book/adjusted carrying value, December 31 of prior year	78,018,349	52,445,989
2. Cost of cash equivalents acquired	2,887,861,916	4,363,272,733
3. Accrual of discount	2,786,264	4,591,691
4. Unrealized valuation increase/(decrease)	0	0
5. Total gain (loss) on disposals	0	0
6. Deduct consideration received on disposals	2,882,605,908	4,342,292,063
7. Deduct amortization of premium	0	0
8. Total foreign exchange change in book/adjusted carrying value	0	0
9. Deduct current year's other than temporary impairment recognized	0	0
10. Book/adjusted carrying value at end of current period (Lines 1+2+3+4+5-6-7+8-9)	86,060,621	78,018,349
11. Deduct total nonadmitted amounts	0	0
12. Statement value at end of current period (Line 10 minus Line 11)	86,060,621	78,018,349

Schedule A - Part 2 - Real Estate Acquired and Additions Made

N O N E

Schedule A - Part 3 - Real Estate Disposed

N O N E

Schedule B - Part 2 - Mortgage Loans Acquired and Additions Made

N O N E

Schedule B - Part 3 - Mortgage Loans Disposed, Transferred or Repaid

N O N E

Schedule BA - Part 2 - Other Long-Term Invested Assets Acquired and Additions Made

N O N E

Schedule BA - Part 3 - Other Long-Term Invested Assets Disposed, Transferred or Repaid

N O N E

STATEMENT AS OF JUNE 30, 2024 OF THE HUMANA MEDICAL PLAN OF MICHIGAN INC.

SCHEDULE D - PART 3

Show All Long-Term Bonds and Stock Acquired During the Current Quarter

1	2	3	4	5	6	7	8	9	10
CUSIP Identification	Description	Foreign	Date Acquired	Name of Vendor	Number of Shares of Stock	Actual Cost	Par Value	Paid for Accrued Interest and Dividends	NAIC Designation, NAIC Designation Modifier and SVO Admini- strative Symbol
91282C-KU-4	UNITED STATES TREASURY06/07/2024	CITADEL SECURITIES LLC		683,765	676,000	854	1.A
0109999999. Subtotal - Bonds - U.S. Governments						683,765	676,000	854	XXX
3132DW-GF-4	FH SD8298 - RMBS04/10/2024	GOLDMAN		93,501	99,801	137	1.A
3132DW-GH-0	FH SD8300 - RMBS05/29/2024	GOLDMAN		338,935	346,156	1,534	1.A
3133KR-M3-5	FH RA9378 - RMBS05/29/2024	GOLDMAN		136,281	139,084	616	1.A
3140AO-AR-0	FN DA0015 - RMBS05/29/2024	BARCLAYS CAPITAL INC FIXED INC		109,619	111,972	496	1.A
3140QS-3Y-5	FN CB7114 - RMBS05/29/2024	CITIGROUP GLOBAL MARKETS INC.		398,595	406,989	1,803	1.A
31418E-HK-9	FN MA4733 - RMBS04/01/2024	GOLDMAN		668,046	704,946	176	1.A
0909999999. Subtotal - Bonds - U.S. Special Revenues						1,744,977	1,808,948	4,763	XXX
202795-JZ-4	COMMONWEALTH EDISON CO05/06/2024	US BANCORP INVESTMENTS INC.		74,732	75,000	0	1.F FE
341081-GU-5	FLORIDA POWER & LIGHT CO05/28/2024	CITIGROUP GLOBAL MARKETS INC.		129,557	130,000	0	1.D FE
361448-BM-4	GATX CORP06/03/2024	MORGAN STANLEY CO		30,763	30,000	403	2.B FE
45687V-AF-3	INGERSOLL RAND INC05/07/2024	GOLDMAN		104,935	105,000	0	2.B FE
66815L-2S-7	NORTHWESTERN MUTUAL GLOBAL FUNDING05/20/2024	Bank of America Securities		134,961	135,000	0	1.A FE
67077M-BD-9	NUTRIEN LTD06/17/2024	GOLDMAN		69,760	70,000	0	2.B FE
92345Y-AJ-5	VERISK ANALYTICS INC05/21/2024	Bank of America Securities		73,776	75,000	0	2.B FE
1109999999. Subtotal - Bonds - Industrial and Miscellaneous (Unaffiliated)						618,482	620,000	403	XXX
2509999997. Total - Bonds - Part 3						3,047,224	3,104,948	6,020	XXX
2509999998. Total - Bonds - Part 5						XXX	XXX	XXX	XXX
2509999999. Total - Bonds						3,047,224	3,104,948	6,020	XXX
4509999997. Total - Preferred Stocks - Part 3						0	XXX	0	XXX
4509999998. Total - Preferred Stocks - Part 5						XXX	XXX	XXX	XXX
4509999999. Total - Preferred Stocks						0	XXX	0	XXX
5989999997. Total - Common Stocks - Part 3						0	XXX	0	XXX
5989999998. Total - Common Stocks - Part 5						XXX	XXX	XXX	XXX
5989999999. Total - Common Stocks						0	XXX	0	XXX
5999999999. Total - Preferred and Common Stocks						0	XXX	0	XXX
6009999999 - Totals						3,047,224	XXX	6,020	XXX

STATEMENT AS OF JUNE 30, 2024 OF THE HUMANA MEDICAL PLAN OF MICHIGAN INC.

SCHEDULE D - PART 4

Show All Long-Term Bonds and Stock Sold, Redeemed or Otherwise Disposed of During the Current Quarter

1	2	3	4	5	6	7	8	9	10	Change In Book/Adjusted Carrying Value					16	17	18	19	20	21	22
										11	12	13	14	15							
CUSIP Identification	Description	For- eign	Disposal Date	Name of Purchaser	Number of Shares of Stock	Consid- eration	Par Value	Actual Cost	Prior Year Book/ Adjusted Carrying Value	Unrealized Valuation Increase/ (Decrease)	Current Year's (Amor- tization)/ Accretion	Current Year's Other Than Temporary Impairment Recogn- ized	Total Change in Book/ Adjusted Carrying Value (11 + 12 - 13)	Total Foreign Exchange Change in Book /Adjusted Carrying Value	Book/ Adjusted Carrying Value at Disposal Date	Foreign Exchange Gain (Loss) on Disposal	Realized Gain (Loss) on Disposal	Total Gain (Loss) on Disposal	Bond Interest/ Stock Dividends Received During Year	Stated Con- tractual Maturity Date	NAIC Desig- nation, NAIC Desig- nation Modifier and SVO Admini- strative Symbol
..181059-UM-6	CLARK QNTY NEV SCH DIST		06/15/2024	Maturity @ 100.00		100,000	100,000	123,808	101,442	0	(1,442)	0	(1,442)	0	100,000	0	0	0	2,500	06/15/2024	1.E FE
0709999999	Subtotal - Bonds - U.S. Political Subdivisions of States, Territories and Possessions					100,000	100,000	123,808	101,442	0	(1,442)	0	(1,442)	0	100,000	0	0	0	2,500	XXX	XXX
..3131XX-WS-6	FH ZM4257 - RMBS		06/01/2024	Paydown		1,392	1,392	1,482	1,533	0	(140)	0	(140)	0	1,392	0	0	0	21	09/01/2047	1.A
..3132AD-T9-9	FH ZT1476 - RMBS		06/01/2024	Paydown		32	32	34	35	0	(3)	0	(3)	0	32	0	0	0	0	02/01/2048	1.A
..3132DM-4N-2	FH SD0829 - RMBS		06/01/2024	Paydown		27,396	27,396	28,260	28,213	0	(817)	0	(817)	0	27,396	0	0	0	343	01/01/2052	1.A
..3132DN-E2-5	FH SD1053 - RMBS		06/01/2024	Paydown		2,906	2,906	2,919	2,918	0	(12)	0	(12)	0	2,906	0	0	0	41	06/01/2052	1.A
..3132DN-G5-6	FH SD1120 - RMBS		06/01/2024	Paydown		13,737	13,737	13,969	13,963	0	(226)	0	(226)	0	13,737	0	0	0	269	06/01/2052	1.A
..3132DN-NS-8	FH SD1301 - RMBS		06/01/2024	Paydown		37,635	37,635	38,534	38,507	0	(873)	0	(873)	0	37,635	0	0	0	733	07/01/2052	1.A
..3132DN-QH-9	FH SD1356 - RMBS		06/01/2024	Paydown		44,181	44,181	45,141	45,119	0	(937)	0	(937)	0	44,181	0	0	0	961	07/01/2052	1.A
..3132DN-VJ-9	FH SD1517 - RMBS		06/01/2024	Paydown		1,099	1,099	1,100	1,099	0	(1)	0	(1)	0	1,099	0	0	0	21	09/01/2052	1.A
..3132DV-SZ-4	FH SD8064 - RMBS		06/01/2024	Paydown		6,321	6,321	6,047	6,045	0	275	0	275	0	6,321	0	0	0	95	05/01/2050	1.A
..3132DV-LA-1	FH SD7521 - RMBS		06/01/2024	Paydown		3,658	3,658	3,916	3,935	0	(276)	0	(276)	0	3,658	0	0	0	39	07/01/2050	1.A
..3132DV-LC-7	FH SD7523 - RMBS		06/01/2024	Paydown		1,752	1,752	1,869	1,878	0	(126)	0	(126)	0	1,752	0	0	0	19	08/01/2050	1.A
..3132DV-LV-5	FH SD7540 - RMBS		06/01/2024	Paydown		2,170	2,170	2,289	2,288	0	(117)	0	(117)	0	2,170	0	0	0	23	05/01/2051	1.A
..3132DV-GF-4	FH SD8298 - RMBS		06/01/2024	Paydown		1,264	1,264	1,184	0	0	80	0	80	0	1,264	0	0	0	8	02/01/2053	1.A
..3132DV-GH-0	FH SD8300 - RMBS		06/01/2024	Paydown		2,758	2,758	2,700	0	0	58	0	58	0	2,758	0	0	0	13	02/01/2051	1.A
..31334Y-P5-0	FH QA2244 - RMBS		06/01/2024	Paydown		481	481	510	521	0	(41)	0	(41)	0	481	0	0	0	6	07/01/2046	1.A
..3133AG-BN-8	FH QB9045 - RMBS		06/01/2024	Paydown		2,300	2,300	2,366	2,363	0	(63)	0	(63)	0	2,300	0	0	0	20	02/01/2051	1.A
..3133AG-BR-9	FH QB9048 - RMBS		06/01/2024	Paydown		2,726	2,726	2,794	2,793	0	(67)	0	(67)	0	2,726	0	0	0	20	02/01/2051	1.A
..3133AS-KA-0	FH QC7489 - RMBS		06/01/2024	Paydown		668	668	679	678	0	(10)	0	(10)	0	668	0	0	0	6	09/01/2051	1.A
..3133BG-C6-3	FH QE6393 - RMBS		06/01/2024	Paydown		15,530	15,530	15,622	15,623	0	(93)	0	(93)	0	15,530	0	0	0	276	07/01/2052	1.A
..3133BJ-NS-7	FH QE8501 - RMBS		06/01/2024	Paydown		60,662	60,662	61,022	61,013	0	(351)	0	(351)	0	60,662	0	0	0	1,314	08/01/2052	1.A
..3133BM-Q6-5	FH QF0477 - RMBS		06/01/2024	Paydown		61,242	61,242	61,826	61,822	0	(580)	0	(580)	0	61,242	0	0	0	1,206	09/01/2052	1.A
..3133KX-3X-5	FH RA4414 - RMBS		06/01/2024	Paydown		5,897	5,897	6,267	6,284	0	(387)	0	(387)	0	5,897	0	0	0	60	01/01/2051	1.A
..3133KM-RT-4	FH RA5898 - RMBS		06/01/2024	Paydown		1,154	1,154	1,173	1,172	0	(18)	0	(18)	0	1,154	0	0	0	10	09/01/2051	1.A
..3133KN-KX-0	FH RA6610 - RMBS		06/01/2024	Paydown		20,947	20,947	21,435	21,419	0	(472)	0	(472)	0	20,947	0	0	0	253	01/01/2052	1.A
..3133KP-YM-4	FH RA7916 - RMBS		06/01/2024	Paydown		1,924	1,924	1,874	1,875	0	49	0	49	0	1,924	0	0	0	31	09/01/2052	1.A
..3133KQ-XY-7	FH RAB795 - RMBS		06/01/2024	Paydown		68,238	68,238	69,795	69,760	0	(1,522)	0	(1,522)	0	68,238	0	0	0	1,455	04/01/2053	1.A
..3133KR-M3-5	FH RA9378 - RMBS		06/01/2024	Paydown		196	196	192	0	0	4	0	4	0	196	0	0	0	1	07/01/2053	1.A
..3140AO-AR-0	FN DA0015 - RMBS		06/01/2024	Paydown		175	175	171	0	0	4	0	4	0	175	0	0	0	1	09/01/2053	1.A
..3140HD-7A-6	FN BK0888 - RMBS		06/01/2024	Paydown		1,183	1,183	1,277	1,400	0	(217)	0	(217)	0	1,183	0	0	0	22	07/01/2048	1.A
..3140J7-U6-0	FN BM3304 - RMBS		06/01/2024	Paydown		8	8	8	8	0	0	0	0	0	8	0	0	0	0	12/01/2047	1.A
..3140JB-UX-9	FN BMA197 - RMBS		06/01/2024	Paydown		153	153	162	165	0	(13)	0	(13)	0	153	0	0	0	2	03/01/2047	1.A
..3140MR-2N-6	FN BW0780 - RMBS		06/01/2024	Paydown		5,977	5,977	6,051	6,048	0	(71)	0	(71)	0	5,977	0	0	0	111	08/01/2052	1.A
..3140MY-AD-4	FN BW6303 - RMBS		06/01/2024	Paydown		44,007	44,007	44,426	44,457	0	(450)	0	(450)	0	44,007	0	0	0	916	08/01/2052	1.A
..3140O9-MM-2	FN CA2163 - RMBS		06/01/2024	Paydown		29,251	29,251	29,073	29,073	0	178	0	178	0	29,251	0	0	0	510	08/01/2048	1.A
..3140QE-AP-7	FN CA6313 - RMBS		06/01/2024	Paydown		1,398	1,398	1,493	1,522	0	(124)	0	(124)	0	1,398	0	0	0	16	07/01/2050	1.A
..3140QE-DX-7	FN CA6417 - RMBS		06/01/2024	Paydown		168	168	180	183	0	(15)	0	(15)	0	168	0	0	0	2	07/01/2050	1.A
..3140QE-KY-7	FN CA6610 - RMBS		06/01/2024	Paydown		104	104	111	113	0	(9)	0	(9)	0	104	0	0	0	1	08/01/2050	1.A
..3140QE-YJ-5	FN CA7012 - RMBS		06/01/2024	Paydown		3,932	3,932	4,032	4,032	0	(100)	0	(100)	0	3,932	0	0	0	32	09/01/2050	1.A
..3140OF-4E-6	FN CA8020 - RMBS		06/01/2024	Paydown		1,340	1,340	1,422	1,422	0	(83)	0	(83)	0	1,340	0	0	0	14	12/01/2050	1.A
..3140OG-3C-9	FN CA8894 - RMBS		06/01/2024	Paydown		4,019	4,019	4,291	4,286	0	(267)	0	(267)	0	4,019	0	0	0	43	02/01/2051	1.A
..3140OG-ZO-3	FN CA8850 - RMBS		06/01/2024	Paydown		3,745	3,745	3,882	3,875	0	(130)	0	(130)	0	3,745	0	0	0	32	02/01/2051	1.A
..3140QL-MY-9	FN CB1274 - RMBS		06/01/2024	Paydown		2,593	2,593	2,710	2,705	0	(112)	0	(112)	0	2,593	0	0	0	28	08/01/2051	1.A
..3140QM-ST-7	FN CB2657 - RMBS		06/01/2024	Paydown		1,720	1,720	1,755	1,753	0	(33)	0	(33)	0	1,720	0	0	0	22	01/01/2052	1.A
..3140QM-VP-6	FN CB2421 - RMBS		06/01/2024	Paydown		2,399	2,399	2,530	2,522	0	(123)	0	(123)	0	2,399	0	0	0	28	12/01/2051	1.A

STATEMENT AS OF JUNE 30, 2024 OF THE HUMANA MEDICAL PLAN OF MICHIGAN INC.

SCHEDULE D - PART 4

Show All Long-Term Bonds and Stock Sold, Redeemed or Otherwise Disposed of During the Current Quarter

1	2	3	4	5	6	7	8	9	10	Change In Book/Adjusted Carrying Value					16	17	18	19	20	21	22
										11	12	13	14	15							
CUSIP Identification	Description	For- eign	Disposal Date	Name of Purchaser	Number of Shares of Stock	Consid- eration	Par Value	Actual Cost	Prior Year Book/ Adjusted Carrying Value	Unrealized Valuation Increase/ (Decrease)	Current Year's (Amor- tization)/ Accretion	Current Year's Other Than Temporary Impairment Recogn- ized	Total Change in Book/ Adjusted Carrying Value (11 + 12 - 13)	Total Foreign Exchange Change in Book /Adjusted Carrying Value	Book/ Adjusted Carrying Value at Disposal Date	Foreign Exchange Gain (Loss) on Disposal	Realized Gain (Loss) on Disposal	Total Gain (Loss) on Disposal	Bond Interest/ Stock Dividends Received During Year	Stated Con- tractual Maturity Date	NAIC Desig- nation, NAIC Desig- nation Modifier and SVO Admini- strative Symbol
..31400P-BA-4	FN CB3632 - RMBS		06/01/2024	Paydown		65,394	65,394	67,488	67,483	0	(2,070)	0	(2,070)	0	65,394	0	0	0	1,235	05/01/2052	1.A
..31400P-BG-1	FN CB3638 - RMBS		06/01/2024	Paydown		2,890	2,890	2,937	2,937	0	(46)	0	(46)	0	2,890	0	0	0	57	05/01/2052	1.A
..31400P-ZB-6	FN CB4337 - RMBS		06/01/2024	Paydown		9,353	9,353	9,526	9,519	0	(166)	0	(166)	0	9,353	0	0	0	179	08/01/2052	1.A
..31400P-ZE-0	FN CB4340 - RMBS		06/01/2024	Paydown		4,159	4,159	4,176	4,174	0	(15)	0	(15)	0	4,159	0	0	0	81	08/01/2052	1.A
..31400Q-F6-7	FN CB4688 - RMBS		06/01/2024	Paydown		42,580	42,580	43,831	43,821	0	(1,241)	0	(1,241)	0	42,580	0	0	0	947	09/01/2052	1.A
..31400S-3Y-5	FN CB7114 - RMBS		06/01/2024	Paydown		1,842	1,842	1,804	0	0	38	0	38	0	1,842	0	0	0	8	09/01/2053	1.A
..3140X4-DF-0	FN FM1001 - RMBS		06/01/2024	Paydown		41	41	44	46	0	(4)	0	(4)	0	41	0	0	0	1	11/01/2048	1.A
..3140X6-UC-3	FN FM3278 - RMBS		06/01/2024	Paydown		38	38	40	42	0	(4)	0	(4)	0	38	0	0	0	1	11/01/2048	1.A
..3140X8-3F-2	FN FM5297 - RMBS		06/01/2024	Paydown		25	25	26	27	0	25	0	(2)	0	25	0	0	0	0	11/01/2050	1.A
..3140X8-G6-8	FN FM4720 - RMBS		06/01/2024	Paydown		1,175	1,175	1,255	1,277	0	(102)	0	(102)	0	1,175	0	0	0	15	10/01/2050	1.A
..3140X8-UU-9	FN FM5094 - RMBS		06/01/2024	Paydown		6,312	6,312	6,746	7,029	0	(717)	0	(717)	0	6,312	0	0	0	94	06/01/2049	1.A
..3140X8-Y6-8	FN FM5232 - RMBS		06/01/2024	Paydown		20	20	21	21	0	(2)	0	(2)	0	20	0	0	0	0	06/01/2050	1.A
..3140X8-Y7-6	FN FM5233 - RMBS		06/01/2024	Paydown		540	540	575	578	0	(39)	0	(39)	0	540	0	0	0	6	11/01/2051	1.A
..3140X9-JB-2	FN FM5657 - RMBS		06/01/2024	Paydown		5	5	5	5	0	0	0	0	0	5	0	0	0	0	12/01/2050	1.A
..3140X9-JK-2	FN FM5665 - RMBS		06/01/2024	Paydown		56	56	60	62	0	(6)	0	(6)	0	56	0	0	0	1	08/01/2048	1.A
..3140X9-TY-1	FN FM5966 - RMBS		06/01/2024	Paydown		1,740	1,740	1,780	1,779	0	(39)	0	(39)	0	1,740	0	0	0	16	02/01/2051	1.A
..3140X9-UJ-2	FN FM5984 - RMBS		06/01/2024	Paydown		4,453	4,453	4,601	4,596	0	(143)	0	(143)	0	4,453	0	0	0	37	02/01/2051	1.A
..3140XB-QD-5	FN FM7651 - RMBS		06/01/2024	Paydown		51,990	51,990	53,314	53,458	0	(1,469)	0	(1,469)	0	51,990	0	0	0	1,000	09/01/2049	1.A
..3140XB-X7-0	FN FM7901 - RMBS		06/01/2024	Paydown		1,084	1,084	1,130	1,130	0	(47)	0	(47)	0	1,084	0	0	0	11	07/01/2051	1.A
..3140XC-4Z-8	FN FM8939 - RMBS		06/01/2024	Paydown		1,682	1,682	1,698	1,697	0	(15)	0	(15)	0	1,682	0	0	0	14	10/01/2051	1.A
..3140XC-YX-0	FN FM8825 - RMBS		06/01/2024	Paydown		1,226	1,226	1,246	1,245	0	(19)	0	(19)	0	1,226	0	0	0	11	09/01/2051	1.A
..3140XD-2J-4	FN FM9776 - RMBS		06/01/2024	Paydown		16,668	16,668	17,114	17,114	0	(446)	0	(446)	0	16,668	0	0	0	215	11/01/2051	1.A
..3140XF-H3-8	FN FS0249 - RMBS		06/01/2024	Paydown		15,030	15,030	15,631	15,586	0	(556)	0	(556)	0	15,030	0	0	0	208	01/01/2052	1.A
..3140XF-H5-3	FN FS0251 - RMBS		06/01/2024	Paydown		9,488	9,488	9,834	9,813	0	(325)	0	(325)	0	9,488	0	0	0	114	01/01/2052	1.A
..3140XF-HY-0	FN FS0246 - RMBS		06/01/2024	Paydown		351	351	366	366	0	(14)	0	(14)	0	351	0	0	0	5	01/01/2052	1.A
..3140XF-LL-3	FN FS0330 - RMBS		06/01/2024	Paydown		13,165	13,165	13,612	13,588	0	(423)	0	(423)	0	13,165	0	0	0	164	01/01/2052	1.A
..3140XG-7F-0	FN FS1793 - RMBS		06/01/2024	Paydown		21,575	21,575	21,688	21,685	0	(110)	0	(110)	0	21,575	0	0	0	307	05/01/2052	1.A
..3140XG-CH-0	FN FS0971 - RMBS		06/01/2024	Paydown		5,682	5,682	5,713	5,713	0	(31)	0	(31)	0	5,682	0	0	0	83	01/01/2052	1.A
..3140XG-VJ-5	FN FS1516 - RMBS		06/01/2024	Paydown		71,801	71,801	71,745	71,741	0	60	0	60	0	71,801	0	0	0	1,299	05/01/2052	1.A
..3140XG-WM-7	FN FS1551 - RMBS		06/01/2024	Paydown		2,629	2,629	2,648	2,648	0	(19)	0	(19)	0	2,629	0	0	0	45	03/01/2050	1.A
..3140XG-2A-0	FN FS1636 - RMBS		06/01/2024	Paydown		46,927	46,927	47,037	47,021	0	(94)	0	(94)	0	46,927	0	0	0	862	04/01/2052	1.A
..3140XH-3U-9	FN FS2610 - RMBS		06/01/2024	Paydown		3,011	3,011	3,058	3,056	0	(45)	0	(45)	0	3,011	0	0	0	57	08/01/2052	1.A
..3140XH-6Y-8	FN FS2686 - RMBS		06/01/2024	Paydown		8,765	8,765	8,828	8,832	0	(68)	0	(68)	0	8,765	0	0	0	160	08/01/2052	1.A
..3140XH-JL-2	FN FS2066 - RMBS		06/01/2024	Paydown		19,341	19,341	18,329	18,327	0	1,014	0	1,014	0	19,341	0	0	0	303	06/01/2052	1.A
..3140XH-NC-7	FN FS2186 - RMBS		06/01/2024	Paydown		15,764	15,764	15,136	15,133	0	631	0	631	0	15,764	0	0	0	271	06/01/2052	1.A
..3140XJ-LC-5	FN FS3022 - RMBS		06/01/2024	Paydown		1,754	1,754	1,704	1,706	0	48	0	48	0	1,754	0	0	0	25	10/01/2052	1.A
..3140XJ-OG-1	FN FS3154 - RMBS		06/01/2024	Paydown		2,964	2,964	2,928	2,928	0	35	0	35	0	2,964	0	0	0	60	07/01/2052	1.A
..3140XL-5L-8	FN FS5350 - RMBS		06/01/2024	Paydown		181,694	181,694	173,972	173,940	0	7,754	0	7,754	0	181,694	0	0	0	2,887	10/01/2052	1.A
..31410L-XE-7	FN 890877 - RMBS		06/01/2024	Paydown		91	91	97	100	0	(9)	0	(9)	0	91	0	0	0	1	07/01/2048	1.A
..31418C-MG-6	FN MA3058 - RMBS		06/01/2024	Paydown		5,736	5,736	6,205	6,533	0	(797)	0	(797)	0	5,736	0	0	0	96	07/01/2047	1.A
..31418C-U7-7	FN MA3305 - RMBS		06/01/2024	Paydown		77	77	83	86	0	(8)	0	(8)	0	77	0	0	0	1	03/01/2048	1.A
..31418C-V2-7	FN MA3332 - RMBS		06/01/2024	Paydown		142	142	151	157	0	(15)	0	(15)	0	142	0	0	0	2	04/01/2048	1.A
..31418D-HL-9	FN MA3834 - RMBS		06/01/2024	Paydown		1,858	1,858	1,941	2,001	0	(143)	0	(143)	0	1,858	0	0	0	24	11/01/2049	1.A
..31418E-HK-9	FN MA4733 - RMBS		06/01/2024	Paydown		9,058	9,058	8,584	0	0	474	0	474	0	9,058	0	0	0	53	09/01/2052	1.A
..35563P-JF-7	SCRT 2019-1 MA - CMO/RMBS		06/01/2024	Paydown		1,696	1,696	1,706	1,708	0	(12)	0	(12)	0	1,696	0	0	0	24	07/25/2058	1.A
..35563P-KG-3	SCRT 2019-2 MA - CMO/RMBS		06/01/2024	Paydown		649	649	659	655	0	(6)	0	(6)	0	649	0	0	0	9	08/26/2058	1.A

STATEMENT AS OF JUNE 30, 2024 OF THE HUMANA MEDICAL PLAN OF MICHIGAN INC.

SCHEDULE D - PART 4

Show All Long-Term Bonds and Stock Sold, Redeemed or Otherwise Disposed of During the Current Quarter

1	2	3	4	5	6	7	8	9	10	Change In Book/Adjusted Carrying Value					16	17	18	19	20	21	22
										11	12	13	14	15							
CUSIP Identification	Description	For- eign	Disposal Date	Name of Purchaser	Number of Shares of Stock	Consid- eration	Par Value	Actual Cost	Prior Year Book/ Adjusted Carrying Value	Unrealized Valuation Increase/ (Decrease)	Current Year's (Amor- tization)/ Accretion	Current Year's Other Than Temporary Impairment Recogn- ized	Total Change in Book/ Adjusted Carrying Value (11 + 12 - 13)	Total Foreign Exchange Change in Book /Adjusted Carrying Value	Book/ Adjusted Carrying Value at Disposal Date	Foreign Exchange Gain (Loss) on Disposal	Realized Gain (Loss) on Disposal	Total Gain (Loss) on Disposal	Bond Interest/ Stock Dividends Received During Year	Stated Con- tractual Maturity Date	NAIC Desig- nation, NAIC Desig- nation Modifier and SVO Admini- strative Symbol
..35563P-LH-0	SCRT 2019-3 MA - CMO/RMBS	06/01/2024	Paydown	1,260	1,260	1,317	1,299	0	(38)	0	(38)	0	1,260	0	0	0	18	10/25/2058	1.A
..35563P-ML-0	SCRT 2019-4 MA - CMO/RMBS	06/01/2024	Paydown	897	897	917	910	0	(13)	0	(13)	0	897	0	0	0	11	02/25/2059	1.A
..68607V-M9-3	OREGON ST DEPT ADMINISTRATIVE SVCS LOTTE	04/01/2024	Maturity @ 100.00	10,000	10,000	11,590	10,081	0	(81)	0	(81)	0	10,000	0	0	0	250	04/01/2024	1.C FE
..735389-B2-3	PORT SEATTLE WASH REV	05/01/2024	Maturity @ 100.00	20,000	20,000	23,947	20,207	0	(207)	0	(207)	0	20,000	0	0	0	500	05/01/2024	1.D FE
..735389-ZL-5	PORT SEATTLE WASH REV	05/01/2024	Maturity @ 100.00	30,000	30,000	35,921	30,311	0	(311)	0	(311)	0	30,000	0	0	0	750	05/01/2024	1.D FE
0909999999. Subtotal - Bonds - U.S. Special Revenues						1,205,112	1,205,112	1,223,345	1,198,575	0	(8,098)	0	(8,098)	0	1,205,112	0	0	0	21,539	XXX	XXX
..013817-AW-1	HOWMET AEROSPACE INC	06/26/2024	Call @ 100.00	7,000	7,000	7,035	7,004	0	(4)	0	(4)	0	7,000	0	0	0	179	10/01/2024	2.C FE
..025816-CV-9	AMERICAN EXPRESS CO	05/03/2024	Maturity @ 100.00	130,000	130,000	129,987	129,998	0	2	0	2	0	130,000	0	0	0	2,194	05/03/2024	1.F FE
..05608W-AA-2	BX 2021-SOAR A - CMBS	05/15/2024	Paydown	601	601	601	601	0	0	0	0	0	601	0	0	0	16	06/15/2038	1.A FE
..05610H-AA-1	BX 22LP2 A - CMBS	05/15/2024	Paydown	3,444	3,444	3,430	3,451	0	(7)	0	(7)	0	3,444	0	0	0	82	02/15/2039	1.A FE
..14040H-CQ-6	CAPITAL ONE FINANCIAL CORP	05/06/2024	Call @ 100.00	255,000	255,000	255,000	255,000	0	0	0	0	0	255,000	0	0	0	5,312	05/09/2025	2.A FE
..36262W-AJ-5	GSIMBS 21PJ8 A8 - CMO/RMBS	06/01/2024	Paydown	2,450	2,450	2,507	2,500	0	(50)	0	(50)	0	2,450	0	0	0	25	01/25/2052	1.A FE
..36318W-AK-6	GALXY XV ARR - CDO	04/15/2024	Paydown	52,834	52,834	52,834	52,834	0	0	0	0	0	52,834	0	0	0	1,759	10/15/2030	1.A FE
..46592W-AF-3	JPMIT 2112 A4 - CMO/RMBS	06/01/2024	Paydown	2,993	2,993	3,043	3,036	0	(44)	0	(44)	0	2,993	0	0	0	31	02/25/2052	1.A FE
..46653X-AE-0	JPMIT 2021-INV5 A2A - CMO/RMBS	06/01/2024	Paydown	1,518	1,518	1,535	1,533	0	(16)	0	(16)	0	1,518	0	0	0	15	12/26/2051	1.A FE
..46654W-AH-4	JPMIT 221 A4 - CMO/RMBS	06/01/2024	Paydown	4,138	4,138	4,100	4,108	0	30	0	30	0	4,138	0	0	0	43	07/25/2052	1.A FE
..526057-BZ-6	LENNAR CORP	04/30/2024	Maturity @ 100.00	20,000	20,000	20,975	20,019	0	(19)	0	(19)	0	20,000	0	0	0	450	04/30/2024	2.B FE
..63942E-AA-6	NAVSL 2021-E A - ABS	06/15/2024	Paydown	2,607	2,607	2,607	2,607	0	0	0	0	0	2,607	0	0	0	11	12/16/2069	1.A FE
..693342-AA-5	PCG 2022-A A1 - ABS	06/01/2024	Paydown	9,999	9,999	9,999	9,999	0	0	0	0	0	9,999	0	0	0	180	07/01/2032	1.A FE
..75524K-NQ-3	CITIZENS BANK NA	05/23/2024	Unknown	275,000	275,000	275,000	275,000	0	0	0	0	0	275,000	0	0	0	5,664	05/23/2025	2.A FE
..87272H-AA-8	TIA III A - CDO	C.....	04/16/2024	Paydown	33,901	33,901	33,901	33,901	0	0	0	0	0	33,901	0	0	0	1,166	01/16/2031	1.A FE
..88167A-AL-5	TEVA PHARMACEUTICAL FINANCE NETHERLANDS	C.....	04/15/2024	Maturity @ 100.00	200,000	200,000	205,000	199,324	717	(41)	0	676	0	200,000	0	0	0	6,000	04/15/2024	3.C FE
1109999999. Subtotal - Bonds - Industrial and Miscellaneous (Unaffiliated)						1,001,484	1,001,484	1,007,552	1,000,914	717	(148)	0	569	0	1,001,484	0	0	0	23,126	XXX	XXX
2509999997. Total - Bonds - Part 4						2,306,595	2,306,595	2,354,705	2,300,931	717	(9,688)	0	(8,971)	0	2,306,595	0	0	0	47,166	XXX	XXX
2509999998. Total - Bonds - Part 5						XXX	XXX	XXX	XXX	XXX	XXX	XXX	XXX	XXX	XXX	XXX	XXX	XXX	XXX	XXX	XXX
2509999999. Total - Bonds						2,306,595	2,306,595	2,354,705	2,300,931	717	(9,688)	0	(8,971)	0	2,306,595	0	0	0	47,166	XXX	XXX
4509999997. Total - Preferred Stocks - Part 4						0	XXX	0	0	0	0	0	0	0	0	0	0	0	0	XXX	XXX
4509999998. Total - Preferred Stocks - Part 5						XXX	XXX	XXX	XXX	XXX	XXX	XXX	XXX	XXX	XXX	XXX	XXX	XXX	XXX	XXX	XXX
4509999999. Total - Preferred Stocks						0	XXX	0	0	0	0	0	0	0	0	0	0	0	0	XXX	XXX
5989999997. Total - Common Stocks - Part 4						0	XXX	0	0	0	0	0	0	0	0	0	0	0	0	XXX	XXX
5989999998. Total - Common Stocks - Part 5						XXX	XXX	XXX	XXX	XXX	XXX	XXX	XXX	XXX	XXX	XXX	XXX	XXX	XXX	XXX	XXX
5989999999. Total - Common Stocks						0	XXX	0	0	0	0	0	0	0	0	0	0	0	0	XXX	XXX
5999999999. Total - Preferred and Common Stocks						0	XXX	0	0	0	0	0	0	0	0	0	0	0	0	XXX	XXX
6009999999 - Totals						2,306,595	XXX	2,354,705	2,300,931	717	(9,688)	0	(8,971)	0	2,306,595	0	0	0	47,166	XXX	XXX

Schedule DB - Part A - Section 1 - Options, Caps, Floors, Collars, Swaps and Forwards Open
N O N E

Schedule DB - Part B - Section 1 - Futures Contracts Open
N O N E

Schedule DB - Part B - Section 1B - Brokers with whom cash deposits have been made
N O N E

Schedule DB - Part D - Section 1 - Counterparty Exposure for Derivative Instruments Open
N O N E

Schedule DB - Part D-Section 2 - Collateral for Derivative Instruments Open - Pledged By
N O N E

Schedule DB - Part D-Section 2 - Collateral for Derivative Instruments Open - Pledged To
N O N E

Schedule DB - Part E - Derivatives Hedging Variable Annuity Guarantees
N O N E

SCHEDULE DL - PART 1
SECURITIES LENDING COLLATERAL ASSETS

Reinvested Collateral Assets Owned Current Statement Date
(Securities lending collateral assets reported in aggregate on Line 10 of the Assets page (Line 9 for Separate Accounts)
and not included on Schedules A, B, BA, D, DB and E)

1	2	3	4	5	6	7
CUSIP Identification	Description	Code	NAIC Designation, NAIC Designation Modifier and SVO Administrative Symbol	Fair Value	Book/Adjusted Carrying Value	Maturity Date
0109999999	Total - U.S. Government Bonds			0	0	XXX
0309999999	Total - All Other Government Bonds			0	0	XXX
0509999999	Total - U.S. States, Territories and Possessions Bonds			0	0	XXX
0709999999	Total - U.S. Political Subdivisions Bonds			0	0	XXX
0909999999	Total - U.S. Special Revenues Bonds			0	0	XXX
1109999999	Total - Industrial and Miscellaneous (Unaffiliated) Bonds			0	0	XXX
1309999999	Total - Hybrid Securities			0	0	XXX
1509999999	Total - Parent, Subsidiaries and Affiliates Bonds			0	0	XXX
1909999999	Subtotal - Unaffiliated Bank Loans			0	0	XXX
2419999999	Total - Issuer Obligations			0	0	XXX
2429999999	Total - Residential Mortgage-Backed Securities			0	0	XXX
2439999999	Total - Commercial Mortgage-Backed Securities			0	0	XXX
2449999999	Total - Other Loan-Backed and Structured Securities			0	0	XXX
2459999999	Total - SVO Identified Funds			0	0	XXX
2469999999	Total - Affiliated Bank Loans			0	0	XXX
2479999999	Total - Unaffiliated Bank Loans			0	0	XXX
2489999999	Total - Unaffiliated Certificates of Deposit			0	0	XXX
2509999999	Total Bonds			0	0	XXX
4109999999	Total - Preferred Stocks (Schedule D, Part 2, Section 1 type) - Industrial and Miscellaneous (Unaffiliated)			0	0	XXX
4409999999	Total - Preferred Stocks (Schedule D, Part 2, Section 1 type) - Parent, Subsidiaries and Affiliates			0	0	XXX
4509999999	Total - Preferred Stocks (Schedule D, Part 2, Section 1 type)			0	0	XXX
5109999999	Total - Common Stocks (Schedule D, Part 2, Section 2 type) - Industrial and Miscellaneous (Unaffiliated)			0	0	XXX
5409999999	Total - Common Stocks (Schedule D, Part 2, Section 2 type) - Mutual Funds			0	0	XXX
5609999999	Total - Common Stocks (Schedule D, Part 2, Section 2 type) - Unit Investment Trusts			0	0	XXX
5809999999	Total - Common Stocks (Schedule D, Part 2, Section 2 type) - Closed-End Funds			0	0	XXX
5979999999	Total - Common Stocks (Schedule D, Part 2, Section 2 type) - Parent, Subsidiaries and Affiliates			0	0	XXX
5989999999	Total - Common Stocks (Schedule D, Part 2, Section 2 type)			0	0	XXX
5999999999	Total - Preferred and Common Stocks			0	0	XXX
.....	TD PRIME SERVICES LLC	1.E	8,753	8,753	07/01/2024
.....	BOFA SECURITIES, INC	1.E	7,659	7,659	07/01/2024
.....	HSBC SECURITIES USA INC	1.E	7,659	7,659	07/01/2024
.....	CF SECURED LLC	1.E	6,337	6,337	07/01/2024
.....	BOFA SECURITIES, INC	1.C	5,470	5,470	07/01/2024
.....	MIZUHO SECURITIES USA INC	1.E	3,993	3,993	07/01/2024
20271E-J6-7	COMMONWEALTH BANK AUS, NEW YORK	1.E	1,094	1,094	12/20/2024
.....	DZ BANK AG NEW YORK	1.E	1,094	1,094	07/01/2024
.....	RABOBANK NEW YORK	1.D	1,094	1,094	07/01/2024
.....	SKANDI NY	1.C	1,094	1,094	07/01/2024
.....	LHT N.Y.	1.C	1,094	1,094	07/01/2024
.....	SANTANDER US CAPITAL MARKETS LLC	1.C	1,094	1,094	07/01/2024
.....	DNB NOR BANK ASA NEW YORK	1.C	1,094	1,094	07/01/2024
.....	NORDEA BANK ABP, NEW YORK BRANCH	1.E	1,094	1,094	07/01/2024
.....	ROYAL BANK OF CANADA	1.E	1,094	1,094	07/01/2024
.....	SVENSKA NY	1.C	1,094	1,094	07/01/2024
.....	ABN Amro Bank N.V.	1.C	1,094	1,094	07/01/2024
.....	CANADIAN IMPERIAL BANK TOR	1,094	1,094	07/01/2024
69034C-PU-6	OCBC NEW YORK	1,094	1,094	09/13/2024
05253M-VY-7	AUSTRALIA AND NEW ZEALAND BK GRP LT	547	547	12/17/2024
9709999999	Subtotal - Cash Equivalents (Schedule E Part 2 type)			54,641	54,641	XXX
9999999999	Totals			54,641	54,641	XXX

General Interrogatories:

1. Total activity for the year
- Fair Value \$ 54,641
- Book/Adjusted Carrying Value \$ 54,641
2. Average balance for the year
- Fair Value \$ 9,107
- Book/Adjusted Carrying Value \$ 9,107
3. Reinvested securities lending collateral assets book/adjusted carrying value included in this schedule by NAIC designation:
- NAIC 1 \$ 38,457
- NAIC 2 \$ 0
- NAIC 3 \$ 0
- NAIC 4 \$ 0
- NAIC 5 \$ 0
- NAIC 6 \$ 0

STATEMENT AS OF JUNE 30, 2024 OF THE HUMANA MEDICAL PLAN OF MICHIGAN INC.

SCHEDULE DL - PART 2
SECURITIES LENDING COLLATERAL ASSETS

Reinvested Collateral Assets Owned Current Statement Date
(Securities lending collateral assets included on Schedules A, B, BA, D, DB and E
and not reported in aggregate on Line 10 of the Assets page (Line 9 for Separate Accounts))

1	2	3	4	5	6	7
CUSIP Identification	Description	Code	NAIC Designation, NAIC Designation Modifier and SVO Administrative Symbol	Fair Value	Book/Adjusted Carrying Value	Maturity Date
<div style="font-size: 100px; font-weight: bold; opacity: 0.5;">NONE</div>						
9999999999 - Totals						XXX

General Interrogatories:

1. Total activity for the year
2. Average balance for the year

Fair Value \$ Book/Adjusted Carrying Value \$
Fair Value \$ Book/Adjusted Carrying Value \$

SCHEDULE E - PART 1 - CASH

Month End Depository Balances

1	2	3	4	5	Book Balance at End of Each Month During Current Quarter			9
					6	7	8	
					First Month	Second Month	Third Month	
Depository	Code	Rate of Interest	Amount of Interest Received During Current Quarter	Amount of Interest Accrued at Current Statement Date				*
BANK OF NY New York, NY		0.000	0	0	15,217	14,822	13,068	XXX.
JP MORGAN CHASE New York, NY		0.000	0	0	8,041	9,001	9,985	XXX.
US BANK Knoxville,TN		0.000	0	0	(2,971,938)	(2,452,266)	(2,291,171)	XXX.
JP Morgan Time Deposit New York, NY		5.150	28	0	926,804	1,027,171	767,107	XXX.
0199998. Deposits in ... 0 depositories that do not exceed the allowable limit in any one depository (See instructions) - Open Depositories	XXX	XXX	0	0	0	0	0	XXX
0199999. Totals - Open Depositories	XXX	XXX	28	0	(2,021,876)	(1,401,271)	(1,501,011)	XXX
0299998. Deposits in ... 0 depositories that do not exceed the allowable limit in any one depository (See instructions) - Suspended Depositories	XXX	XXX	0	0	0	0	0	XXX
0299999. Totals - Suspended Depositories	XXX	XXX	0	0	0	0	0	XXX
0399999. Total Cash on Deposit	XXX	XXX	28	0	(2,021,876)	(1,401,271)	(1,501,011)	XXX
0499999. Cash in Company's Office	XXX	XXX	XXX	XXX	0	0	0	XXX
.....								
.....								
.....								
.....								
.....								
.....								
.....								
.....								
.....								
0599999. Total - Cash	XXX	XXX	28	0	(2,021,876)	(1,401,271)	(1,501,011)	XXX

STATEMENT AS OF JUNE 30, 2024 OF THE HUMANA MEDICAL PLAN OF MICHIGAN INC.

SCHEDULE E - PART 2 - CASH EQUIVALENTS

Show Investments Owned End of Current Quarter

1	2	3	4	5	6	7	8	9
CUSIP	Description	Code	Date Acquired	Rate of Interest	Maturity Date	Book/Adjusted Carrying Value	Amount of Interest Due and Accrued	Amount Received During Year
	UNITED STATES TREASURY		06/28/2024	0.000	07/23/2024	1,993,597	0	873
0019999999	Subtotal - Bonds - U.S. Governments - Issuer Obligations					1,993,597	0	873
0109999999	Total - U.S. Government Bonds					1,993,597	0	873
0309999999	Total - All Other Government Bonds					0	0	0
0509999999	Total - U.S. States, Territories and Possessions Bonds					0	0	0
0709999999	Total - U.S. Political Subdivisions Bonds					0	0	0
	FEDERAL HOME LOAN BANKS		06/27/2024	0.000	08/14/2024	4,967,907	0	2,907
0819999999	Subtotal - Bonds - U.S. Special Revenues - Issuer Obligations					4,967,907	0	2,907
0909999999	Total - U.S. Special Revenues Bonds					4,967,907	0	2,907
	American Honda Finance Corporation		06/26/2024	0.000	07/08/2024	4,994,721	0	3,771
	Apple Inc.		06/26/2024	0.000	07/22/2024	9,969,142	0	7,347
	BMW US Capital, LLC		06/27/2024	0.000	07/08/2024	4,994,828	0	2,956
	Caterpillar Financial Services Corporati		06/27/2024	0.000	07/18/2024	4,987,463	0	2,950
	Chevron Corporation		06/27/2024	0.000	07/09/2024	9,988,178	0	5,911
	DCAT, LLC		06/25/2024	0.000	07/11/2024	4,992,528	0	4,483
	Eli Lilly and Company		06/28/2024	0.000	07/31/2024	9,955,667	0	4,433
	Nestl? Finance International Ltd.		06/27/2024	0.000	09/04/2024	4,951,792	0	2,967
	ST Engineering North America, Inc.		06/27/2024	0.000	07/05/2024	4,997,044	0	2,956
	VULCAN MATERIALS COMPANY		06/25/2024	0.000	07/17/2024	4,987,756	0	4,592
1019999999	Subtotal - Bonds - Industrial and Miscellaneous (Unaffiliated) - Issuer Obligations					64,819,117	0	42,365
1109999999	Total - Industrial and Miscellaneous (Unaffiliated) Bonds					64,819,117	0	42,365
1309999999	Total - Hybrid Securities					0	0	0
1509999999	Total - Parent, Subsidiaries and Affiliates Bonds					0	0	0
1909999999	Subtotal - Unaffiliated Bank Loans					0	0	0
2419999999	Total - Issuer Obligations					71,780,621	0	46,146
2429999999	Total - Residential Mortgage-Backed Securities					0	0	0
2439999999	Total - Commercial Mortgage-Backed Securities					0	0	0
2449999999	Total - Other Loan-Backed and Structured Securities					0	0	0
2459999999	Total - SVO Identified Funds					0	0	0
2469999999	Total - Affiliated Bank Loans					0	0	0
2479999999	Total - Unaffiliated Bank Loans					0	0	0
2509999999	Total Bonds					71,780,621	0	46,146
31607A-88-5	FIDELITY IMM-TRS INSTL		06/27/2024	5.220	14,280,000	0	0
4812C2-23-9	JPMORGAN-US TRS+MM CAP		06/05/2024	5.170	0	54,344	0
8209999999	Subtotal - Exempt Money Market Mutual Funds - as Identified by the SVO					14,280,000	54,344	0
.....
.....
.....
.....
.....
.....
8609999999	Total Cash Equivalents					86,060,621	54,344	46,146