

Preliminary 2022 Firearm Deer Season Results



Chad Stewart
Wildlife Division
December 8, 2022



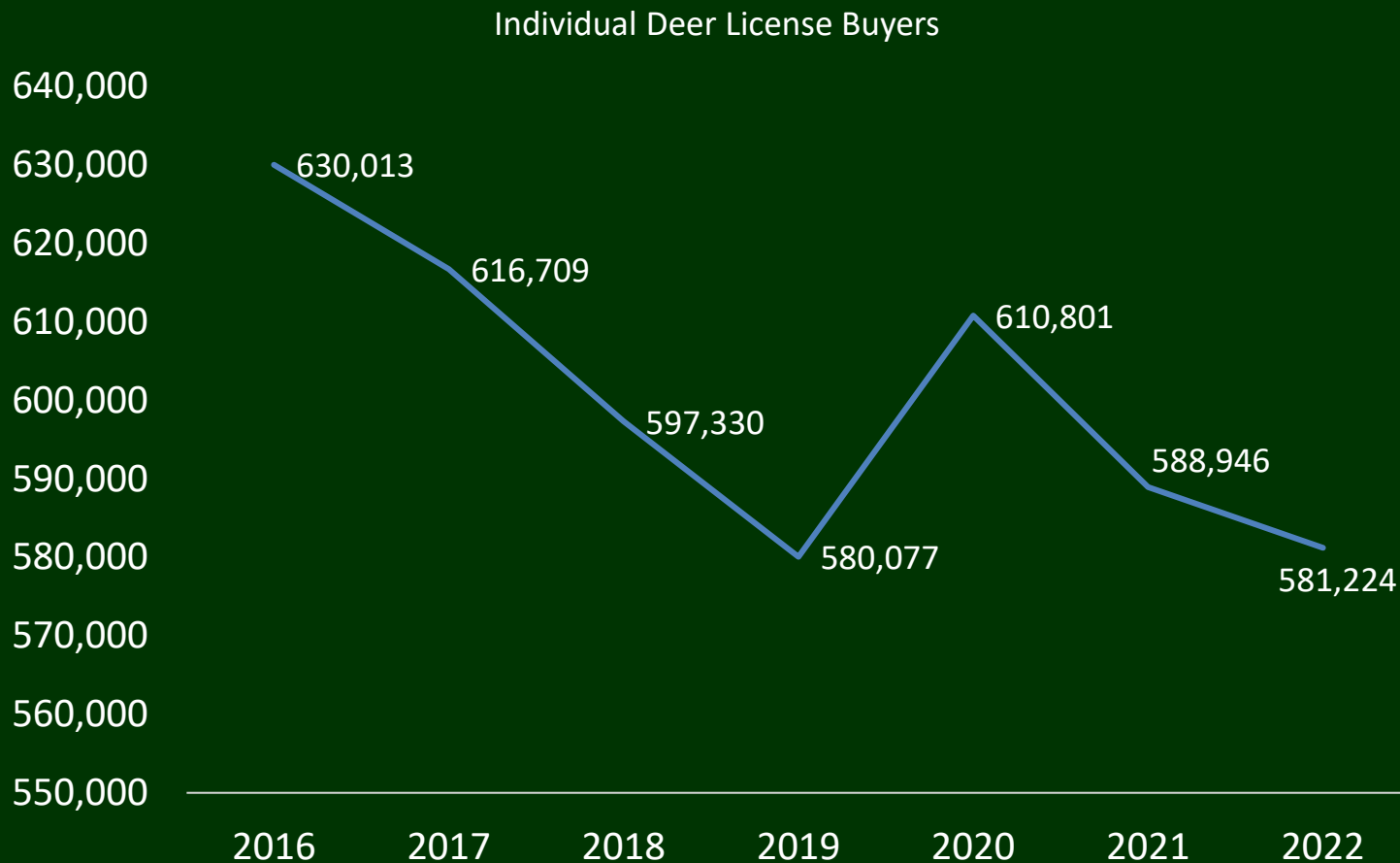
Special Thanks

Melinda Cosgrove, Brian Frawley,
Sarah Mayhew



License Buyers

- License sales (As of 11/30/2022)
 - Unique deer license buyers down 1.2%



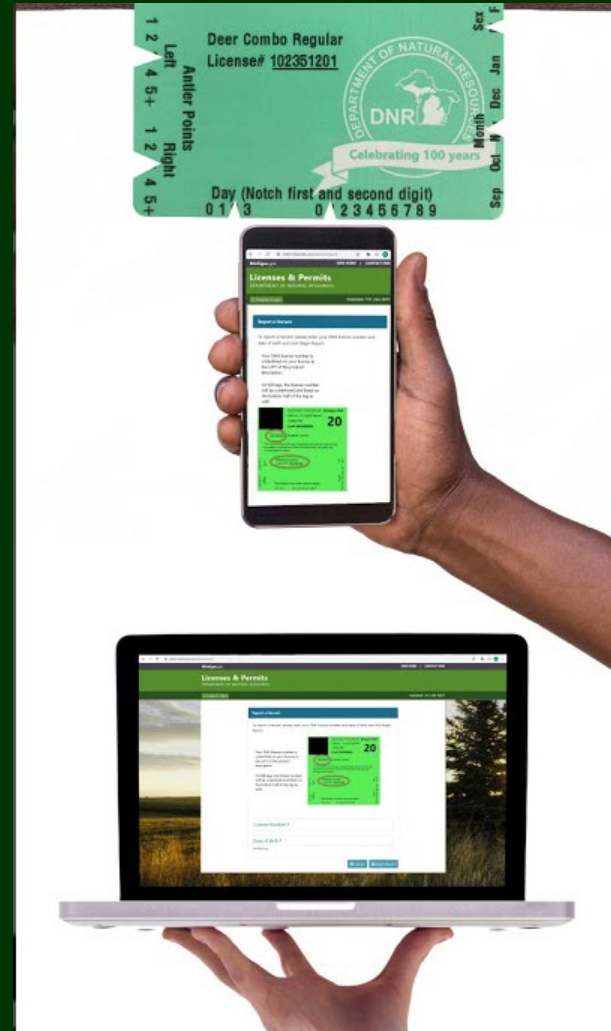
A Few Disclaimers

- Data presented as “Reported Harvest”
 - Not meant to reflect Actual Harvest
 - Compliance is unknown, but will be estimated
- Data pulled as of 11/30*
 - Subject to change as reports continue
 - *Some data are on different timelines
 - Shouldn't affect overall analysis, but will explain some discrepancies



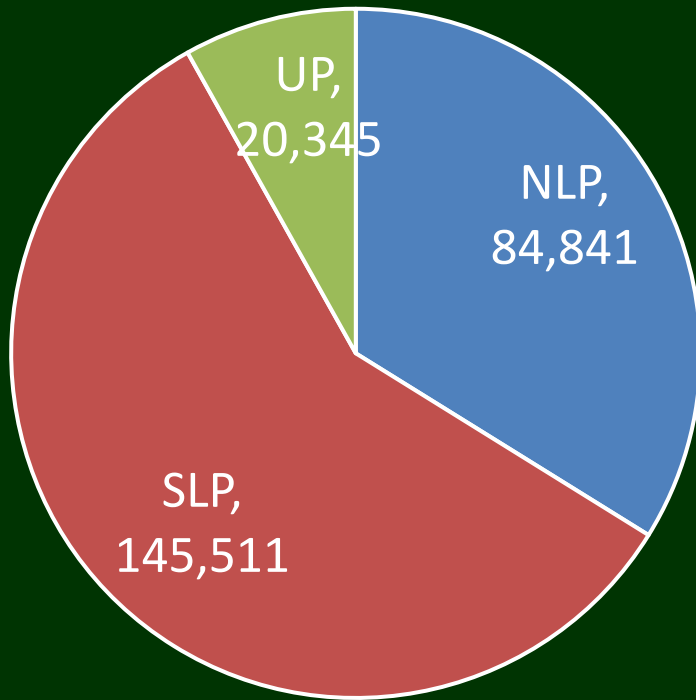
Harvest Reporting Statistics

- 81% of hunters spent <5 minutes reporting their harvest
- 95% of reports were submitted within 72 hours
- 87% of reports completed via the internet



2022 Reported Harvest*

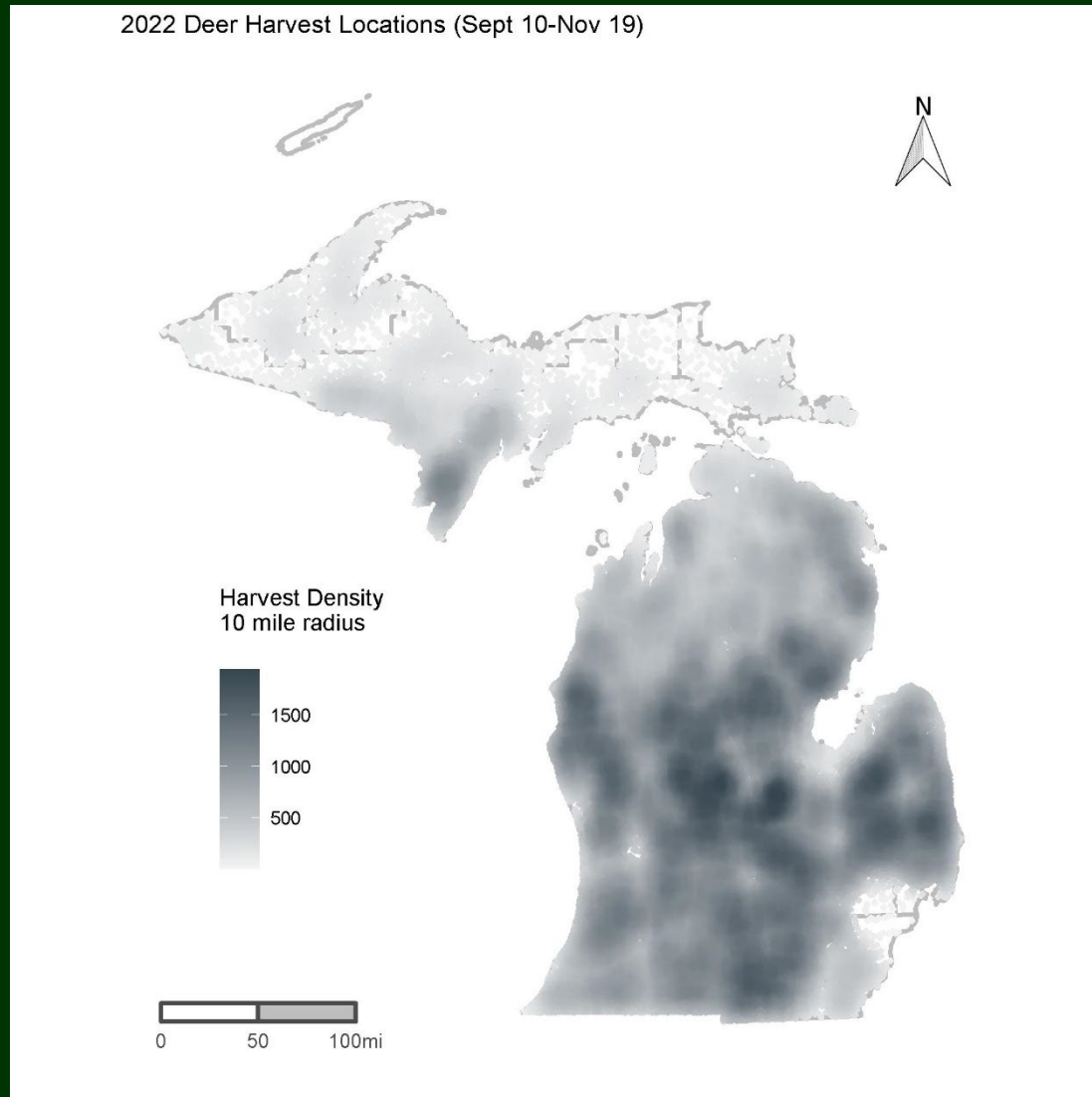
- Reported Harvest:
– 250,697



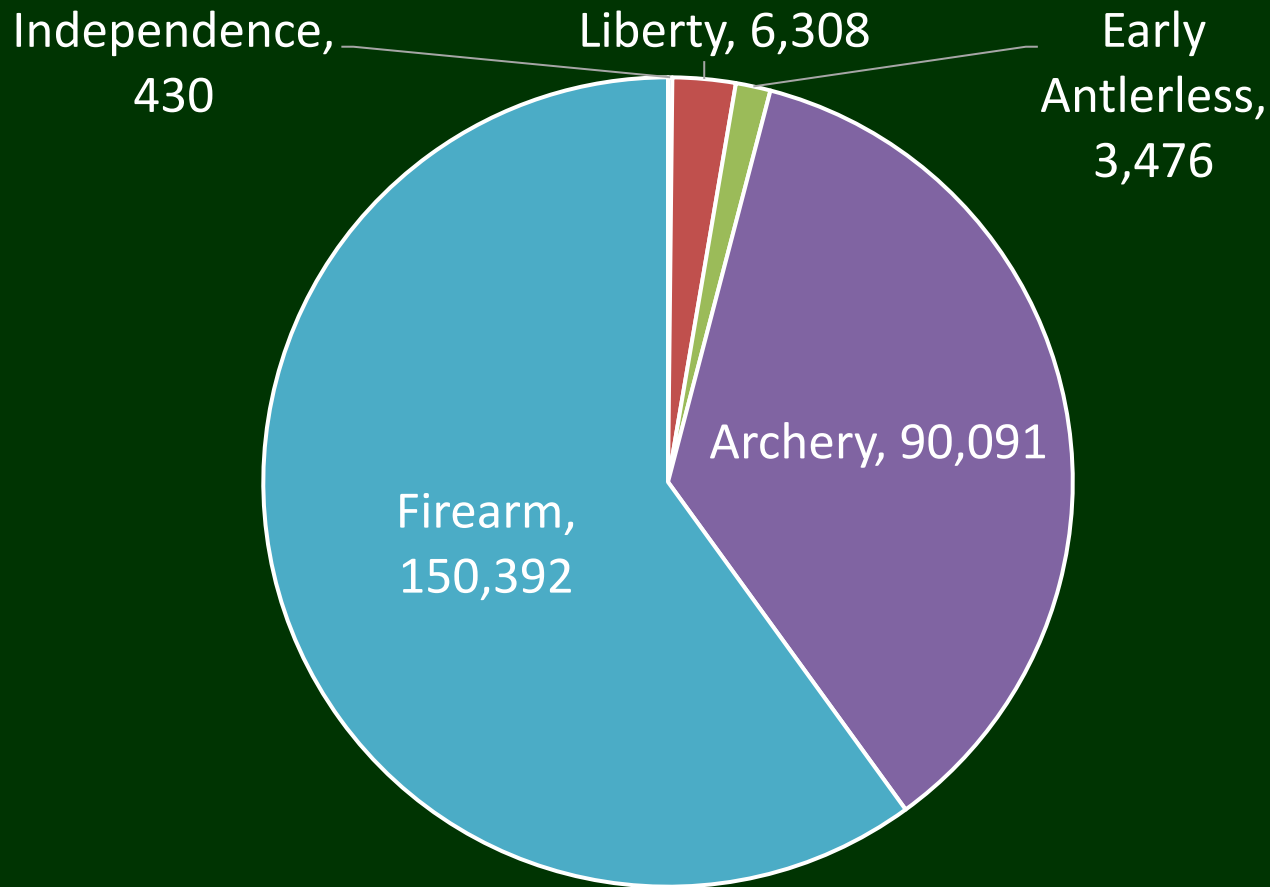
	2021 Harvest Distribution	2022 Reported Harvest Distribution
UP	8.9%	8.1%
NLP	34.5%	33.8%
SLP	56.7%	58.0%



Reported Harvest Distribution



Harvest by Season



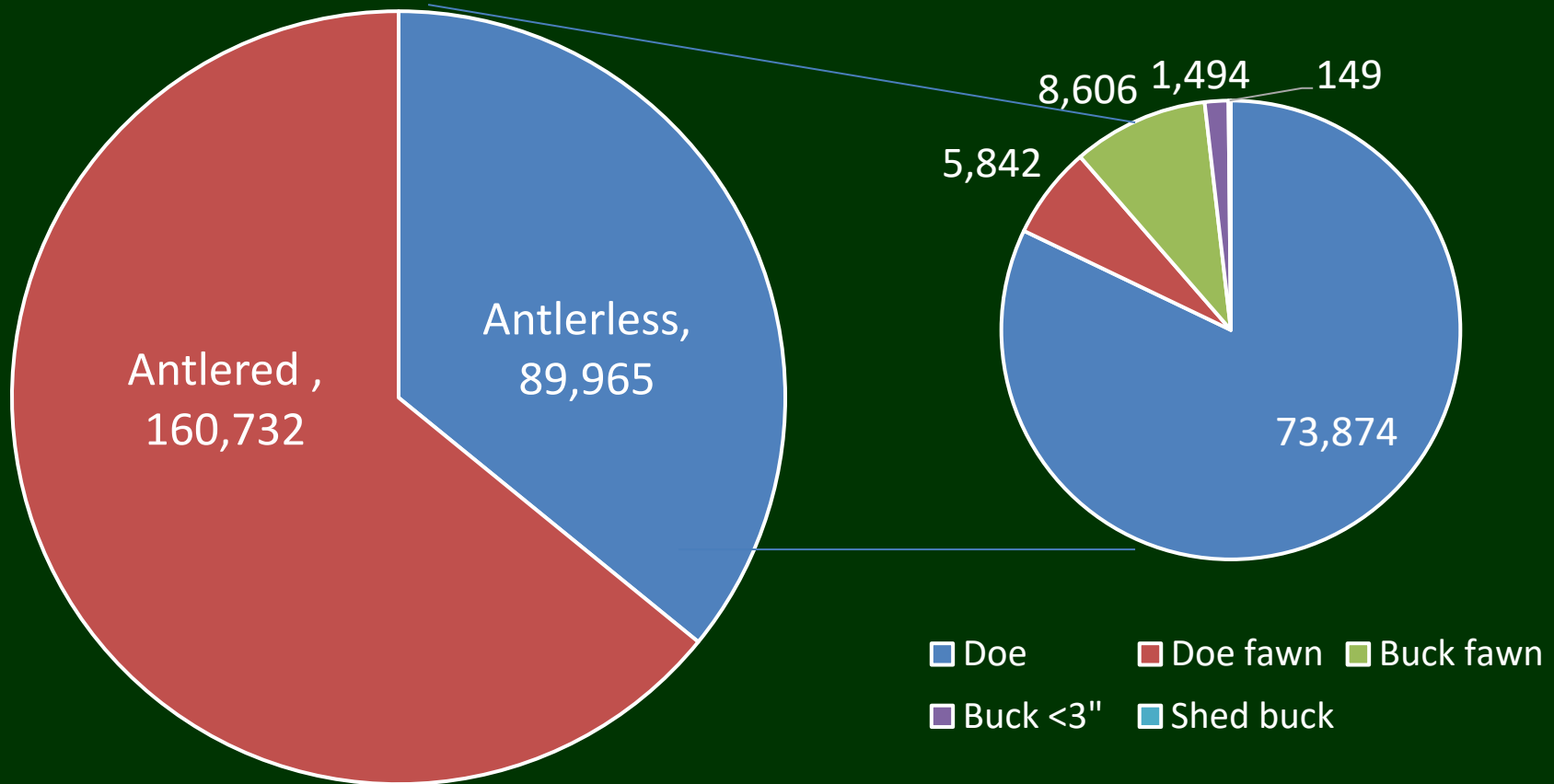
Opening Day Harvest

- 45,720 deer reported harvested on opening day
 - 34,629 antlered deer
 - 11,091 antlerless deer

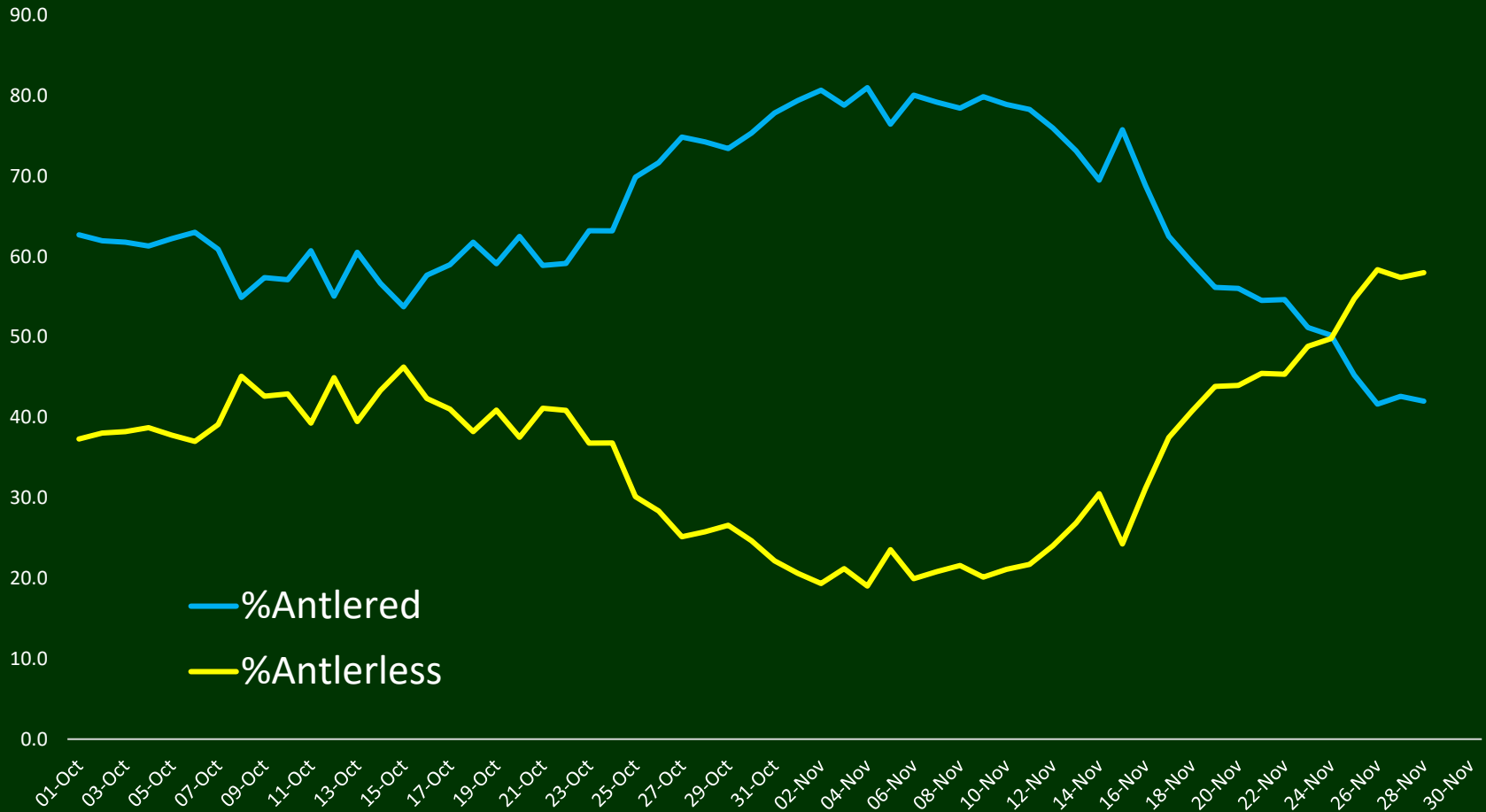
1 deer harvested every 0.8 seconds of daylight



Antlered/Antlerless Harvest



Daily Antler/Antlerless Harvest



Other State's Harvest Rates

State	Antlered	Antlerless	All deer	Percent Antlered	Percent Antlerless
Indiana	55,329	54,586	109,915	50%	50%
Iowa	45,179	57,634	102,813	44%	56%
Michigan	160,026	89,065	249,091	64%	36%
Minnesota	82,650	73,958	156,608	53%	47%
Missouri	135,787	130,660	266,447	51%	49%
Ohio	45,756	42,189	87,945	52%	48%
Wisconsin	156,265	145,275	301,540	52%	48%



Reported County Harvests

Top 5	Antlered Harvest	Antlerless Harvest	Total Harvest
Montcalm	4,530	1,921	6,451
Sanilac	4,083	2,237	6,320
Newaygo	3,698	2,469	6,167
Jackson	3,800	1,919	5,719
Lapeer	3,529	2,027	5,556

Bottom 5	Antlered Harvest	Antlerless Harvest	Total Harvest
Keweenaw	146	2	148
Luce	257	14	271
Wayne	311	118	429
Gogebic	431	39	470
Alger	482	84	566



Harvest Per Square Mile

Top 5	Antlered Harvest
Montcalm	6.3
Shiawassee	5.9
Arenac	5.8
Ionia	5.7
Clinton	5.6

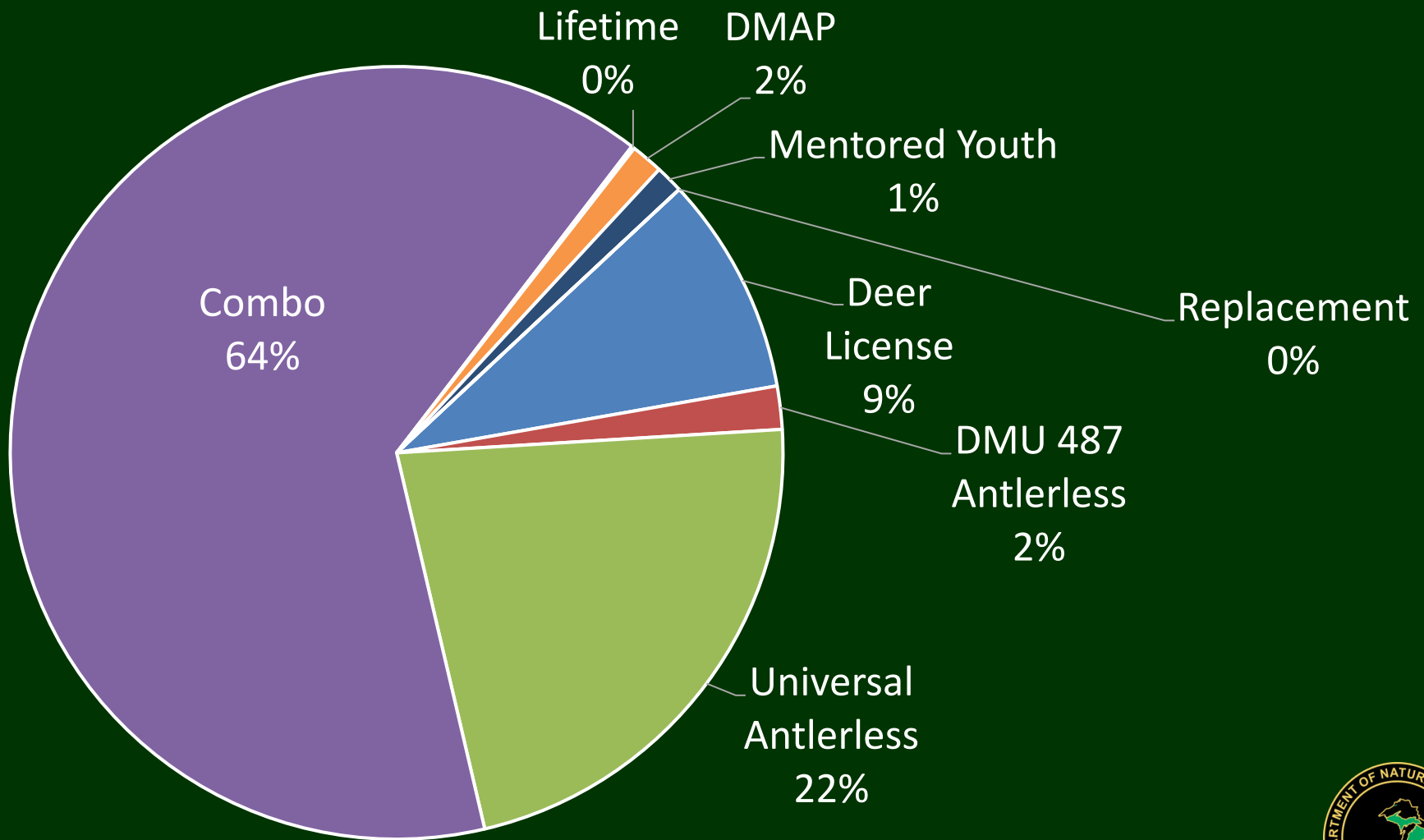
Top 5	Antlerless Harvest
Mason	4.2
Oceana	3.5
Gladwin	3.4
Lapeer	3.1
Clare	3.0

Bottom 5	Antlered Harvest
Keweenaw	0.3
Luce	0.3
Gogebic	0.4
Wayne	0.5
Alger	0.5

Bottom 5	Antlerless Harvest
Keweenaw	0.0
Luce	0.0
Gogebic	0.0
Baraga	0.0
Ontonagon	0.1



Harvest by License



Antlerless Harvest per Hunter

Antlerless Deer Harvested Per Hunter	Number	Percent	Cumulative Percent
0	118,541	63.2	63.2
1	56,186	29.9	93.1
2	9,700	5.2	98.3
3	2,113	1.1	99.4
4	643	.3	99.8
5	236	.1	99.9
6	107	.1	100.0
7	49	.0	100.0
8	17	.0	100.0
9	4	.0	100.0
10	4	.0	100.0
11	2	.0	100.0
Total	187,602	100.0	



Antlered Harvest per Hunter

Antlered Deer Harvested Per Hunter	Number	Percent	Cumulative Percent
0	46,660	24.9	24.9
1	120,963	64.5	89.4
2+	19,979	10.6	100.0
Total	187,602	100.0	100.0



CWD Update

- As of December 1, 2022
 - Completed tests on 5,990 deer statewide
 - 4,760 deer from priority surveillance area (25 counties + UP Core Area)
 - >2,200 pending results not yet accounted for
 - No new counties where CWD has been detected
 - 11 positives in previously identified locations
 - Met or exceeded surveillance goals in 10 counties
 - Total of 237 confirmed cases to date



TB Update

- As of December 1, 2022
 - Completed tests on 12,460 deer statewide
 - 3,888 deer from priority surveillance areas, including 4-county area and 7 surrounding counties
 - Four confirmed cases thus far in Alpena, but testing for TB takes longer; more suspects awaiting confirmation.
 - Overall, 971 deer overall have tested positive for TB



Final Season Estimates

- Mail survey sample of licensed hunters
- Submit after all 2022 hunting is complete



Thank You

www.michigan.gov/deer

