

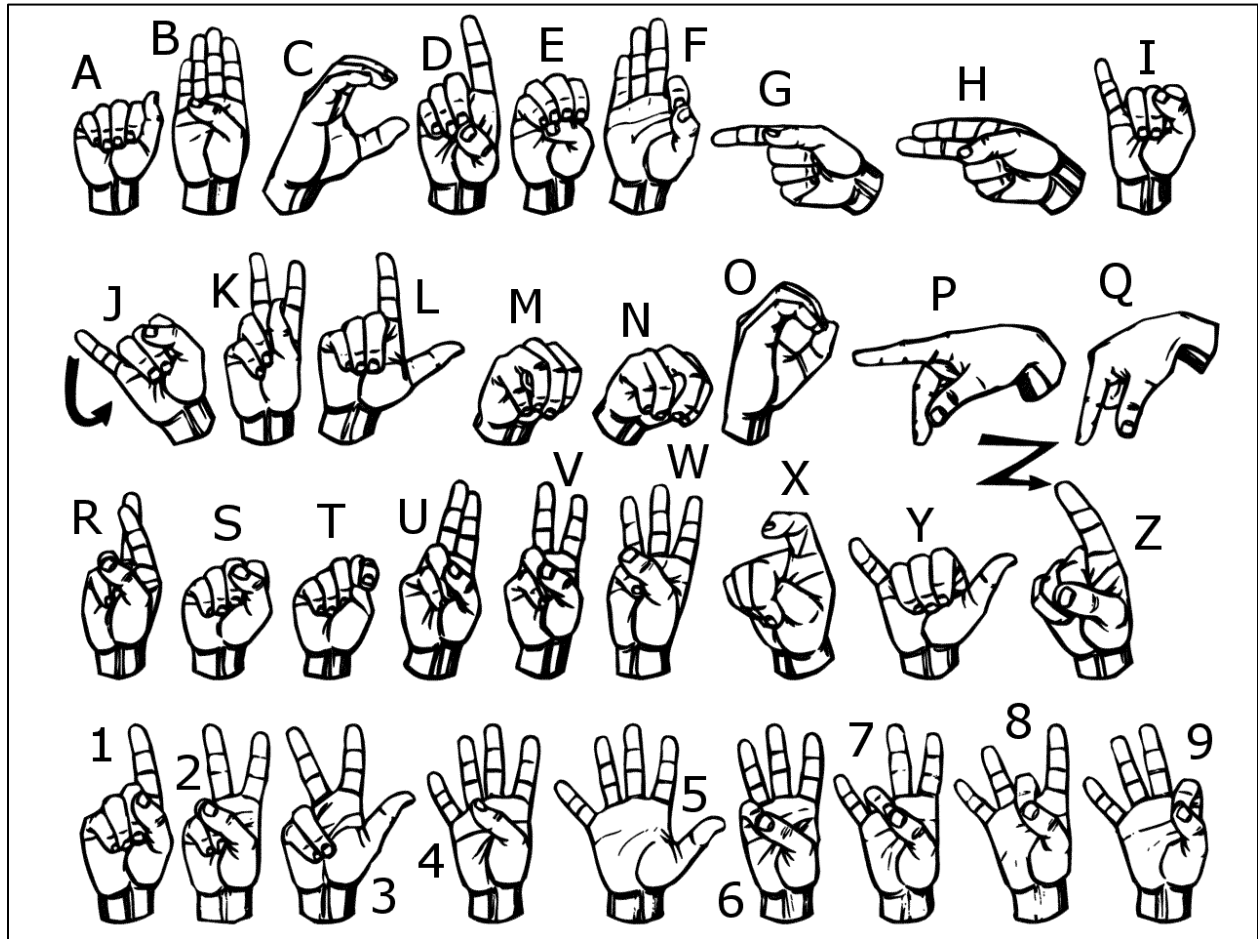
American Sign Language:


Animals



FOR EDUCATIONAL USE ONLY


American Sign Language Alphabet:





Deer

Touch the thumb-tips of your open 5-hands to the top of your head.



Turtle

Cover an "A" hand with a curved hand. Move the thumb of your "A" hand side to side a couple times as if representing the head of a turtle.



Rabbit

Cross your arms at the wrist. Use "U" handshapes and bend at the large knuckles twice.



Eagle

Tap the nose twice with the back of an "X" hand as if representing the curved beak of an eagle.



Moose

Use the sign of the deer, move your hands outward and upward showing the size of moose antlers.



Fox

Use an "F" hand to show the nose of a fox. Hold an "F" hand in front of your nose. Twist your hand twice.



Skunk

Use a "K" hand to show a stripe down your back. Start the "K" near your forehead and move it backward.



Bear

Cross your left arm over your right with hands reaching to your shoulders, make a scratching motion with all fingers




Porcupine

Place the palm of an open right hand on the knuckles of a left "S" hand. Roll the right hand across the back of the left hand, illustrating the porcupine's prickly needles.



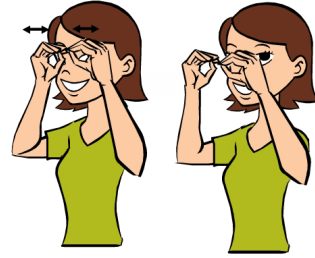
Squirrel

Bring your wrists together, use two bent "V" hands. Move your "V" inward and outward resembling the teeth of a squirrel.



Raccoon

Use "V" hands to resemble a mask around your eyes. Change the "V" into "R" as you move both hands out to the side a couple inches.




Owl

Rotate "O" hands over the eyes, moving back and forth twice.




Chipmunk

Touch the thumbs of "C" hands to the cheek, moving both hands outwards.



Bird

Form the letter "g," place your hand at the right side of your mouth. Open and close the thumb and index finger twice.




Duck

Extend the index finger, middle finger, and thumb forming a bill shape. Open and close twice to resemble quacking.




Fish

Hold your non-dominant hand to your forearm of your dominant hand. Use your dominant hand to make a swimming fish motion.



Snake

Bend your pointer and index fingers like fangs, hold to the side of your mouth and move forward in a wiggling motion.



Wolf

Hold your hand in front of your face with your palm facing you. Move your hand forward while collapsing your fingers to all touch. Be careful not to pull down, showing "sleep".

American Sign Language:


Weather





Rain

Hands at head height, palms down, bend your hands up and down at the wrist and move them downward to resemble rain drops.




Sunny

Use your pointer finger to draw a circle above your head. Next, open your hand so all fingers are out with your palm facing your head.



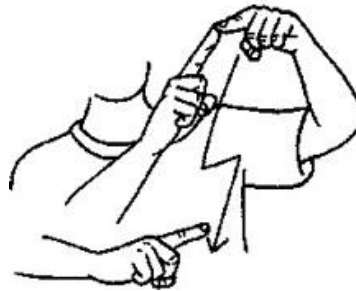
Cloudy

Make "C" shapes with both hands, extend them outward from your body making a fluffy cloud shape.



Thunder

Point to your ear with one hand, then make two fists and move them downward in a wavy motion.



Lightning

Touch your pointer fingers together, move your dominant pointer finger down in a zig-zag motion.



Windy

Hold both hands out, palms facing in. Move arms back and forth keeping your hands parallel.



Hot

Bring one "C" hand to your mouth. Flick your wrist and face your palm out. At the same time open your mouth and exhale.



Cold

Make two fists and bring them to shoulder height. Shake them back and forth to resemble shivering.




Snow

Bring both hands, palms out to head height. Bring your hands down while wiggling your fingers to resemble snowflakes.

American Sign Language:

Nature





Tree

Hold one arm in front of you, forearm facing down. Place the elbow of your other arm on the hand of the first. Twist that arm.



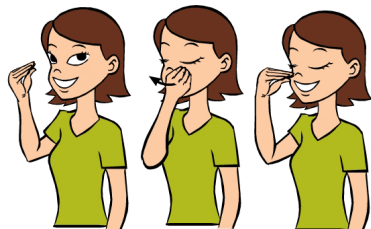
Leaf

Open hand, palm down. Put your other pointer finger at the base of your palm. Move your hands up and down like a falling leaf.



Grass

Hold one hand palm up, fingers slightly bent; tap the palm on your chin a couple of times resembling the grass tickling your chin.




Flower

Using a "flat-O" place your fingertips to the right of your nose and move your hand in an arc around to the left of your nose.



Plant

Use "C" hand out in front of you to resemble a pot. Use your other hand as the plant sprouting up through the pot, extending your fingers.




Sky

Put a flat hand across your body at an angle, move your hand in an arc to the other side of your body ending with your hand pointing up.



Dirt

Make the flat-O hand shape with both hands, palms up, and then rub your fingertips with your thumbs.



Rock

Make two fists, put one over the other and pound them together resembling pounding two rocks together.



Outside

Start with your hand open and near your face, and then move it away from your face while closing the hand.

- www.lifeprint.com
- <http://www.dummies.com/languages/american-sign-language/how-to-express-your-feelings-in-american-sign-language/>
- www.signingtime.com/dictionary
- www.babysignlanguage.com/dictionary/

FOR EDUCATIONAL USE ONLY

American Sign Language:

References

