

Upper Peninsula Timber Cruise Test Sites

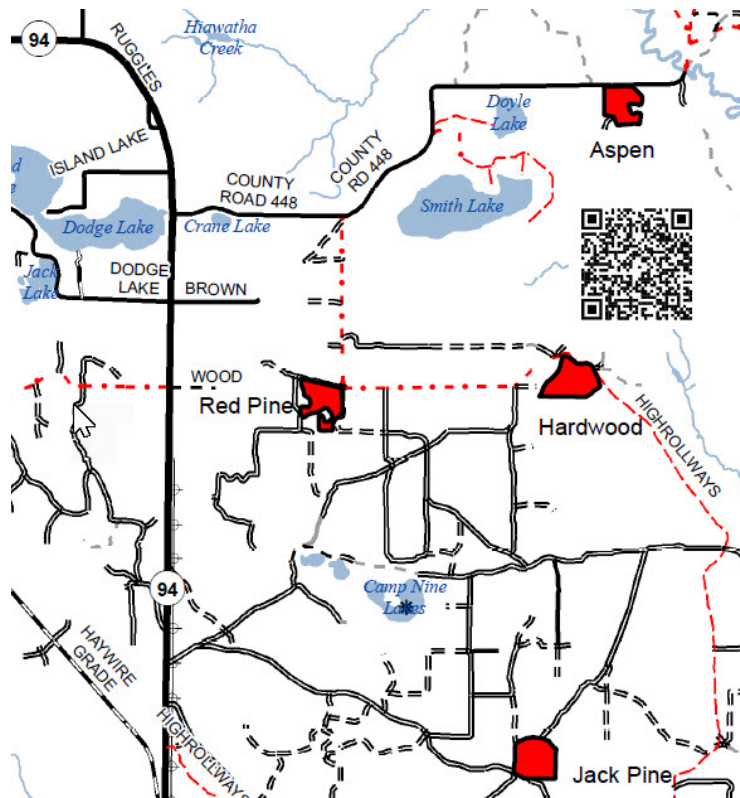
A total of 4 demonstration sites have been established in the Upper Peninsula. Sites are located within Schoolcraft County approximately 10 miles north of Manistique. Four different cover types are represented: aspen, red pine, jack pine, and northern hardwood.

Maps and data for these sites can be found online at:

Michiganandnr.com/ftp/forestry/tsreports/PilotTestSites/ and from the following QR code:



Test sites map



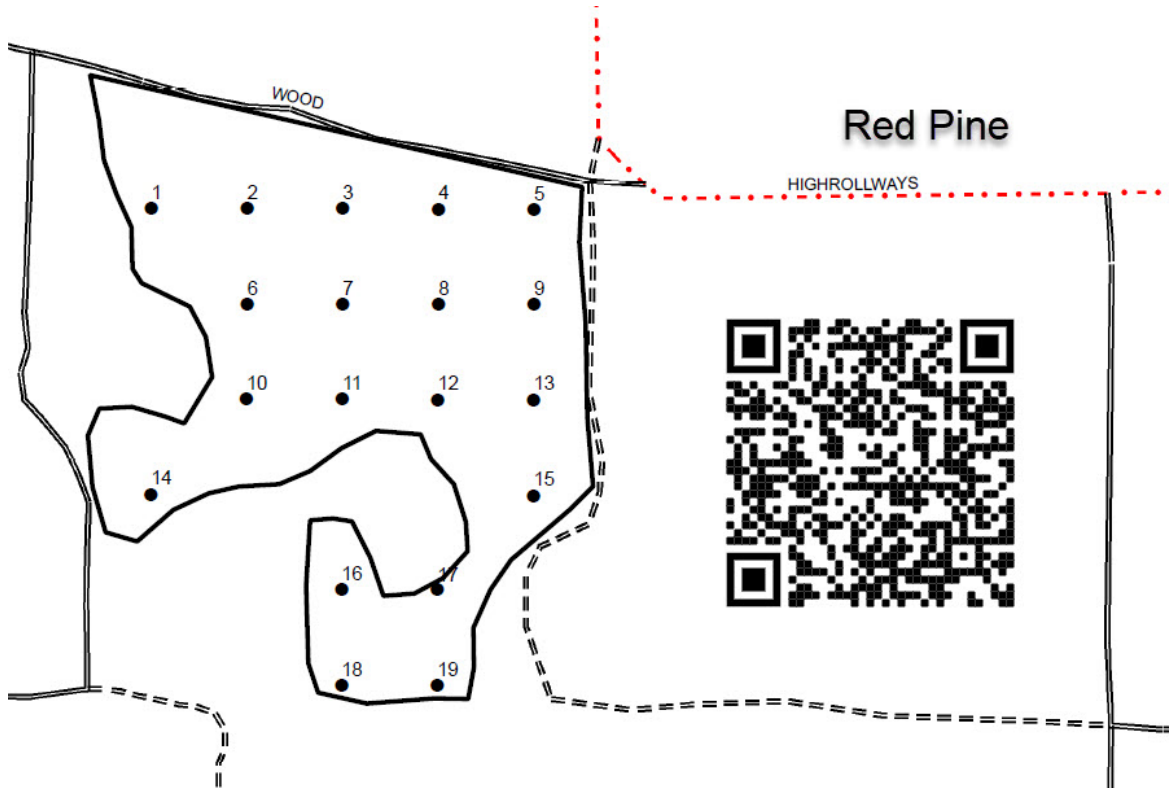
Plot centers are marked with a 1-foot tall, white PVC pipe. Plot numbers are written on trees with orange paint. All trees considered to be “in” the boundary are numbered with pink paint. Tree number one is always the first tree clockwise from magnetic north.

Upper Peninsula Red Pine

Sample Tree ratio of 1:10 for all species and products

All species were cruised as pulpwood, no sawlogs were recorded

BAF of 20 was used.



UP RP IM Tree List 41-999-20.csv List of tally trees by plot for new cruise system.

41-999-20 RP IM.pdf Standard Cruise Report from new cruise system.

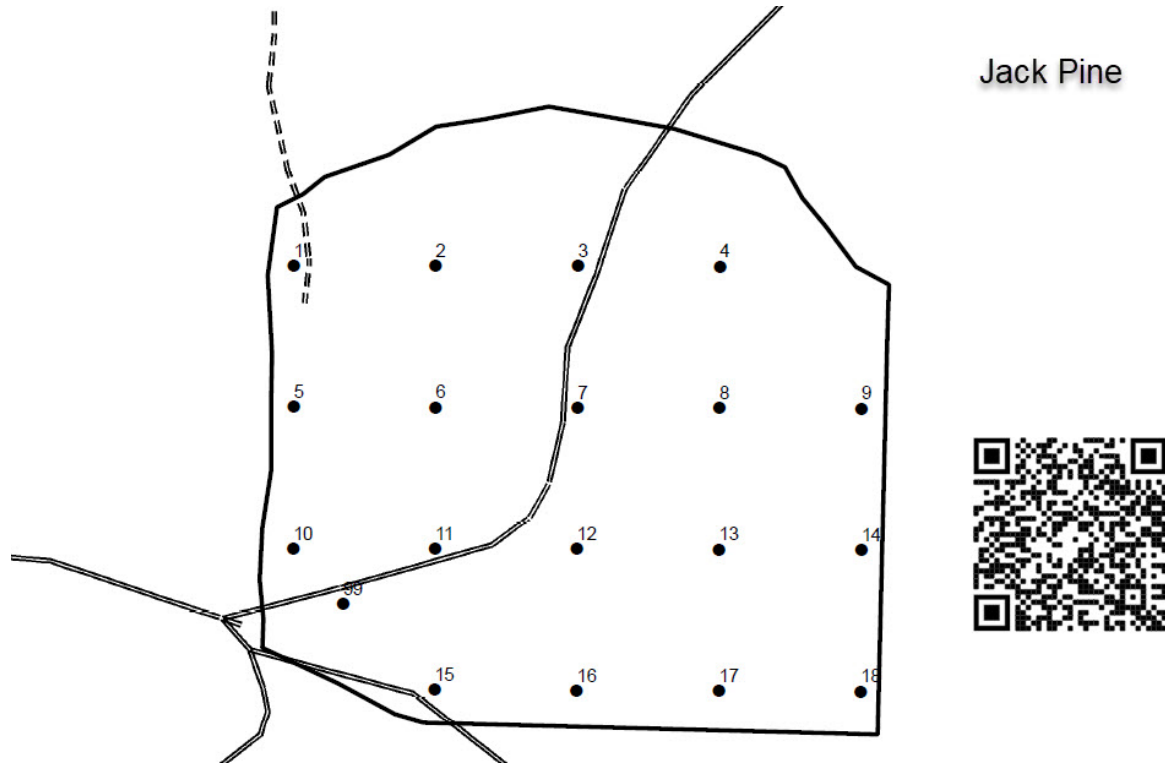
41-999-20 RP.pdf Cruise Report and tree list for old cruise system (TSale)

Upper Peninsula Jack Pine

Sample Tree ratio of 1:10 for all species and products

All species were cruised as pulpwood, no sawlogs were recorded

BAF of 20 was used.



[UP JP IM Tree List 33-999-20.csv](#) List of tally trees by plot for new cruise system.

[33-999-20 JP IM.pdf](#) Standard Cruise Report from new cruise system.

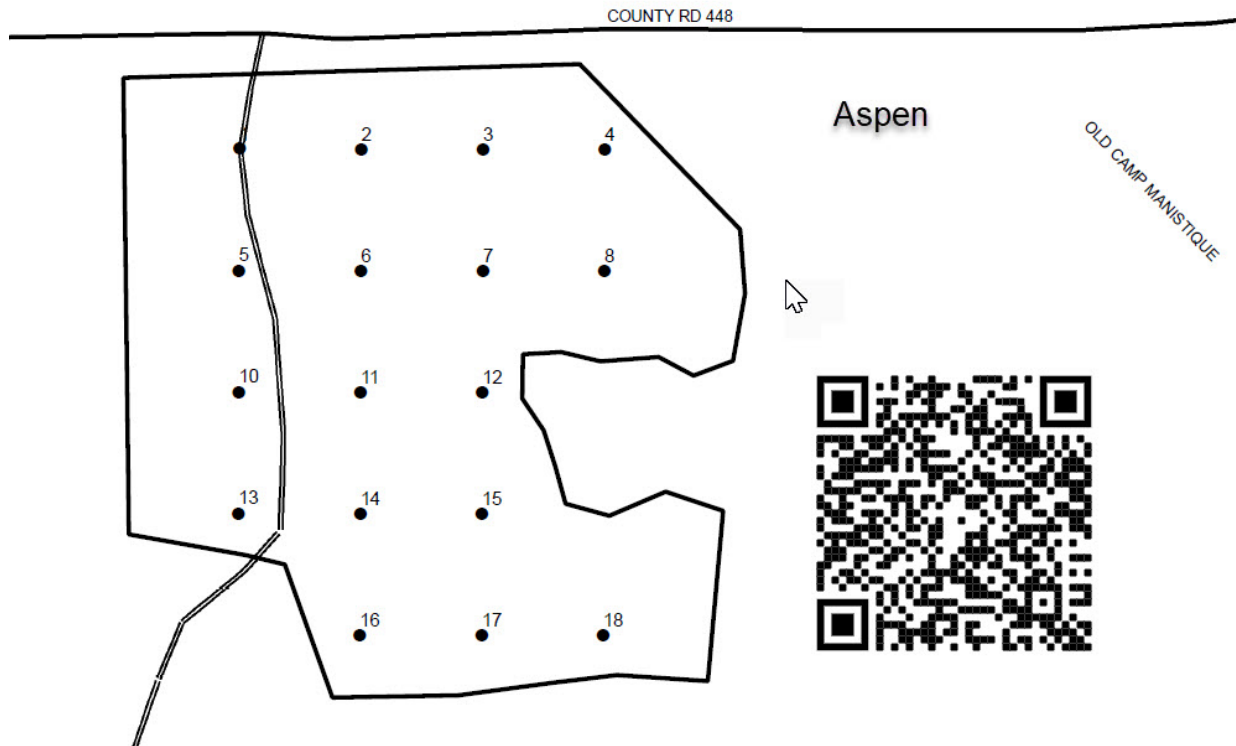
[33-999-20 JP.pdf](#) Cruise Report and tree list for old cruise system (TSale)

Upper Peninsula Aspen

Sample Tree ratio of 1:10 for all species and products

All species were cruised as pulpwood, no sawlogs were recorded

BAF of 20 was used.



UP AS IM Tree List 41-997-20.csv List of tally trees by plot for new cruise system.

41-997-20 AS IM.pdf Standard Cruise Report from new cruise system.

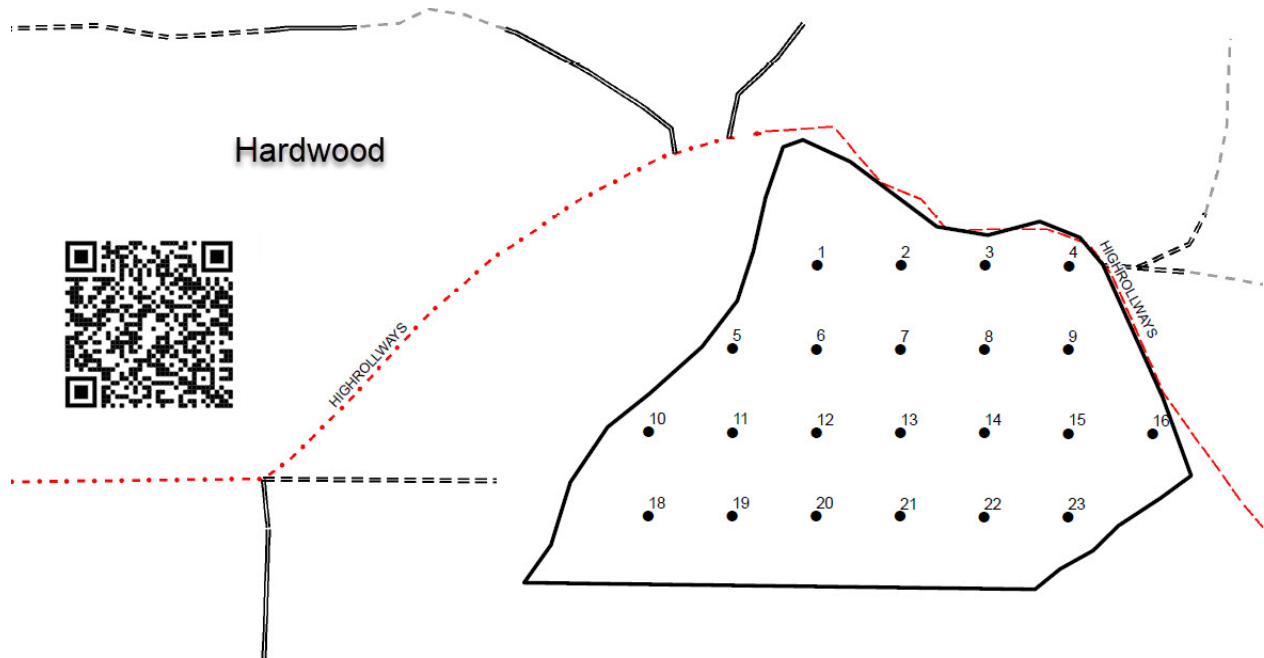
41-997-20 AS.pdf Cruise Report and tree list for old cruise system (TSale)

Upper Peninsula Northern Hardwood

Sample Tree ratio of 1:10 for all pulpwood trees, 1:3 for all sawlog trees

Red Maple, Sugar Maple, and Black Cherry Sawlogs are present.

BAF of 10 was used.



UP NHW IM Tree List 41-998-20.csv List of tally trees by plot for new cruise system.

41-998-20 NHW IM.pdf Standard Cruise Report from new cruise system.

41-998-20 NHW.pdf Cruise Report and tree list for old cruise system (TSale)