

2025

MICHIGAN DEER HUNTING REGULATIONS SUMMARY



Important

- Deer harvest reporting is mandatory. Call 517-284-9453 for assistance.
- Changes to antlerless harvest during the early and late archery seasons in the Upper Peninsula have been implemented.
- The late antlerless firearm season has been expanded to Jan. 11, 2026, in certain counties.
- The early and late antlerless firearm seasons are open on public and private lands in open DMUs.
- During the muzzleloading deer season, hunters in zones 2 and 3 may use any firearm that is legal for the zone.



**REPORT YOUR
HARVEST!**

Rules apply Aug. 1, 2025 – July 31, 2026
RAP (Report All Poaching): Call or text 800-292-7800

Dunham's

SPORTS®

Big Names....Low Prices!



15% OFF*

Regular Price Of Any One Item With Coupon

*Excludes Firearms, Ammunition, Nike & Under Armour. Additional exclusions may apply, see www.dunhamssports.com/coupon-exclusions.html for details. Not valid for online purchases or Gift Cards. Cannot be used with another offer, coupon, current sale, or clearance item. Only one coupon per customer. Not valid on previous purchases. Void if copied. Not for resale. Dunham's Sports reserves the right to terminate this coupon/offer/discount at any time, without prior notice.



Dunham's
SPORTS

Coupon Expires July 31, 2026

Dunham's
SPORTS

**Sign Up
and
Save!**

Sportsmen Club

Are you a member of a Sportsmen's Club with 25 or more members?

www.dunhamssports.com/sportsmen



== **GET IN THE** ==
GAME®

Table of contents

Deer management	4	Commercial Forest lands.....	44
Managing deer	5	Hunting Access Program	45
Deer management plan strategic goals.....	5	Waterways	45
Season dates and bag limits.....	6	Rights of way	45
Deer hunting season dates	6	Trespassing	46
Deer management units and antler point restrictions	12	Equipment regulations	47
Bag limits.....	17	Hunter orange	47
License types and fees	18	Elevated platforms and ground blinds.....	47
License types and fees by age	18	Bows, crossbows and firearms	49
Hunter education	19	Transporting bows, crossbows and firearms	53
Mentored hunting	19	Artificial lights.....	54
Apprentice hunting	21	Off-road vehicles and snowmobiles.....	55
Hunters with disabilities	21	Hunting methods	56
Michigan residents	23	Baiting.....	56
Michigan veterans with disabilities	23	Feeding.....	58
U.S. military personnel	24	Decoys and calls	58
Treaty-authorized hunters	24	Hunting with dogs	59
DNR Sportcard	24	Wildlife diseases.....	60
Hunt/fish combo license	24	Invasive species.....	62
Base license	24	After the harvest.....	63
Deer licenses	25	Validating harvest	63
Pure Michigan Hunt.....	27	Transporting game animals	63
Purchasing licenses and kill tags	28	Mandatory deer harvest reporting.....	65
Identification requirements.....	28	Deer check stations.....	68
Where to buy licenses and kill tags	28	Handling and processing game meat.....	68
Lost licenses and kill tags	28	Buying and selling game animals	69
Antlerless deer drawing system	29	Hunters Feeding Michigan	70
Application information	29	Deer management cooperator patch	71
Eligible applicants.....	30	Report all poaching.....	72
Application process.....	30	Glossary	73
Application assistance.....	30		
Drawing results	31		
Reserved deer drawing system.....	32		
Application information	32		
Application process.....	33		
Party applications	33		
Drawing results	33		
When and where to hunt.....	35		
Hunting hours.....	35		
Hunting and trapping zones.....	38		
Limited firearms deer zone	39		
Safety zones	39		
National forest lands	39		
National wildlife refuges.....	42		
DNR-managed lands.....	42		
State parks and recreation areas.....	43		
Local municipalities.....	44		

Stay on top of the latest news from the Michigan DNR!

Visit Michigan.gov/DNREmail to sign up for email updates!

The Michigan Department of Natural Resources is committed to the conservation, protection, management, use and enjoyment of the state's natural and cultural resources for current and future generations.

The Michigan Natural Resources Commission is a seven-member public body whose members are appointed by the governor and subject to the advice and consent of the Senate. The NRC has exclusive authority to regulate the taking of game and sportfish. The commission conducts monthly, public meetings in locations throughout Michigan. Citizens are encouraged to become actively involved in these public forums. For more information, visit Michigan.gov/NRC.

This program receives federal financial assistance from the U.S. Fish and Wildlife Service. Under Title VI of the 1964 Civil Rights Act, Section 504 of the Rehabilitation Act of 1973, Title II of the Americans with Disabilities Act of 1990, the Age Discrimination Act of 1975 and Title IX of the Education Amendments of 1972, the U.S. Department of the Interior prohibits discrimination on the basis of race, color, national origin, age, sex or disability. If you believe that you have been discriminated against in any program, activity or facility, or if you need more information, please write to: Office of Diversity, Inclusion and Civil Rights, Department of the Interior, 1849 C Street, NW, Washington, D.C. 20240.

NOTICE: This document is not a legal notice or a complete collection of hunting regulations and laws. It is a summary of regulations issued for hunters' convenience. Copies of wildlife conservation orders, which contain complete listings of regulations and legal descriptions, are available at Michigan.gov/DNRLaws.

The State of Michigan allows appropriate advertising in its annual hunting regulations summary to reduce the cost of printing. Many states have adopted a similar strategy. Promotional advertising does not constitute endorsement by the Michigan Department of Natural Resources.



Revenue from hunting licenses funds wildlife conservation in Michigan.

MICHIGAN WILDLIFE COUNCIL



Michigan Natural Resources Trust Fund

Since 1976, the Trust Fund has provided hunters with more than 430,000 acres of land for public hunting.



Michigan.gov/MNRTF



Managing deer

The current deer management program includes research to help understand deer ecology and Michigan residents' opinions and concerns about deer. In addition, the DNR provides information to the public about deer and technical assistance to landowners on deer habitat issues and conflicts with deer. Hunting provides recreational opportunities, is important as a cultural and social activity, and is the primary tool used to manage the size and distribution of Michigan's statewide deer population.

Healthy habitat is an important part of managing deer, including preventing the spread of invasive species. Protect habitats by starting each day with clean gear and equipment and decontaminate before leaving the location.

Deer management plan strategic goals

The statewide deer management plan is summarized below to promote an understanding of the overall deer management vision for Michigan.

1. Manage deer populations at levels that do not degrade the vegetation upon which deer and other wildlife depend.
2. Promote deer hunting to provide quality recreational opportunities, as the primary tool to achieve management goals and as an important social and cultural activity.
3. Manage habitat to provide for the long-term viability of white-tailed deer in Michigan while limiting negative impacts to the habitats of other wildlife species.
4. Reduce conflict between humans and deer.
5. Reduce the threats and impacts of disease on the wild deer population and on Michigan's economy.
6. Enhance public engagement in and awareness of deer management issues and knowledge of deer ecology and management.



Deer hunting season dates

Season	Area	Season dates	Notes
Archery (early segment)	Statewide	Oct. 1 – Nov. 14	Changes to antlerless harvest have occurred in the Upper Peninsula. See the Upper Peninsula APRs chart.
Archery (late segment)	Statewide	Dec. 1 – Jan. 1	Changes to antlerless harvest have occurred in the Upper Peninsula. See the Upper Peninsula APRs chart.
Early antlerless firearm	Lower Peninsula DMUs (excluding 115, 145, 174 and 245)	Sept. 20–21	Open on public and private lands.
Extended late antlerless firearm	See page 10	Jan. 2–11, 2026	All firearm regulations apply. See the Bag limits section for harvest limits.
Independence Hunt	Statewide	Oct. 16–19	Qualified hunters with disabilities only. Open on public (by permit only) and private lands.
January archery	See page 8	Jan. 2–31, 2026	All archery regulations apply.
Late antlerless firearm	Lower Peninsula DMUs (excluding 115, 145, 174 and 245)	Dec. 15 – Jan. 1, 2026	Open on public and private lands.
Liberty Hunt	Statewide	Sept. 13–14	Qualified youth and hunters with disabilities only.
Muzzleloader	Statewide	Dec. 5–14	See the Bows, crossbows and firearms section for equipment restrictions.
Regular firearm	Statewide	Nov. 15–30	N/A

What is the Liberty Hunt?

The Liberty Hunt is a statewide firearm deer season that takes place on public and private lands open to firearm deer hunting Sept. 13–14, 2025. Youth 16 years old or younger and individuals with qualifying disabilities can participate in this season.

- Hunters 9 years old and younger must be licensed through the Mentored Hunting Program and accompanied by a qualified mentor.
- Youth 10–16 years old can hunt with a bow, crossbow or firearm, regardless of license used.
- For youth 10–16 years old, valid licenses include a single deer, deer combo or antlerless deer license.

- During this season, a qualified individual may harvest an antlered or antlerless deer with an unused single deer license (including the license issued through the Mentored Hunting Program), a deer combo license regular kill tag or a deer combo license restricted kill tag. Antler point restrictions do not apply.
- A universal antlerless license or deer management assistance permit may also be used to take antlerless deer only, if issued for the area/land where hunting.
- During this season, you can harvest only ONE antlered deer and multiple antlerless deer (one per kill tag).
- All hunters participating in this season must wear hunter orange. See the Hunter orange section on page 47.
- Baiting restrictions apply during the Liberty Hunt. See the Baiting section on page 56.

Who qualifies to participate in the Liberty Hunt?

To qualify for the Liberty Hunt, you must meet one of the following criteria:

- Be licensed under the Mentored Hunting Program and accompanied by a qualified mentor.
- Be 16 years old or younger.
- Be a veteran who has been determined to have 100% disability or a resident of Michigan rated as individually unemployable by the U.S. Department of Veterans Affairs.
- Have been issued a permit by the DNR to hunt from a standing vehicle.
- Have been issued a permit by the DNR to hunt using a laser-sighting device.
- Be a blind individual.
- Be a deaf individual as defined by section 2 of 72 PA 1978, MCL 408.202.

What is the Independence Hunt?

The Independence Hunt is a firearm deer season that takes place on private lands and some public lands requiring an access permit (contact local offices to find out if they participate) Oct. 16–19, 2025. Individuals with qualifying disabilities can participate in this season.

- During this season, a qualified individual may harvest an antlered or antlerless deer with an unused single deer license (including the license issued through the Mentored Hunting Program), a deer combo license regular kill tag or a deer combo license restricted kill tag. Antler point restrictions do not apply.
- A universal antlerless deer license or deer management assistance permit may be used to take one antlerless deer only, if issued for the area/land where hunting.
- During this season, you can harvest ONE deer, either an antlered deer or an antlerless deer.
- All hunters participating in this season must wear hunter orange. See the Hunter orange section on page 47.
- Baiting restrictions apply during the Independence Hunt. See the Baiting section on page 56.

Who qualifies to participate in the Independence Hunt?

To qualify for the Independence Hunt, you must meet one of the following criteria:

- Be a veteran who has been determined to have 100% disability or a resident of Michigan rated as individually unemployable by the U.S. Department of Veterans Affairs.
- Have been issued a permit by the DNR to hunt from a standing vehicle.
- Have been issued a permit by the DNR to hunt using a laser-sighting device.
- Be a blind individual.
- Be a deaf individual as defined by section 2 of 72 PA 1978, MCL 408.202.

What is the January archery deer season?

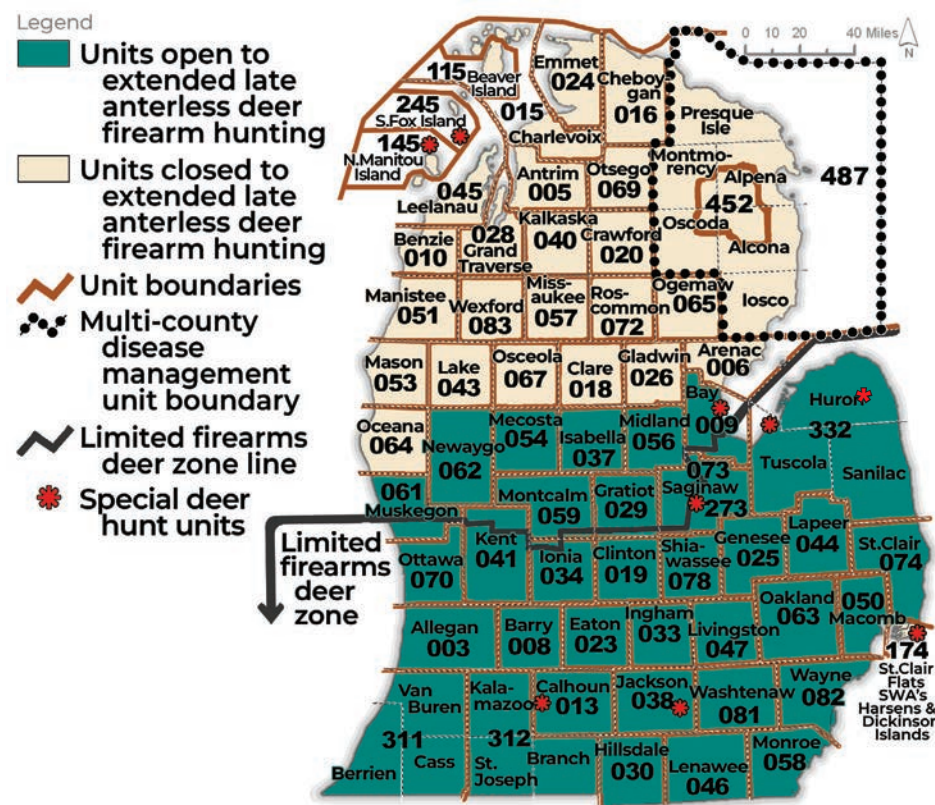
The January archery season is a late archery season that takes place on public and private lands in Huron, Kent, Lapeer, Macomb, Oakland, Sanilac, St. Clair (excluding DMU 174), Tuscola, Washtenaw, and Wayne counties Jan. 2–31 to manage ongoing human/deer conflicts. A single deer license, deer combo license or universal antlerless license are valid during the extended season. All rules and regulations for the archery season apply.



What is the extended late antlerless firearm deer season?

The extended late antlerless firearm deer season is a firearm deer season that takes place on public and private lands Jan. 2–11, 2026, within Allegan, Barry, Bay, Berrien, Branch, Calhoun, Cass, Clinton, Eaton, Genesee, Gratiot, Hillsdale, Huron, Ingham, Ionia, Isabella, Jackson, Kalamazoo, Kent, Lapeer, Lenawee, Livingston, Macomb, Mecosta, Midland, Monroe, Montcalm, Muskegon, Newaygo, Oakland, Ottawa, Saginaw, Sanilac, Shiawassee, St. Clair (excluding DMU 174), St. Joseph, Tuscola, Van Buren, Washtenaw and Wayne counties.

Extended late antlerless firearm DMU map



The Upper Peninsula (not pictured) is closed to extended late antlerless firearm deer hunting.

Are there locations that offer special deer hunts?

Yes. The following locations offer special deer hunts:

- **Fish Point Wildlife Area** — Contact the DNR Field Office at 7750 Ringle Road, Unionville, MI 48767; 989-674-2511.
- **Fort Custer Training Center** — Information on hunts sponsored by the training center can be found at FortCusterhunt.org.
- **Harsens Island** — Contact the St. Clair Flats DNR Wildlife Field Office at 3857 Columbine Road, Harsens Island, MI 48028; 810-748-9504.
- **Nayanquing Point Wildlife Area** — Contact the DNR Field Office at 1570 Tower Beach Road, Pinconning, MI 48650; 989-697-5101.
- **North Manitou Island (DMU 145)** — Contact the Sleeping Bear Dunes National Lakeshore Park headquarters at 9922 Front St., Empire, MI 49630; 231-326-4741. See NPS.gov/SLBE for application and hunting information.
- **Sharonville State Game Area (DMU 038)** — Contact the DNR Waterloo Wildlife Division Office, 3578 Seymour Road, Grass Lake, MI 49240; 517-522-4097. A limited number of reserved deer hunts are available. An access permit is required. All reserved hunts are available to hunters with disabilities only. For more information, see the Reserved Deer Drawing System section on page 32 or visit Michigan.gov/Deer under “Reserved deer hunts.”
- **Shiawassee River State Game Area (DMU 273)** — Contact the DNR Bay City Customer Service Center at 3580 State Park Drive, Bay City, MI 48706; 989-684-9141. A limited number of reserved deer hunts are available. An access permit is required. All reserved hunts are available to hunters with disabilities only. For more information, see the Reserved Deer Drawing System section on page 32 or visit Michigan.gov/Deer under “Reserved deer hunts.”
- **Shiawassee National Wildlife Refuge (DMU 273)** — Contact the local office at 6975 Mower Road, Saginaw, MI 48601; 989-777-5930, opt. 3. A limited number of reserved deer hunts are available. An access permit is required. Some reserved hunts are available to hunters with disabilities only. For more information, see the Reserved Deer Drawing System section on page 32 or visit Michigan.gov/Deer under “Reserved deer hunts.”
- **South Fox Island (DMU 245)** — Contact the DNR Traverse City Customer Service Center at 2122 S. M-37, Traverse City, MI 49685; 231-922-5280. The archery season is Oct. 1–28. The firearm season is Oct. 29 – Nov. 26. You do not need to obtain a special permit to hunt on South Fox Island. Antlered deer must have at least one antler 3 inches or longer.

Deer management units and antler point restrictions

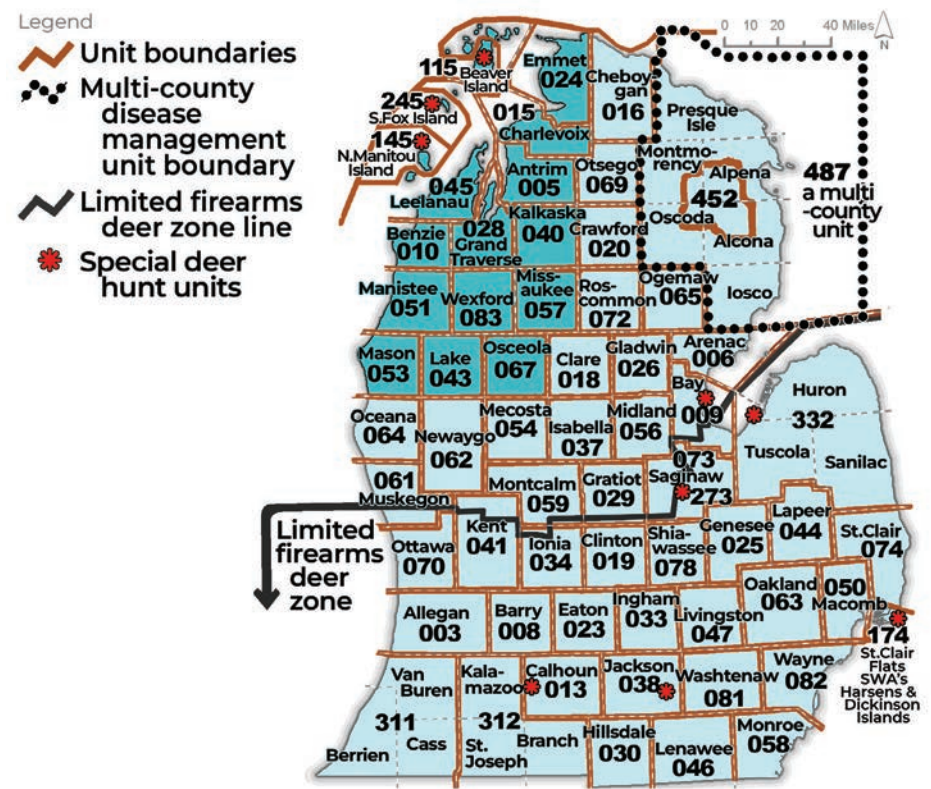
Where can I find descriptions of deer management unit boundaries and antler point restrictions?

For detailed descriptions of deer management unit boundaries and antler point restrictions, visit Michigan.gov/DNRLaws or contact a DNR customer service center, listed at Michigan.gov/ContactDNR. Visit Michigan.gov/Deer for an interactive map of deer management units.

APRs vary throughout the state based on the type of deer license and the hunting location. Use the maps and charts on the following pages to find the APRs for the DMU(s) you want to hunt.

- For Lower Peninsula DMUs and APRs, see pages 12–13.
- For Upper Peninsula DMUs and APRs, see pages 14–15.


Lower Peninsula DMU map




Lower Peninsula APRs

- 1. Look at the Lower Peninsula DMU map and locate the DMU(s) you wish to hunt.
- 2. Match the color of your desired DMU(s) to the color(s) in the Lower Peninsula APRs chart to see the type of deer you may harvest in each season based on your license.


Antler point restriction key




Antlerless deer



3 or more points* on one side



































At least one antler
3 inches or longer



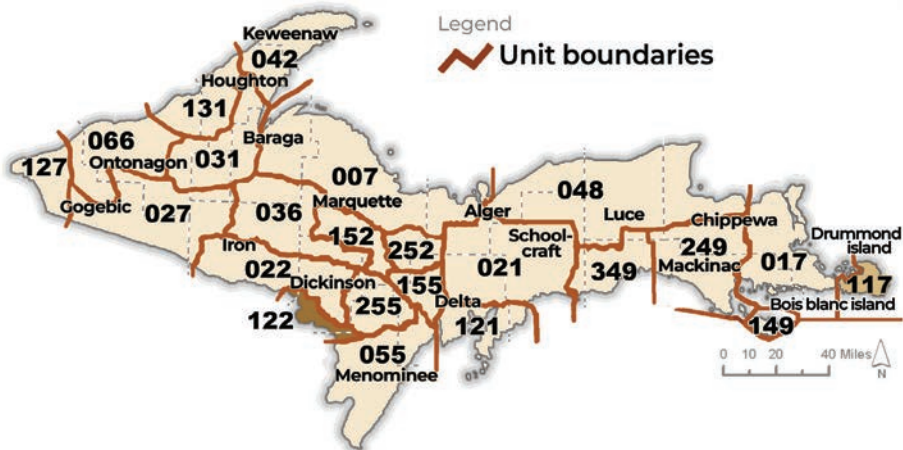
4 or more points* on one side

*A legal point must be at least 1 inch long as measured from its tip to the nearest edge of the antler beam.

Lower Peninsula Seasons							
Early archery		Firearm		Muzzleloader		Late archery	
 or 		 or 		 or 		 or 	
 or 		 or 		 or 		 or 	
 or 		 or 		 or 		 or 	
 or 		 or 		 or 		 or 	
 or 		 or 		 or 		 or 	
 or 		 or 		 or 		 or 	

Youth hunters 16 and younger, individuals licensed under the mentored hunting program, and apprentice license holders are exempt from APRs in all seasons, in all deer management units and under all licenses, which also includes the four-point APR on the restricted tag. A legal antlered deer is one with one antler 3 inches or longer. **If a youth hunter turns 17 during the season (or prior to it), they must follow APRs.**

Upper Peninsula DMU map



Isle Royale, part of Keweenaw County (not pictured), is closed to deer hunting.

Upper Peninsula APRs

- 1. Look at the Upper Peninsula DMU map and locate the DMU(s) you wish to hunt.
- 2. Match the color of your desired DMU(s) to the color(s) in the Upper Peninsula APRs chart to see the type of deer you may harvest in each season based on your license.

Antler point restriction key



Antlerless deer



3 or more points* on one side

























































At least one antler
3 inches or longer



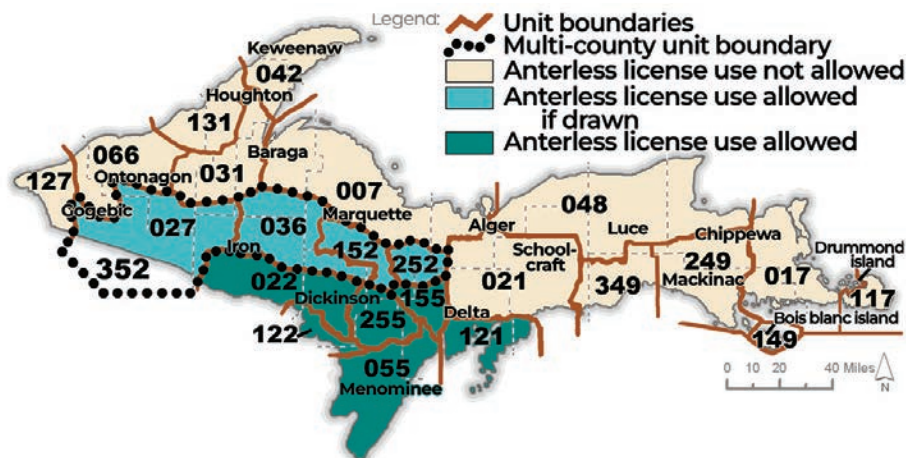
4 or more points* on one side

*A legal point must be at least 1 inch long as measured from its tip to the nearest edge of the antler beam.

		Upper Peninsula Seasons			
		Early archery	Firearm	Muzzleloader	Late archery
Single deer license		 or 			 or 
Deer combo license	Regular tag	 or 			 or 
	Restricted tag	 or 			 or 
Single deer license		 or 			 or 
Deer combo license*	Regular tag	 or 			 or 
	Restricted tag	 or 			 or 
Single deer license		 or 			 or 
Deer combo license	Regular tag	 or 			 or 
	Restricted tag	 or 			 or 
		*DMU 117 has a limit of ONE antlered deer.			

Youth hunters 16 and younger, individuals licensed under the mentored hunting program, and apprentice license holders are exempt from APRs in all seasons, in all deer management units and under all licenses, which also includes the four-point APR on the restricted tag. A legal antlered deer is one with one antler 3 inches or longer. **If a youth hunter turns 17 during the season (or prior to it), they must follow APRs.**

Upper Peninsula antlerless DMU map



Isle Royale, part of Keweenaw County (not pictured), is closed to deer hunting.

Where can I hunt with my universal antlerless deer license in the Upper Peninsula?

If you are hunting in the Upper Peninsula with a universal antlerless deer license:

- You can hunt antlerless deer in the southernmost DMUs (022, 055, 121, 122, 155 and 255).
- You can hunt antlerless deer in DMU 352 (includes middle DMUs 027, 036, 152 and 252) **ONLY if you obtain an antlerless deer hunting access permit** to use with your universal antlerless deer license. One antlerless deer hunting access permit for DMU 352 plus one universal antlerless deer license is required for each deer harvested. Universal antlerless licenses are valid on public and private lands in all deer seasons. See the Antlerless Deer Drawing System section on page 29 for drawing information.

Are there areas in the Upper Peninsula that I cannot use my universal antlerless deer license?

Yes. You cannot use a universal antlerless deer license in the following areas:

- DMU 351 (includes middle DMUs 017, 021, 117, 149, 249 and 349). DMU 351 is closed to antlerless harvest with a universal antlerless deer license.
- Northernmost DMUs (includes DMUs 007, 031, 042, 048, 066, 127 and 131). These northernmost DMUs are closed to antlerless harvest.

Bag limits

Can I harvest a deer with ear tags?

Yes. Deer with ear tags can be taken following all applicable deer hunting regulations. All exotic cervids, including all white cervids, that do not bear visible identification and are found outside of a fence of a cervidae facility for more than 48 hours may be taken by hunting year-round if the individual has a valid hunting license. To report escaped cervids, call 517-284-9453.

Can I harvest albino and piebald deer?

Yes. Albino and piebald deer can be taken following all applicable deer hunting regulations.

What is the statewide bag limit for antlered deer?

There is a statewide limit of two antlered deer, except in DMU 117, where the bag limit is one antlered deer.

How many deer can I harvest during the Liberty Hunt?

During the Liberty Hunt, you can harvest only ONE antlered deer and multiple antlerless deer (one per valid kill tag).

How many deer can I harvest during the Independence Hunt?

During the Independence Hunt, you can harvest ONE deer, either an antlered deer or an antlerless deer.

How many antlerless deer can I harvest during the extended late antlerless firearm deer season?

You can harvest up to 10 antlerless deer (one per valid kill tag) Jan. 2–11 during the extended late antlerless firearm deer season. See the Deer licenses section on page 26 to determine which kill tags are valid for this season.



License types and fees by age

License type	Youth age 9 and under	Youth age 10–16	Resident age 17–64	Resident senior age 65+	Nonresident age 17+ ¹
Antlerless deer hunting access permit application	\$5	\$5	\$5	\$5	\$5
Antlerless deer hunting access permit	\$0	\$0	\$0	\$0	\$0
Base license* — valid through March 31, 2026.	N/A	\$6	\$11	\$5	\$151
Deer combo license ²	N/A	\$40	\$40	\$28	\$190
DMU 487 antlerless deer license	\$5	\$5	\$5	\$5	\$5
DNR Sportcard ³	\$1	\$1	\$1	\$1	\$1
Extended late antlerless deer license ⁴	\$5	\$5	\$5	\$5	\$5
Hunt/fish combo license*	N/A	N/A	\$76	\$43	\$266
Inclusive mentored license ⁵	\$0	\$0	\$0	\$0	\$0
Mentored youth license	\$7.50	N/A	N/A	N/A	N/A
Pure Michigan Hunt application	N/A	\$5	\$5	\$5	\$5
Reserved deer hunt access permit application	\$5	\$5	\$5	\$5	\$5
Reserved deer hunt access permit	\$0	\$0	\$0	\$0	\$0
Single deer license ²	N/A	\$20	\$20	\$8	\$20
Universal antlerless deer license	\$20	\$20	\$20	\$20	\$20

*One dollar from each of these licenses will be used to educate the public on the benefits of hunting, fishing and trapping in Michigan and the impact of these activities on

the conservation, preservation and management of the state's natural resources.

¹Nonresidents under 17 years old may purchase a resident base license.

²At the time of purchase, you must choose if you want the opportunity to harvest one or two antlered deer (except DMU 117). If you only want to harvest one antlered deer throughout the license year, you can purchase a single deer license (one kill tag). If you want to harvest two antlered deer throughout the license year, you must purchase a deer combo license (two kill tags).

³The DNR Sportcard is not required if you have a valid state-issued driver's license or ID card.

⁴The extended late antlerless deer license is only valid Jan. 2–11, 2026, in certain counties during the extended late antlerless firearm season.

⁵The inclusive mentored license package is only available for qualified individuals at DNR offices, online through Michigan.gov/DNRLicenses or through the Michigan DNR Hunt Fish app.

Do I need a hunting license to target practice?

No. You do not need a hunting license when target shooting for practice or sighting in a firearm at an identifiable, artificially constructed target and when there is no attempt to take game.

Hunter education

Is hunter education required for purchasing a license?

Yes. If you were born on or after Jan. 1, 1960, you must present your hunter education certificate or previous hunting license (other than a base apprentice license) to purchase your license. Individuals who are qualified to hunt under the Mentored Hunting Program are exempt from the hunter education requirement (see the Mentored hunting section on page 19 for more details). A valid hunter education certificate from another state meets this requirement. Michigan's hunter education courses are offered throughout the year around the state. The online course can be found at Michigan.gov/HunterEducation. For a replacement Michigan hunter education certificate, visit Michigan.gov/RecreationalSafety.

What are the rules for a youth hunter 10–16 years old who has a hunter education certificate?

A youth hunter 10–16 years old who has a hunter education certificate must be accompanied by an adult 18 years old or older to hunt, unless the youth is hunting on land where a parent or guardian regularly lives.

Mentored hunting

What is the Mentored Hunting Program?

The Mentored Hunting Program is a set of rules that establishes the mentored youth license package and the inclusive mentored license package.

What are the rules for a mentor participating in the Mentored Hunting Program?

A mentor is responsible for the mentored hunter's actions in the field. A mentor must ensure the hunting device (shotgun, rifle, bow, etc.) used by the mentored hunter is properly fitted and appropriately suited for the mentored hunter.

A mentor can only carry two hunting devices in the field. To participate as a mentor in the Mentored Hunting Program, you must meet all of the following qualifications:

- Be at least 21 years old.
- Have previous hunting experience.
- Possess a current-year Michigan base license that is not an apprentice license.

What is the mentored youth license?

The mentored youth license is a license package that allows youth hunters 9 years old and younger to hunt small game, waterfowl, turkey (spring and fall) and deer, trap furbearers and fish for all species with a qualified mentor. It also allows the mentored youth hunter to apply for or purchase additional licenses including antlerless deer, bear and elk. The mentored youth license and kill tags will remain valid for the duration of the license year, even if the mentored youth hunter turns 10 years old during the year.

- The single deer license issued with the mentored youth license is valid for any deer in any deer management unit, except for units open during an antlerless-only season, when only an antlerless deer may be taken. Antler point restrictions do not apply.

What is the inclusive mentored license?

The inclusive mentored license is a license package that allows individuals with developmental disabilities to hunt small game, waterfowl, turkey (spring and fall) and deer, trap furbearers and fish for all species with a qualified mentor. It also allows the mentored hunter to apply for or purchase additional licenses including antlerless deer, bear and elk.

- The single deer license issued with the inclusive mentored license is valid for any deer in any deer management unit, except for units open during an antlerless-only season, when only an antlerless deer may be taken. Antler point restrictions do not apply.

Who qualifies for the inclusive mentored license?

To qualify for the inclusive mentored license, one of the following must apply:

- The mentored individual is a minor child with a developmental disability and is unable to complete hunter education.
- The mentored individual is an adult with a developmental disability, has a guardian appointed under chapter 6 of the mental health code (1974 PA 258, MCL 330.1600 to 330.1644) and is unable to complete hunter education.

Apprentice hunting

What is the Apprentice Hunting Program?

The Apprentice Hunting Program allows a person who does not have a hunter education certificate and is 10 years old or older to hunt during the current hunting seasons with a qualified mentor. An apprentice hunter will need to purchase a base apprentice license to participate. Additional licenses are required to hunt big game, furbearers and waterfowl.

- Apprentice hunters can hunt on public lands and private or Commercial Forest lands for deer.
- Apprentice hunters are exempt from antler point restrictions during all deer seasons, in all regions and for all deer licenses, which also includes the four-point APR on the restricted tag. A legal antlered deer is one antler 3 inches or longer.

I am not a resident of Michigan. Can I purchase a base apprentice license?

Yes. The base apprentice hunting license is available to residents and nonresidents who do not have a hunter education certificate.

How many times can I purchase a base apprentice license?

You can purchase a base apprentice license for up to two license years before you must successfully complete a hunter education course and purchase a regular base license.

I am an apprentice hunter. Can I hunt by myself?

No. If you are licensed under the Apprentice Hunting Program, you must be accompanied by someone 21 years old or older who has a regular base license and a current-year hunting license for the same game you are hunting. If you are an apprentice hunter who is 10–16 years old, your accompanying mentor must be your parent, guardian or someone designated by your parent or guardian who is at least 21 years old. A mentor can accompany no more than two apprentice hunters while hunting.

How close do I need to be to my accompanying mentor during the hunt?

Your accompanying mentor must be able to come to your immediate aid and stay within a distance that permits uninterrupted, unaided visual and auditory contact.

Hunters with disabilities

Additional resources for hunters with disabilities are available through Michigan Operation Freedom Outdoors. Visit [MIOFO.org](https://michiganofoutdoors.org) for more information.

Who qualifies for a disability bow permit?

Those with a temporary or permanent disability that affects their ability to use a conventional bow may apply for a disability bow permit. Disability bow permits are required for using a crossbow or modified bow during late archery season in the

Upper Peninsula. A physician can automatically certify a hunter as eligible for a disability bow permit if the hunter has an amputation involving body extremities required for stable function to use conventional archery equipment or has a spinal cord injury resulting in permanent disability to the lower extremities, leaving the applicant permanently nonambulatory, or has a permanent wheelchair restriction. If none of the above criteria apply, physicians, physical therapists or occupational therapists can certify hunters who fail a functional draw test that equals 35 pounds of resistance and involves holding it for four seconds, a manual muscle test involving the grading of shoulder and elbow flexion and extension, or an impaired range-of-motion test involving the shoulder or elbow. In addition, a physician can recommend a disability bow permit for other temporary or permanent disabilities, such as neuromuscular conditions. For more information and an application, call 517-284-6057 or visit Michigan.gov/DNRAccessibility.

Who qualifies for a permit to hunt from a standing vehicle?

A person who, due to injury, disease, amputation or paralysis, is permanently disabled and unable to walk, may apply for a permit to hunt from a standing vehicle. This permit allows a licensed hunter to hunt, and shoot from, a parked motor vehicle, off-road vehicle or personal assistive mobility device. Subject to all other regulations, including antlered deer limits and antler point restrictions, this permit also entitles the holder to take a deer of either sex under any valid deer license. Visit Michigan.gov/DNRAccessibility for more information and an application.

- **Use of off-road vehicles:** Those holding a valid permit to hunt from a standing vehicle or those hunting with disabilities while using an ORV may display an orange flag to identify themselves as hunters with disabilities. Hunters with disabilities hunting on Commercial Forest land must get landowner permission for motorized access.
- **Use of personal assistive mobility devices:** An individual whose disability requires use of a wheelchair or PAMD, and who has a valid permit to hunt from a standing vehicle, may use such equipment anywhere foot travel is allowed on public land. Areas that prohibit the use of motorized vehicles are not off-limits to PAMDs. Use caution where the landscape is uneven or presents other safety concerns.

I am legally blind. Can I hunt with a laser-sighting device?

Yes. Legally blind hunters can use laser-sighting devices to take game, subject to all other regulations, with a firearm or crossbow if all the following conditions are met:

- The person is accompanied by a sighted person who is at least 18 years old and possesses proof of a current or previous hunting license (other than a base apprentice license) or proof of successful completion of a hunter education course.
- The legally blind person possesses the appropriate hunting license and proof of impairment in the form of a Secretary of State ID card. No permit is necessary for this accommodation.

Can I get a permit to hunt using a laser-sighting device?

Yes. Hunters with other permanent disabilities can apply to the DNR Law Enforcement Division for a permit to use a laser-sighting device with a firearm or crossbow to take game. Subject to all other regulations, a permittee can take game with the use of a laser-sighting device only if accompanied by a sighted person who is at least 18 years old and licensed to hunt the same game (other than with a base apprentice license). For application information, please call 517-284-6000.

Michigan residents

Do I qualify as a Michigan resident?

To qualify for as a Michigan resident, you must meet one of the following criteria:

- Reside in a settled or permanent home or domicile within the boundaries of this state with the intention of remaining in this state. Resident status can only be claimed in one state.
- Be a full-time student at a Michigan college or university and reside in the state during the school year.
- Serve full-time in the U.S. military and be officially stationed in Michigan.
- Serve full-time in the U.S. military and maintain residency in Michigan.

I own land in Michigan but live in a different state. Can I buy a resident hunting license?

No. The ownership of land in Michigan by itself is not a qualification for a resident license. You would be considered a nonresident.

Michigan veterans with disabilities

I am a Michigan veteran with a disability. Do I get a discount?

Yes. Michigan resident veterans with a disability are eligible to obtain any hunting license that does not require a separate application free of charge, if one of the following conditions is met:

- You have been determined by the United States Department of Veterans Affairs to be permanently and totally disabled as a result of military service and entitled to veterans' benefits at the 100% rate, for disabilities other than blindness.
- You have been rated by United States Department of Veterans Affairs as individually unemployable.

Documentation of eligibility from the Veterans Administration stating either of the above conditions should be in the possession of a veteran when obtaining free licenses and while afield.

U.S. military personnel

I am a resident of Michigan and in the military. Do I get a discount?

Yes. If you are a full-time, active-duty member of the federal U.S. military and have maintained Michigan resident status, your hunting license fees are waived, except for hunting licenses obtained through a drawing. You must present military ID, leave papers, duty papers, military orders or other evidence verifying that you are an active-duty member of the military, along with a valid Michigan driver's license or voter registration card.

I am not a resident of Michigan and in the military. Do I get a discount?

No. Hunting license fees are not waived for nonresidents, even if you are a full-time, active-duty member of the federal U.S. military.

Treaty-authorized hunters

Can I hunt with a tribal member?

Yes. You can hunt with a tribal member who is present and actively hunting if you possess a state-issued hunting license for the applicable species and season for which you are hunting. You must still follow all applicable state deer hunting regulations.

DNR Sportcard

What is a DNR Sportcard?

A DNR Sportcard serves as a valid form of identification for people without a driver's license. There are no age restrictions or residency requirements for purchase. **A DNR Sportcard is not required if you have a valid state-issued driver's license or ID card.** A DNR Sportcard with accurate information can be used from year to year.

Hunt/fish combo license

What is the hunt/fish combo license?

The hunt/fish combo license is a license package that includes an annual fishing license good for all species on any Michigan body of water, a base license that allows small game hunting and a deer combo license (regular and restricted kill tags) valid in both archery and firearm seasons.

Base license

What is a base license?

A base license is required for everyone who hunts in Michigan. The base license provides funding for habitat and conservation work on both public and private

land and supports the work of conservation officers and field staff to ensure safe, legal hunting practices are followed. The base license is not a kill tag and is valid for hunting small game. Additional licenses are required to hunt and trap other species. Hunters are always encouraged to carry their base license when hunting.

Deer licenses

Which deer licenses are available in Michigan?

The following deer licenses are available to purchase in Michigan:

- Single deer license — One kill tag valid for one deer.
- Deer combo license — Two kill tags (regular and restricted) valid for one deer per kill tag.
- Universal antlerless deer license — One kill tag valid for one antlerless deer only.
- DMU 487 antlerless deer license — One kill tag valid for one antlerless deer only.
- Extended late antlerless deer license — One kill tag valid for one antlerless deer only.

See pages 12–15 for how the single deer license and deer combo licenses can be used in each deer season.

Can I purchase a single deer license and a deer combo license?

No. If you purchased a single deer license, you cannot purchase a second single deer license or the deer combo license.

What is a universal antlerless deer license?

A universal antlerless deer license is a kill tag that allows residents and nonresidents to take an antlerless deer on public or private land in any deer management unit open to antlerless deer hunting in all deer seasons. No application is needed to purchase a universal antlerless deer license. Hunters of any age may purchase universal antlerless deer licenses, including hunters licensed under the Mentored Hunting Program. Antlerless deer hunters in DMU 352 must obtain an antlerless deer hunting access permit in addition to the universal antlerless license (see the Antlerless Deer Drawing System section on page 29 for more information).

How many universal antlerless deer licenses can I purchase?

You can purchase up to 10 universal antlerless deer licenses, statewide, per license year. This limit includes discounted antlerless deer licenses for DMU 487.

What is an extended late antlerless deer license?

An extended late antlerless deer license is a kill tag that allows residents and nonresidents to take an antlerless deer on public or private land within DMUs open to antlerless deer hunting during the extended late antlerless firearm deer season. These licenses are only valid Jan. 2–11, 2026.

How many extended late antlerless deer licenses can I purchase?

From Dec. 1 through Jan. 11, you can purchase up to 10 extended late antlerless deer licenses. These licenses do not count toward the purchase limit of 10 universal antlerless deer licenses.

Which deer licenses are valid during the extended late antlerless firearm deer season?

Unused single deer licenses (including those issued through the Mentored Hunting Program), deer combo licenses (regular kill tags), deer combo licenses (restricted kill tags), universal antlerless deer licenses, extended late antlerless deer licenses or DMA permits are valid for harvesting antlerless deer during the extended late antlerless firearm deer season.

What type of lands can I hunt with deer licenses?

You must have permission from the landowner to hunt on private property.

- The single deer license and deer combo license (regular and restricted kill tags) are valid on all public and private lands in the Upper and Lower peninsulas. Antler point restrictions may apply.
- The universal antlerless deer license is valid on all public and private lands in the Lower Peninsula.
- The universal antlerless deer license is valid on all public and private lands in the southernmost portion of the Upper Peninsula with DMUs open to antlerless hunting.
- The universal antlerless deer license is valid on all public and private lands in DMU 352 of the Upper Peninsula. In DMU 352, you must have an antlerless deer hunting access permit **AND** a universal antlerless deer license (see the Antlerless Deer Drawing System section on page 29 for more information).
- The extended late antlerless deer license is valid on public and private lands Jan. 2–11, 2026, within Allegan, Barry, Bay, Berrien, Branch, Calhoun, Cass, Clinton, Eaton, Genesee, Gratiot, Hillsdale, Huron, Ingham, Ionia, Isabella, Jackson, Kalamazoo, Kent, Lapeer, Lenawee, Livingston, Macomb, Mecosta, Midland, Monroe, Montcalm, Muskegon, Newaygo, Oakland, Ottawa, Saginaw, Sanilac, Shiawassee, St. Clair (excluding DMU 174), St. Joseph, Tuscola, Van Buren, Washtenaw and Wayne counties.

Can I let someone else hunt using my deer license(s)?

No. You cannot use another person's kill tag or allow another person to use your kill tag. It is illegal for hunters to harvest or attempt to harvest a deer unless they have an unused deer license issued in their name.

Can I use the same kill tag on more than one deer?

No. You cannot use a kill tag more than once.

Can I put my kill tag on a deer someone else harvested?

No. You cannot put your kill tag on a deer you did not harvest.

What is a deer management assistance permit?

A deer management assistance permit allows an individual to harvest antlerless deer only on the property for which it has been issued and adjacent private property with permission of the landowner. Deer taken with DMA permits do not count against a hunter's license purchase limit. DMA permits are not stand-alone licenses. You must purchase an appropriate deer license for the season in which you are hunting.

Pure Michigan Hunt

What is the Pure Michigan Hunt?

The Pure Michigan Hunt is a chance at the hunt of a lifetime for three lucky hunters. Winners may purchase one elk (resident only), bear, antlerless deer, spring turkey, fall turkey and base hunting license at a total cost of \$3. They may also participate in one reserved waterfowl hunt at a managed waterfowl area or have first selection of another hunt choice at any managed waterfowl area if approved by the local area manager. Also, winners will receive a prize package worth thousands and can choose to transfer their Pure Michigan Hunt opportunities to other individuals. Each PMH license will be valid for the applicable 2026 species hunting season and able to be used in any open hunt area for that species, except bear hunting on Drummond Island. Licenses will be subject to all 2026 hunting regulations.

How does the Pure Michigan Hunt drawing system work?

Hunters are selected for a Pure Michigan Hunt license package using a random drawing system. In the license drawing, Michigan residents and nonresidents are equally eligible for selection and license purchase.

When is the application period for the 2026 Pure Michigan Hunt drawing?

The application period is Jan. 1 – Dec. 31, 2025.

How many Pure Michigan Hunt applications can I purchase?

You can purchase as many Pure Michigan Hunt applications as you wish until Dec. 31, 2025.

I am an apprentice hunter. Can I apply in the drawing?

No. You must be eligible to purchase regular, nonapprentice hunting licenses to apply in the Pure Michigan Hunt drawing.

I am not a resident of Michigan. Can I apply in the drawing?

Yes. You can apply in the Pure Michigan Hunt drawing as a nonresident. However, if you are selected, you will not be eligible to receive the PMH elk license.

When will the 2026 Pure Michigan Hunt winners be announced?

Three lucky hunters will be drawn in January 2026, and the winners will be announced via Facebook video broadcast, with final confirmation by phone. Drawing results will be posted online the week following the video announcement.

Where can I find more information?

For more information on the Pure Michigan Hunt drawing, visit Michigan.gov/PMH.

Identification requirements

What identification do I need to purchase a license?

To purchase a hunting license in Michigan, you must have one of the following forms of identification:

- Valid Michigan driver's license.
- Valid nonresident driver's license.
- State of Michigan ID card (issued by the Secretary of State).
- Michigan DNR Sportcard.

Do I have to carry my hunting license(s) when hunting?

Yes. When hunting, you must carry your applicable hunting license(s) and the identification used to purchase the license(s) and present them upon demand of a Michigan conservation officer, a tribal conservation officer or any law enforcement officer.

Where to buy licenses and kill tags

Where can I purchase a Michigan hunting license?

You can purchase a Michigan hunting license from any license agent, online at Michigan.gov/DNRLicenses or through the Michigan DNR Hunt Fish app. The app is available for download at the Google Play Store or the Apple App Store. Find a license agent at Michigan.gov/DNRLicenseAgents.

I purchased my deer license online. When will I get my kill tag?

If you purchased your deer license online, your kill tag will be mailed to you seven to 10 business days after your purchase. You cannot go hunting without the deer license in your possession.

Where can I purchase the inclusive mentored license package?

You can purchase an inclusive mentored license package from any DNR office, online through Michigan.gov/DNRLicenses or through the Michigan DNR Hunt Fish app.

Lost licenses and kill tags

What do I do if I lost my hunting license?

If you originally purchased your hunting license at a license agent or online, you can visit a license agent and have your license(s) reprinted (\$3 for non-kill tag replacement and full price for kill tag replacement). You must provide the identification number used to purchase the original license.

If you originally purchased your hunting license online, you received an email containing a PDF file of printable licenses (non-kill tag(s)), including your base license. Save your PDF so it can be reprinted if misplaced. If you have an eLicense account, you may log in at Michigan.gov/DNRLicenses to reprint your non-kill tag items. Access your purchase history to reprint current licenses. Call 517-284-6057 for licensing assistance.

What is the Upper Peninsula antlerless deer hunting access permit?

In the Upper Peninsula, antlerless deer harvest is restricted in DMUs 351 and 352 (see page 16). DMU 351 has no antlerless deer hunting access permits available for the 2025 hunting season. Universal antlerless deer licenses are not valid in DMU 351. To hunt antlerless deer in DMU 352, you are required to have an antlerless deer hunting access permit for DMU 352 **AND** a universal antlerless deer license for each deer harvested.

Exception: In DMU 351 and DMU 352, a single deer license or deer combo license can be used to take an antlerless deer during the early archery season and during the late archery season. An Upper Peninsula antlerless deer hunting access permit is not required. See the Upper Peninsula APRs chart on page 15.

How does the antlerless deer hunting access permit drawing system work?

A limited number of Upper Peninsula antlerless deer hunting access permits will be available by drawing. Hunters are selected for an antlerless deer hunting access permit using a random drawing system. In the access permit drawing, Michigan residents and nonresidents are equally eligible for selection and license purchase.

Application information

When is the application period for the 2025 antlerless deer hunting access permit drawing?

The application period is July 15 – Aug. 15, 2025.

How much is an application?

An application is \$5.

How many antlerless deer hunting access permit applications can I purchase?

You can only purchase one antlerless deer hunting access permit application per year. In 2025, you can apply for an antlerless deer access permit valid for DMU 352 only.

Can I apply to hunt with other hunters?

No. You cannot apply in a party with other hunters in the Upper Peninsula antlerless deer hunting access permit drawing.

What identification do I need to purchase an application?

To purchase an antlerless deer hunting access permit application in Michigan, you must have one of the following forms of identification:

- Valid Michigan driver's license.
- Valid nonresident driver's license.
- State of Michigan ID card (issued by the Secretary of State).
- Michigan DNR Sportcard.

Where can I purchase an application?

You can purchase an application from any license agent, online at Michigan.gov/DNRLicenses or through the Michigan DNR Hunt Fish app. The app is available for download at the Google Play Store or the Apple App Store. Find a license agent at Michigan.gov/DNRLicenseAgents.

Eligible applicants

Who is eligible to apply for the drawing?

The following people are eligible to apply for an antlerless deer hunting access permit (unless they have an active revocation or are otherwise ineligible):

- A person who is 9 years old or younger and is licensed under the Mentored Hunting Program.
- A person who is or will be 10 years old or older during the hunt period for which the person is applying for and has a hunter education certificate.
- A person who is licensed as an apprentice hunter or an inclusive mentored hunter.

I am not a resident of Michigan. Can I apply for the drawing?

Yes. You can apply in the Upper Peninsula antlerless deer hunting access permit drawing as a nonresident.

Application process

How do I apply for the drawing?

1. Look at the Upper Peninsula antlerless DMU map on page 16 to view DMU 352.
2. Make note of the corresponding hunt number and be sure to select this number when purchasing your application.
3. Purchase an application for the hunt number you chose (you can select one hunt number).
4. Check your receipt for accuracy and retain it as proof of your application.

Application assistance

The receipt I received is not printed clearly or has an error. What do I do?

You are responsible for obtaining a DNR application receipt that correctly states your customer ID and hunt choice. Do not accept a receipt that is not legible. Check your receipt for accuracy and retain it as proof that you applied. Ensure any application errors are corrected prior to the application deadline. If you submit an invalid application, you will be ineligible for the drawing.

I am having trouble applying. What do I do?

You can call 517-284-9453 for assistance.

Drawing results

When will drawing results be available?

Drawing results will be available on Sept. 2, 2025.

How do I check my drawing results?

You can check your drawing results online at Michigan.gov/DNRLicenses, through the Michigan DNR Hunt Fish app or by calling 517-284-9453. You are responsible for obtaining your drawing results.

What happens if I am selected for an access permit in the drawing?

You can obtain the access permit for which you were selected. Access permits are free. You can obtain your access permit from any license agent, online at Michigan.gov/DNRLicenses or through the Michigan DNR Hunt Fish app.

Can I sell my drawing success?

No. You cannot sell your antlerless deer drawing success.

Can I transfer my drawing success?

No. You cannot transfer your antlerless deer drawing success to another person.

When are leftover antlerless deer hunting access permits available?

All remaining antlerless deer hunting access permits for DMU 352 will be available on a first-come, first-served basis beginning Sept. 8 at 10 a.m. Eastern Time until the quota of 500 is met. There is no guarantee that leftover access permits will be available. Current leftover license and permit availability can be viewed at Michigan.gov/DNRLicenses.



What is the reserved deer hunting access permit?

In certain DMUs on state and federal public lands (see list below), deer harvest is restricted. To hunt deer in these DMUs, you are required to have a reserved deer hunting access permit for the DMU you are hunting AND a valid deer license for the season you are hunting for each deer harvested. Contact the local area office for area-specific details.

Sharonville State Game Area (DMU 038) – 13578 Seymour Road, Grass Lake, MI 48290; 517-522-4097.

- All hunts are reserved for hunters with disabilities.

Shiawassee National Wildlife Refuge (DMU 273) – 6975 Mower Road, Saginaw, MI 48601; 989-777-5930.

- General and youth hunts are available.
- Some hunts are reserved for individuals who are incapable of movement without the use of a personal assistive mobility device.

Shiawassee River State Game Area (DMU 273) – 225 E. Spruce St., St. Charles, MI 48655; 989-865-6211 or 989-684-9141.

- General and youth hunts are available.

How does the reserved deer hunting access permit drawing system work?

Hunters are selected for a reserved deer hunting access permit using a random drawing system. In the access permit drawing, Michigan residents and nonresidents are equally eligible for selection and license purchase. For more information on the reserved deer hunting access permit drawing, visit Michigan.gov/Deer under “Reserved deer hunts.”

Application information

When is the application period for the 2025 reserved deer drawing?

The application period is July 15 – Aug. 15, 2025.

How much is an application?

An application is \$5.

How many reserved deer hunting access permit applications can I purchase?

You can only purchase one reserved deer hunting access permit application per year. You can apply for a reserved deer hunting access permit valid for a specific reserved deer hunt during specific season dates.

Application process

How do I apply for the drawing?

1. Look at the reserved deer hunt information at Michigan.gov/Deer under “Reserved deer hunts” and choose the DMU you want to hunt.
2. Find your desired season dates for the DMU you chose. Make note of the corresponding hunt number and be sure to select this number when purchasing your application. **Read the eligibility requirements for each hunt carefully and make sure you qualify before applying.**
3. Purchase an application for the hunt number you chose.
4. Check your receipt for accuracy and retain it as proof of your application.

Party applications

Can I apply to hunt with other hunters?

Yes. You can apply in a party with one other person. If you apply with more than one person, you will be ineligible for the drawing. Everyone in the party will receive a license if the party is selected, except for those who submit an invalid application.

How do I apply with someone else as a party?

The first person to apply (either you or the other member of the party) selects the hunt numbers(s) and receives a “party ID” number, which is printed on the application receipt. A new party ID number is issued each year. Then, the other person uses the party ID number when applying to complete the party. Make sure to verify the party ID number is identical on both receipts.

Drawing results

When will drawing results be available?

Drawing results will be available on Sept. 2, 2025.

How do I check my drawing results?

You can check your drawing results online at Michigan.gov/DNRLicenses, through the Michigan DNR Hunt Fish app or by calling 517-284-9453. You are responsible for obtaining your drawing results.

What happens if I am selected for an access permit in the drawing?

You can obtain the access permit for which you were selected. Access permits are free. You can obtain your access permit from any license agent, online at Michigan.gov/DNRLicenses or through the Michigan DNR Hunt Fish app.

Can I sell my drawing success?

No. You cannot sell your reserved deer drawing success.

Can I transfer my drawing success?

No. You cannot transfer your reserved deer drawing success to another person.

When are leftover reserved deer hunting access permits available?

All remaining reserved deer hunting access permits will be available on a first-come, first-served basis beginning Sept. 8 at 10 a.m. Eastern Time until quotas are met for each DMU. There is no guarantee that leftover access permits will be available. Current leftover license and permit availability may be viewed at Michigan.gov/DNRLlicenses.

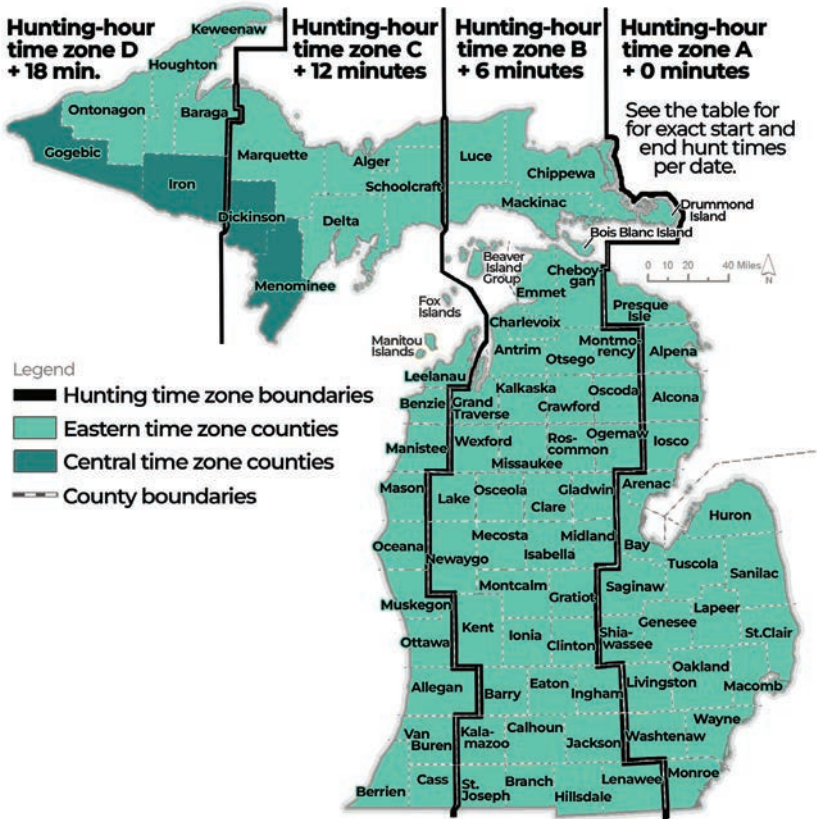


Hunting hours

When is it legal for me to hunt deer?

Legal hunting hours for deer (one-half hour before sunrise to one-half hour after sunset) for Zone A are printed in the table. To determine the opening (a.m.) or closing (p.m.) time in another time zone, add the minutes shown on the map for the zone to the times from the Zone A hunting hours table. The hunting hours listed in the table reflect Eastern Time, adjusted for daylight saving time where appropriate. If you are hunting in Gogebic, Iron, Dickinson or Menominee counties (Central Time), you must make an additional adjustment to the printed time by subtracting one hour.

Hunting time zones map



Isle Royale, part of Keweenaw County (not pictured), is closed to hunting and trapping.

Zone A Hunting Hours Table (September – November 2025)

Hunting hours listed are one-half hour before sunrise to one-half hour after sunset (adjusted for daylight saving time).

Date	Time Zone A a.m.	Time Zone A p.m.	Date	Time Zone A a.m.	Time Zone A p.m.	Date	Time Zone A a.m.	Time Zone A p.m.
Sept. 13	6:40	8:15	Oct. 1	7:00	7:43	Nov. 1	7:36	6:55
Sept. 14	6:41	8:13	Oct. 2	7:01	7:41	Nov. 2	6:37	5:54
Sept. 15	6:42	8:11	Oct. 3	7:02	7:40	Nov. 3	6:38	5:53
Sept. 16	6:44	8:09	Oct. 4	7:03	7:38	Nov. 4	6:40	5:51
Sept. 17	6:45	8:08	Oct. 5	7:04	7:36	Nov. 5	6:41	5:50
Sept. 18	6:46	8:06	Oct. 6	7:05	7:35	Nov. 6	6:42	5:49
Sept. 19	6:47	8:04	Oct. 7	7:06	7:33	Nov. 7	6:43	5:48
Sept. 20	6:48	8:02	Oct. 8	7:07	7:31	Nov. 8	6:45	5:47
Sept. 21	6:49	8:01	Oct. 9	7:09	7:29	Nov. 9	6:46	5:46
Sept. 22	6:50	7:59	Oct. 10	7:10	7:28	Nov. 10	6:47	5:45
Sept. 23	6:51	7:57	Oct. 11	7:11	7:26	Nov. 11	6:48	5:44
Sept. 24	6:52	7:55	Oct. 12	7:12	7:24	Nov. 12	6:50	5:43
Sept. 25	6:53	7:54	Oct. 13	7:13	7:23	Nov. 13	6:51	5:42
Sept. 26	6:54	7:52	Oct. 14	7:14	7:21	Nov. 14	6:52	5:41
Sept. 27	6:55	7:50	Oct. 15	7:15	7:20	Nov. 15	6:53	5:40
Sept. 28	6:56	7:48	Oct. 16	7:17	7:18	Nov. 16	6:55	5:39
Sept. 29	6:57	7:47	Oct. 17	7:18	7:16	Nov. 17	6:56	5:38
Sept. 30	6:59	7:45	Oct. 18	7:19	7:15	Nov. 18	6:57	5:37
			Oct. 19	7:20	7:13	Nov. 19	6:58	5:37
			Oct. 20	7:21	7:12	Nov. 20	6:59	5:36
			Oct. 21	7:22	7:10	Nov. 21	7:01	5:35
			Oct. 22	7:24	7:09	Nov. 22	7:02	5:35
			Oct. 23	7:25	7:07	Nov. 23	7:03	5:34
			Oct. 24	7:26	7:06	Nov. 24	7:04	5:33
			Oct. 25	7:27	7:04	Nov. 25	7:05	5:33
			Oct. 26	7:28	7:03	Nov. 26	7:06	5:32
			Oct. 27	7:30	7:02	Nov. 27	7:08	5:32
			Oct. 28	7:31	7:00	Nov. 28	7:09	5:32
			Oct. 29	7:32	6:59	Nov. 29	7:10	5:31
			Oct. 30	7:33	6:58	Nov. 30	7:11	5:31
			Oct. 31	7:35	6:56			

Zone A Hunting Hours Table (December 2025 – January 2026)

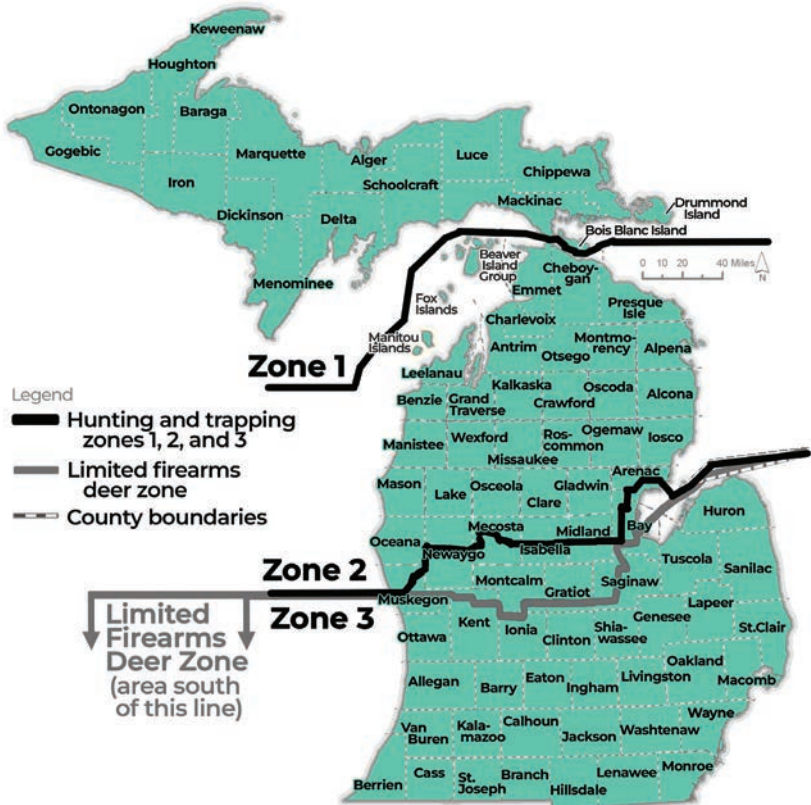
Hunting hours listed are one-half hour before sunrise to one-half hour after sunset.

Date	Time Zone A a.m.	Time Zone A p.m.	Date	Time Zone A a.m.	Time Zone A p.m.
Dec. 1	7:12	5:31	Jan. 1	7:31	5:41
Dec. 2	7:13	5:30	Jan. 2	7:31	5:41
Dec. 3	7:14	5:30	Jan. 3	7:31	5:42
Dec. 4	7:15	5:30	Jan. 4	7:31	5:43
Dec. 5	7:16	5:30	Jan. 5	7:31	5:44
Dec. 6	7:17	5:30	Jan. 6	7:31	5:45
Dec. 7	7:18	5:30	Jan. 7	7:31	5:46
Dec. 8	7:19	5:30	Jan. 8	7:31	5:47
Dec. 9	7:20	5:30	Jan. 9	7:31	5:48
Dec. 10	7:21	5:30	Jan. 10	7:30	5:49
Dec. 11	7:21	5:30	Jan. 11	7:30	5:50
Dec. 12	7:22	5:30	Jan. 12	7:30	5:52
Dec. 13	7:23	5:30	Jan. 13	7:29	5:53
Dec. 14	7:24	5:30	Jan. 14	7:29	5:54
Dec. 15	7:25	5:31	Jan. 15	7:29	5:55
Dec. 16	7:25	5:31	Jan. 16	7:28	5:56
Dec. 17	7:26	5:31	Jan. 17	7:28	5:57
Dec. 18	7:26	5:32	Jan. 18	7:27	5:59
Dec. 19	7:27	5:32	Jan. 19	7:26	6:00
Dec. 20	7:28	5:32	Jan. 20	7:26	6:01
Dec. 21	7:28	5:33	Jan. 21	7:25	6:02
Dec. 22	7:29	5:33	Jan. 22	7:24	6:04
Dec. 23	7:29	5:34	Jan. 23	7:24	6:05
Dec. 24	7:29	5:35	Jan. 24	7:23	6:06
Dec. 25	7:30	5:35	Jan. 25	7:22	6:07
Dec. 26	7:30	5:36	Jan. 26	7:21	6:09
Dec. 27	7:30	5:37	Jan. 27	7:20	6:10
Dec. 28	7:31	5:37	Jan. 28	7:20	6:11
Dec. 29	7:31	5:38	Jan. 29	7:19	6:13
Dec. 30	7:31	5:39	Jan. 30	7:18	6:14
Dec. 31	7:31	5:40	Jan. 31	7:17	6:15

Hunting and trapping zones

What are the hunting and trapping zone boundaries?

Michigan is divided into three hunting and trapping zones: Zone 1, Zone 2 and Zone 3. Zone 1 includes all of the Upper Peninsula. The dividing line between Zone 2 and Zone 3 is from the Lake Michigan shoreline north of Muskegon Lake easterly on Memorial Drive to Ruddiman Drive to Lake Avenue, easterly on Lake Avenue to M-120 in North Muskegon, northeasterly on M-120 to M-20, easterly on M-20 to U.S. 10, easterly on U.S. 10 to Garfield Road in Bay County, northerly on Garfield Road to Pinconning Road, easterly on Pinconning Road to Seven Mile Road, northerly on Seven Mile Road to Lincoln School Road (County Road 25) in Arenac County, northerly on Lincoln School Road to M-61, easterly on M-61 to U.S. 23, easterly on U.S. 23 to the center line of the Au Gres River, southerly along the center line of the Au Gres River to Saginaw Bay, easterly 90 degrees east for 7 miles into Saginaw Bay, then northerly 78 degrees east to the International Boundary.



Isle Royale, part of Keweenaw County (not pictured), is closed to hunting and trapping.

Limited firearms deer zone

What is the limited firearms deer zone?

Michigan is divided into a northern zone and a southern limited firearms deer zone where only shotguns, certain firearms and certain handguns can be used for deer hunting (see Equipment regulations).

What are the limited firearms deer zone boundaries?

The dividing line between the northern zone and the southern limited firearms deer zone is as follows: starting at a point on the Lake Michigan shoreline directly west of M-46, then easterly to M-46, then easterly along M-46 to U.S. 131 at Cedar Springs, southerly on U.S. 131 to M-57, easterly on M-57 to Montcalm Road on the Kent-Montcalm county line, southerly on Montcalm Road and the Kent-Ionia county line to M-44, easterly on M-44 to M-66, northerly on M-66 to M-57, easterly on M-57 to M-52 near Chesaning, northerly on M-52 to M-46, easterly on M-46 to M-47, northerly on M-47 to U.S. 10 west of Bay City, easterly on U.S. 10 to I-75, northerly on I-75 and U.S. 23 to Beaver Road (about 1 mile north of Kawkawlin), easterly to Saginaw Bay, north 50 degrees east to the International Boundary.

Safety zones

What are the safety zones around buildings when hunting with a firearm?

Safety zones are all areas within 150 yards (450 feet) of an occupied building, dwelling, house, residence, cabin or any barn or other building used in a farm operation. No person may hunt or shoot at any wild animal or wild bird with a firearm within a safety zone, without the written permission of the owner or occupant of the property. The safety zone applies to hunting only. It does not apply to indoor or outdoor shooting ranges, target shooting, law enforcement activities or the lawful discharge of firearms for any nonhunting purpose. Special safety zones are established at Sleeping Bear Dunes National Lakeshore. See [NPS.gov/SLBE](https://www.nps.gov/sdbe) for more information.


National forest lands

Can I hunt on national forest lands?

Yes. Opportunities to hunt on national forest lands may be available for the Hiawatha, Huron-Manistee and Ottawa national forests. All state laws apply to national forest lands. Additional federal regulations also apply. For a complete listing of regulations, see 36 CFR 261 (Code of Federal Regulations) at [FS.USA.gov](https://www.fws.gov).

Where can I use a motor vehicle or off-road vehicle on national forest lands?

A motor vehicle use map that shows designated roads and trails open for motorized travel, including off-road vehicles, is available at U.S. Forest Service offices as well as online. Both state and federal laws governing ORV use must be followed.



Enjoy your passion for the outdoors *on your very own land.*

Are crisp autumn mornings in the blind calling your name? Whether you already have your eye on the ideal piece of hunting land or are just starting your search, the land finance experts at GreenStone can guide you through the process and structure a loan to help you buy your own hunting haven.

With locations across Michigan and northeast Wisconsin, we're here when you're ready to talk.

800-444-FARM



GreenStone[®]
FARM CREDIT SERVICES

www.greenstonefcs.com





DON'T FORGET TO
SUBMIT YOUR HARVEST!

WWW.MIBUCKPOLE.COM



JAY'S
SPORTING GOODS

CLARE

8800 S. CLARE AVE
CLARE, MI 48617
989.386.3475

GAYLORD

1151 S. OTSEGO AVE
GAYLORD, MI 49735
989.705.1339

MICHIGAN'S ORIGINAL OUTDOOR SUPERSTORE!

WWW.JAYSSPORTINGGOODS.COM

National wildlife refuges

Can I hunt on national wildlife refuges?

National wildlife refuges are closed to hunting unless expressly permitted. All state laws apply to national wildlife refuge lands. Additional federal regulations also apply and can be found in 50 CFR (Code of Federal Regulations) at [FWS.gov](https://www.fws.gov). Please consult the appropriate national wildlife refuge office for refuge-specific regulations.

- **Harbor Island National Wildlife Refuge:** Managed by Seney National Wildlife Refuge, 906-586-9851. Open for deer and bear hunting. More information can be found at [FWS.gov/Refuge/Harbor_Island](https://www.fws.gov/Refuge/Harbor_Island).
- **Huron National Wildlife Refuge:** Managed by Seney National Wildlife Refuge, 906-586-9851. Closed to hunting. See [FWS.gov/Refuge/Huron](https://www.fws.gov/Refuge/Huron).
- **Kirtland's Warbler Wildlife Management Area:** Managed by Seney National Wildlife Refuge, 906-586-9851. Parcels of property occupied by Kirtland's warblers are closed to all entry during the bird's breeding season (May 1 – Aug. 15). Closed parcels will be posted. More information can be found at [FWS.gov/Refuge/Kirtlands_Warbler](https://www.fws.gov/Refuge/Kirtlands_Warbler).
- **Michigan Islands National Wildlife Refuge:** Managed by Seney and Shiawassee national wildlife refuges. Closed to public access. More information is available online at [FWS.gov/Refuge/Michigan_Islands](https://www.fws.gov/Refuge/Michigan_Islands).
- **Michigan Wetland Management District:** Managed by Shiawassee National Wildlife Refuge, 989-777-5930. Hunting information is available online at [FWS.gov/Refuge/Michigan_WMD](https://www.fws.gov/Refuge/Michigan_WMD).
- **Seney National Wildlife Refuge:** Managed locally; 906-586-9851. Refuge-specific regulations apply. See [FWS.gov/Refuge/Seney/Visit-us/Activities/Hunting](https://www.fws.gov/Refuge/Seney/Visit-us/Activities/Hunting).
- **Shiawassee National Wildlife Refuge:** Managed locally; 989-777-5930. Limited waterfowl, deer, small game, spring turkey and furbearer hunting is allowed. Refuge-specific regulations apply. See [FWS.gov/Refuge/Shiawassee/Visit-us/Activities/Hunting](https://www.fws.gov/Refuge/Shiawassee/Visit-us/Activities/Hunting).

DNR-managed lands

Over 4.5 million acres of public lands are managed by the DNR and open to hunting!

Where can I find public hunting lands near me?

You can find places to hunt by visiting [Michigan.gov/MiHunt](https://michigan.gov/MiHunt). The interactive DNR map application Mi-HUNT can help you plan your hunting, trapping and other outdoor recreation adventures. It is the responsibility of the users of these maps to be aware of all regulations relevant to their hunting activities and locations. These maps show approximate boundaries of the lands open to public hunting.

Where do I find the rules for DNR-managed lands?

You can find the DNR-managed land use rules at Michigan.gov/DNRLaws. Please keep in mind that you cannot:

- Cut branches, limbs, trees or other vegetation for shooting lanes on public lands.
- Block any gate, road or trail on public lands.
- Camp on public lands without a permit. Permits are free and are available online at Michigan.gov/Camping or at any DNR office. They must be posted at your campsite. A fee is charged for camping at designated campsites in state parks, recreation areas, state forest campgrounds and some state game areas.

State parks and recreation areas

Can I hunt in state parks and recreation areas?

Yes. Some state parks and recreation areas are open to hunting. State parks are closed to hunting unless opened by law (see Michigan.gov/DNRLaws). State recreation areas are open to hunting unless closed by law. Approximately 92% of state park and state recreation area lands are open to hunting.

Are there restrictions on hunting in state parks and recreation areas?

Yes. Contact individual parks or recreation areas for current hunting regulations and any restrictions for those areas prior to hunting.

- You cannot use a centerfire rifle or centerfire pistol to take an animal during nighttime hours in any state park or state recreation area.
- You cannot target shoot in a state park or recreation area, except on designated shooting ranges located at Algonac State Park and Bald Mountain, Island Lake, Ortonville and Pontiac Lake recreation areas.

Can I camp at a state park or recreation area while hunting?

Yes. Camping is allowed only on designated campsites. Some state parks and recreation areas have seasonal closures. To make camping reservations, go to MiDNRReservations.com.

Do I need a Recreation Passport to use state parks and recreation areas?

Yes. If you are hunting or camping in state parks or recreation areas, you must have a Recreation Passport. The Recreation Passport gives you access to all 103 state parks and recreation areas as well as all state forest campgrounds and DNR-administered boat launches in Michigan. Camping fees remain in effect. For more information, visit Michigan.gov/RecreationPassport or call 517-284-7275. Michigan residents have the opportunity to buy a Recreation Passport for \$14 when renewing their vehicle registration with the Secretary of State. Vehicles registered in other states will require a daily (\$11) or annual (\$41) fee to enter any state park or DNR-administered boating access site. State forests and state game areas do not require a Recreation Passport.

Local municipalities

Are there any local municipalities with hunting or trapping restrictions?

Yes. Some local municipalities may be closed to hunting, trapping or the discharge of firearms. Please contact the local municipality office or local law enforcement agency to find out about restrictions.

Are there townships with hunting restrictions?

Yes. Townships or parts of townships in these counties are closed to hunting or restricted to types of firearms or the discharge of firearms as posted: Alcona, Arenac, Barry, Berrien, Crawford, Eaton, Emmet, Genesee, Iosco, Jackson, Kalamazoo, Livingston, Macomb, Manistee, Oakland, Otsego, Ottawa, Presque Isle, Saginaw, St. Clair, Washtenaw and Wayne. These areas are posted with the restrictions. For descriptions, contact the appropriate township clerk or township police department. Find county-specific rules at Michigan.gov/DNRLaws.

Commercial Forest lands

What are Commercial Forest lands?

Commercial Forest lands are privately owned forests enrolled in the Commercial Forest Program. CF landowners are not required to identify the property as CF, and CF land may be fenced and/or gated. The presence of a fence or gate does not prohibit public access to CF lands for fishing or hunting. The landowner may restrict public access during periods of active commercial logging to ensure public safety. Descriptions of land in the CF program and a GIS map are available on the DNR website at Michigan.gov/CommercialForest. CF parcels can also be found using Mi-HUNT at Michigan.gov/MiHunt. Contact the DNR Forest Resources Division at 517-284-5900 or visit the Commercial Forest webpage for more information about CF lands.

Can I hunt on Commercial Forest lands?

Yes. Over 2.2 million acres of privately owned forests enrolled in the Commercial Forest program are accessible by foot to the public for fishing, hunting and trapping. To hunt all species, you must possess licenses that are valid for private-land hunting. Use of motorized vehicles for fishing and hunting access is at the landowner's discretion. Any activities other than the acts of fishing, hunting and trapping require landowner permission. Leaving anything unattended, other than traps, also requires landowner permission. In addition, hunters may not build structures or construct blinds other than with natural materials found on-site. The use of nails, bolts or tree steps is not allowed. The cutting of shooting lanes or destruction of brush, trees or other vegetation is prohibited. Commercial activity on CF lands is not allowed for any purpose other than forestry or oil and gas extraction.

Hunting Access Program

What is the Hunting Access Program?

The Hunting Access Program provides public hunting opportunities on private land. The DNR leases lands from private landowners to allow public hunting. This program is now one of the oldest dedicated private-lands, public-access programs in the nation. Private landowners determine whether all hunters or youth and apprentice hunters only may hunt on their property. They also determine whether hunters may harvest deer only, turkey only, small game only, sharp-tailed grouse only, all legal species or a combination of any of these options. Property owners specify the maximum number of hunters allowed on the land at any one time. Members of the public can use HAP lands only for hunting purposes; no other activities or recreation are permissible.



How do I hunt on HAP lands?

If you utilize a HAP property, you are a guest of the landowner. Respect for the landowner and landowner's privacy is vital. You should use the types of registration service provided. Appropriate conduct is expected and helps ensure a good experience for both you and the landowner. All rules and regulations enforced by the DNR apply while hunting on HAP lands. Lands enrolled in HAP are available each day on a first-come, first-served basis. Hunters must register at each property headquarters to hunt for that day. To help hunters locate and scout HAP lands, aerial photographs of HAP properties are available at Michigan.gov/MiHunt.

Where can I find more information on HAP?

For more information on HAP, including a current listing of enrolled lands, property details, registration details, HAP rules and enrollment applications, visit Michigan.gov/HAP.

Waterways

Can I float hunt along waterways?

Hunting and trapping are exclusive rights of landowner(s) bordering the waterway and their invited guests. You must secure permission from the landowner before float hunting along those waterways that are protected by the recreational trespass law. You can float hunt on and along waterways that are surrounded by public lands and open to hunting.

Rights of way

Can I hunt within a road right of way?

You can hunt within a road right of way where the adjoining property is publicly owned. If the adjacent property is privately owned, you must have permission from the landowner.

Can I hunt within a railroad right of way?

Railroad rights of way are private property. **Trespassing on railroad property is a misdemeanor.** You must have written permission from the railroad company to be exempt from trespass.

Trespassing

Do I need permission to hunt on someone's private land?

Yes. Trespassing is unlawful and erodes support for recreational hunting. Written or verbal permission is required from the landowner or leaseholder before you hunt on any farmlands, connected woodlots, private land or property that is fenced or enclosed. Hunters are required to produce their hunting licenses to landowners upon request. Unless previously prohibited by the landowner, a person not possessing a firearm may enter on foot upon the property of another person for the sole purpose of retrieving a hunting dog. The person cannot remain on the property beyond the reasonable time necessary to retrieve the dog.

What if the deer I wounded goes onto private land?

If you wound a deer and it goes onto private property, you have no legal right to pursue it without permission of the landowner and would be subject to prosecution for trespassing.



Are there any types of equipment I cannot use to hunt deer?

Yes. You cannot use any of the following types of equipment to hunt deer in Michigan:

- Snares, traps, cages, nets, pitfalls or deadfalls.
- Spears, slingshots, fully automatic firearms, airbows or mechanical devices other than bows, crossbows and firearms.
- Cartridges containing tracer or explosive bullets.
- Drugs, poisons, anticoagulants, stupefying substances, smoke, gas or explosives.

Hunter orange

Do I need to wear hunter orange while deer hunting with a firearm?

Yes. If you are hunting deer with a firearm, you must wear a cap, hat, vest, jacket or rain gear of hunter orange. The hunter orange garments must be your outermost layer and be visible from all sides. Hunter orange includes camouflage that is not less than 50 percent hunter orange.

Do I need to wear hunter orange while deer hunting with archery equipment?

No. If you are hunting deer with archery equipment (bow or crossbow) during the **archery deer seasons**, you are exempt from the hunter orange requirement. However, if you are hunting deer with archery equipment during a firearm deer season, you must follow all firearm deer season requirements, including the hunter orange requirement.

Elevated platforms and ground blinds

Can I hunt deer from an elevated platform?

Yes. You can hunt deer from an elevated platform using a bow, crossbow or firearm on public and private lands. A fall arrest system is recommended.

When can I put an elevated platform up on public lands?

You can place an elevated platform on public lands beginning Sept. 1. You must remove your elevated platform(s) from public lands by March 1.

Are there other restrictions for elevated platforms placed on public lands?

Yes. If you hunt on public lands, your elevated platform must be portable. Elevated platforms on public lands cannot be affixed or attached to any tree by nails, screws or bolts. However, a "T" bolt or similar device supplied by a tree stand manufacturer can be used. Screw-in tree steps are illegal on public lands. It is unlawful to use any item that penetrates through the bark of a tree in the construction or affixing of any device to assist in climbing a tree.

Can I use an elevated platform on private lands?

Yes. You can use an elevated platform for hunting on private lands with the permission of the landowner. Permanent elevated platforms are not allowed on

Commercial Forest lands. The use of tree steps, nails, screws, bolts, etc. is also not allowed on Commercial Forest lands.

Can I use a ground blind on public lands during the deer seasons?

Yes. You can use ground blinds on public lands to hunt deer during any deer season. Ground blinds can be placed on all Zone 1 and Zone 2 public lands from Sept. 1 to the end of the annual deer season. In addition to being subject to criminal penalties, any constructed blind found on public land prior to Sept. 1 or after the end of the annual deer season will be considered abandoned.

As a hunter with a disability, can I use a ground blind on public land?

Yes. If you have been issued a permit to hunt from a standing vehicle, a permit to hunt with a crossbow, a Secretary of State disabled person parking permit or meet the disability standards set forth in the Michigan Off-Road Recreational Vehicle Law, you can use a constructed ground blind on public land. A nondisabled person can assist you in constructing a legal blind on public land. If the constructed ground blind is left overnight on public land, the following conditions must be met:

- The blind is placed on public land no earlier than 10 days prior to the hunting season for which it is used and is removed at the end of the season for which it is used.
- You have permanently affixed your name and address or Michigan driver's license number or DNR Sportcard number on the blind.
- Fasteners, if used to anchor or attach the blind, cannot penetrate the bark of a tree and must be removed with the blind.
- Branches, limbs, trees or other vegetation are not cut for shooting lanes or to construct blinds.

What types of ground blinds are legal on public lands?

Type 1 (portable ground blind): This blind must be clearly portable and removed at the end of each day's hunt (if you wish to leave your blind out overnight, see Type 3 below). Fasteners, if used to attach or anchor the blind, cannot penetrate the cambium of a tree and must be removed daily. No identification is required. These blinds may be used for legal hunting on public land, including all state game areas, state parks and state recreation areas in Zone 3.

Type 2 (dead natural materials ground blind): This blind must be constructed exclusively of dead and natural materials found on the ground in the area of the blind, except that a hunter can add netting, cloth, plastic or other materials for concealment or protection from the weather if these materials are not permanently fastened to the blind and are removed at the end of each day's hunt. These items can be tied to the blind but cannot be stapled, nailed, glued or fastened in any permanent manner. No identification is required. Fasteners (nails, screws, etc.) cannot be used in construction. These blinds may be used for legal hunting on public land, including all state game areas, state parks and state recreation areas in Zone 3.

Type 3 (constructed ground blind): This includes all other blinds not meeting the requirements of either Type 1 or Type 2, including portable ground blinds, if not removed daily. Identification is required. Fasteners, if used to anchor or attach the blind, cannot penetrate the cambium of a tree and must be removed with the blind. These blinds are not legal on state game areas, state parks and state recreation areas in Zone 3. Note: If a person's Type 3 ground blind has been permitted to be placed on land administered by a local public agency (city, township, county), the local agency will establish the length of time that a blind may be placed on its property.

Can I use a ground blind on private lands?

Yes. You can use a ground blind for hunting on private lands with the permission of the landowner. Permanent ground blinds are not allowed on Commercial Forest lands.

I am placing an elevated platform or ground blind on public lands. What information must I tag the elevated platform or ground blind with?

In legible English, you must permanently affix your name and address or Michigan driver's license number or DNR Sportcard number to the elevated platform or Type 3 ground blind if it is placed on public lands.

Can someone else use my elevated platform or ground blind that is on public lands?

Yes. Your name and address or Michigan driver's license number or DNR Sportcard number on an elevated platform or ground blind placed on public lands does not guarantee exclusive use.

Bows, crossbows and firearms

What equipment can I use to hunt deer?

You can use a bow, a crossbow or a firearm per regulations explained in this section.

What equipment can a mentor carry in the field when mentoring?

A mentor is limited to two hunting devices (shotgun, rifle, bow or crossbow) in the field while mentoring, and the mentored hunter must always be within arm's length of the mentor. The mentor will be held responsible for all actions of the mentored hunter while in the field.

What equipment can a mentored hunter use?

Mentored hunters licensed under the Mentored Hunting Program can use a bow, a crossbow or a firearm. Any hunting device possessed by a mentored hunter must be sized appropriately to fit the physical abilities of the mentored hunter.

What equipment can an apprentice youth hunter use?

Apprentice youth hunters can use a bow, a crossbow or a firearm.

I hunt with archery equipment. Are there any restrictions on which arrows I can use?

Yes. You can only use arrows, bolts and quarrels at least 14 inches in length, tipped with a broadhead point at least 7/8 inch wide.

Can I hunt deer with a crossbow in the Lower Peninsula?

Yes. You can use a crossbow throughout the archery deer seasons in the Lower Peninsula (Oct. 1 – Nov. 14 and Dec. 1 – Jan. 1). A crossbow can also be used during any season in which a firearm is allowed.

Can I hunt deer with a crossbow during the early segment of archery deer season in the Upper Peninsula?

Yes. You can use a crossbow during the early segment of archery deer season (Oct. 1 – Nov. 14) in the Upper Peninsula.

Can I hunt deer with a crossbow during the regular firearm deer season in the Upper Peninsula?

Yes. You can use a crossbow during the regular firearm deer season (Nov. 15–30) in the Upper Peninsula.

Can I hunt deer with a crossbow during the late segment of archery deer season in the Upper Peninsula?

No. You cannot use a crossbow or a modified bow during the late segment of archery deer season (Dec. 1 – Jan. 1) in the Upper Peninsula, unless you are a disabled hunter with a crossbow permit or special permit to take game with a modified bow.

Can I hunt deer with a crossbow during the muzzleloader deer season in the Upper Peninsula?

No. You cannot use a crossbow or a modified bow during the muzzleloader deer season (Dec. 5–14) in the Upper Peninsula, unless you are a disabled hunter with a crossbow permit or special permit to take game with a modified bow.

Can I carry a firearm during archery deer season?

No. During the archery deer seasons, you cannot possess or carry afield a pistol, revolver or other firearm while bow hunting for deer. However, this does not apply if you are:

- Properly licensed to hunt deer with a firearm and in an area open to firearm deer hunting during the early and late antlerless season, Liberty Hunt, Independence Hunt and the Nov. 15–30 firearm deer hunt.
- Properly licensed to hunt deer with a firearm and in an area open to the muzzleloading deer season in Zone 2 or Zone 3. Pistols carried under authority of a concealed pistol license or properly carried under authority of a specific exception from the requirement of a concealed pistol license. However, a concealed pistol license does not authorize the individual to use the pistol to take game except as provided by law.
- Carrying a pistol under authority of a concealed pistol license or a specific

exception from the requirement of a concealed pistol license. However, a concealed pistol license does not authorize the individual to use the pistol to take game except as provided by law.

Can I use archery equipment during the firearm deer seasons?

Yes. During firearm deer seasons, you can use archery equipment if you follow all firearm season regulations, including the hunter orange clothing requirement.

When is the “quiet period” and what are the restrictions?

The “quiet period” is Nov. 10–14. During this time, you cannot carry afield or transport any rifle (including rimfire) or shotgun if you have buckshot, slug, ball loads or cut shells. The following exceptions may apply:

- You can transport a firearm to your deer camp or to a target range during this period if the firearm is properly transported (see the Transporting bows, crossbows and firearms section on page 53).
- You can target shoot on your own property provided there is no attempt to take game.

Can I use a pneumatic gun to hunt deer?

Yes. You can use a pneumatic gun to hunt deer if it meets the firearm requirements for the season, species hunted and zone you are hunting in.

What are the firearm restrictions I must follow when hunting deer during a firearm deer season in the limited firearms deer zone?

If you are deer hunting during a firearm deer season in the limited firearms deer zone, you must abide by the following firearm restrictions or use a crossbow or a bow. Legal firearms are as follows:

- A shotgun with a smooth or rifled barrel of any gauge.
- A muzzleloading rifle or black powder handgun loaded with black powder or a commercially manufactured black powder substitute.
- A conventional (smokeless powder) handgun .35-caliber or larger and loaded with straight-walled cartridges. It may be single- or multiple-shot but cannot exceed a maximum capacity of nine rounds in the barrel and magazine combined.
- A .35-caliber or larger rifle loaded with straight-walled cartridges with a minimum case length of 1.16 inches and a maximum case length of 1.80 inches. Examples include, but are not limited to, .350 legend, .360 Buckhammer and .450 Bushmaster.
- A .35-caliber or larger air rifle or pistol charged only from an external, high-compression power source.

I am hunting deer north of the limited firearms deer zone. Which equipment can I use during a firearm season?

If you are deer hunting during a firearm deer season north of the limited firearms deer zone, you can use handguns, rifles, crossbows, bows, shotguns and muzzleloading firearms, including black powder handguns. It is legal to hunt

deer north of the limited firearms deer zone with any caliber of firearm except a .22-caliber or smaller rimfire (rifle or handgun). During the firearm deer seasons, a firearm deer hunter may carry afield a bow, crossbow or firearm.

I am hunting deer. What is the shell capacity for shotguns and centerfire rifles?

You cannot hunt deer with a semi-automatic shotgun or semi-automatic rifle that can hold more than six shells in the barrel and magazine combined.

What are the handgun restrictions I must follow when hunting?

Handguns can be used while hunting during any season in which a firearm is allowed if following the rules listed below. The rules listed below may not apply to those having a concealed pistol license or specifically exempt by law from a CPL and carrying their handgun in accordance with their license or exemption.

- A person must be at least 18 years old to hunt with or possess a handgun.
- Handguns cannot be borrowed or loaned to another person other than provided for under a CPL.
- While in the field, handguns must be carried in plain view.
- Carrying a handgun in a holster in plain view is permitted.
- It is a crime for certain felons to possess ammunition and firearms, including rifles and shotguns, in Michigan.

I am not a resident of Michigan. What documentation do I need to carry a handgun in Michigan?

You must own and have in your possession either a concealed pistol license or a license to purchase, carry or transport issued by your home state to legally carry or transport a handgun in Michigan. For more information about statewide handgun regulations, obtaining a CPL, or concealed weapons and firearms laws, contact your local police department.

I have a concealed pistol license. Can I carry my pistol while hunting?

Yes. The prohibition on carrying any other type of firearm does not apply to pistols carried under authority of a concealed pistol license, or under a specific exception from the CPL requirement.

I am hunting deer in Zone 1. Which equipment can I use during the muzzleloading deer season?

If you are hunting deer during the muzzleloading deer season in Zone 1, you can only possess, carry afield or take a deer with a muzzleloading rifle, muzzleloading shotgun or black-powder pistol, loaded with black powder or a commercially manufactured black-powder substitute. In the Upper Peninsula (Zone 1), only certified hunters with a disability can use a crossbow or a modified bow during the muzzleloading season.

I am hunting deer in Zone 2. Which equipment can I use during the muzzleloading deer season?

If you are hunting deer during the muzzleloading deer season in Zone 2, you can use all legal firearms to take a deer.

I am hunting deer in Zone 3. Which equipment can I use during the muzzleloading deer season?

If you are hunting deer during the muzzleloading deer season in Zone 3, you can use all legal firearms to take a deer. If you are hunting in the limited firearms deer zone, you must follow equipment requirements for that zone.

Transporting bows, crossbows and firearms

How should I transport my bow, crossbow or firearm when afield outside the legal hunting hours?

Firearms must be unloaded in the barrel and all arrows must be in a quiver when you are afield outside the legal hunting hours.

How should I transport my bow, crossbow or firearm while in or on a motor vehicle?

These rules apply whether your vehicle is parked, stopped or moving. At all times when carried in or on a motor vehicle, including snowmobiles:

- Rifles, shotguns, muzzleloaders and other firearms must be unloaded in both barrel and magazine and enclosed in a case or carried in the trunk of a vehicle on private or public property.
- Crossbows and bows must be unloaded and uncocked or enclosed in a case or carried in the trunk of a vehicle while that vehicle is operated on public land or on a highway, road or street.
- A person holding a valid permit to hunt from a standing vehicle may transport or possess an uncased firearm with a loaded magazine on a personal assistive mobility device if the action is open.

How should I transport my bow, crossbow or firearm while in or on an off-road vehicle?

These rules apply whether your off-road vehicle is parked, stopped or moving. At all times, when carried in or on an off-road vehicle:

- Rifles, shotguns, muzzleloaders and other firearms must be unloaded in both barrel and magazine and enclosed in a case or equipped with and made inoperative by a manufactured, key-locked, trigger-housing mechanism.
- Crossbows and bows must be unloaded and uncocked or enclosed in a case or carried in the trunk of a vehicle while that vehicle is operated on public land or on a highway, road or street.
- A person holding a valid permit to hunt from a standing vehicle may transport or possess an uncased firearm with a loaded magazine on a personal assistive mobility device if the action is open.

How should I transport my firearm while in or on a boat?

These rules apply when the vessel is under power and until forward motion has ceased. Once the vessel is no longer under power and forward motion has ceased,

firearms can be loaded. When carried in or on a motor-propelled boat or sailboat, while the vessel is under power or forward motion is occurring:

- Rifles, shotguns, muzzleloaders and all other firearms must be unloaded in both barrel and magazine.

Are there exceptions for transporting a firearm if I have a standing vehicle permit?

Yes. If you have a valid standing vehicle permit, you can transport or possess an uncased firearm with a loaded magazine on a personal assistive mobility device if the action is open.

Are there additional restrictions for transporting a handgun?

Yes. You can transport your registered handguns while en route to and from your hunting or target shooting area. However, handguns, including BB guns larger than .177 caliber and all pellet guns, must be unloaded in the barrel and magazines and in a closed case designed for the storage of firearms and cannot be readily accessible to any occupant of the vehicle. These rules do not apply to a pistol carried under authority of a concealed pistol license or properly carried under authority of a specific exception from the requirement of a concealed pistol license.

Artificial lights

Can I use an artificial light to locate wild animals?

You cannot use an artificial light (including vehicle headlights) to locate wild animals at any time during November and all other days of the year between 11 p.m. and 6 a.m. You cannot use an artificial light on a highway or in a field, wetland, woodland or forest while having a bow, crossbow, firearm or other device capable of shooting a projectile in your possession. It is a violation of federal law to shine at any time on any national wildlife refuge.

- This prohibition does not apply to pistols carried under the authority of a concealed pistol license or properly carried under authority of a specific exemption from the requirement of a concealed pistol license. This does not authorize the individual to use the pistol to take game except as provided by law.
- An artificial light can be used from Nov. 1–30 on property you own or property owned by a member of your immediate family if you do not have a bow, crossbow, firearm or other device capable of shooting a projectile in your possession.
- If you are using an artificial light to locate game, you must immediately stop your vehicle when signaled by a uniformed officer or marked patrol vehicle.

Can I use an artificial light when traveling to my deer hunting location?

Yes. Deer hunters can use an artificial light one hour before and one hour after shooting hours while carrying an unloaded bow, crossbow or firearm when traveling on foot to or from their hunting location.

Can I use optics such as scopes or lighted pin sights when hunting?

Yes. You can use a scope with illuminated crosshairs or a lighted pin sight on a bow to hunt game during legal hunting hours.

Off-road vehicles and snowmobiles

Are there restrictions on where I can use off-road vehicles or snowmobiles?

Yes. Some roads or areas may be closed to off-road vehicle or snowmobile use. Visit [Michigan.gov/DNRLaws](https://www.michigan.gov/DNR/Laws) or contact the nearest DNR office for closures.

Are there restrictions on when I can use off-road vehicles or snowmobiles?

Yes. You cannot operate an off-road vehicle or a snowmobile between the hours of 7 to 11 a.m. and 2 to 5 p.m. on any area open to public hunting during the Nov. 15–30 firearm deer season. The time restrictions on the use of off-road vehicles and snowmobiles do not apply to the following situations:

- During an emergency.
- While traveling to and from a permanent residence or hunting camp that is otherwise inaccessible by conventional wheeled vehicle.
- While removing legally harvested deer from state land. An individual shall not operate an off-road vehicle at a speed exceeding 5 miles per hour, and the individual must use the most direct route that complies with all off-road vehicle restrictions.
- While on private lands and operated by the private landowners and their invited guests.
- While operating a motor vehicle licensed under the Michigan Vehicle Code on roads capable of sustaining automobile traffic.
- During the use of a designated trail or forest road for hunting or fishing purposes by a person with a disability.
- During use by a person with a valid permit to hunt from a standing vehicle.

Can I hire a hunting guide for deer hunting?

Yes. You can hire a commercial hunting guide for deer hunting in Michigan. A list of licensed commercial hunting guides is available at Michigan.gov/WildlifePermits.

Can I harvest a deer while it is in a body of water?

No. You cannot harvest a deer if it is in a body of water. It is unlawful to chase, pursue, shoot or kill a deer when it is swimming in a stream, river, pond, lake or other body of water.

Can I hunt deer from a vehicle?

No. You cannot hunt or pursue deer from a car, snowmobile, aircraft, drone, motorboat, personal watercraft, off-road vehicle or other motorized vehicle, or by a sailboat. Special permits may apply. Visit Michigan.gov/DNRAccessibility for more information for hunters with disabilities.

Can I set fires to drive out deer?

No. You cannot set fires to drive out game animals, including deer.

Can I hunt deer while under the influence of alcohol or controlled substances?

No. You cannot hunt deer while under the influence of alcohol or controlled substances.

Baiting

Can I bait for deer in the Lower Peninsula?

No. **BAITING IS BANNED IN THE ENTIRE LOWER PENINSULA.** This includes both public and private lands. Exception: During the Liberty and Independence hunts only, hunters with disabilities who meet specific requirements may use bait in areas where baiting is banned.

Can I bait for deer in the Upper Peninsula?

Yes. Baiting is allowed in the Upper Peninsula. The following baiting regulations apply:

- Baiting may occur only from Sept. 15 – Jan. 1.
- Bait volume at any hunting site cannot exceed 2 gallons. Bait dispersal must be over a minimum 10-foot by 10-foot area.
- Bait must be scattered directly on the ground. It can be scattered by any means, including mechanical spin-cast feeders, provided that the spin-cast feeder does not distribute more than the maximum volume allowed.
- To minimize exposure of deer to diseases that may be present, the DNR recommends not placing bait or feed repeatedly at the same point on the ground, and only baiting when actively hunting.

I am a youth hunter participating in the Liberty Hunt in the Lower Peninsula.

Can I bait deer?

No. In the Lower Peninsula, youth hunters cannot bait deer during the Liberty Hunt.

I am a youth hunter participating in the Liberty Hunt in the Upper Peninsula. Can I bait deer?

Yes. In the Upper Peninsula, youth hunters participating in the Liberty Hunt can bait deer Sept. 8–14, 2025. The bait can be any food type. Bait cannot be left on Commercial Forest lands unless the landowner gives permission. Bait volume at any hunting site cannot exceed 2 gallons. Bait dispersal must be over a minimum 10-foot by 10-foot area. Bait must be scattered directly on the ground. It can be scattered by any means, including mechanical spin-cast feeders, provided that the spin-cast feeder does not distribute more than the maximum volume allowed.

I am a hunter with disabilities participating in the Liberty Hunt in the Lower Peninsula. Can I bait deer?

Yes. In the Lower Peninsula, hunters with disabilities participating in the Liberty Hunt can bait deer Sept. 8–14, 2025. The bait can be any food type. All bait must be removed from the bait site by the final day of the season (Sept. 14). Bait cannot be left on Commercial Forest lands unless the landowner gives permission. Bait volume at any hunting site cannot exceed 2 gallons. Bait dispersal must be over a minimum 10-foot by 10-foot area. Bait must be scattered directly on the ground. It can be scattered by any means, including mechanical spin-cast feeders, provided that the spin-cast feeder does not distribute more than the maximum volume allowed.

I am a hunter with disabilities participating in the Liberty Hunt in the Upper Peninsula. Can I bait deer?

Yes. In the Upper Peninsula, hunters with disabilities participating in the Liberty Hunt can bait deer Sept. 8–14, 2025. The bait can be any food type. Bait cannot be left on Commercial Forest lands unless the landowner gives permission. Bait volume at any hunting site cannot exceed 2 gallons. Bait dispersal must be over a minimum 10-foot by 10-foot area. Bait must be scattered directly on the ground. It can be scattered by any means, including mechanical spin-cast feeders, provided that the spin-cast feeder does not distribute more than the maximum volume allowed.

I am a hunter with disabilities participating in the Independence Hunt in the Lower Peninsula. Can I bait deer?

Yes. Hunters with disabilities who meet the Independence Hunt qualifications can use bait during the Independence Hunt. The bait can be any food type. Hunters with disabilities can begin baiting on Oct. 11 and continue through Oct. 19 for the Independence Hunt. All bait must be removed from the bait site by the final day of the season (Oct. 19). Please remember that, although you can place bait five days prior to the start of the Independence Hunt, you can only hunt over the bait during the season, Oct. 16–19. Bait cannot be left on Commercial Forest lands unless the landowner gives permission. Bait volume at any hunting site cannot exceed 2 gallons. Bait dispersal must be over a minimum 10-foot by 10-foot area. Bait must be scattered directly on the ground. It can be scattered by any means, including mechanical spin-cast feeders, provided that the spin-cast feeder does not distribute more than the maximum volume allowed.

Can I plant a food plot to attract deer?

Yes. You can plant a food plot to attract deer on private lands. You cannot construct or maintain a food plot or artificial garden to attract wildlife on public lands. Food plots are naturally occurring foods, standing agricultural crops or food placed as a result of using normal agricultural practices and are not considered to be bait or feed.

Can I use food-scented oils, wicks or scents to attract deer?

Yes. You can use food-scented materials — whether composed of natural or synthetic materials — made inaccessible for consumption by deer and placed in a manner to prohibit physical contact with deer. Examples include oil-based attractants, scented wicks, etc.

Can I possess or use natural cervid urine lures and attractants?

You cannot possess or use lures or attractants in an area frequented by game animals that contain or claim to contain cervid urine or other bodily fluids originating from cervids, except for products produced by manufacturers that are actively enrolled and participating in either the official Responsible Hunting Scent Association or Archery Trade Association Deer Protection Program, which have been tested for the presence of chronic wasting disease by a qualified laboratory and certified that no detectable levels of chronic wasting disease are present and are clearly labeled as such.

Feeding

Can I feed deer in the Lower Peninsula?

No. **FEEDING IS BANNED IN THE ENTIRE LOWER PENINSULA.** This includes both public and private lands.

Can I feed deer in the Upper Peninsula?

Yes. You can feed deer in the Upper Peninsula when following the rules for recreational or supplemental feeding. Visit [Michigan.gov/Deer](https://www.michigan.gov/Deer) for feeding regulations.

Decoys and calls

Can I use a decoy to hunt deer during the deer seasons?

Yes. You can use a decoy to hunt deer during the deer seasons.

Can I use electronic deer calls to hunt deer during the deer seasons?

Yes. You can use electronic devices that imitate deer calls while hunting deer during the deer seasons.

Hunting with dogs

Can I use my hunting dog to hunt for deer in Michigan?

No. You cannot hunt deer with dogs in Michigan.

Can I use a dog to track or locate a wounded deer?

Yes. You can use a dog to locate a down or mortally wounded deer if the dog is kept on a leash or the tracker can demonstrate control of the dog and those in attendance do not possess a bow, crossbow or firearm. If accompanied by a licensed dog tracker, a hunter may possess a firearm, a cocked crossbow or a bow with nocked arrow, only at the time and point of kill. If the tracking is done at night, artificial lights ordinarily carried in the hand or on the person may be used. A dog that barks while tracking the deer may not be used on public lands.

How can I prevent the spread of invasive species when tracking a wounded deer with a dog?

Before leaving the location, remove plant debris, dirt and mud from your dog to protect its health and habitat quality.

Can I retrieve my hunting dog if it runs on to private property?

Yes. Unless previously prohibited by the landowner, you can enter on foot the property of another person for the sole purpose of retrieving a hunting dog. You cannot be in possession of a firearm when retrieving a dog from private property. You should not remain on the property beyond the reasonable time necessary to retrieve the dog.



What if I see sick-looking wildlife while scouting or hunting?

The DNR encourages you to report any sightings of sick or dead wildlife at Michigan.gov/EyesInTheField. You should provide information about the location, number and condition of the animals you observed. Contact the DNR Wildlife Health Section at 517-336-5030 if you have any questions.

What is bovine tuberculosis?

Bovine tuberculosis is a highly infectious disease caused by a bacterium called *Mycobacterium bovis*. It primarily affects the respiratory system and can infect most mammals. While human and avian TB have limited transmission to animals, bovine TB can spread to various mammals. In Michigan, there is a core area in the northeastern part of the Lower Peninsula where bovine TB is more common among white-tailed deer and other animals. The disease spreads when infected and uninfected animals come into close contact, through respiratory secretions and sometimes contaminated feed. Bovine TB develops slowly over years, starting in the lymph nodes and progressing to lung and chest cavity lesions. It is a significant challenge for managing livestock and wildlife. Preventive measures and understanding the disease's transmission and development are important for control and protection.

Can deer contract bovine TB?

Yes. Bovine TB is an infectious disease that primarily affects cattle; however, other animals may become infected. Bovine TB has been detected in Michigan deer every year since 1994. To explore a potential new tool to help eradicate the disease, an approved field trial investigating feasibility of vaccination took place in early 2024. Deer harvested in Alpena County from Green West, Green East, Wilson West, Wilson East, and Ossineke West townships may have consumed a safe oral bovine TB vaccine as part of an approved field trial. Visit Michigan.gov/BovineTB to learn more.

Does the DNR test deer for bovine TB?

Yes. The DNR works in partnership with the Michigan Department of Agriculture and Rural Development and the U.S. Department of Agriculture to establish surveillance goals in order to detect changes in the occurrence of bovine TB in free-ranging white-tailed deer. While deer heads are accepted statewide for bovine TB testing, active surveillance is taking place in Alcona, Alpena, Cheboygan, Crawford, Iosco, Montmorency, Ogemaw, Oscoda, Otsego, Presque Isle and Roscommon counties. Testing deer from these counties is critical to meeting the state's goals and managing the disease in deer and cattle. If you observe bovine TB-like lesions in the chest cavity of any deer, the entire carcass should be submitted for testing.

Go to Michigan.gov/DeerCheck to find check station and drop-box locations and hours. To learn more about bovine TB in Michigan, visit Michigan.gov/BovineTB. You can check your deer TB lab results at Michigan.gov/DNRLab.

What is chronic wasting disease?

Chronic wasting disease is a contagious, neurological disease that impacts the nervous system of deer, elk and moose. It causes the brain of infected animals to deteriorate in a distinctive spongy manner, leading to weight loss, unusual actions, loss of body functions and death. The infectious agents responsible for CWD are not classified as either bacteria or viruses, but rather as prions. Prions are proteins that are believed to be capable of causing infections, even though they lack the nucleic acids usually found in infectious agents.

Can deer contract CWD?

Yes. CWD has been detected in Michigan deer. Since the initial finding of CWD on May 20, 2015, free-ranging deer in Clinton, Dickinson, Eaton, Gratiot, Hillsdale, Ingham, Ionia, Isabella, Jackson, Kent, Mecosta, Midland, Montcalm, Ogemaw and Washtenaw counties have been positively confirmed with CWD. Visit Michigan.gov/CWD for more information on CWD and the latest news and testing updates. Any deer seen acting abnormally should be reported to the Michigan DNR.

Can I get my deer tested for CWD?

CWD testing will be available on a limited basis for areas with active surveillance goals. For 2025, active CWD surveillance areas include Baraga, Chippewa, Dickinson, Houghton, Iosco, Keweenaw, Luce, Mackinac, Ogemaw, Ontonagon and Schoolcraft counties. Carcasses from deer with CWD-like symptoms will be accepted statewide, year-round. Please be aware that test results may take at least one month to receive. Once they are available, testing results will be posted at Michigan.gov/DNRLab. For all other areas, hunters who wish to have their deer tested for CWD can submit to partnering U.S. Department of Agriculture-approved laboratories for a fee. Visit Michigan.gov/CWD and click on “Get my deer tested” for instructions.

What is epizootic hemorrhagic disease?

Epizootic hemorrhagic disease is an acute, infectious, often fatal disease contracted by wild ruminants but most commonly affecting white-tailed deer. For more information, visit Michigan.gov/EHD.

What if I see an invasive species while scouting or hunting?

The DNR encourages you to learn how to identify and report invasive species at MISIN.MSU.edu. For more information on invasive species management or your local cooperative invasive species management area, visit Michigan.gov/Invasives.

How can I help stop the spread of invasive species?

Prevention is the best way to manage invasive species! Practice [PlayCleanGo](#) by checking yourself and your gear. Arrive clean and remove any plant debris, dirt and mud before leaving your hunting location.

Can I harvest Russian boar?

Yes. Russian boar can be hunted and trapped year-round, statewide with a valid base license. Russian boar can be taken on public land by anyone possessing a valid hunting license or a concealed pistol license, or on private land with the landowner's permission. You are encouraged to report all Russian boar seen or taken at Michigan.gov/FeralSwine or by calling 517-336-1928.

Can I possess invasive plants in Michigan?

No. You cannot move or possess invasive plants. For a complete list of prohibited and restricted species, visit Michigan.gov/Invasives.

Can I use a drone to recover game animals?

No. The use of drones to pursue wildlife in any manner, either during legal hunting hours or after, is illegal. You may not take game or fish using an unmanned vehicle or unmanned device that uses aerodynamic forces to achieve flight or using an unmanned vehicle or unmanned device that operates on the surface of water or underwater. Attempting to locate and/or recover game, either dead or wounded, is an act which falls within the definition of “take.”

Validating harvest

Can I tag my deer after I take some photos first?

No. Immediately after harvesting and before field-dressing or moving a deer, you must validate your kill tag and securely attach the kill tag to the antler, lower jaw or lower leg of the deer.

How do I validate my kill tag?

To validate your kill tag, you must notch out the appropriate information as instructed on the kill tag.

How must I tag my harvested deer?

You must securely and permanently attach the entire kill tag to the deer’s antler, lower jaw or lower leg. The best way to attach a kill tag is to lay a strong piece of wire or cord across the back of it (after removing backing), so the tag can be folded in half, and to tape it in place as needed. Tie the wire or cord to the deer’s antler, lower jaw or lower leg in such a manner that the kill tag remains securely attached. Do not stick or wrap the kill tag directly onto the antler of a deer. Make sure the kill tag is completely legible and visible for inspection. The kill tag must remain attached until the deer is processed or butchered or until the deer is accepted for processing and recorded by a commercial processor or taxidermist. Note: If the antlers or head are returned to the person submitting the deer to the commercial processor, the kill tag must accompany the head or antlers.

Transporting game animals

What are the rules for transporting game animals?

You can transport your own and another person’s lawfully taken game. You cannot destroy the identity or evidence of the sex of any bird or animal, except for processed or butchered deer as noted above.

Exception: If you submit the head for bovine tuberculosis or chronic wasting disease testing, you must have the kill tag and disease tag receipt in your possession. Nonresidents may need to comply with restrictions in other states for importing game taken in Michigan.

Are there additional restrictions for transporting deer?

Yes. A deer harvested in Montcalm County in its entirety; Otisco, Orleans, Ronald or North Plains townships in Ionia County; or Nelson, Spencer, Courtland, Oakfield, Grattan or Cannon townships in Kent County cannot be possessed or transported outside of those listed areas, unless:

- The harvested deer is deboned meat, quarters or other parts that do not have any part of the spinal column or head attached: antlers; antlers attached to a skull or skull cap cleaned of all brain and muscle tissue; hides; upper canine teeth; or a finished taxidermist mount.
- OR the deer carcass is taken directly to a registered processor.
- AND/OR the intact deer head detached from the carcass is taken directly to a licensed taxidermist.

Can I pick up a roadkill deer?

Yes. However, you must apply for a permit. You cannot possess a carcass or parts of a roadkill deer outside of the county where the deer was killed by collision with a motor vehicle except for deboned meat, quarters or other parts of the cervid that do not have any part of the spinal column or head attached: antlers; antlers attached to the skull or skull cap cleaned of all brain and muscle tissue; hides; upper canine teeth; or a finished taxidermist mount. This is part of the DNR's efforts to respond to and manage chronic wasting disease in the state. Roadkill salvage permit applications are available at Michigan.gov/RoadKillPermit.

Can I bring my deer, elk or moose back to Michigan from an out-of-state hunt?

Yes. You can bring only the following parts from a free-ranging or captive deer, elk, moose or other cervid hunted within another state or province into Michigan:

- Hides.
- Deboned meat, quarters or other parts of the cervid that do not have any part of the spinal column or head attached.
- Finished taxidermy products.
- Cleaned teeth or antlers attached to a skull cap cleaned of all brain and muscle tissue.

Hunters bringing an entire head, carcass or other prohibited parts into Michigan will be subject to penalties such as fines, jail time and revocation of licenses. In addition, the illegally imported cervid will be confiscated.

If you are notified by another state or province that a deer, elk, moose or other cervid you brought into Michigan tested positive for CWD, you must contact the DNR Wildlife Health Section within two business days (8 a.m. to 5 p.m.) at 517-336-5030 and provide details. In addition, the U.S. Department of Agriculture may have regulations on importation from Canada; contact the USDA at 301-851-3300.

Mandatory deer harvest reporting

Deer must be reported within 72 hours of harvest or before you transfer possession, whichever comes first.

What is mandatory harvest reporting and when did it take effect?

Beginning in 2022, there was a new requirement of all successful deer hunters to report their deer harvest through the DNR's website or mobile app. The system will allow a near real-time estimate of deer harvest as it occurs.

Who is required to report their deer harvest?

All successful deer hunters with a state-issued deer license, including those with deer management assistance permits, are required to report their deer harvest. NOTE: Hunters who wish to submit a deer head for TB or CWD testing must first report their harvest. Heads will not be accepted without a harvest report.

How do I report my harvest?

Each kill tag has a unique, underlined license number that must be used for the harvest report. You must use the correct license number from the kill tag you used to tag the deer with. You can report your harvest through eLicense (Michigan.gov/DNRLicenses) or the Michigan DNR Hunt Fish app. Once your harvest report is completed, you will be given a confirmation number and the option to receive a copy by email.

- To report your harvest through eLicense, visit Michigan.gov/DNRHarvestReport on a computer or mobile device to go directly to the reporting page. Enter your kill tag license number and date of birth to begin the harvest report. If you don't have your hunting license/kill tag number, you can log in to eLicense (using your driver's license and birthdate, or user ID and password), then click on the Harvest Report tab to see the tags available to report. If you don't already have an account, you will have the chance to create one to enter your report.



- To report your harvest through the Michigan DNR Hunt Fish app, download or open the app on a mobile device. You must sign in or create an account to use the Michigan DNR Hunt Fish app. Select the kill tag you used and enter the harvest report information. The app is available for download at the Google Play Store or the Apple App Store. Scan here to download the app.

Do I still need to tag my deer?

Yes. You must continue to attach a state-issued kill tag to a harvested deer. The kill tag should remain with the head if the head and body of the deer are separated. Anyone in possession of a deer after the harvest reporting timeframe expires should be able to present the confirmation number.

Do I still have to report my deer if I process it myself?

Yes. Even if you process the deer yourself, it still needs to be properly tagged and reported via the harvest reporting system.

Does a hunter have to have possession of the deer to report the harvest?

No. A hunter does not have to be in immediate physical possession of the deer when reporting the harvest, but it may be helpful to answer some of the questions, like how many antler points are on the left beam of the animal you harvested. Hunters will have to report their harvest before giving their deer to a processor or taxidermist.

What information is collected on the harvest report?

All successful hunters will be asked to report the unique kill tag license number that was attached to the deer, the hunter's date of birth, the township (selected from map grid), the type of deer harvested, number of antler points and date of kill. In addition, some hunters will be asked an additional management-related question such as what type of hunting device was used to take their deer. Most hunters should be able to complete the process in about three minutes.

Why do I have to provide the location of my harvest?

Providing the location of harvest on a map allows the DNR to improve deer management in two important ways. First, the DNR will finally have a way to look at deer harvest patterns in relation to habitat features on the landscape independent of county or deer management unit boundaries. Second, the location you provide will be precise enough to support important deer disease surveillance efforts.

Will the public be able to see the location where hunters harvested their deer?

Data that identifies you or the specific location of your harvest will not be disclosed except where specifically required by law. The DNR will utilize harvest data to better understand deer populations and hunter activities for management purposes. Please provide a complete and accurate report of your harvest.

What if I need help reporting my harvest?

The harvest reporting system allows for a family member, friend or hunting buddy to easily report a harvest for you. If you have questions about reporting your harvest or need assistance, please call 517-284-9453 or your local DNR customer service center during normal business hours. You can also email DNR-Wildlife@Michigan.gov for assistance.

Is there a penalty for not reporting your deer harvest?

Yes. The penalty for failing to report a deer harvest or retention of a deer harvest confirmation number is a civil infraction including a civil fine of not more than \$150.

How will hunters show proof of reporting their harvest?

After a hunter has successfully reported a harvested animal, the hunter will be issued a harvest confirmation number. This confirmation number will serve as proof that the hunter has legally reported the harvest.

How will a conservation officer know if a deer has been reported or if a confirmation number is real?

By linking every harvested deer to a unique kill tag license number, the DNR can track all harvested deer reported by a hunter and investigate potential problems. Conservation officers can verify the confirmation number through their laptop computer or mobile device app.

What documentation is required when transferring possession of a harvested deer?

The successful hunter is required to report the harvest before transferring possession of the deer (e.g., before taking it to a processor or giving the deer to a friend or taxidermist). When transferring the possession of a harvested deer, the hunter should provide the harvest confirmation to the person accepting the animal. The person who accepts the animal should record the confirmation number. This confirmation number is proof that the hunter has legally reported the harvest.

Why is the Michigan DNR adopting mandatory harvest reporting for deer?

Since the 1950s, the DNR has used mail surveys that were sent to randomly selected hunters to estimate harvest. Estimates were accurate if the hunters responding to surveys were representative of all hunters. This assumption generally is easier to make when most hunters in the sample respond to the survey. Unfortunately, the proportion of hunters returning mail surveys has declined from an average of more than 70% in the early 2000s to 33% in 2021. Low response rates can lead to inaccurate estimates. Because declining response rates are not likely to reverse, another approach to estimating harvest was needed.

Are there other states that use this system or is Michigan the first?

Michigan is one of the later states to adopt this technology. With declining response rates for deer harvest surveys, it makes sense to switch to a new way to collect deer harvest data.

Will the public be able to get harvest data faster than in the past?

Yes. The system will provide real-time summaries of the number and types of deer harvested by county and management unit.

Is the DNR getting rid of its traditional deer harvest survey?

No. The DNR will continue to do its traditional post-season deer harvest survey for a few years to compare harvest estimates from both the old and new systems, but eventually the traditional mail survey will be reduced in scale and frequency.

Will there still be deer check stations?

Check stations have long since provided sites to understand the age of deer being harvested, as well as sites for collecting disease samples for bovine tuberculosis and chronic wasting disease. However, they've never been integral for estimating season-long deer harvest. While check stations won't go away completely, there

will be fewer of them. These locations will primarily serve as disease sample submission sites for bTB and CWD.

Is there still a way for hunters to submit deer for disease testing?

Yes. The new reporting system should make it easier for hunters to understand whether they are in a location where the DNR is looking for volunteers to submit their deer for testing. If hunters indicate they are in one of the disease surveillance zones, they will see a message on the harvest report confirmation page asking them to submit their deer head for testing, along with locations of where they can submit their deer head or sample for testing.

Check stations will focus on places where the DNR needs to gather physical samples for disease testing. This allows us to maximize our use of staff resources for disease surveillance purposes. Harvested deer must be reported using the harvest reporting system. Hunters will continue to have the opportunity to submit samples to Michigan State University and Wisconsin labs directly for a fee.

Deer check stations

Can I bring my deer to a deer check station?

Yes. However, deer check station locations and hours of operation have been reduced as data collection techniques have changed and have become more efficient than traditional check stations. Drop-box locations and participating cooperators such as taxidermists and processors are available for hunters wishing to submit their deer's head for testing. Visit Michigan.gov/DeerCheck for check station locations and hours of operation.

Handling and processing game meat

Should I be concerned about dioxin?

Health assessors from the Michigan Department of Health and Human Services and Michigan DNR determined that samples of wild game taken from the floodplains of the Tittabawassee River and Saginaw River downstream of Midland contained high levels of dioxin and dioxin-like compounds. Wild game tested included deer, turkeys, cottontail rabbits, squirrels, wood ducks and Canada geese. As a result, the MDHHS advises that hunters and their families to follow these recommendations related to deer:

- Do not eat the liver from deer harvested in or near the Tittabawassee River floodplain downstream of Midland.
- Limit consumption of muscle meat from deer harvested in or near the floodplain of the Tittabawassee River downstream of Midland and in or near the floodplain of the Saginaw River.

For additional information regarding dioxin, dioxin-like compounds and wild game advisories for the Tittabawassee River and Saginaw River floodplains, including

a map of the area covered by these advisories, go to the MDHHS website at Michigan.gov/Dioxin.

Should I be concerned about lead in game meat?

Ammunition used to shoot wildlife, including lead birdshot or rounds containing lead bullets, may fragment, leaving particles remaining in game meat, even after processing. Some of these lead particles may be too small to be seen or felt when processing game. Being exposed to any lead can be a serious issue for developing bodies and nervous systems, so those most at risk of health effects from eating venison and other wild game meat that contains lead are young children and women who are pregnant or planning to become pregnant.

- **Use lead-free ammunition:** Opt for shotgun shells with nontoxic shot or slugs, and nontoxic rifle bullets. If nontoxic ammunition is unavailable, avoid rapidly expanding bullets that tend to fragment.
- **Aim carefully:** Avoid shooting through large bones, like the front shoulder, as bullets passing through these bones are more likely to fragment. Aim for areas with softer tissue to minimize lead fragmentation.
- **Trim around wound channels:** Cut away the meat around the wound channel to remove lead fragments that may have entered the meat.
- **Select cuts wisely:** Ground venison often contains more lead fragments than other cuts of meat. Choose different cuts to reduce lead exposure.
- **Avoid acidic cooking ingredients:** Refrain from using vinegar or wine when cooking wild game shot with lead ammunition, as acids can increase lead absorption in the body.

How should I handle and process game meat?

Keep yourself and others healthy by taking care of your harvested meat. The Michigan Department of Health and Human Services recommends proper food safety practices when handling game meat, as well as any other meat or poultry. When field-dressing deer from the bovine TB areas in the northeastern Lower Peninsula, remember to wear a mask and gloves (such as latex gloves) to protect yourself.

I process wild game. Do I need a permit?

Yes. Commercial meat processors who accept wild game for processing and storage are required to register with the DNR. Registration is free. To register, visit Michigan.gov/WildlifePermits.

Buying and selling game animals

Can I buy or sell game animals?

You cannot buy or sell game animals, dead or alive, except as provided by Wildlife Conservation Order 4.3, available at Michigan.gov/DNRLaws.

Hunters Feeding Michigan

What is Hunters Feeding Michigan?

The Hunters Feeding Michigan program connects donors, wild game processors and charities to help feed individuals in need. Each deer donated will provide an estimated 160 high-protein and nutritious meals.

Can I donate meat from the deer I harvested?

Yes. The DNR encourages hunters to support the effort to provide processed deer meat to local families in need. You can donate your harvested deer to Hunters Feeding Michigan. Testing for chronic wasting disease and bovine tuberculosis may be required. Harvested meat must be processed by a licensed processor to be accepted by the program. All donated deer must be whole, tagged, harvest-reported and field-dressed. An updated list of participating processors is available at Michigan.gov/HuntersFeedingMichigan.

Are there other ways to help Hunters Feeding Michigan?

Yes. You can help offset the cost of processing and packaging venison by making a monetary donation when you purchase your hunting or fishing license, at any license agent, online at Michigan.gov/DNRLicenses or through the DNR Hunt Fish app. A monetary donation can be made at Michigan.gov/HuntersFeedingMichigan by anyone at any time.



HUNTERS Feeding MICHIGAN™

Donate your harvested deer to help feed local families!



1 deer = 160 meals

Donate money to offset the cost of processing when buying your license — online, in-store or via the DNR app.



MICHIGAN.gov/HuntersFeedingMichigan

Deer management cooperator patch



Who coordinates the deer management cooperator patch?

Michigan's deer management cooperator patch, also known as the deer patch, is coordinated by the Michigan DNR.

Do I need to harvest a deer to purchase a deer patch?

No. You do not have to harvest a deer to purchase a patch.

How much does a deer patch cost?

Adult hunters, youth hunters, collectors and other interested individuals can purchase a deer patch for \$10, including postage and handling.

Can I order deer patches from previous years?

Yes. You can purchase deer patches from previous years while supplies last.

How do I order a deer patch?

Deer patches can be ordered online at Michigan.gov/DNRLicenses or through the Michigan DNR Hunt Fish app.

How long will it take to receive my patch?

You should receive your deer patch in seven to 10 business days.

REPORT ALL POACHING

Can I possess a live wild animal?

No. It is unlawful to possess live game or protected animals taken from the wild except under a permit issued by the DNR. Visit [Michigan.gov/WildlifePermits](https://www.michigan.gov/WildlifePermits) for more information.

What is the Interstate Wildlife Violator Compact?

Michigan is a member of the Interstate Wildlife Violator Compact, an agreement where participating states share information about fish and game violators and honor each other's decision to deny licenses and permits. If your hunting, fishing or trapping license is revoked in Michigan, you may lose your privileges in the other 45 participating states as well. And, if your license is revoked in any of those states, it also may be revoked in Michigan.

What are the penalties for deer hunting violations?

The fine for an illegally harvested deer is \$1,000 per animal. Additional fines are added if the illegally harvested deer was an antlered deer. An antlered deer with eight to 10 points will include an additional \$1,000 fine AND a \$500 fine per point. An antlered deer with 11 or more points will include an additional \$1,000 fine AND a \$750 fine per point. Revocation of licenses will be for the current year plus three years. If the illegally harvested deer was antlered, the first offense includes an additional two years of license revocation. If the illegally harvested deer was antlered, the second offense includes an additional seven years of license revocation.

How do I report suspected poaching?

If you witness a natural resource violation or have information on the illegal killing of game animals in Michigan, report it immediately. You can do this by texting or calling 800-292-7800. Phone lines are open 24/7. You may remain anonymous.

REPORT ALL POACHING



Report poaching
immediately.

Tipsters may remain
anonymous.

Tipsters may be eligible
for a cash reward.

CALL OR TEXT
1-800-292-7800

Accompany — to go along with another individual under circumstances that allow one to come to the immediate aid of the other individual while staying within a distance from the other individual that permits uninterrupted, unaided visual and auditory communication.

Antlered deer — a deer having at least one antler that extends 3 inches or more above the skull.

Antlerless deer — a deer without antlers, or with antlers extending less than 3 inches above the skull.

Antler point restriction — A tool used to protect an age class of bucks from being harvested in order to graduate them to the next age class by allowing hunters to harvest only bucks with a certain number of antler points on a side.

Apprentice hunter — a person 10 years old or older without a hunter education certificate who is licensed under the Apprentice Hunting Program.

Bag limit — the number of animals that may be taken and possessed as determined by the DNR.

Bait — a substance intended for consumption by deer composed of grains, minerals, salts, fruits, vegetables, hay or any other food materials placed to lure or entice deer as an aid in hunting. This does not apply to standing farm crops (normal agricultural practices) or other naturally growing grains, fruits or vegetables.

Blind individual — an individual who has a visual acuity of 20/200 or less in the better eye with correction or has a limitation of his or her field of vision such that the widest diameter of the visual field subtends an angular distance not greater than 20 degrees, as determined by the Commission for the Blind.

Bow — a device for propelling an arrow from a string drawn, held and released by hand if the force used to hold the string in the drawn position is provided by the archer's muscles.

Buy/sell — an exchange or attempt or offer to exchange for money, barter or anything of value.

Chase — to follow animals with dogs or other wild or domestic animals trained for that purpose.

Crossbow — a weapon consisting of a bow, with a draw weight of 100 pounds or more, mounted transversely on a stock or frame and designed to fire an arrow, bolt or quarrel by the release of a bow string controlled by a mechanical or electric trigger with a working safety.

Deaf individual — an individual who is not able to process information aurally, with or without amplification, and whose primary means of communication is visual or by receiving spoken language through other sensory input, including, but not limited to, lipreading, sign language, finger spelling or reading.

Developmental disability — a severe, chronic condition as defined in section 100a of the mental health code, 16 1974 PA 258, MCL 330.1100a.

Elevated platform — any horizontal surface, constructed or manufactured by a person, that increases the field of vision of a person using it beyond the field of vision that normally would be attained by that person standing on the ground. Elevated platforms include scaffolds, raised platforms, ladders, steps and any other device that is used to assist in climbing a tree.

Feed — a substance composed of grains, minerals, salts, fruits, vegetables, hay or other food material that may attract deer or elk for any reason other than hunting.

Firearm — any weapon that will, is designed to or may readily be converted to expel a projectile by action of an explosive.

Game animal — any species of wildlife designated by the Legislature or the Natural Resources Commission as game under Section 40110 of the Michigan Natural Resources and Environmental Protection Act and any of the following animals: badger, bear, beaver, bobcat, brant, coot, coyote, crow, deer, duck, elk, fisher, Florida gallinule, fox, goose, hare, Hungarian partridge, marten, mink, muskrat, opossum, otter, pheasant, quail, rabbit, raccoon, ruffed grouse, sharptailed grouse, skunk, snipe, sora rail, squirrel, Virginia rail, weasel, wild turkey, woodchuck and woodcock.

Ground blind — a structure, enclosure or any material, natural or manufactured, placed on the ground to assist in concealing or disguising a person for the purpose of harvesting an animal.

Hunt or hunting — to pursue, capture, shoot, kill, chase, follow, harass, harm, rob or trap a wild animal, or to attempt to engage in such an activity.

Hunter education/safety — a certification course used to train hunters on understanding wildlife management, wildlife identification, ethics, laws and regulations, and firearms safety and handling.

Hunter orange — the highly visible color commonly referred to as hunter orange that includes blaze orange, flame orange and fluorescent blaze orange.

Identification — a driver license issued by Michigan, another state or a Canadian province as accepted by the DNR, a State of Michigan identification card issued by the Secretary of State or a Sportcard issued by the DNR.

Kill tag — a license that is affixed to a harvested bear, bobcat, deer, elk, fisher, marten, otter or turkey.

License — a document or a tag, stamp, plastic card or other device that may include a stamp or a tag that authorizes the licensee to hunt, fish, trap or possess wild animals or aquatic species and other identification required by the DNR.

Mentor — a person at least 21 years old who has a valid license to hunt and previous hunting experience and is participating in the Mentored Hunting Program.

Nonresident — a person who is not a resident of Michigan.

Pneumatic gun — any implement, designed as a gun, that will expel a BB or pellet by spring, gas or air.

Poaching — the illegal shooting, trapping or taking of game, fish or other natural resources from private or public property.

Protected wildlife — bear cubs, bear sows accompanied by cubs, cougars, eagles, flying squirrels, hawks, lynx, moose, nongame birds (except starlings, house sparrows and feral pigeons), owls, spruce grouse and wolverines. Protected wildlife cannot be taken at any time.

Residence — a permanent building serving as a temporary or permanent home. Residence may include a cottage, cabin or mobile home, but does not include a structure designed primarily for taking game, a tree blind, a tent, a recreational or other vehicle, or a camper.

Resident — a person who resides in a settled or permanent home or domicile within the boundaries of this state with the intention of remaining in this state; a student who is enrolled in a full-time course at a college or university within this state and who resides in the state during the school year; a person regularly enlisted or commissioned as an officer in the armed forces of the United States and officially stationed in this state; or a person regularly enlisted or commissioned as an officer in the armed forces of the United States who, at the time of enlistment, was a resident of this state and has maintained his or her residence in this state for purposes of obtaining a driver license or voter registration, or both.

Safety zone — all areas within 150 yards (450 feet) of an occupied building, dwelling, house, residence, cabin or any barn or other building used in a farm operation.

Season dates — the legal dates that may be hunted or trapped.

Take — to hunt with any weapon, dog, raptor or other wild or domestic animal trained for that purpose; kill; chase; follow; harass; harm; pursue; shoot; rob; trap; capture or collect animals, or to attempt to engage in such an activity.

Transport — to carry or ship animals within this state or to points outside this state.

Uncocked bow — a bow that is not in the drawn position.

Uncocked crossbow — a crossbow that is not in the cocked position.

Unloaded bow — a bow that does not have an arrow nocked.

Unloaded crossbow — a crossbow that does not have a bolt in the flight groove.

Unloaded firearm — a firearm that does not have ammunition in the barrel, chamber, cylinder, clip or magazine when the barrel, chamber, cylinder, clip or magazine is part of or attached to the firearm. Muzzleloading firearms are considered unloaded when the cap is removed or priming powder is removed from the pan, or when the battery is removed on electronic systems. The ball and powder can remain in the barrel.

Wild animal — a mammal, bird, fish, reptile, amphibian or crustacean of a wild nature indigenous to this state or introduced to this state by the DNR or a species determined by the DNR to be of public benefit.





Pure Michigan Hunt

APPLY TODAY
for a
multi-species hunt & prize package
worth thousands!

3 WINNERS RECEIVE

elk, bear, antlerless deer,
spring & fall turkey licenses,
and first pick at
a reserved waterfowl hunt!!

\$5 PER APPLICATION



Michigan.gov/PMH



THE TASTE OF TRADITION IS HERE!

CRAFTED IN MICHIGAN. ROASTED FOR HUNTERS

10% OFF
IN-STORE
PURCHASE
~SHOW AD~



PURCHASES BENEFIT

DEERCAMPCOFFEE.COM

STERLING HEIGHTS ★ MIO ★ HARRISON TWP



Institute of
Agricultural Technology
MICHIGAN STATE UNIVERSITY

TWO-YEAR CERTIFICATE PROGRAMS:

- Agricultural Industries
- Agricultural Operations
- Dairy Management
- Electrical Technology
- Food Processing, Technology & Safety
- Forest Technology
- Fruit & Vegetable Crop Management
- Fruit, Vegetable & Organic Horticulture Management
- Landscape and Nursery Management
- Landscape Management
- Livestock Industries
- Sports & Commercial Turf Management
- Turfgrass Management - Golf Course
- Urban Forest Management
- Viticulture



LEARN MORE AT IAT.MSU.EDU

 **FAMILY Farm & Home**

BIG BUCK DAYS

CLICK TO
LEARN
MORE!



MUDGY
M

STEALTH CAM

BIG GAME

\$20 OFF

WHEN YOU SPEND \$100 OR MORE ON
TREESTANDS, BLINDS OR TRAIL CAMERAS*

 **FAMILY Farm & Home**



03342010025

*Pre-tax. Coupon valid in-store only from 8/1/25-9/30/25. Must present coupon at time of purchase.

Cannot be combined with any other coupon or bulk/volume discount. Single use coupon. Limit 1 redemption per customer. No cash value. Not valid on previous transactions. Employee use prohibited. Additional exclusions may apply. Please see store for details.

Need information?

Contact a DNR office listed below or visit us online. Customer service center (CSC) hours of operation can be found at Michigan.gov/ContactDNR.

Baraga CSC

427 U.S. 41 N.
Baraga, MI 49908
906-353-6651

Bay City CSC

3580 State Park Drive
Bay City, MI 48706
989-684-9141

Cadillac CSC

8015 Mackinaw Trail
Cadillac, MI 49601
231-775-9727

Crystal Falls Field Office

1420 W. U.S. 2
Crystal Falls, MI 49920
906-875-6622

Detroit Metro CSC

1801 Atwater St.
Detroit, MI 48207
313-396-6890

Escanaba CSC

6833 U.S. 2, U.S. 41 and M-35
Gladstone, MI 49837
906-786-2351

Gaylord CSC

1732 W. M-32
Gaylord, MI 49735
989-732-3541

Lansing CSC

4166 Legacy Parkway
Lansing, MI 48911
517-284-4720

Marquette CSC

1990 U.S. 41 S.
Marquette, MI 49855
906-228-6561

Naubinway Field Office

P.O. Box 287
W11569 U.S. 2 E.
Naubinway, MI 49762
906-477-6048

Newberry CSC

5666 M-123
Newberry, MI 49868
906-293-5131

Norway Field Office

520 W. U.S. 2
Norway, MI 49870
906-563-9247

Plainwell CSC

621 10th St.
Plainwell, MI 49080
269-685-6851

Roscommon CSC

I-75 and M-18 S.
8717 N. Roscommon Road
Roscommon, MI 48653
989-275-5151

Sault Ste. Marie CSC

4131 S. M-129
Sault Ste. Marie, MI 49783
906-635-6161

Traverse City CSC

2122 S. M-37
Traverse City, MI 49685
231-922-5280

Helpful URLs:

Find us on Facebook at Facebook.com/MichiganDNR

Follow us on X at Twitter.com/MichiganDNR

Follow us on Instagram at Instagram.com/MichiganDNR

Direct DNR website URLs:

DNR hunting regulations: Michigan.gov/DNRRegs

Wildlife diseases: Michigan.gov/WildlifeDisease

Hunter education: Michigan.gov/HunterEducation

Hunting: Michigan.gov/Hunting

Invasive species: Michigan.gov/InvasiveSpecies

Mi-HUNT: Michigan.gov/MiHunt

Pure Michigan Hunt: Michigan.gov/PMH

Shooting ranges: Michigan.gov/ShootingRanges

Trapping/fur harvesting: Michigan.gov/Trapping

Michigan Department of Natural Resources

Wildlife Division

525 W. Allegan St.

P.O. Box 30444

Lansing, MI 48933

517-284-9453

Contact hours: 8 a.m. to 5 p.m.