

2024

# MICHIGAN FURBEARER HARVEST REGULATIONS SUMMARY



## Important:

- The coyote hunting season is July 15 - April 15, 2025.
- The bobcat trapping seasons in Units A and B are Nov. 1-14 and Dec. 1 - Jan. 18, 2025.
- The second bobcat kill tag in Unit A is valid for public and private lands.
- The combined bag limit for fisher and marten is two per resident fur harvester.
- Centerfire firearms can be used at night on public and private lands in the limited firearms deer zone.
- **Bobcat kill tags only available through Oct. 31, 2024.**

**Rules apply from May 1, 2024 – April 30, 2025**

***Includes badger, beaver, bobcat, coyote, fisher, fox (gray and red), marten, mink, muskrat, opossum, otter, raccoon, skunk and weasel (least, short-tailed/ermine and long-tailed)***

RAP (Report All Poaching): Call or text 800-292-7800

# Table of contents

<b>Furbearer management .....</b>	<b>3</b>	Hunting Access Program.....	29
Managing furbearers in Michigan .....	3	Local municipalities.....	30
<b>Season dates and bag limits .....</b>	<b>5</b>	Waterways .....	30
Year-round furbearer harvest .....	5	Rights of way .....	31
Mitigating damage caused by		Trespassing.....	31
furbearers .....	5	<b>Equipment regulations .....</b>	<b>32</b>
Furbearer hunting season dates .....	5	Hunter orange .....	32
Furbearer trapping season dates.....	6	Elevated platforms and ground	
Furbearer management units .....	7	blinds .....	32
Bag limits.....	11	Bows, crossbows and firearms during	
<b>License types and fees .....</b>	<b>12</b>	daytime hours.....	34
License types and fees by age .....	12	Bows, crossbows and firearms during	
Hunter education .....	13	nighttime hours .....	36
Trapper education .....	13	Artificial lights .....	37
Mentored youth hunting and		Transporting bows, crossbows and	
trapping.....	13	firearms.....	38
Apprentice hunting and trapping .....	14	Trap regulations .....	39
Michigan residents.....	15	<b>Hunting and trapping methods.....</b>	<b>44</b>
Michigan veterans with disabilities..	15	Animal structures and beaver	
U.S. military personnel.....	15	dams .....	44
Treaty-authorized hunters and		Decoys and calls .....	45
trappers .....	16	Baiting.....	45
DNR Sportcard .....	16	Training dogs on furbearers .....	45
Base license .....	16	Hunting with dogs .....	45
Fur harvester license .....	17	Wolf-dog conflicts .....	46
Furbearer kill tags .....	18	Commercial hunting guides .....	48
Incidental seals .....	18	<b>Incidental catch.....</b>	<b>49</b>
<b>Purchasing licenses and kill tags ...</b>	<b>20</b>	<b>Wildlife diseases.....</b>	<b>52</b>
Identification requirements .....	20	Canine distemper.....	52
Where to buy licenses and kill tags .	21	Rabies.....	52
Lost licenses and kill tags .....	21	Sarcoptic mange .....	52
<b>When and where to hunt/trap .....</b>	<b>22</b>	<b>Invasive species.....</b>	<b>54</b>
Hunting hours.....	22	Nutria .....	55
Hunting and trapping zones .....	25	Russian boar .....	55
Limited firearms deer zone.....	25	<b>After the harvest.....</b>	<b>56</b>
Safety zones .....	26	Validating harvest .....	56
Public lands .....	26	Transporting game animals.....	56
State lands .....	27	Furbearer registration stations .....	56
State parks and recreation areas ....	28	Buying and selling game animals ....	58
National forest lands .....	28	<b>Report all poaching .....</b>	<b>59</b>
Commercial Forest lands.....	29	<b>Glossary .....</b>	<b>60</b>

Stay on top of the latest news from the Michigan DNR!

Visit [Michigan.gov/DNREmail](http://Michigan.gov/DNREmail) to sign up for email updates!

The Michigan Department of Natural Resources is committed to the conservation, protection, management, use and enjoyment of the state's natural and cultural resources for current and future generations.

The Michigan Natural Resources Commission is a seven-member public body whose members are appointed by the governor and subject to the advice and consent of the Senate. The NRC has exclusive authority to regulate the taking of game and sportfish. The commission conducts monthly, public meetings in locations throughout Michigan. Citizens are encouraged to become actively involved in these public forums. For more information, visit [Michigan.gov/NRC](http://Michigan.gov/NRC).

This program receives federal financial assistance from the U.S. Fish and Wildlife Service. Under Title VI of the 1964 Civil Rights Act, Section 504 of the Rehabilitation Act of 1973, Title II of the Americans with Disabilities Act of 1990, the Age Discrimination Act of 1975 and Title IX of the Education Amendments of 1972, the U.S. Department of the Interior prohibits discrimination on the basis of race, color, national origin, age, sex or disability. If you believe that you have been discriminated against in any program, activity or facility, or if you need more information, please write to: Office of Diversity, Inclusion and Civil Rights, Department of the Interior, 1849 C Street, NW, Washington, D.C. 20240.

NOTICE: This document is not a legal notice or a complete collection of hunting regulations and laws. It is a summary of regulations issued for hunters' convenience. Copies of wildlife conservation orders, which contain complete listings of regulations and legal descriptions, are available at [Michigan.gov/DNRLaws](http://Michigan.gov/DNRLaws).



## Managing furbearers in Michigan

Michigan has 17 species of furbearers that can be harvested using hunting or trapping methods. The term “furbearer” generally applies to those species that historically have been harvested for their fur. Most of Michigan’s furbearer species are carnivores, with a few notable exceptions such as beaver and muskrat.

Given the large number of furbearer species that can be harvested in Michigan, there are many different types of furbearer-related recreational opportunities throughout the state. Fur harvesting has played an important role in the lives of many Michigan residents since long before statehood and has continued to the present day.

**Continued on page 4 ►**

## FURBEARER MANAGEMENT

The DNR monitors furbearer populations and regularly reviews regulations to ensure that furbearers are managed to sustain populations, maintain recreational opportunities, and allow for mitigation of nuisance issues and damage control. Regulations are in place to ensure populations are not harvested in a way that may be unsustainable and to provide biologists information on species to aid in management (such as through mandatory registration).

For more information on furbearer management in Michigan, visit [Michigan.gov/Trapping](https://Michigan.gov/Trapping).



## Year-round furbearer harvest

Opossum, skunk and weasel can be harvested year-round, using all legal hunting and trapping methods for those species, statewide with a valid Michigan fur harvesting license. There is no bag limit for these species.

## Mitigating damage caused by furbearers

Beaver, coyote, muskrat, opossum, raccoon, skunk and weasel can be harvested year-round, using all legal hunting and trapping methods for those species, on private property when doing or physically present where they could imminently cause damage. Damage means physical harm to forest products, roads, dams, buildings, orchards, apiaries, livestock and horticultural or agricultural crops. Beaver or muskrat are only considered to be doing damage if their activities result in flooding or culvert blockages that cause damage. A license or written permit is not needed.

## Furbearer hunting season dates

Season	Area	Season dates	Notes
<b>Bobcat* hunting</b>	Unit A Unit B Unit C Unit D Unit G Unit H	Jan. 1 – March 1 Jan. 1 – March 1 Jan. 1 – March 1 Jan. 1 – Feb. 1 Jan. 1-20 Jan. 1–11	Kill tags available May 1 – Oct. 31, 2024
<b>Coyote hunting</b>	Statewide	July 15 – April 15	Nighttime hunting allowed
<b>Fox (gray and red) hunting</b>	Statewide	Oct. 15 – March 1	Nighttime hunting allowed
<b>Opossum hunting</b>	Statewide	Year-round	Nighttime hunting allowed
<b>Raccoon hunting</b>	Statewide	Oct. 1 – March 31	Nighttime hunting allowed
<b>Skunk hunting</b>	Statewide	Year-round	N/A

**Table Continued ►**

## SEASON DATES AND BAG LIMITS

Season	Area	Season dates	Notes
Weasel (least, short-tailed/ermine and long-tailed) hunting	Statewide	Year-round	N/A

\*Mandatory registration required for harvested furbearer.

## Furbearer trapping season dates

Season	Area	Season dates	Notes
Badger trapping	Zone 1 <sup>1</sup> Zone 2 Zone 3	Oct. 15 – Nov. 14 Oct. 15 – Nov. 14 Nov. 1 – March 1	N/A
Beaver trapping (resident)	Unit A Unit B Unit C	Oct. 25 – April 30 Nov. 1 – April 25 Nov. 10 – April 25	N/A
Beaver trapping (nonresident)	Unit A Unit B Unit C	Nov. 15 – April 30 Nov. 24 – April 25 Dec. 15 – April 25	N/A
Bobcat* trapping	Unit A  Unit B  Unit C Unit D Unit G Unit H	Nov. 1-14 and Dec. 1 – Jan. 18 Nov. 1-14 and Dec. 1 – Jan. 18 Dec. 10-29 Dec. 10-29 Dec. 10-29 Dec. 10-20	Kill tags available May 1 – Oct. 31, 2024
Coyote trapping	Statewide	Oct. 15 – March 1	Nonlethal cable restraints can be used Jan. 1 – March 1
Fox (gray and red) trapping	Statewide	Oct. 15 – March 1	Nonlethal cable restraints can be used Jan. 1 – March 1
Fisher* trapping	Zone 1 <sup>2</sup>	Dec. 6-15	Kill tags available May 1 – Dec. 15
Marten* trapping	Zone 1 <sup>2</sup>	Dec. 6-15	Kill tags available May 1 – Dec. 15
Muskrat trapping	Zone 1 Zone 2 Zone 3	Oct. 25 – March 1 Nov. 1 – March 1 Nov. 10 – March 1	N/A

**Table Continued ►**

Season	Area	Season dates	Notes
<b>Mink trapping</b>	Zone 1 Zone 2 Zone 3	Oct. 25 – March 1 Nov. 1 – March 1 Nov. 10 – March 1	N/A
<b>Opossum trapping</b>	Statewide	Year-round	N/A
<b>Otter* trapping</b>	Unit A Unit B Unit C	Oct. 25 – March 31 Nov. 1 – March 31 Nov. 10 – March 31	Kill tags available May 1 – March 31, 2025
<b>Raccoon trapping</b>	Statewide	Oct. 1 – March 31	N/A
<b>Skunk trapping</b>	Statewide	Year-round	N/A
<b>Weasel (least, short-tailed/ermine and long-tailed) trapping</b>	Statewide	Year-round	N/A

\*Mandatory registration required for harvested furbearer.

<sup>1</sup>Zone 1 badger management unit includes Baraga, Dickinson, Gogebic, Houghton, Iron, Keweenaw, Marquette, Menominee and Ontonagon counties and that area of Alger and Delta counties west of a line beginning at the point on the Lake Superior shoreline due north of where Federal Forest Highway 13 and H-58 intersect, then southerly upon Federal Forest Highway 13 to where it intersects with U.S. 2, then due south of the intersection of Federal Forest Highway 13 and U.S. 2 to the point of intersection with the Lake Michigan shoreline.

<sup>2</sup>Zone 1 for fisher and marten trapping excludes Drummond Island.

## Furbearer management units

### Where can I find detailed descriptions of furbearer management unit boundaries?

For detailed descriptions of furbearer management unit boundaries, visit [Michigan.gov/DNRLaws](https://Michigan.gov/DNRLaws) or contact a DNR customer service center, listed at [Michigan.gov/ContactDNR](https://Michigan.gov/ContactDNR).

### What are the badger management units and boundaries?

The badger management units for trapping are defined in the Wildlife Conservation Order.

- Zone 1 is Baraga, Dickinson, Gogebic, Houghton, Iron, Keweenaw, Marquette, Menominee and Ontonagon counties and that area of Alger and Delta counties west of a line beginning at the point on the Lake Superior shoreline due north

**Continued on page 8 ►**





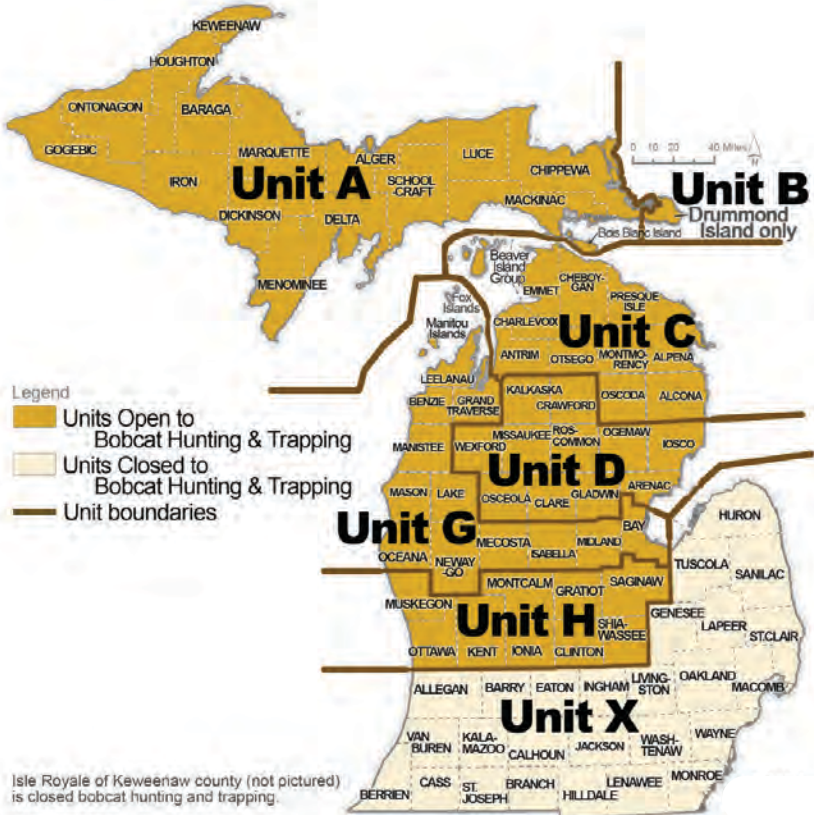
- Schoolcraft County: Seney National Wildlife Refuge closed to otter trapping; contact the refuge about possible beaver trapping

See page 18 for a listing of public-land trapping areas where a permit is required.

**What are the bobcat management units and boundaries?**

The bobcat management units for hunting and trapping are defined in the Wildlife Conservation Order.

- **Unit A** is the Upper Peninsula, except Drummond Island.
- **Unit B** is Drummond Island.
- **Unit C** is Alcona, Alpena, Antrim, Charlevoix, Cheboygan, Emmet, Montmorency, Oscoda, Otsego and Presque Isle counties.
- **Unit D** is Arenac, Clare, Crawford, Gladwin, Iosco, Kalkaska, Missaukee, Ogemaw, Osceola, Roscommon and Wexford counties.
- **Unit G** is Bay, Benzie, Grand Traverse, Isabella, Lake, Leelanau, Manistee, Mason, Mecosta, Midland, Newaygo and Oceana counties.
- **Unit H** is Clinton, Gratiot, Ionia, Kent, Montcalm, Muskegon, Ottawa, Saginaw and Shiawassee counties.



### **What are the fisher and marten management units and boundaries?**

The fisher and marten management units for trapping are defined in the Wildlife Conservation Order and correspond with the Michigan hunting and trapping zones. Fisher and marten trapping is open in all of Zone 1, except Drummond Island.

### **Can I set my traps out before the season opens?**

No. You can only stake, put out or set a catching device when the open season for the targeted species begins.

### **Why are beaver and otter trapping season dates different?**

Since 2020, the Michigan beaver and otter trapping seasons have ended at different times. This change was made to allow for more beaver harvest opportunities without increasing the spring harvest of otters. We are asking beaver trappers in April to make every effort to target only beaver and to make sets that are most likely to avoid otters. Reducing the April take of otters will help ensure the extended beaver season can remain in place and that we can offer expanded otter bag limits for the open season. However, if a trapper has otter kill tags, they can be used to tag otters taken in April if caught incidentally in beaver sets.



## Bag limits

Species	Resident bag limit	Nonresident bag limit
<b>Badger</b>	1	N/A
<b>Beaver</b>	No limit	No limit
<b>Bobcat</b>	2 <sup>1</sup>	N/A
<b>Coyote</b>	No limit	No limit
<b>Fisher</b>	2*	N/A
<b>Fox (gray and red)</b>	No limit	No limit
<b>Marten</b>	2*	N/A
<b>Muskrat</b>	No limit	No limit
<b>Mink</b>	No limit	No limit
<b>Opossum</b>	No limit	No limit
<b>Otter</b>	4 <sup>2</sup>	N/A
<b>Raccoon</b>	No limit	No limit
<b>Skunk</b>	No limit	No limit
<b>Weasel (least, short-tailed/ermine and long-tailed)</b>	No limit	No limit

<sup>1</sup>One bobcat kill tag is valid for all lands and for all units combined. The second bobcat kill tag is valid for public and private lands in Unit A ONLY.

<sup>2</sup>Combined bag limit is four otters per resident fur harvester. Only three otters in a bag limit can be taken from Unit B. Only two otters in a bag limit can be taken from Unit C.

\*Fisher and marten have a combined bag limit of two animals.

**License types and fees by age**

License type	Youth age: 9 and under	Youth age: 10-16	Resident age: 17-64	Resident senior age: 65+	Nonresident age: 17+ <sup>1</sup>
<b>DNR Sportcard*<sup>2</sup></b>	\$1	\$1	\$1	\$1	\$1
<b>Mentored youth license</b>	\$7.50	N/A	N/A	N/A	N/A
<b>Pure Michigan Hunt application<sup>3</sup></b>	N/A	\$5	\$5	\$5	\$5
<b>Base license* - valid through March 31, 2025</b>	N/A	\$6	\$11	\$5	\$151
<b>Fur harvester license**<sup>4</sup> - valid through April 30, 2025</b>	N/A	\$15	\$15	\$15	\$15
<b>Bobcat kill tag</b>	\$0 <sup>5</sup>	\$0	\$0	\$0	N/A
<b>Fisher/marten kill tag</b>	\$0 <sup>5</sup>	\$0	\$0	\$0	N/A
<b>Otter kill tag</b>	\$0 <sup>5</sup>	\$0	\$0	\$0	N/A

\*One dollar from each of these licenses will be used to educate the public on the benefits of hunting, fishing and trapping in Michigan and the impact of these activities on the conservation, preservation and management of the state's natural resources.

<sup>1</sup> Nonresidents under 17 years old may purchase a resident base license.

<sup>2</sup> The DNR Sportcard is not required if you have a valid state-issued driver's license or ID card.

<sup>3</sup> For more information on the Pure Michigan Hunt, visit [Michigan.gov/PMH](https://Michigan.gov/PMH).

<sup>4</sup> Must purchase 2024 base license by Feb. 28, 2025, in order to purchase a fur harvester license in March or April 2025.

<sup>5</sup> Must be a resident, 8 years old or older, to obtain kill tags for bobcat, fisher, marten or otter.

## Hunter education

### **Is hunter safety required for purchasing a license?**

Yes. If you were born on or after Jan. 1, 1960, you must present your hunter safety certificate or previous hunting license (other than an apprentice license) to purchase your license. A valid hunter education safety certificate from another state meets this requirement. Michigan's hunter education courses are offered throughout the year around the state. The online course can be found at [Michigan.gov/HunterEducation](https://Michigan.gov/HunterEducation). For a replacement Michigan hunter safety certificate, visit [Michigan.gov/RecreationalSafety](https://Michigan.gov/RecreationalSafety).

### **What are the rules for a youth hunter 10–16 years old who has taken hunter safety?**

Youth 10-16 years old who are hunter safety-certified must be accompanied by an adult at least 18 years old to hunt, unless:

- The youth is hunting on land on which a parent or guardian regularly resides;  
AND
- The license is not an apprentice license.

Youth 10-16 years old who are NOT hunter safety-certified may hunt as an apprentice hunter. Nonresidents up to 16 years old may purchase resident and junior licenses but are not eligible to obtain kill tags for fisher, otter, marten and bobcat.

## Trapper education

### **Do I need to take a trapper education course?**

No. Michigan's trapper education course is voluntary but strongly recommended for those who are new to trapping. Safe hunting and trapping begin with education. The trapper education course helps individuals acquire the knowledge, skill, attitude and judgment to selectively and responsibly trap furbearing animals. Topics include understanding wildlife management, wildlife identification, various trapping techniques, ethics, laws and regulations. For more information on classes currently offered in your area, please visit [Michigan.gov/HunterEducation](https://Michigan.gov/HunterEducation).

## Mentored youth hunting and trapping

### **What is the Mentored Youth Hunting Program?**

The Mentored Youth Hunting Program allows youth hunters 9 years old and younger to hunt with a mentor who is at least 21 years old, has hunting experience and has a valid Michigan hunting license other than an apprentice license.

### **I am 9 years old or younger and not a resident of Michigan. Can I purchase a mentored youth license?**

Yes. The mentored youth license is available to both residents and nonresidents who are 9 years old or younger.

### **What species can mentored youth harvest with their license?**

The mentored youth license is a “package” license to hunt small game, waterfowl, turkey (spring and fall) and deer, trap furbearers and fish for all species. It also allows hunters to apply for or purchase additional licenses including antlerless deer, bear, elk and fall turkey. Mentored youth can harvest furbearers on public lands and private or Commercial Forest lands. Additional restrictions apply; complete program details can be found online at [Michigan.gov/MentoredHunting](https://Michigan.gov/MentoredHunting).

### **As a mentored youth hunter, can I obtain furbearer kill tags?**

Yes. If you are a Michigan resident and licensed under the Mentored Youth Hunting Program, you can obtain kill tags for bobcat, fisher, marten or otter. **You must be at least 8 years old to obtain furbearer kill tags.**

### **What happens if a mentored youth turns 10 years old during the license year?**

The mentored license and kill tags will remain valid for the duration of the license year, even if the mentored youth turns 10 years old during the license year.

## **Apprentice hunting and trapping**

### **What is the Apprentice Hunting Program?**

The Apprentice Hunting Program allows a person who does not have a hunter safety certificate and is 10 years old or older to hunt or trap during the current hunting and trapping seasons with a mentor who is at least 21 years old. An apprentice hunter or trapper will need to purchase a base apprentice license to participate. Additional licenses are required to hunt big game, furbearers and waterfowl. Apprentice hunters and trappers can harvest furbearers on public lands and private or Commercial Forest lands. Complete program details can be found at [Michigan.gov/MentoredHunting](https://Michigan.gov/MentoredHunting).

### **I am not a resident of Michigan. Can I purchase a base apprentice license?**

Yes. The base apprentice license is available to residents and nonresidents who do not have a hunter safety certificate.

### **How many times can I purchase a base apprentice license?**

You can purchase a base apprentice license for up to two license years before you must successfully complete a hunter safety course and purchase a regular base license.

### **Can I hunt by myself with a base apprentice license, or do I need to hunt with someone else?**

When hunting as an apprentice hunter, you must be accompanied by someone 21 years old or older who has a regular, current-year hunting license for the same game you are hunting. If you are an apprentice hunter who is 10-16 years old, your accompanying mentor must be your parent, guardian or someone designated by your parent or guardian who is at least 21 years old. A mentor can accompany no more than two apprentice hunters while hunting.

## **How close do I need to be to my accompanying mentor during the hunt?**

Your accompanying mentor must be able to come to your immediate aid and stay within a distance that permits uninterrupted, unaided visual and verbal contact.

## **Michigan residents**

### **Do I qualify as a Michigan resident?**

To qualify as a Michigan resident, you must meet one of the following criteria:

- Reside in a settled or permanent home or domicile within the boundaries of this state with the intention of remaining in this state. Resident status can only be claimed in one state.
- Be a full-time student at a Michigan college or university and reside in the state during the school year.
- Serve full time in the U.S. military and be officially stationed in Michigan.
- Serve full time in the U.S. military and maintain residency in Michigan.

### **If I own land in Michigan but live in a different state, can I buy a resident fur harvester license or furbearer kill tags?**

No. The ownership of land in Michigan by itself is not a qualification for a resident license. You would be considered a nonresident.

## **Michigan veterans with disabilities**

### **I am a Michigan veteran with a disability. Do I get a discount?**

Michigan resident veterans with a service-connected disability are eligible to obtain any hunting and fur harvester license that does not require a separate application free of charge, if one of the following conditions is met:

- You have been determined by the United States Department of Veterans Affairs to be permanently and totally disabled as a result of military service and entitled to veterans' benefits at the 100-percent rate, for disabilities other than blindness.
- You have been rated by the United States Department of Veterans Affairs as individually unemployable.

Documentation of eligibility from the Veterans Administration stating either of the above conditions must be in the possession of the veteran when obtaining free licenses and while afield. For more information on hunters with disabilities, visit [Michigan.gov/DNRAccessibility](https://Michigan.gov/DNRAccessibility).

## **U.S. military personnel**

### **I am in the military. Do I get a discount?**

Yes. If you are a full-time, active-duty member of the federal U.S. military and have maintained Michigan resident status, your hunting and fur harvester license fees

are waived, except for hunting licenses obtained through a drawing. You must present military ID, leave papers, duty papers, military orders or other evidence verifying that you are an active-duty member of the military, along with a valid Michigan driver's license or voter registration card.

### Treaty-authorized hunters and trappers

#### Can I hunt with a tribal member?

Yes. You can hunt with a tribal member who is present and actively hunting if you possess a state-issued hunting license for the applicable species and season for which you are hunting. You must still follow all applicable state furbearer hunting regulations.

#### Can I trap with a tribal member?

Yes. You can trap with a tribal member who is present and actively trapping if you possess a state-issued fur harvest license and kill tag(s) for the applicable species and season for which you are trapping. You must still follow all applicable state furbearer trapping regulations.

### DNR Sportcard

#### What is a DNR Sportcard?

A DNR Sportcard serves as a valid form of identification for people without a driver's license. There are no age restrictions or residency requirements for purchase. A DNR Sportcard is not required if you have a valid state-issued driver's license or ID card. A DNR Sportcard with accurate information can be used from year to year.

### Base license

#### What is a base license?

A base license is required for everyone who hunts in Michigan. The base license provides funding for habitat and conservation work on both public and private land and supports the work of conservation officers and field staff to ensure safe, legal hunting and trapping practices are followed. The base license is not a kill tag and is valid for hunting small game. Additional licenses are required to hunt and trap other species. A valid base license is required to purchase a fur harvester license. Hunters are always encouraged to carry their base license when hunting or trapping.

#### I am a resident of Michigan. Can I hunt coyotes with just a base license?

Yes. Michigan residents can HUNT coyotes with a base license. However, if you are hunting coyotes Nov. 10-14, you must have a fur harvester license. Residents trapping coyotes must have a fur harvester license.



### **When does the base license become available for purchase?**

The annual base license becomes available for purchase March 1 and is valid through March 31 of the following year. Anyone who plans to purchase a 2024 fur harvester license in March or April 2025 must purchase their 2024 base license PRIOR to Feb. 28, 2025.

---

## **Fur harvester license**

---

### **What is a fur harvester license?**

A fur harvester license is valid for hunting and trapping furbearing animals. Additional licenses are required to hunt and trap bobcat, fisher, marten and otter. The fur harvester license is not a kill tag.

### **I am a resident of Michigan. What species can I harvest with my fur harvester license?**

If you are a Michigan resident with a valid fur harvester license, you can hunt bobcat, coyote, fox, opossum, raccoon, skunk and weasel. Michigan residents with a valid fur harvester license can trap badger, beaver, bobcat, coyote, fisher, fox, marten, mink, muskrat, opossum, otter, raccoon, skunk and weasel. Resident youth licensed through the Mentored Youth Hunting Program can trap furbearers without a fur harvester license. A free kill tag is required for bobcat, fisher, marten and otter.

### **I am not a resident of Michigan. What species can I harvest with my fur harvester license?**

If you are a nonresident or a nonresident youth with a valid fur harvester license, you can hunt coyote, fox, opossum, raccoon, skunk and weasel and trap beaver, coyote, fox, mink, muskrat, opossum, raccoon, skunk and weasel. Nonresidents cannot harvest badger, bobcat, fisher, marten or otter in Michigan.

### **I want to accompany a bobcat hunter during a hunt. Do I need a fur harvester license?**

If you are in possession of a bow, crossbow or firearm and accompanying a licensed bobcat hunter during the hunt, you must have a fur harvester license. A fur harvester license is also required if you are the owner of any dog chasing or locating bobcat on a hunt.

### **When is my fur harvester license valid?**

Fur harvester licenses become available for purchase May 1, 2024, and are valid through April 30, 2025. HOWEVER, to purchase a 2024 fur harvester license AFTER Feb. 28, 2025, you must have purchased a 2024 base license. If you do not purchase a 2024 base license by Feb. 28, 2025, you cannot purchase a fur harvester license in March or April 2025.

## Furbearer kill tags

### Which furbearer species do I need a kill tag for?

Michigan residents with a fur harvester license who intend to harvest a bobcat, fisher, marten or otter must request free kill tags for these species. The appropriate physical kill tag must be in the fur harvester's possession prior to harvesting a bobcat, fisher, marten or otter.

### What is the age requirement for obtaining furbearer kill tags?

Michigan residents must be at least 8 years old to obtain furbearer kill tags.

### Can I let someone else use my furbearer kill tag?

No. You cannot use another person's kill tag or allow another person to use your kill tag.

### Can I use the same kill tag on more than one furbearer?

No. You cannot use a kill tag more than once.

### Can I put my kill tag on a furbearer someone else harvested?

No. You cannot put your kill tag on a furbearer you did not harvest.

### When do furbearer kill tags become available?

All furbearer kill tags become available May 1, 2024.

### How long do furbearer kill tags remain available?

Kill tags for fisher, marten and otter remain available through the last day of the trapping season. **Bobcat kill tags are only available through Oct. 31.**

## Incidental seals

### What are incidental seals?

Incidental seals are provided by the DNR free of charge. An incidental seal must be affixed to a bobcat, otter, fisher, marten or any nongame protected species found dead or that dies while attempting to release the animal alive from a trap. Trappers should obtain incidental seals from a DNR office prior to trapping activity.

**All incidental seals remain the property of the DNR and must be returned by May 1 each year.**





## Identification requirements

### What identification do I need to purchase a license?

To purchase a hunting or trapping license (including free furbearer kill tags) in Michigan, you must have one of the following forms of identification:

- Valid Michigan driver's license.
- Valid nonresident driver's license.
- State of Michigan ID card (issued by the Secretary of State).
- DNR Sportcard (issued through license agents, at [Michigan.gov/DNRLicenses](https://Michigan.gov/DNRLicenses) or on the Michigan DNR Hunt Fish app. If the information on your DNR Sportcard from the previous year is still accurate, you should continue to use it).

## **Do I have to carry my license(s) when hunting or trapping?**

Yes. When hunting or trapping, you must carry your license(s) and the identification used to purchase that license(s) and present them upon demand of a Michigan conservation officer, a tribal conservation officer or any law enforcement officer.

## **Where to buy licenses and kill tags**

### **Where can I purchase a Michigan hunting/trapping license or kill tag?**

You can purchase a Michigan hunting license, fur harvester license or kill tag from any license agent, online at [Michigan.gov/DNRLicenses](https://Michigan.gov/DNRLicenses) or through the Michigan DNR Hunt Fish app. The app is available for download at the Google Play Store or the Apple App Store. Find a license agent at [Michigan.gov/DNRLicenseAgents](https://Michigan.gov/DNRLicenseAgents).

### **I purchased my fur harvester license online. When will I get my license?**

Non-kill-tag licenses purchased online will be sent as a PDF file in an email. Save the PDF so it can be reprinted if misplaced.

### **I purchased my furbearer kill tag online. When will I get my kill tag?**

If you purchased your furbearer kill tag online, your kill tag will be mailed to you seven to 10 business days after your purchase. You cannot go hunting or trapping for the designated species without the proper kill tag(s) in your possession.

## **Lost licenses and kill tags**

### **What do I do if I lost my license?**

If you originally purchased your license at a license agent or online, you can visit a license agent and have your license reprinted (\$3 for non-kill-tag license replacement and full price for kill-tag license replacement). You must provide the identification number used to purchase the original license.

If you originally purchased your license online, you received an email at the time of purchase containing a PDF file of printable licenses (those without kill tags), including your base license. If you no longer have your PDF file, you can log in to your eLicense account and access your purchase history to reprint any non-kill-tag license free of charge. Call 517-284-6057 for licensing assistance.

## Hunting hours

### When is it legal for me to hunt furbearers?

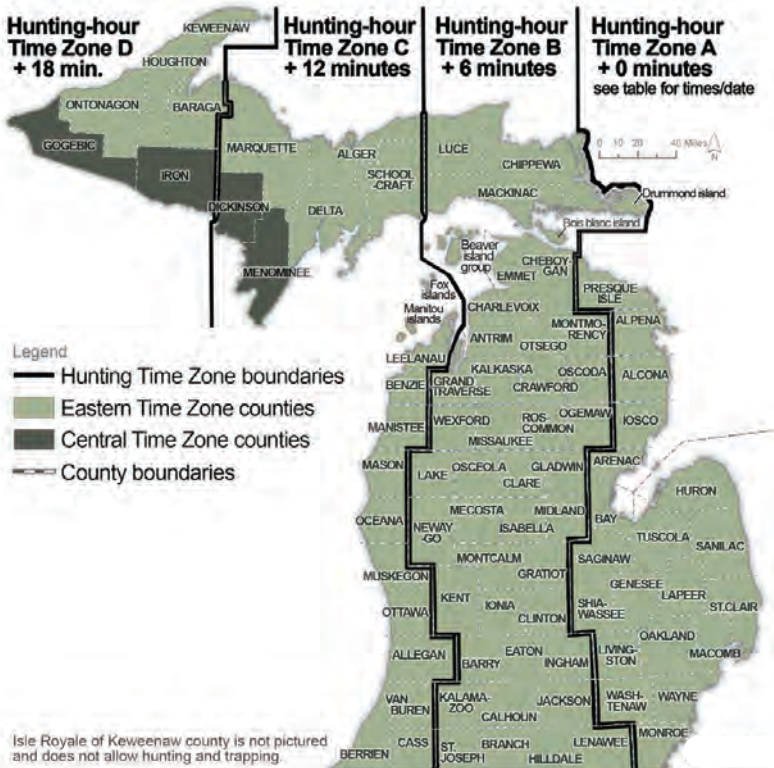
Actual legal hunting hours for furbearers (one-half hour before sunrise to one-half hour after sunset) for Time Zone A are printed in the table. To determine the opening (a.m.) or closing (p.m.) time in another time zone, add the minutes shown on the map for that zone to the time from the Time Zone A hunting hours table. The hunting hours listed in the table reflect Eastern Time, adjusted for daylight saving time. **If you are hunting in Gogebic, Iron, Dickinson or Menominee counties (Central Time), you must make an additional adjustment to the printed time by subtracting one hour.**

For hunt dates not listed in the table, please consult your local newspaper or [NOAA.gov](http://NOAA.gov).

### Can I hunt furbearing species at night?

Yes. Coyote, fox (gray and red), opossum and raccoon can be hunted at night when following the regulations outlined in the Bows, crossbows and firearms during nighttime hours section on page 36. Nighttime hunting seasons are the same as regular daylight hunting seasons.

### Hunting time zones map



## Zone A hunting hours table (October – December 2024)

Hunting hours listed are one-half hour before sunrise to one-half hour after sunset (adjusted for daylight saving time).

Date	Time Zone A a.m.	Time Zone A p.m.	Date	Time Zone A a.m.	Time Zone A p.m.	Date	Time Zone A a.m.	Time Zone A p.m.
Oct. 1	7:00	7:43	Nov. 1	7:36	6:55	Dec. 1	7:12	5:30
Oct. 2	7:01	7:41	Nov. 2	7:37	6:53	Dec. 2	7:13	5:30
Oct. 3	7:02	7:39	Nov. 3	6:39	5:52	Dec. 3	7:14	5:30
Oct. 4	7:03	7:37	Nov. 4	6:40	5:51	Dec. 4	7:15	5:30
Oct. 5	7:04	7:36	Nov. 5	6:41	5:50	Dec. 5	7:16	5:30
Oct. 6	7:05	7:34	Nov. 6	6:42	5:49	Dec. 6	7:17	5:30
Oct. 7	7:07	7:32	Nov. 7	6:44	5:48	Dec. 7	7:18	5:30
Oct. 8	7:08	7:31	Nov. 8	6:45	5:47	Dec. 8	7:19	5:30
Oct. 9	7:09	7:29	Nov. 9	6:46	5:45	Dec. 9	7:20	5:30
Oct. 10	7:10	7:27	Nov. 10	6:47	5:44	Dec. 10	7:21	5:30
Oct. 11	7:11	7:26	Nov. 11	6:49	5:43	Dec. 11	7:22	5:30
Oct. 12	7:12	7:24	Nov. 12	6:50	5:42	Dec. 12	7:22	5:30
Oct. 13	7:13	7:22	Nov. 13	6:51	5:41	Dec. 13	7:23	5:30
Oct. 14	7:14	7:21	Nov. 14	6:52	5:41	Dec. 14	7:24	5:30
Oct. 15	7:16	7:19	Nov. 15	6:54	5:40	Dec. 15	7:25	5:31
Oct. 16	7:17	7:18	Nov. 16	6:55	5:39	Dec. 16	7:25	5:31
Oct. 17	7:18	7:16	Nov. 17	6:56	5:38	Dec. 17	7:26	5:31
Oct. 18	7:19	7:15	Nov. 18	6:57	5:37	Dec. 18	7:27	5:32
Oct. 19	7:20	7:13	Nov. 19	6:59	5:37	Dec. 19	7:27	5:32
Oct. 20	7:22	7:11	Nov. 20	7:00	5:36	Dec. 20	7:28	5:32
Oct. 21	7:23	7:10	Nov. 21	7:01	5:35	Dec. 21	7:28	5:33
Oct. 22	7:24	7:09	Nov. 22	7:02	5:35	Dec. 22	7:29	5:34
Oct. 23	7:25	7:07	Nov. 23	7:03	5:34	Dec. 23	7:29	5:34
Oct. 24	7:26	7:06	Nov. 24	7:04	5:33	Dec. 24	7:30	5:35
Oct. 25	7:28	7:04	Nov. 25	7:06	5:33	Dec. 25	7:30	5:35
Oct. 26	7:29	7:03	Nov. 26	7:07	5:32	Dec. 26	7:30	5:36
Oct. 27	7:30	7:01	Nov. 27	7:08	5:32	Dec. 27	7:31	5:37
Oct. 28	7:31	7:00	Nov. 28	7:09	5:31	Dec. 28	7:31	5:37
Oct. 29	7:32	6:59	Nov. 29	7:10	5:31	Dec. 29	7:31	5:38
Oct. 30	7:34	6:57	Nov. 30	7:11	5:31	Dec. 30	7:31	5:39
Oct. 31	7:35	6:56				Dec. 31	7:31	5:40

Continued ►

## Zone A hunting hours table (January – March 2025)

Hunting hours listed are one-half hour before sunrise to one-half hour after sunset (adjusted for daylight saving time).

Date	Time Zone A a.m.	Time Zone A p.m.
Jan. 1	7:31	5:40
Jan. 2	7:31	5:41
Jan. 3	7:31	5:42
Jan. 4	7:31	5:43
Jan. 5	7:31	5:44
Jan. 6	7:31	5:45
Jan. 7	7:31	5:46
Jan. 8	7:31	5:47
Jan. 9	7:31	5:48
Jan. 10	7:31	5:49
Jan. 11	7:30	5:50
Jan. 12	7:30	5:51
Jan. 13	7:30	5:52
Jan. 14	7:29	5:53
Jan. 15	7:29	5:54
Jan. 16	7:28	5:56
Jan. 17	7:28	5:57
Jan. 18	7:27	5:58
Jan. 19	7:27	5:59
Jan. 20	7:26	6:00
Jan. 21	7:25	6:02
Jan. 22	7:25	6:03
Jan. 23	7:24	6:04
Jan. 24	7:23	6:05
Jan. 25	7:23	6:07
Jan. 26	7:22	6:08
Jan. 27	7:21	6:09
Jan. 28	7:20	6:11
Jan. 29	7:19	6:12
Jan. 30	7:18	6:13
Jan. 31	7:17	6:15

Date	Time Zone A a.m.	Time Zone A p.m.
Feb. 1	7:16	6:16
Feb. 2	7:15	6:17
Feb. 3	7:14	6:18
Feb. 4	7:13	6:20
Feb. 5	7:12	6:21
Feb. 6	7:11	6:22
Feb. 7	7:09	6:24
Feb. 8	7:08	6:25
Feb. 9	7:07	6:26
Feb. 10	7:06	6:28
Feb. 11	7:05	6:29
Feb. 12	7:03	6:30
Feb. 13	7:02	6:31
Feb. 14	7:01	6:33
Feb. 15	6:59	6:34
Feb. 16	6:58	6:35
Feb. 17	6:56	6:37
Feb. 18	6:55	6:38
Feb. 19	6:54	6:39
Feb. 20	6:52	6:40
Feb. 21	6:51	6:42
Feb. 22	6:49	6:43
Feb. 23	6:48	6:44
Feb. 24	6:46	6:45
Feb. 25	6:45	6:47
Feb. 26	6:43	6:48
Feb. 27	6:41	6:49
Feb. 28	6:40	6:50

Date	Time Zone A a.m.	Time Zone A p.m.
March 1	6:37	6:53
March 2	6:35	6:54
March 3	6:33	6:55
March 4	6:32	6:56
March 5	6:30	6:58
March 6	6:28	6:59
March 7	6:27	7:00
March 8	6:25	7:01
March 9	6:23	7:02
March 10	7:22	8:04
March 11	7:20	8:05
March 12	7:18	8:06
March 13	7:17	8:07
March 14	7:15	8:08
March 15	7:13	8:09
March 16	7:11	8:10
March 17	7:10	8:12
March 18	7:08	8:13
March 19	7:06	8:14
March 20	7:04	8:15
March 21	7:03	8:16
March 22	7:01	8:17
March 23	6:59	8:18
March 24	6:58	8:20
March 25	6:56	8:21
March 26	6:54	8:22
March 27	6:52	8:23
March 28	6:51	8:24
March 29	6:49	8:25
March 30	6:47	8:26
March 31	6:45	8:28



## Hunting and trapping zones

### What are the hunting and trapping zone boundaries?

Michigan is divided into three hunting and trapping zones: Zone 1, Zone 2 and Zone 3. For detailed descriptions of hunting and trapping zone boundaries, visit [Michigan.gov/DNRLaws](https://www.michigan.gov/DNRLaws) or contact a DNR customer service center, listed at [Michigan.gov/ContactDNR](https://www.michigan.gov/ContactDNR). **Zone 1** includes all of the Upper Peninsula. The dividing line between **Zone 2 and Zone 3** is from the Lake Michigan shoreline north of Muskegon Lake easterly on Memorial Drive to Ruddiman Drive to Lake Avenue, easterly on Lake Avenue to M-120 in North Muskegon, northeasterly on M-120 to M-20, easterly on M-20 to U.S. 10, easterly on U.S. 10 to Garfield Road in Bay County, northerly on Garfield Road to Pinconning Road, easterly on Pinconning Road to Seven Mile Road, northerly on Seven Mile Road to Lincoln School Road (County Road 25) in Arenac County, northerly on Lincoln School Road to M-61, easterly on M-61 to U.S. 23, easterly on U.S. 23 to center line of AuGres River, southerly along center line of AuGres River to Saginaw Bay, easterly 90 degrees east for 7 miles into Saginaw Bay, then northerly 78 degrees east to the International Boundary.

## Limited firearms deer zone

### What is the limited firearms deer zone?

Michigan is divided into a northern zone and a southern limited firearms deer zone, where only shotguns, certain firearms and certain handguns can be used before and during the firearm deer season. See the Equipment regulations sections for impacts to fur harvesting.

### What are the limited firearms deer zone boundaries?

The dividing line between the northern zone and the southern limited firearms deer zone is as follows: starting at a point on the Lake Michigan shoreline directly west of M-46, then easterly to M-46, then easterly along M-46 to U.S. 131 at Cedar Springs, southerly on U.S. 131 to M-57, easterly on M-57 to Montcalm Road on the Kent-Montcalm county line, southerly on Montcalm Road and the Kent-Ionia county line to M-44, easterly on M-44 to M-66, northerly on M-66 to M-57, easterly on M-57 to M-52 near Chesaning, northerly on M-52 to M-46, easterly on M-46 to M-47, northerly on M-47 to U.S. 10 west of Bay City, easterly on U.S. 10 to I-75, northerly on I-75 and U.S. 23 to Beaver Road (about 1 mile north of Kawkawlin), easterly to Saginaw Bay, north 50 degrees east to the International Boundary.

## Hunting and trapping zone boundary map



## Safety zones

### What are the safety zones around buildings when hunting with a firearm?

Safety zones are all areas within 150 yards (450 feet) of an occupied building, dwelling, house, residence, cabin or any barn or other building used in a farm operation. No person may hunt or shoot at any wild animal or wild bird with a firearm within a safety zone without the written permission of the owner or occupant of the property. The safety zone applies to hunting only. It does not apply to indoor or outdoor shooting ranges, target shooting, law enforcement activities or the lawful discharge of firearms for any nonhunting purpose.

## Public lands

### Where can I find places open to public hunting and trapping?

You can find places to hunt and trap by visiting [Michigan.gov/MiHunt](https://Michigan.gov/MiHunt). The interactive DNR map application Mi-HUNT can help you plan your hunting, trapping and other outdoor recreation adventures. It is the responsibility of the users of these maps to be aware of all regulations relevant to their hunting and trapping activities and locations. These maps show approximate boundaries of the lands open to public hunting and trapping.

## State lands

Over 4.5 million acres of public lands are managed by the DNR and open to hunting and trapping!

### Where do I find the rules for state lands?

You can find the state land use rules at [Michigan.gov/DNRLaws](https://www.michigan.gov/DNRLaws). Please keep in mind that you cannot:

- Cut branches, limbs, trees or other vegetation for shooting lanes on public lands.
- Block any gate, road or trail on public lands.
- Camp on public lands without a permit. Permits are free and are available online at [Michigan.gov/Camping](https://www.michigan.gov/Camping) or at any DNR office. They must be posted at your campsite. A fee is charged for camping at designated campsites in state parks, recreation areas, state forest campgrounds and some state game areas.

### Are there any public lands where a special permit is required for trapping?

Yes. A special permit is required to trap in the management areas listed below. Trapping season closure dates may vary. Contact area headquarters for details.

- **Muskegon State Game Area:** Trapping permits are required for beaver and otter and are available at the game area headquarters.
- **Grand Haven State Game Area (Poel Island Waterfowl Refuge):** Trapping permits are available at the Muskegon State Game Area headquarters.
- **Fish Point State Wildlife Area:** Trapping permits are available at the wildlife area headquarters.
- **Nayanquing Point State Wildlife Area:** Trapping permits are available at the Nayanquing Point State Wildlife Area headquarters.
- **Wigwam Bay State Wildlife Area:** Trapping permits are available at the Nayanquing Point State Wildlife Area headquarters.
- **Shiawassee River State Game Area:** Trapping permits are available at the St. Charles DNR field office. Trapping permits for the Shiawassee National Wildlife Refuge may be obtained from the refuge manager.
- **Pte. Mouillee State Game Area:** Trapping permits are available at the game area headquarters.
- **Bay City State Park (Tobico Marsh Unit):** Trapping permits are available at the headquarters.
- **Crow Island State Game Area:** Trapping permits are available at the DNR Bay City Customer Service Center.
- **St. Clair Flats State Wildlife Area (Harsens Island):** Trapping permits are available at the wildlife area headquarters.

## State parks and recreation areas

### Can I hunt and trap in state parks and recreation areas?

Yes. Some state parks and recreation areas are open to hunting and trapping. Approximately 92 percent of state park and state recreation area lands are open to hunting. State parks are **closed** to hunting unless opened by law (see [Michigan.gov/DNRLaws](http://Michigan.gov/DNRLaws)). State recreation areas are **open** to hunting unless closed by law.

### Are there restrictions on hunting and trapping in state parks and recreation areas?

Yes. Contact individual parks or recreation areas for current hunting and trapping regulations and any restrictions for those areas prior to hunting/trapping.

- You cannot use a centerfire rifle or centerfire pistol to take an animal during nighttime hours in any state park or state recreation area.
- You cannot target shoot in a state park or recreation area, except on designated shooting ranges located at Algonac State Park and Bald Mountain, Island Lake, Ortonville and Pontiac Lake recreation areas.
- You cannot trap within 50 feet of the mowed portions of developed areas within state recreation areas.

### Can I camp at a state park or recreation area while hunting and trapping?

Yes. Camping is allowed only on designated campsites. To make camping reservations, go to [MiDNRReservations.com](http://MiDNRReservations.com).

### Do I need a Recreation Passport to use state parks and recreation areas?

Yes. If you are hunting, trapping or camping in state parks or recreation areas, you must have a Recreation Passport. The Recreation Passport gives you access to all 103 state parks and recreation areas as well as all state forest campgrounds and DNR-administered boat launches in Michigan. Camping fees remain in effect. For more information, visit [Michigan.gov/RecreationPassport](http://Michigan.gov/RecreationPassport) or call 517-284-7275. Michigan residents have the opportunity to buy a Recreation Passport for \$14 when renewing their vehicle registration with the Secretary of State. Vehicles registered in other states will require a daily (\$11) or annual (\$40) fee to enter any state park or DNR-administered boat launch site. State forests and state game areas do not require a Recreation Passport.

## National forest lands

### Can I hunt and trap on national forest lands?

Yes. Opportunities to hunt and trap on national forest lands may be available for the Hiawatha, Huron-Manistee and Ottawa national forests. All state laws apply to national forest lands. Additional federal regulations also apply. For a complete listing of regulations, see 36 CFR 261 (Code of Federal Regulations) at

[FS.USDA.gov](https://www.fs.usda.gov). Please be aware, it is unlawful to trap any species within Sleeping Bear Dunes National Lakeshore.

### **Where can I use a motor vehicle or off-road vehicle on national forest lands?**

A motor vehicle use map that shows designated roads and trails open for motorized travel, including off-road vehicles, is available at U.S. Forest Service offices or online at [FS.USDA.org](https://www.fs.usda.gov). Both state and federal laws governing ORV use must be followed.

## **Commercial Forest lands**

### **What are Commercial Forest lands?**

Commercial Forest lands are privately owned forests enrolled in the Commercial Forest Program. CF landowners are not required to identify the property as CF, and CF land may be fenced and/or gated. The presence of a fence or gate does not prohibit public access to CF lands for fishing, hunting or trapping. The landowner may restrict public access during periods of active commercial logging to ensure public safety. Descriptions of land in the CF program and a GIS map are available on the DNR website at [Michigan.gov/CommercialForest](https://www.michigan.gov/CommercialForest). CF parcels can also be found using Mi-HUNT at [Michigan.gov/MiHunt](https://www.michigan.gov/MiHunt). Contact the DNR Forest Resources Division at 517-284-5900 or visit [Michigan.gov/Forestry](https://www.michigan.gov/Forestry) for more information about CF lands.

### **Can I hunt and trap on Commercial Forest lands?**

Yes. Over 2.2 million acres of privately owned forests enrolled in the Commercial Forest program are accessible by foot to the public for fishing, hunting and trapping. To hunt or trap all species, you must possess licenses that are valid for private-land hunting or trapping. Use of motorized vehicles for fishing, hunting or trapping access is at the landowner's discretion. Any activities other than the acts of fishing, hunting and trapping require landowner permission. Leaving anything unattended, other than traps, also requires landowner permission. In addition, hunters may not build structures or construct blinds other than with natural materials found on-site. The use of nails, bolts or tree steps is not allowed. The cutting of shooting lanes or destruction of brush, trees or other vegetation is prohibited. Commercial activity on CF lands is not allowed for any purpose other than forestry or oil and gas extraction.

## **Hunting Access Program**

### **What is the Hunting Access Program?**

The Hunting Access Program provides public hunting opportunities on private hunting lands. The DNR leases lands from private landowners to allow public hunting. Private landowners determine if all hunters or youth and apprentice hunters only may hunt on their property. They also determine if hunters may

***Continued on page 30 ►***

harvest deer only, turkey only, small game only, sharp-tailed grouse only, all legal species or a combination of any of these options. Property owners specify the maximum number of hunters allowed on the land at any one time. Members of the public can use HAP lands only for hunting purposes; no other activities or recreation are permissible.

### **How do I hunt on HAP lands?**

If you utilize a HAP property, you are a guest of the landowner. Respect for the landowner and landowner's privacy is vital. You should use the types of registration service provided. Appropriate conduct is expected and helps ensure a good experience for both you and the landowner. All rules and regulations enforced by the DNR apply while hunting on HAP lands. Lands enrolled in HAP are available each day on a first-come, first-served basis. Hunters must register at each property headquarters to hunt for that day. To help hunters locate and scout HAP lands, aerial photographs of HAP properties are available at [Michigan.gov/MiHunt](https://Michigan.gov/MiHunt).

### **Where can I find more information on HAP?**

For more information on HAP, including a current listing of enrolled lands, property details, registration details, HAP rules and enrollment applications, visit [Michigan.gov/HAP](https://Michigan.gov/HAP).

## **Local municipalities**

### **Are there any local municipalities with hunting or trapping restrictions?**

Yes. Some local municipalities may be closed to hunting, trapping or the discharge of firearms. Please contact the local municipality office or local law enforcement agency to find out about restrictions.

## **Waterways**

### **Can I float hunt or set traps along waterways?**

Hunting and trapping are exclusive rights of landowners bordering the waterway and their invited guests. You must secure permission from the landowners before float hunting or setting traps along those waterways that are protected by the recreational trespass law. You can float hunt or set traps on and along waterways that are surrounded by public lands and open to hunting.

## Rights of way

### **Can I hunt or set traps within a road right of way?**

You can hunt or set traps within a road right of way where the adjoining property is publicly owned. If the adjacent property is privately owned, you must have permission from the landowner.

### **Can I hunt or set traps within a railroad right of way?**

Railroad rights of way are private property. **Trespassing on railroad property is a misdemeanor.** You must have written permission from the railroad company to be exempt from trespass.

## Trespassing

### **Do I need permission to hunt or trap on someone's private land?**

Yes. Trespassing is unlawful and erodes support for recreational hunting and trapping. Written or verbal permission is required from the landowner or leaseholder before you hunt or trap on any farmlands, connected woodlots, private land or property that is fenced or enclosed. Hunters and fur harvesters are required to show their hunting or trapping licenses to landowners upon request. Unless previously prohibited by the landowner, a person not possessing a firearm may enter on foot upon the property of another person for the sole purpose of retrieving a hunting dog. The person cannot remain on the property beyond the reasonable time necessary to retrieve the dog.

### **What if the furbearer I wounded goes onto private land?**

If you wound a furbearing animal and it goes onto private property, you have no legal right to pursue it without permission of the landowner and would be subject to prosecution for trespassing.



### **Are there any types of equipment I cannot use to hunt or trap a furbearer?**

Yes. Except as provided by the trapping rules outlined in this regulation summary or by special permit, you cannot use any of the following types of equipment to hunt or trap furbearers in Michigan:

- Snares, traps, cages, nets, pitfalls or deadfalls.
- Spears, fully automatic firearms, airbows or mechanical devices other than bows, crossbows, firearms or slingshots.
- Cartridges containing tracer or explosive bullets.
- Drugs, poisons, anticoagulants, stupefying substances, smoke, gas or explosives.

## Hunter orange

### **Do I need to wear hunter orange while hunting furbearers?**

Yes. If you are hunting furbearers during the established daylight hunting hours from Aug. 15 through April 30, you must wear a cap, hat, vest, jacket or rain gear of hunter orange. The hunter orange garments must be your outermost layer and be visible from all sides. Hunter orange includes camouflage that is not less than 50 percent hunter orange.

### **Do I need to wear hunter orange while hunting furbearers at night?**

No. If you are hunting furbearers during the established nighttime hunting hours, you do not need to wear hunter orange.

### **Do I need to wear hunter orange while stationary and hunting bobcat, coyote or fox?**

No. If you are hunting bobcat, coyote or fox and are stationary, you do not need to wear hunter orange.

## Elevated platforms and ground blinds

### **Can I hunt furbearers from an elevated platform?**

Yes. You can hunt the following furbearers from an elevated platform if you are:

- A bow or crossbow hunter (all furbearer species).
- A coyote, fox, raccoon or opossum hunter (day or night).
- A bobcat hunter (day only).

A fall arrest system is recommended.

All other fur harvesters using a firearm are prohibited from using an elevated platform.

### **When can I put an elevated platform up on public lands?**

You can place an elevated platform on public lands beginning Sept. 1. You must remove your elevated platform(s) from public lands by March 1.



### **Are there other restrictions for elevated platforms placed on public lands?**

Yes. If you hunt on public land, your elevated platform must be portable. Elevated platforms on public lands cannot be affixed or attached to any tree by nails, screws or bolts. However, a “T” bolt or similar device supplied by a tree stand manufacturer can be used. Screw-in tree steps are illegal on public lands. It is unlawful to use any item that penetrates through the bark of a tree in the construction or affixing of any device to assist in climbing a tree.

### **Can I use a ground blind on public lands during the furbearer hunting seasons?**

Yes, but there are restrictions on the types of ground blinds that are legal on public lands.

#### **What type of ground blinds are legal on public lands?**

**Type 1 (portable ground blind):** This blind must be clearly portable and removed at the end of each day’s hunt (if you wish to leave your blind out overnight, see Type 3 below). Fasteners, if used to attach or anchor the blind, cannot penetrate the cambium of a tree and must be removed daily. No identification is required. These blinds may be used for legal hunting on public land, including all state game areas, state parks and state recreation areas in Zone 3.

**Type 2 (dead natural materials ground blind):** This blind must be constructed exclusively of dead and natural materials found on the ground in the area of the blind, except that a hunter can add netting, cloth, plastic or other materials for concealment or protection from the weather if these materials are not permanently fastened to the blind and are removed at the end of each day’s hunt. These items can be tied to the blind but cannot be stapled, nailed, glued or fastened in any permanent manner. No identification is required. Fasteners (nails, screws, etc.) cannot be used in construction. These blinds may be used for legal hunting on public land, including all state game areas, state parks and state recreation areas in Zone 3.

**Type 3 (constructed ground blind):** This includes all other blinds not meeting the requirements of either Type 1 or Type 2, including portable ground blinds, if not removed daily. Identification is required. Fasteners, if used to anchor or attach the blind, cannot penetrate the cambium of a tree and must be removed with the blind. These blinds are not legal in state game areas, state parks and state recreation areas in Zone 3. Note: If a person’s Type 3 ground blind has been permitted to be placed on land administered by a local public agency (city, township, county), the local agency will establish the length of time that a blind may be placed on its property.

For detailed descriptions of hunting and trapping zone boundaries, visit [Michigan.gov/DNRLaws](https://Michigan.gov/DNRLaws) or contact a DNR customer service center, listed at [Michigan.gov/ContactDNR](https://Michigan.gov/ContactDNR).

#### **What information must I tag my elevated platform or ground blind with?**

In legible English, you must permanently affix your name and address or Michigan

*Continued on page 34 ►*

driver's license number or DNR Sportcard number to the elevated platform or Type 3 ground blind if it is placed on public lands.

### **Can someone else use my elevated platform or ground blind that is on public lands?**

No. However, placing an elevated platform or ground blind on public lands does not guarantee exclusive use of the area. You cannot use an illegal elevated platform or ground blind regardless of who placed it on public lands.

## **Bows, crossbows and firearms during daytime hours**

### **What equipment can I use to harvest furbearers?**

You can use a bow, a crossbow, a firearm (per regulations explained in this section) or traps (per regulations explained in the Trap regulations section; see page 39).

### **What are the centerfire firearm restrictions I must follow when hunting furbearers during the daytime hunting hours?**

Centerfire firearms can be used to hunt furbearers during regular daytime hunting hours statewide when following all applicable regulations, except during the quiet period (Nov. 10-14). Centerfire firearms of any caliber can be used north of the limited firearms deer zone while hunting or trapping furbearers from Nov. 15-30. See page 36 for additional restrictions during the firearm deer season.

### **What equipment can a mentored youth hunter use?**

Mentored youth hunters can use a bow, a crossbow or a firearm. Any hunting device possessed by a mentored youth must be sized appropriately to fit the physical abilities of the youth.

### **What equipment can a mentor carry in the field when mentoring?**

A mentor is limited to two hunting devices (shotgun, rifle, bow or crossbow) in the field while mentoring, and the mentored youth hunter must always be within arm's length of the mentor. The mentor will be held responsible for all actions of the youth hunter while in the field.

### **Can I use a crossbow to hunt furbearers?**

Yes. You can use a crossbow during any season in which a firearm is allowed to hunt furbearers.

### **Is there a shell capacity for centerfire rifles?**

Yes. You cannot hunt with a semi-automatic centerfire rifle that can hold more than six shells in the barrel and magazine combined.

### **What are the rimfire firearm restrictions I must follow when hunting furbearers during the daytime hunting hours?**

Rimfire firearms can be used to hunt furbearers during regular daytime hunting hours statewide when following all applicable regulations, except during the quiet period (Nov. 10-14). Fur harvesters may carry a rimfire firearm .22-caliber

or smaller while actively hunting or checking trap lines during Nov. 10-14. Rimfire firearms of any caliber can be used north of the limited firearms deer zone while hunting or trapping furbearers during the firearm deer season (Nov. 15-30). Rimfire firearms .22 caliber or smaller can be used in the limited firearms deer zone to kill a badger, bobcat, coyote, fox or raccoon in a trap from Nov. 15-30 (firearm must be loaded at the point of kill only). See page 36 for additional restrictions during the firearm deer season.

### **Is there a shell capacity for rimfire firearms?**

Yes. You cannot hunt furbearers with a semi-automatic rimfire firearm that can hold more than six shells in the barrel and magazine combined, unless it is a .22-caliber or smaller rimfire.

### **What are the shotgun restrictions I must follow when hunting or trapping furbearers during the daytime hunting hours?**

Shotguns can be used to hunt furbearers during regular daytime hunting hours statewide when following all applicable regulations. During the quiet period (Nov. 10-14), fur harvesters may carry a shotgun with shotshells for hunting small game, but cannot possess buckshot, slugs, ball loads or cut shells.

### **Is there a shell capacity for shotguns?**

Yes. You cannot hunt with a semi-automatic shotgun that can hold more than six shells in the barrel and magazine combined.

### **What are the handgun restrictions I must follow when hunting or trapping furbearers during the daytime hunting hours?**

A handgun can be used to hunt furbearers during any season in which a firearm is allowed if following the rules listed below. The rules listed below may not apply to those having a concealed pistol license or specifically exempt by law from a CPL and carrying their handgun in accordance with their license or exemption.

- A person must be at least 18 years of age to hunt with or possess a handgun.
- Handguns cannot be borrowed or loaned to another person other than provided for under the CPL.
- While in the field, handguns must be carried in plain view.
- Carrying a handgun in a holster in plain view is permitted.
- It is a crime for certain felons to possess ammunition and firearms, including rifles and shotguns, in Michigan.

### **I have a concealed pistol license. Can I carry my pistol while hunting?**

Yes. The prohibition on carrying any other type of firearm does not apply to pistols carried under authority of a concealed pistol license, or under a specific exception from the CPL requirement.

### **I am not a resident of Michigan. What documentation do I need to carry a handgun in Michigan?**

You must own and have in your possession either a concealed pistol license or

***Continued on page 36 ►***

a license to purchase, carry or transport issued by your home state to legally carry or transport a handgun in Michigan. For more information about statewide handgun regulations, obtaining a CPL or concealed weapons and firearms laws, contact your local police department.

### **Are there additional firearm restrictions I must follow during the firearm deer season (Nov. 15–30) when hunting or trapping furbearers in the limited firearms deer zone?**

Yes. If you are hunting or trapping in the limited firearms deer zone between Nov. 15-30 and are not killing a coyote, fox, raccoon, bobcat or badger in a trap or hunting with dogs between the hours of 7 p.m. and 6 a.m., you must abide by the following firearm restrictions or use a crossbow or a bow. Legal firearms are as follows:

- A shotgun with a smooth or rifled barrel of any gauge.
- A muzzleloading rifle or black powder handgun loaded with black powder or a commercially manufactured black powder substitute.
- A conventional (smokeless powder) handgun .35-caliber or larger and loaded with straight-walled cartridges. It may be single- or multiple-shot but cannot exceed a maximum capacity of nine rounds in the barrel and magazine combined.
- A .35-caliber or larger rifle loaded with straight-walled cartridges with a minimum case length of 1.16 inches and a maximum case length of 1.8 inches.
- A .35-caliber or larger air rifle or pistol charged only from an external, high-compression power source.

## **Bows, crossbows and firearms during nighttime hours**

### **What equipment can I use when hunting furbearers at night?**

If you are a licensed fur harvester hunting furbearers at night, you can travel afoot with: a bow; a crossbow; a pneumatic gun; a rimfire firearm .22-caliber or smaller; a shotgun with loads other than buckshot larger than size 3, slug or cut shell; or a centerfire rifle or centerfire pistol .269-caliber or smaller. See below for additional restrictions during Nov. 10-30. **A fur harvester hunting furbearers at night must use a game call, predator call or the aid of dogs.** Dogs cannot be used April 16 through July 7. When hunting with dogs at night, a fur harvester can only possess a loaded firearm, a cocked crossbow or a bow with a nocked arrow at the point of kill.

### **Are there areas where centerfire firearms cannot be used to hunt furbearers at night?**

Yes. It is unlawful to use a centerfire rifle or centerfire pistol to take an animal during nighttime hours in any state park or state recreation area.

### **Are there additional firearm restrictions I must follow during the quiet period (Nov. 10–14) when hunting or trapping furbearers at night?**

Yes. If you are fur harvesting at night during the quiet period (Nov. 10-14), you can carry a shotgun with shotshells for hunting small game, but cannot possess buckshot, slugs, ball loads or cut shells during this time. Fur harvesters can also carry a rimfire firearm .22-caliber or smaller while actively hunting or checking trap lines.

### **Are there additional firearm restrictions I must follow during the firearm deer season (Nov. 15–30) when hunting or trapping furbearers in the limited firearms deer zone at night?**

Yes. The restrictions listed below must be followed if you are hunting or trapping furbearers in the limited firearms deer zone at night during the firearm deer season (Nov. 15-30):

- A .22-caliber or smaller rimfire firearm can be used to kill a badger, bobcat, coyote, fox or raccoon in a trap. Firearms must be loaded at the point of kill only.
- A .22-caliber or smaller rimfire firearm can be used to kill a raccoon while hunting with dogs between the hours of 7 p.m. and 6 a.m. Firearms must be loaded at the point of kill only.
- Fur harvesters not killing a badger, bobcat, coyote, fox or raccoon in a trap or a raccoon while hunting with dogs between the hours of 7 p.m. and 6 a.m. must use a bow, a crossbow or a shotgun of any gauge with a smooth or rifled barrel.

## **Artificial lights**

### **Can I use artificial lights when hunting for furbearers at night?**

Yes. If you are in compliance with the nighttime regulations outlined in the Bows, crossbows and firearms during nighttime hours section, you can use artificial light of the type ordinarily held in the hand or on the person.

### **Can I use optics such as scopes or laser sights when hunting furbearers at night?**

Yes. If you are in compliance with the nighttime regulations outlined in the Bows, crossbows and firearms during nighttime hours section, you can use scopes, open sights, thermal sights, infrared sights or laser sights.

### **What are the restrictions on using artificial lights when I am not hunting furbearers at night?**

These restrictions do not apply to pistols carried under the authority of a concealed pistol license or properly carried under authority of a specific exemption from the requirement of a concealed pistol license. This does not authorize the individual to use the pistol to take game except as provided by law.

- It is unlawful to use an artificial light (including vehicle headlights) to locate wild

***Continued on page 38 ►***

animals at any time during November and all other days of the year between 11 p.m. and 6 a.m.

- It is unlawful to use an artificial light on a highway or in a field, wetland, woodland or forest while having in your possession or control a bow, firearm or other device capable of shooting a projectile.
- An artificial light may be used from Nov. 1-30 on property you own or property owned by a member of your immediate family if you do not have in your possession or control a bow, firearm or other device capable of shooting a projectile.
- It is a violation of federal law to shine at any time on any national wildlife refuge.
- If you do not have a firearm or bow while traveling on foot, you may use lights during dog training or field trials to follow dogs chasing raccoon, opossum or fox.
- A lighted pin sight on a bow or a scope with illuminated crosshairs may be used to hunt game during legal hunting hours.

## Transporting bows, crossbows and firearms

### **How should I transport my bow, crossbow or firearm when afield outside the legal hunting hours?**

Firearms must be unloaded in the barrel and all arrows must be in a quiver when you are afield outside the legal hunting hours.

### **How should I transport my bow, crossbow or firearm while in or on a motor vehicle?**

These rules apply whether your vehicle is parked, stopped or moving. At all times when carried in or on a motor vehicle:

- Rifles, shotguns, muzzleloaders and other firearms must be unloaded in both barrel and magazine and enclosed in a case or carried in the trunk of a vehicle on private or public property.
- Crossbows, slingshots and bows must be unloaded and uncocked or enclosed in a case or carried in the trunk of a vehicle while that vehicle is operated on public land or on a highway, road or street.
- A person holding a valid permit to hunt from a standing vehicle may transport or possess an uncased firearm with a loaded magazine on a personal assistive mobility device if the action is open.

### **How should I transport my bow, crossbow or firearm while in or on an off-road vehicle?**

These rules apply whether your off-road vehicle is parked, stopped or moving. At all times, when carried in or on an off-road vehicle:

- Rifles, shotguns, muzzleloaders and other firearms must be unloaded in both barrel and magazine or enclosed in a case or unloaded and equipped with and

- made inoperative by a manufactured, key-locked, trigger-housing mechanism.
- Crossbows, slingshots and bows must be unloaded and uncocked or enclosed in a case or carried in the trunk of a vehicle while that vehicle is operated on public land or on a highway, road or street.
  - A person holding a valid permit to hunt from a standing vehicle may transport or possess an uncased firearm with a loaded magazine on a personal assistive mobility device if the action is open.

### **How should I transport my firearm while in or on a boat?**

These rules apply when the vessel is under power and until forward motion has ceased. Once the vessel is no longer under power and forward motion has ceased, firearms can be loaded. When carried in or on a motor-propelled boat or sailboat, while the vessel is under power or forward motion is occurring:

- Rifles, shotguns, muzzleloaders and all other firearms must be unloaded in both barrel and magazine.

### **Are there additional restrictions for transporting a handgun?**

Yes. You can transport your registered handguns while en route to and from your hunting or target shooting area. However, handguns, including BB guns larger than .177 caliber and all pellet guns, must be unloaded in the barrel and magazines and in a closed case designed for the storage of firearms and cannot be readily accessible to any occupant of the vehicle. These rules do not apply to a pistol carried under authority of a concealed pistol license or properly carried under authority of a specific exception from the requirement of a concealed pistol license.

## **Trap regulations**

### **How often must I check my traps?**

You are legally required to check live-restraining cage traps daily in all zones. In Zone 1, all other traps set in a manner to hold game animals alive must be checked at least once within each 48-hour period. It is highly recommended that trappers in Zone 1 check traps daily. In Zone 2 and Zone 3, traps set in a manner to hold game animals alive must be checked at least once each day. Using electronic trap monitors does not satisfy trap checking requirements. You are required to release or remove the game animal from the trap upon checking it.

### **Do I need to have my name on my traps?**

Yes. In legible English, you must permanently affix your name and address or Michigan driver's license number or DNR Sportcard number to any trap while using, possessing or transporting the trap in an area frequented by wild animals. If one or more beaver snares are attached to a pole, both the snare(s) and the uppermost end of the pole need a metal tag with the user's information.

### **Can I use a firearm to dispatch an animal in a trap?**

Yes. If you are a licensed fur harvester using a .22-caliber or smaller rimfire firearm, you can dispatch a badger, bobcat, coyote, fox or raccoon in your trap. From Nov.

***Continued on page 40 ►***

15-30, .22-caliber or smaller rimfire firearms must be loaded at the point of kill only.

**Which types of traps can I use?**

Foothold, body-gripping or conibear, and live-restraining cage traps and snares/cable restraints can be used as outlined in this regulations summary for the species specified. Traps with teeth or serrations are illegal.

<b>Legal traps by species</b>						
<b>Species</b>	<b>Foothold traps</b>	<b>Body-gripping and conibear traps</b>	<b>Live-restraining cage traps</b>	<b>Multi-catch and colony traps</b>	<b>Snares</b>	<b>Nonlethal cable restraints</b>
<b>Badger</b>	Yes	Yes	Yes	No	No	No
<b>Beaver</b>	Yes	Yes	Yes	No	Yes	No
<b>Bobcat</b>	Yes	Yes*	Yes	No	No	No
<b>Coyote</b>	Yes	Yes	Yes	No	No	Yes
<b>Fisher</b>	Yes	Yes	Yes	No	No	No
<b>Fox</b>	Yes	Yes	Yes	No	No	Yes
<b>Marten</b>	Yes	Yes	Yes	No	No	No
<b>Mink</b>	Yes	Yes	Yes	No	No	No
<b>Muskrat</b>	Yes	Yes	Yes	Yes	No	No
<b>Opossum</b>	Yes	Yes	Yes	No	No	No
<b>Otter</b>	Yes	Yes	Yes	No	No	No
<b>Raccoon</b>	Yes	Yes	Yes	No	No	No
<b>Skunk</b>	Yes	Yes	Yes	No	No	No
<b>Weasel</b>	Yes	Yes	Yes	No	No	No

\*Body-gripping and conibear traps can be used to trap bobcats in the Upper Peninsula only.

**Are there restrictions to the types of traps I can use for bobcat?**

Yes. In addition to the trapping restrictions outlined in the trapping equipment regulations section, bobcat units C, D, G and H are limited to foothold traps or live-restraining cage traps only.

**Are there size restrictions for foothold traps used for mink or muskrat?**

Yes. Foothold traps used for trapping mink or muskrat cannot exceed a jaw spread of a number 2 foothold trap.



### **Can I use a colony trap?**

Multiple-catch or colony traps can be used for taking muskrats only. Colony traps must be completely submerged. Colony traps must be constructed of steel and be no larger than 8 inches high, 8 inches wide and 36 inches deep.

### **Can I use a live trap?**

Yes. You can use live-restraining cage traps capable of taking only one animal at a time. Live-restraining cage traps must be checked daily statewide. Any animal captured in a live trap must be immediately killed or released.

### **Are there any restrictions on setting traps near the water?**

Yes. Prior to Oct. 25 in Zone 1, Nov. 1 in Zone 2 and Nov. 10 in Zone 3, a trap can only be set within 50 feet of water if the trap meets one of the following requirements:

- The trap is a duffer-type, egg-type or similarly designed foothold trap set for raccoons.
- The trap is a body-gripping or conibear trap set 4 feet or more above the ground.

### **Can I use a body-gripping trap in water?**

Yes. You can use a body-gripping trap in water. For a trap greater than 5.5 inches between the jaw hinges, the trap must be at least half submerged to qualify as being in the water.

### **Can I use a body-gripping trap on land?**

Yes. You can use a body-gripping trap on dry land. **Body-gripping traps on dry land must meet the requirements outlined below.**

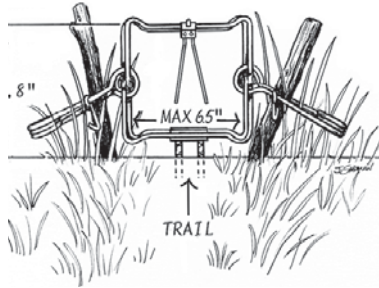
### **Are there size or set restrictions for body-gripping traps used on land or on ice?**

Yes. The following regulations were developed to help improve the selectivity of dry-land, body-gripping traps in an effort to reduce the take of nontarget animals. Find information on safely removing animals from traps at [Michigan.gov/Trapping](https://Michigan.gov/Trapping) under Additional resources.

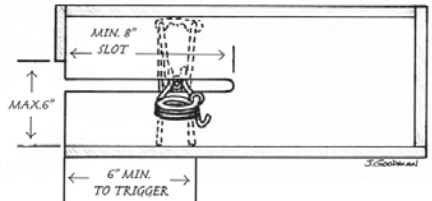
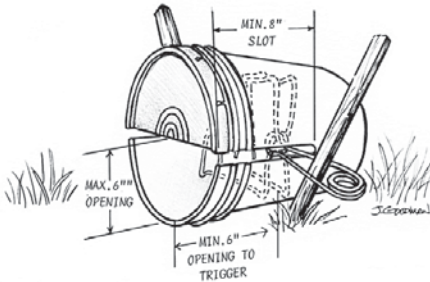
- Dry-land and surface-ice body-gripping traps on private land.
  - ◇ A body-gripping or conibear-type trap larger than 7.5 inches in width (as measured inside the jaw hinges) cannot be set on dry land that is privately owned or over frozen submerged privately owned bottomlands unless the trap is 4 or more feet above dry ground or the frozen surface of ice.
- Dry-land and surface-ice body-gripping traps on public land.
  - ◇ A body-gripping trap less than 5.5 inches in width (as measured inside the jaw hinges) can be set on dry land or ice that is publicly owned without restrictions if used according to other regulations. All legal body-gripping traps of any size may be used if they are 4 or more feet off the ground without set restriction.

***Continued on page 42 ►***

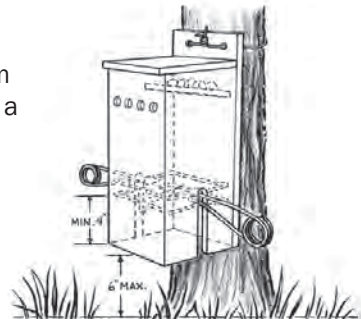
- ◇ A body-gripping trap set without the use of bait, lure or other attractant on dry land or on ice that is publicly owned must be no greater than 6.5 inches in width (as measured inside the jaw hinges; 160s) and can only be set so that no part of the body-gripping surface is more than 8 inches above the ground (see figure).



- ◇ A body-gripping trap 5.5 inches to 7.5 inches in width (as measured inside the jaw hinges; 160s and 220s) set with the use of bait, lure or other attractant on dry land or ice that is publicly owned can only be used in the following manner:
  - In a container that has an opening height 6 inches or less, an 8-inch minimum spring trap placement slot and a trap trigger recessed a minimum of 6 inches.



- In a container that has only one entrance facing the ground, set so the entrance is no more than 6 inches from the ground and a trap trigger recessed a minimum of 4 inches.



## **Can I use snares?**

Snares can be used for taking beaver in water or under ice, statewide. Snares must be made of 1/16-inch or larger cable. Snares not under ice must have a loop that is at least half submerged and must be set in a fashion to hold the beaver completely submerged. Snares should be removed and made inoperative within 24 hours after the close of the beaver season.

## **Can I use nonlethal cable restraints?**

Nonlethal cable restraints can be used from Jan. 1 – March 1 to take coyote and fox only, provided:

- Cable restraints are not placed on publicly owned lands or Commercial Forest lands.
- All cable restraints in possession or carried afield have a metallic identification tag affixed with the owner or user's name and address or Michigan driver's license number or DNR Sportcard number.
- Cable restraints are made of steel cable 1/16 inch or larger.
- The cable restraint loop does not exceed 15 inches in diameter.
- The top of the loop is not placed more than 24 inches above the ground. In snow, 24 inches is measured from the compacted snow in a trapper's footprint established by the full body weight of the trapper.
- Cable restraints are equipped with a relaxing lock. A relaxing lock is defined as a lock that allows the loop to loosen slightly to reduce the possibility of strangulation. Cable restraints also must be equipped with a stop to prevent the loop from closing to a diameter less than 4.25 inches.
- Cable restraints are equipped with a breakaway locking system with a breaking point not greater than 285 pounds. The breakaway device must be attached to the relaxing lock.
- Cable restraints are affixed to a stake or object sufficient to hold a fox or coyote. It is unlawful to use any type of drag.
- Cable restraints are equipped with two swivels, including one swivel at the anchor point.
- Spring poles, counterbalanced weights, springs or other similar devices are not used to close the cable restraint.
- Cable restraints can be up to 60 inches in length, not including a cable anchor extension. A cable anchor extension can be up to 36 inches in length.
- Cable restraints are not attached to a fence or set in a manner that would allow an animal to become entangled in a fence.
- Cable restraints can be anchored to woody vegetation provided that the stem is free of branches and stubs to a height of 5 feet above the ground or compacted snow. Branches and stubs must be cut flush with the outer bark of the stem.
- Cable restraints cannot be set so that a restrained animal is suspended with two or more feet off the ground.

### **Can I hunt from a vehicle?**

No. You cannot hunt or pursue wild animals from a car, snowmobile, aircraft, drone, motorboat, personal watercraft, off-road vehicle or other motorized vehicle or a sailboat. Special permits may apply; see [Michigan.gov/DNRAccessibility](https://www.michigan.gov/DNR/Accessibility) for more information for hunters with disabilities.

### **Can I set fires to drive out furbearers?**

No. You cannot set fires to drive out game animals, including furbearers.

### **Can I hunt furbearers while under the influence of intoxicating alcohol or controlled substances?**

No. You cannot hunt furbearers while under the influence of intoxicating alcohol or controlled substances.

### **Can I use ferrets or weasels to hunt furbearers?**

No. You cannot use ferrets or weasels to take game animals, including furbearers.

## **Animal structures and beaver dams**

### **Can I set a trap inside an animal burrow or structure?**

No. You cannot molest or set a trap in the internal compartment of any structure such as a lodge, hut, push-up, house, hole, nest, burrow or den of a badger, beaver, mink, muskrat or raccoon, whether occupied or not. However, you can set a trap in the internal compartment of a structure such as a burrow or den of a bobcat, coyote, fisher, fox, marten, opossum, otter, skunk or weasel.

### **Can I destroy a beaver dam?**

No. You cannot molest or destroy a beaver dam, except under a DNR wildlife damage and nuisance animal control permit.

### **Can I set a trap on a beaver dam?**

Yes. You can set traps on a beaver dam or lodge if the trap meets one of the following requirements:

- The trap is completely submerged below the water.
- The trap is a duffer-type, egg-type or similarly designed foothold trap that, by construction, will selectively capture raccoon.
- The trap is a body-gripping trap 5 inches or less in width as measured inside the jaw hinges.
- The trap is a body-gripping trap that is less than 8 inches above the ground at the highest point, set in a way that does not use bait, lure or attractant to entice an animal and is between 5 and 6.5 inches as measured inside the jaw hinges.

## Decoys and calls

### Can I use a game call or decoys for hunting furbearers?

Yes. You can use mechanical or electronic decoys to hunt bobcat, coyote, fox, opossum and raccoon. You can use electronic calls, mouth calls, predator calls or other types of game calls when hunting bobcat, coyote, fox, opossum and raccoon.

## Baiting

### Can I use game animals as bait when hunting and trapping furbearers?

Yes. You can use the parts of game animals as bait if the game animal used as bait was lawfully trapped or hunted during the open season for that game animal. Some game animals killed as the result of a motor vehicle collision may be used as bait. Visit [Michigan.gov/RoadKillPermit](https://Michigan.gov/RoadKillPermit) for roadkill salvage permit information.

### Can I use foothold traps near exposed bait?

No. You cannot use foothold traps to trap furbearers within 20 feet of bait that is visible from more than 4 feet above the bait. Completely submerged foothold traps are exempt from this regulation.

- For the purposes of this regulation, bait is defined as any animal or animal parts, including dead fish.
- Dried hide, fur, feathers or bones that are less than 36 square inches in size and entirely free of meat can be used as a visual attractant above foothold traps.

## Training dogs on furbearers

### When can I train my dogs on furbearers?

You can train your dogs on game animals that can be lawfully taken with dogs from July 8 through April 15 of the following year. The following exceptions apply: Michigan residents can train dogs on fox on state lands in Zone 3 under special permit. For additional information on dog permits, visit [Michigan.gov/WildlifePermits](https://Michigan.gov/WildlifePermits).

## Hunting with dogs

### Can I hunt furbearers with dogs?

Yes. You can hunt bobcat, coyote, fox, opossum and raccoon with dogs during their respective open seasons. It is unlawful to hunt with the aid of dogs from April 16 through July 7. Owners of a dog chasing or locating bobcat who are present during a hunt must have the valid hunting licenses for harvesting bobcat.

### Can I retrieve my hunting dog if it runs on to private property?

Yes. **Unless previously prohibited by the landowner**, you can enter on foot the property of another person for the sole purpose of retrieving a hunting dog. You

cannot be in possession of a firearm when retrieving a dog from private property. You should not remain on the property beyond the reasonable time necessary to retrieve the dog.

### Wolf-dog conflicts

#### **I hunt in the Upper Peninsula. Should I be concerned that my hunting dogs might be attacked by wolves?**

Yes. Wolves will defend their territories and may attack other wolves, coyotes and domestic dogs that are in their territory. Wolf attacks on domestic dogs are relatively rare. Most wolf-dog conflicts occur where dogs are trained or used for bear hunting. These dogs are more at risk because they traverse large areas, which increases their chances of encountering wolves; may be released at bear bait sites that also may be used by wolves; bark while tracking, which may be viewed as a territorial challenge by wolves; and are some distance from hunters and therefore not protected by the presence of humans.

#### **How can I avoid potential problems with wolves and my dogs?**

To minimize the conflict between wolves and dogs, it is best to avoid areas of recent wolf activity. Wolves will concentrate much of their activity around the den and rendezvous sites. Rendezvous sites, where pups are raised, usually include forest openings or edge areas and often are near water. These sites may vary from year to year and can change throughout the summer. They can be identified by a concentration of wolf tracks, droppings and matted vegetation. It is best to do some scouting and look for wolf sign before releasing dogs. Be especially vigilant when starting dogs from a bait site, and make sure wolves have not been using the bait. If wolf sign, particularly the sign of wolf pups, is evident, move to another area before releasing dogs. Become familiar with coyote and dog tracks, so they can be correctly distinguished from wolf tracks. Consider adding bells or beepers to dog collars, which may reduce wolf attacks.

#### **What should I do if I suspect my dog has had a conflict with a wolf?**

Report all suspected wolf-dog conflicts to the DNR immediately to allow a timely investigation. **To report a dog depredation, call the Report All Poaching hotline at 800-292-7800.** Your reports help other hunters by allowing the DNR to provide updated dog depredation locations.

- At this time, the use of lethal control of wolves in the act of depredation is not authorized. Because the federal status of wolves has changed, and may continue to change, please contact a DNR office to ask about current rules regarding lethal take of wolves if in the act of killing or wounding a dog.

#### **Where can I find more information on hunting dog conflicts with wolves?**

For more information, including locations where hunting dog conflicts with wolves have occurred, visit [Michigan.gov/Wolves](https://www.michigan.gov/Wolves) or contact the DNR Marquette Customer Service Center at 906-228-6561.



## Commercial hunting guides

### Can I hire a hunting guide for furbearer hunting?

Yes. You can hire a commercial hunting guide for furbearer hunting in Michigan. A list of licensed commercial hunting guides is available at [Michigan.gov/WildlifePermits](https://Michigan.gov/WildlifePermits).





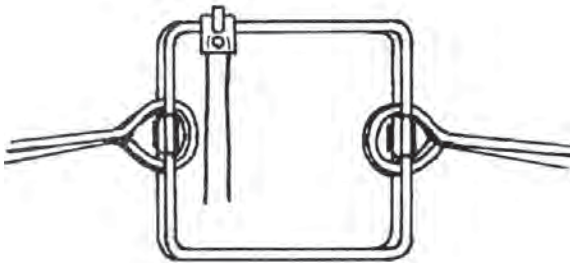
### What do I do with an incidental catch or nontarget species in my trap?

Trappers occasionally trap nontarget species. It is unlawful to possess game animals out of season or game animals over the bag limit, or to trap nongame protected species. The following procedure is required for nongame protected species and those furbearers with a bag limit (bobcat, badger, fisher, marten, otter) if over the bag limit or outside of the season. Trappers must:


- Immediately release live protected animals from the trap.
- If the animal is dead or dies in the attempt to release it, attach a Michigan incidental seal to the animal before removing it from the trap. Then transport the carcass in an open manner to the nearest DNR office. The carcass must be surrendered.

### How can I avoid otters while trapping for beavers?

- Avoid trapping areas with a lot of otter sign.
- Avoid trapping streams, ditches or narrow connecting bodies of water between ponds, wetlands, lakes, etc. These are frequently used by otters for travel.
- Avoid sets near abandoned beaver lodges and bank dens.
- Avoid setting traps on crossovers, especially those near culverts, berms, dikes and narrow portions of streams. Crossovers near the inflow or dam of beaver ponds also should be avoided.
- When using body-gripping traps, moving triggers to the side of the trap may reduce the chance an otter will trigger the trap while beavers will still trigger the trap (see sketch).



- Use a dive stick above the body-gripping trap. Place the body-gripping trap on the bottom, below the dive stick. Beavers tend to dive to the bottom when going under dive sticks, while otters remain close to the surface (see sketch).



- Make trap sets outside of high animal movement areas in combination with castor sets or baited sets (such as aspen branches) to allow for good opportunities to catch beaver but reducing the chances of otter catch.
- Gang-set active areas to catch the beaver as fast as possible and leave. Setting fewer traps and scattering large numbers of traps at every possible beaver travelway or trying to catch that “last beaver” will substantially increase the likelihood of catching an incidental otter.

### **Are there any incidentally taken furbearer species I can lawfully possess?**

Yes. The following furbearer species can be lawfully possessed if you are a licensed fur harvester:

- Otters incidentally taken while trapping for beaver in April can be lawfully possessed if included within your otter bag limit and a valid otter kill tag is used. An incidental seal is not required if tagged with a valid otter kill tag in April. All rules and regulations for taking otters apply. See page 58 for registration deadlines.
- Otters incidentally taken above an individual’s bag limit cannot be kept and must be submitted to the DNR following existing incidental catch regulations.
- You can keep up to 10 muskrats incidentally taken in beaver or otter sets.
- You can keep mink incidentally taken in a muskrat colony trap.



### **How do I release a dog caught in a trap?**

Dogs and other domestic animals caught in cable restraints, body-gripping or conibear-type traps should be reported to the DNR Report All Poaching hotline at 800-292-7800. Find information on safely removing dogs and other animals from traps at [Michigan.gov/Trapping](https://Michigan.gov/Trapping) under Additional resources.



### **What if I see a sick-looking animal while scouting, hunting or trapping?**

The DNR encourages you to report any sightings of sick or dead wildlife, including furbearers, at [Michigan.gov/EyesInTheField](https://www.michigan.gov/EyesInTheField). You should provide information about the location, number and condition of the animals you observed. Contact the DNR Wildlife Health Section at 517-336-5030 if you have any questions.

## Canine distemper

### **What is canine distemper?**

Canine distemper is a highly contagious disease of carnivores. The virus is widespread. Impacted species include badger, coyote, domestic dog, fisher, fox, marten, mink, otter, raccoon, skunk and wolf. The canine distemper virus is very resistant to cold. In wild animals, the majority of cases are seen in the spring and summer, but cases are observed year-round. Die-offs of raccoons due to canine distemper occur yearly. The impact of this disease on other wildlife populations is not known at this time. Typical signs of canine distemper in wild carnivores may include lack of fear, nasal and eye discharge, disorientation, convulsive movements of the head and paws, and aimless wandering. Affected animals should be handled with caution until a diagnosis is confirmed.

## Rabies

### **What is rabies?**

Rabies is a disease of the central nervous system caused by a virus. The virus is usually transmitted in the saliva from animal to animal and from animal to human by a bite. All mammals are susceptible. It is important to understand that there are no typical or characteristic signs for this disease, and many signs associated with rabies overlap with symptoms of other wildlife diseases. However, some behaviors to watch for include aggressive biting, paralysis, restlessness, tremors and convulsions. Once signs of illness appear, rabies is 100% fatal; however, proper postexposure treatment is nearly 100% effective. Contact your local state health department regarding any sample submissions.

## Sarcoptic mange

### **What is sarcoptic mange?**

Sarcoptic mange is caused by a mite, which lives and burrows into the layers of the skin. The mites cause an irritation, resulting in the animal scratching and biting the affected area and spreading the mite on its body. Commonly impacted species include coyote, red fox and wolf. Occasionally impacted species include black bear and raccoon. Hair loss, thickening and wrinkling of the skin, and scab and crust formation on the skin are the result of the infestation. Feeding behavior

may be altered due to the intense irritation, resulting in malnutrition. In severe cases, the animals can die due to exposure from losing the insulating layer that the hair provides. In most cases, mange will resolve itself. Mange-infested animals should only be handled while wearing gloves. Freezing the carcass will kill the mites for safer handling. The mite can live on humans for a period of time, causing severe irritation at the exposure site. Consult your physician or veterinarian, respectively, if you or your pet may have been in contact with an infected animal.





## Nutria

### What are nutria?

Nutria are approximately twice the size of a muskrat. They have heavy, scaly, round, rat-like tails; long, white whiskers; and large, orange teeth.

### What should I do if I see a nutria?

Although nutria have not yet been discovered in Michigan, they could cause damage to wetlands if they become established. You are encouraged to report nutria that you have seen or trapped to the Midwest Invasive Species Information Network at [MISIN.MSU.edu/Report](https://MISIN.MSU.edu/Report).

## Russian boar

### What are Russian boar?

Russian boar, also known as feral swine, wild boar or wild hogs, have dark-colored coats with light-tipped bristles. They have long, straight and narrow snouts relative to domestic pigs. For more information on how to identify Russian boar sign, visit [Michigan.gov/FeralSwine](https://Michigan.gov/FeralSwine).

### Can I harvest Russian boar?

Yes. Russian boar can be hunted and trapped, year-round, statewide with a valid base license. Russian boar can be taken on public land by anyone possessing a valid hunting license or a concealed pistol license, or on private land with the landowner's permission. Anyone who harvests a Russian boar is asked to submit parts of the animal to the DNR for disease testing.

### What should I do if I see a Russian boar?

You are encouraged to report all Russian boar seen or taken at [Michigan.gov/FeralSwine](https://Michigan.gov/FeralSwine) or by calling 517-284-4725.

## Validating harvest

### **Can I tag my bobcat, fisher, marten or otter after I take some photos with it first?**

No. Immediately after harvesting and before moving a bobcat, fisher, marten or otter, you must validate your kill tag and securely attach the kill tag to the hide from the upper jaw through the eye socket or through the lower jaw.

### **How do I validate my kill tag?**

To validate your kill tag, you must notch out the appropriate information as instructed on the kill tag.

### **How should I tag my harvested bobcat, fisher, marten or otter?**

You must securely and permanently attach the entire kill tag to the hide from the upper jaw through the eye socket or through the lower jaw of the furbearer. The best way to attach a kill tag is to lay a strong piece of wire or cord across the back of it (after removing backing), so the tag can be folded in half, and to tape it in place as needed. Tie the wire or cord to the furbearer in such a manner that the kill tag remains securely attached. Do not stick or wrap the kill tag directly onto the furbearer. Make sure the kill tag is completely legible and visible for inspection. The kill tag must remain attached until the furbearer is sealed at a DNR registration station. The kill tag will be replaced by an official DNR seal at registration.

## Transporting game animals

### **What are the rules for transporting game animals?**

You can transport your own and another person's lawfully taken game. You cannot destroy the identity or evidence of the sex of any furbearer while in the field or when transported in a motor vehicle.

## Furbearer registration stations

### **Which species do I need to bring to a furbearer registration station?**

If you harvest a bobcat, fisher, marten or otter, you must present the animal at a DNR registration station for registration.

### **Can I take my furbearer to a taxidermist before registration to have it skinned?**

Yes. If you intend to have a taxidermist skin your animal, you can take it to the taxidermist prior to registration if the furbearer has a completed and legal kill tag attached and it is within the registration period. Taxidermists cannot register furbearers. After the furbearer has been skinned, you must bring the skull, pelt and kill tag to a DNR registration station for registration. After registration, the sealed pelt can be returned to the taxidermist if additional work will be done on the pelt. An unsealed animal/pelt cannot be at a taxidermist after the registration deadline for that species/season.



## How do I register my furbearer?

Within the deadlines described in the table below, you must take the furbearer skull and pelt to a DNR registration station to be examined, sealed and registered.

**Animals should be skinned prior to registration.** A list of furbearer registration locations and hours is available at [Michigan.gov/Trapping](https://Michigan.gov/Trapping). You are encouraged to call the DNR office or DNR registration station to schedule an appointment and determine DNR personnel availability before arriving.

## What will DNR staff do to register my furbearer?

The DNR will attach an official seal to the pelt of each furbearer. This seal replaces the furbearer kill tag. The location of take (town, range and section), date of harvest and manner of harvest will be recorded when the animal is sealed. The skull will be collected to determine the sex and age of the specimen. **Collected skulls will be retained by DNR staff and will not be returned to you.** New population estimation techniques require precise sex and age information, which will be obtained from skulls. Mandatory skull collection ensures tooth samples are undamaged for aging and adequate material is available for DNA analysis.

## Where can I find the age of my registered furbearer?

The age of your registered bobcat, fisher, marten or otter will be available at [Michigan.gov/DNRLab](https://Michigan.gov/DNRLab) after June 1.

## What are the deadlines to register furbearers?

Furbearers must be registered on or before the listed deadline below:

Species	Season	Unit/Zone	Deadline
Bobcat	Trapping	Units A and B	Jan. 28, 2025
Bobcat	Trapping	Units C, D and G	Jan. 8, 2025
Bobcat	Trapping	Unit H	Dec. 30, 2024
Bobcat	Hunting	Units A, B and C	Mar. 11, 2025
Bobcat	Hunting	Unit D	Feb. 11, 2025
Bobcat	Hunting	Unit G	Jan. 30, 2025
Bobcat	Hunting	Unit H	Jan. 21, 2025
Fisher	Trapping	Zone 1*	Dec. 18, 2024
Marten	Trapping	Zone 1*	Dec. 18, 2024
Otter	Trapping	Units A, B and C	April 10, 2025
Otter	Incidental <sup>1</sup>	Units A, B and C	May 5, 2025

\*Zone 1, excluding Drummond Island.

<sup>1</sup>For otters incidentally taken while trapping for beavers through April 30 and included in the otter season bag limit, the registration deadline is May 5, 2025. Otters incidentally taken above the individual's bag limit may NOT be kept but should be submitted to the DNR following existing incidental catch regulations.

### **Can someone else take my harvested furbearer to a DNR registration station for me?**

No. You must be present while registering the furbearer and should provide identification upon request as the person who harvested the furbearer. It is unlawful to register the take of another person.

### **Where can I register my furbearer?**

A list of furbearer registration locations, hours of operation and contact information can be found at [Michigan.gov/Trapping](https://www.michigan.gov/Trapping). You are encouraged to call the DNR office or DNR registration station to schedule an appointment before arriving.

### **After registration, can the seal be removed from my furbearer pelt?**

The seal should remain attached to the furbearer until the carcass is accepted for processing and recorded by a licensed taxidermist. Otherwise, the seal should not be removed until the pelt is processed or tanned, nor should a person possess or transport a raw, unsealed hide after the required registration date for each animal. You may not buy or sell a bobcat, fisher, marten or otter pelt without a DNR seal unless the pelt has been processed or tanned.

## **Buying and selling game animals**

### **Can I buy or sell furbearers?**

Yes. The carcasses and parts of furbearing animals lawfully taken during their open season, or lawfully imported from another state, territory or country, can be bought or sold, as provided by Wildlife Conservation Order 4.3, available at [Michigan.gov/DNRLaws](https://www.michigan.gov/DNRLaws). Additional requirements for fur dealer's licenses may apply.

### **Can I ship hides and furs out of state?**

All out-of-state shipments of raw hides or furs must be plainly marked on the outside of the package as to their contents. To export bobcat, otter or wolf hides from the U.S., you need federal approval. For details, contact the U.S. Fish and Wildlife Service at 800-358-2104 or [ManagementAuthority@FWS.gov](mailto:ManagementAuthority@FWS.gov).

**What is the Interstate Wildlife Violator Compact?**

Michigan is a member of the Interstate Wildlife Violator Compact, an agreement where participating states share information about fish and game violators and honor each other's decision to deny licenses and permits. If your hunting, fishing or trapping license is revoked in Michigan, you may lose your privileges in the other 45 participating states as well. And, if your license is revoked in any of those states, it also may be revoked in Michigan.

**What are the penalties for furbearer harvest violations?**

The fine for an illegally harvested furbearer is up to \$500 per animal with jail time between five and 90 days. Revocation of licenses will be for the current year plus three years. The first offense includes an additional two years of license revocation. The second offense includes an additional seven years of license revocation.

**How do I report suspected poaching?**

If you witness a natural resource violation or have information on the illegal killing of furbearers in Michigan, report it immediately. You can do this by texting or calling 800-292-7800. Phone lines are open 24/7. You may remain anonymous.

**Can I possess a live wild animal?**

No. It is unlawful to possess live game or protected animals taken from the wild except under a permit issued by the DNR. Visit [Michigan.gov/WildlifePermits](https://Michigan.gov/WildlifePermits) for more information.



**REPORT ALL POACHING**

Report poaching immediately.  
Tipsters may remain anonymous.  
Tipsters may be eligible for a cash reward.

CALL OR TEXT  
**1-800-292-7800**

**Accompany** - to go along with another individual under circumstances that allow one to come to the immediate aid of the other individual while staying within a distance from the other individual that permits uninterrupted, unaided visual and auditory communication.

**Apprentice hunter** - a person 10 years old or older without a hunter safety certificate who is licensed under the apprentice program.

**Bag limit** - the number of animals that may be taken and possessed as determined by the DNR.

**Bow** - a device for propelling an arrow from a string drawn, held and released by hand if the force used to hold the string in the drawn position is provided by the archer's muscles.

**Buy/sell** - an exchange or attempt or offer to exchange for money, barter or anything of value.

**Centerfire firearm** - a firearm that uses ammunition in which the primer is located in the center of the casing base.

**Chase** - to follow animals with dogs or other wild or domestic animals trained for that purpose.

**Crossbow** - a weapon consisting of a bow, with a draw weight of 100 pounds or more, mounted transversely on a stock or frame and designed to fire an arrow, bolt or quarrel by the release of a bow string controlled by a mechanical or electric trigger with a working safety.

**Damage (caused by furbearers)** - physical harm to forest products, roads, dams, buildings, orchards, apiaries, livestock and horticultural or agricultural crops. Beaver or muskrat are only considered to be doing damage if their activities result in flooding or culvert blockages that cause damage.

**Elevated platform** - any horizontal surface, constructed or manufactured by a person, that increases the field of vision of a person using it beyond the field of vision that normally would be attained by that person standing on the ground. Elevated platforms include scaffolds, raised platforms, ladders, steps and any other device that is used to assist in climbing a tree.

**Firearm** - any weapon which will, is designed to or may readily be converted to expel a projectile by action of an explosive.

**Furbearer** - badger, beaver, bobcat, coyote, fisher, fox (gray and red), marten, mink, muskrat, opossum, otter, raccoon, skunk and weasel (least, short-tailed/ermine and long-tailed).

**Fur harvester** - an individual pursuing furbearer species through hunting or trapping methods.

**Fur harvesting** - the act of pursuing or taking furbearer species through hunting or trapping methods.

**Game animal** - any species of wildlife designated by the Legislature or the Natural Resources Commission as game under Section 40110 of the Michigan Natural Resources and Environmental Protection Act and any of the following animals: badger, bear, beaver, bobcat, brant, coot, coyote, crow, deer, duck, elk, fisher, Florida gallinule, fox, goose, hare, Hungarian partridge, marten, mink, muskrat, opossum, otter, pheasant, quail, rabbit, raccoon, ruffed grouse, sharptailed grouse, skunk, snipe, sora rail, squirrel, Virginia rail, weasel, wild turkey, woodchuck and woodcock.

**Game call** - a device used to mimic animal sounds for the purpose of attracting game animals, including electronic calls and mouth calls.

**Ground blind** - a structure, enclosure or any material, natural or manufactured, placed on the ground to assist in concealing or disguising a person for the purpose of harvesting an animal.

**Hunter orange** - the highly visible color commonly referred to as hunter orange that includes blaze orange, flame orange and fluorescent blaze orange.

**Hunt or hunting** - to pursue, capture, shoot, kill, chase, follow, harass, harm, rob or trap a wild animal, or to attempt to engage in such an activity.

**Identification** - a driver license issued by Michigan, another state or a Canadian province as accepted by the DNR, a State of Michigan identification card issued by the Secretary of State or a Sportcard issued by the DNR.

**Invasive species** - a species that is not native and whose introduction causes harm or is likely to cause harm to Michigan's economy, environment or human health.

**Kill tag** - a license that is affixed to a harvested deer, turkey, bear, elk, otter, fisher, marten or bobcat.

**License** - a document or a tag, stamp, plastic card or other device that may include a stamp or a tag that authorizes the licensee to hunt, fish, trap or possess wild animals or aquatic species and other identification required by the DNR.

**Mechanical decoy** - any device that by design or construction uses motion as a visual stimulus to attract an animal. A windsock or similar decoy body anchored at a fixed point into the ground and whose only motion is derived exclusively by power of the natural wind is not a mechanical decoy.

**Mentor** - a person at least 21 years old who has a valid license to hunt or previous hunting experience and is participating in the Mentored Youth Hunting Program.

**Nonresident** - a person who is not a resident of Michigan.

**Poaching** - the illegal shooting, trapping or taking of game, fish or other natural resources from private or public property.

**Protected wildlife** - bear cubs, bear sows accompanied by cubs, cougars, eagles, flying squirrels, hawks, lynx, moose, nongame birds (except starlings, house sparrows and feral pigeons), owls, spruce grouse and wolverines. Protected wildlife cannot be taken at any time.

**Residence** - a permanent building serving as a temporary or permanent home. Residence may include a cottage, cabin or mobile home, but does not include a structure designed primarily for taking game, a tree blind, a tent, a recreational or other vehicle, or a camper.

**Resident** - a person who resides in a settled or permanent home or domicile within the boundaries of this state with the intention of remaining in this state; a student who is enrolled in a full-time course at a college or university within this state and who resides in the state during the school year; a person regularly enlisted or commissioned as an officer in the armed forces of the United States and officially stationed in this state; or a person regularly enlisted or commissioned as an officer in the armed forces of the United States who, at the time of enlistment, was a resident of this state and has maintained his or her residence in this state for purposes of obtaining a driver license or voter registration, or both.

**Rimfire firearm** - a firearm that uses ammunition that has the primer contained in the rim of the ammunition casing.

**Safety zone** - all areas within 150 yards (450 feet) of an occupied building, dwelling, house, residence, cabin or any barn or other building used in a farm operation.

**Season dates** - the legal dates that may be hunted or trapped.

**Shotgun** - a firearm designed to be fired from the shoulder that uses the energy of the explosive in a fixed shotgun shell to fire through a smooth bore either a number of ball shot or a single projectile for each single function of the trigger.

**Take** - to hunt with any weapon, dog, raptor or other wild or domestic animal trained for that purpose; kill; chase; follow; harass; harm; pursue; shoot; rob; trap; capture or collect animals, or to attempt to engage in such an activity.

**Transport** - to carry or ship animals within this state or to points outside this state.

**Trapping** - taking or attempting to take animals by means of a trap or other device designed to kill or capture animals.

**Uncocked bow** - a bow that is not in the drawn position.

**Uncocked crossbow** - a crossbow that is not in the cocked position.

**Unloaded bow** - a bow that does not have an arrow nocked.

**Unloaded crossbow** - a crossbow that does not have a bolt is not in the flight groove.

**Unloaded firearm** - a firearm that does not have ammunition in the barrel, chamber, cylinder, clip or magazine when the barrel, chamber, cylinder, clip or magazine is part of or attached to the firearm. Muzzleloading firearms are

considered unloaded when the cap is removed or priming powder is removed from the pan, or when the battery is removed on electronic systems. The ball and powder can remain in the barrel.

**Wild animal** - a mammal, bird, fish, reptile, amphibian or crustacean of a wild nature indigenous to this state or introduced to this state by the DNR or a species determined by the DNR to be of public benefit.



## Need information?

Contact a DNR office listed below or visit us online.

Customer service center (CSC) hours of operation can be found at [Michigan.gov/DNR](https://Michigan.gov/DNR).

### **Baraga CSC**

427 U.S. 41 N.  
Baraga, MI 49908  
906-353-6651

### **Bay City CSC**

3580 State Park Drive  
Bay City, MI 48706  
989-684-9141

### **Cadillac CSC**

8015 Mackinaw Trail  
Cadillac, MI 49601  
231-775-9727

### **Crystal Falls Field Office**

1420 W. U.S. 2  
Crystal Falls, MI 49920  
906-875-6622

### **Detroit Metro CSC**

1801 Atwater St.  
Detroit, MI 48207  
313-396-6890

### **Escanaba CSC**

6833 U.S. 2, U.S. 41 and M-35  
Gladstone, MI 49837  
906-786-2351

### **Gaylord CSC**

1732 W. M-32  
Gaylord, MI 49735  
989-732-3541

### **Lansing CSC**

4166 Legacy Parkway  
Lansing, MI 48911  
517-284-4720

### **Marquette CSC**

1990 U.S. 41 S.  
Marquette, MI 49855  
906-228-6561

### **Naubinway Field Office**

P.O. Box 287  
W11569 U.S. 2 E.  
Naubinway, MI 49762  
906-477-6048

### **Newberry CSC**

5100 M-123  
Newberry, MI 49868  
906-293-5131

### **Norway Field Office**

520 W. U.S. 2  
Norway, MI 49870  
906-563-9247

### **Plainwell CSC**

621 N. 10th St.  
Plainwell, MI 49080  
269-685-6851

### **Roscommon CSC**

I-75 and M-18 S.  
8717 N. Roscommon Road  
Roscommon, MI 48653  
989-275-5151

### **Sault Ste. Marie CSC**

4131 S. M-129  
Sault Ste. Marie, MI 49783  
906-635-6161

### **Traverse City CSC**

2122 S. M-37  
Traverse City, MI 49685  
231-922-5280

## Helpful URLs:

Find us on Facebook at [Facebook.com/MichiganDNR](https://Facebook.com/MichiganDNR)

Follow us on X at [Twitter.com/MichiganDNR](https://Twitter.com/MichiganDNR)

Follow us on Instagram at [Instagram.com/MichiganDNR](https://Instagram.com/MichiganDNR)

### **Direct DNR website URLs:**

DNR hunting and trapping regulations: [Michigan.gov/DNRRegs](https://Michigan.gov/DNRRegs)

Wildlife diseases: [Michigan.gov/WildlifeDisease](https://Michigan.gov/WildlifeDisease)

Hunter education: [Michigan.gov/HunterEducation](https://Michigan.gov/HunterEducation)

Hunting: [Michigan.gov/Hunting](https://Michigan.gov/Hunting)

Trapping/fur harvesting: [Michigan.gov/Trapping](https://Michigan.gov/Trapping)

Invasive species: [Michigan.gov/InvasiveSpecies](https://Michigan.gov/InvasiveSpecies)

Mi-HUNT: [Michigan.gov/MiHunt](https://Michigan.gov/MiHunt)

Pure Michigan Hunt: [Michigan.gov/PMH](https://Michigan.gov/PMH)

Shooting ranges: [Michigan.gov/ShootingRanges](https://Michigan.gov/ShootingRanges)

### **Michigan Department of Natural Resources**

#### **Wildlife Division**

**525 W. Allegan St.**

**P.O. Box 30444**

**Lansing, MI 48933**

**517-284-9453**

**Contact hours: 8 a.m. to 5 p.m.**