

MICHIGAN DEPARTMENT OF CORRECTIONS 2002 STATISTICAL REPORT



John Engler, Governor

William S. Overton, Director
Michigan Department of Corrections

2002 STATISTICAL REPORT

INTRODUCTION

Since the 2000 edition of the MDOC Statistical Report, bound paper copies have no longer been produced and distributed. Instead, these annual statistical reports are published only on the official MDOC web site on the Internet. The MDOC home page web address is <http://www.michigan.gov/corrections>, and the Statistical Reports are located under the *Publications & Information* link.

The crime breakdowns in the core tables of the first three sections of the 2002 report — regarding felony court dispositions, prison intake and prison population — are all based on the longer 10-character offense codes, as was first shown in the 1999 report. They are also sorted by offense code rather than by crime frequency or maximum term. Since the new sort order keeps sequential offense codes together, similar crimes that have identical maximum penalties are no longer consolidated. This new level of detail provides much richer information than in the past.

However, the additional detail also makes the crime tables much longer; and the reader must be careful to watch for related offense codes when attempting to examine the data for a particular type of crime. For example, as many as nine separate offense codes now appear for the crime of first degree criminal sexual conduct (750.520B-) in each crime

table because each code represents a specific characteristic of the offense.

Summary narrative reflecting on the Department's observations about what the data show has again been kept to a minimum, as the Department now produces a separate *Annual Report* for that purpose.

Section Overview

This report is divided into six major sections (A-F).

- Section *A, Court Dispositions*, contains data on statewide felony court dispositions — broken down by offense, sentencing jurisdiction, and type of disposition.
- Section *B, Prison Commitments*, provides data on prison intake — the number and characteristics of new prisoners received into the Department's institutions and camps.
- Section *C, Prisoner Population*, presents descriptions of Michigan's correctional facilities and statistics regarding the characteristics of the prisoner population.
- Section *D, Parole Board*, summarizes data on offender movement to parole and Parole Board activity and decisions, and examines the parole outcomes of offenders who paroled in 1998.
- Section *E, Field Operations Administration*, contains data and information regarding the community supervision programs and functions of the Department's Field Operations Administration (FOA). Section *E* has four subsections:
 - *Probation and Parole Supervision*
 - *Special Alternative Incarceration Program (SAI)*
 - *Community Residential Programs (CRP)*
 - *Office of Community Corrections (OCC)*
- Section *F, Department Operations*, contains data and information about a variety of Department programs and administrative functions/operations. Section *F* contains the following subsections:
 - *Prisoner Program, Misconduct and Litigation Statistics*
 - *Bureau of Correctional Industries*
 - *Health Care Services*
 - *Department Expenditures and Personnel Summaries*

Table of Contents

INTRODUCTION	<i>i</i>
TABLE OF CONTENTS	<i>iii</i>
DEPARTMENT ORGANIZATIONAL CHART	<i>vi</i>
A. COURT DISPOSITIONS	A - 1
A Statewide Prison Commitment Rates, 1988 - 2002	A - 2
Criminal Court Dispositions (Offenders) by FOA Region and Circuit Number	
A1 • All Offenses	A - 3
A1a • Non-Assaultive	A - 4
A1b • Drug Offenses	A - 5
A1c • Assaultive Offenses	A - 6
Criminal Court Dispositions by Offense and Type of Disposition	
A2 • All Offenses	A - 7
A2a • Non-Assaultive Offenses	A - 30
A2b • Drug Offenses	A - 43
A2c • Assaultive Offenses	A - 46
B. PRISON COMMITMENTS	B - 1
B1a Annual Prison Intake, 1988 - 2002	B - 2
B1b Reported Index Crimes and Prison Intake, 1995 - 2002	B - 3
B1c Total Prisoner Population, Prison Commitments, and Michigan Census, 1943 - 2002	B - 4
Commitments by Minimum Term Distribution for Men and Women	
B2 • All Offenses	B - 5
B2a • Non-Assaultive Offenses	B - 24
B2b • Drug Offenses	B - 33
B2c • Assaultive Offenses	B - 36
Commitments by Minimum Term Distribution for Women	
B3 • All Offenses	B - 44
B4a Commitments by Age for Men, 1993 - 2002	B - 52
B4b Commitments by Age, Race and Gender as of December 2002	B - 52
B5a Commitments by Race for Men, 1986 - 2002	B - 53
B5b Total 2002 Commitments by Race and Gender	B - 54
B6 2002 Prison Commitments by Type	B - 55
B7 2002 Prisoner Intake by Major Crime Types	B - 56
C. PRISONER POPULATION	C - 1
— Map of Prison and Camp Facilities by Region as of December 31, 2002	C - 2
— Descriptions of Institutions — December 31, 2002	C - 3
— Non-MDOC Locations	C - 15
C Net Operating Capacity by Security Level (Institutions & Camps) as of December 31, 2002	C - 16
Ca Year-End Prison Population (Institutions and Camps), 1988 - 2002	C - 17

C. Prisoner Population: cont'd

Prisoner Population by Minimum Term Distribution for Men and Women

C1	• All Offenses	C - 18
C1a	• Non-Assaultive Offenses	C - 41
C1b	• Drug Offenses	C - 52
C1c	• Assaultive Offenses	C - 55

Prisoner Population by Minimum Term Distribution for Women

C2	• All Offenses	C - 65
----	----------------------	--------

Age Breakdown of Prisoner Population by Location as of December 2002

C3a	• Total Prisoner Population	C - 74
C3b	• White Prisoner Population	C - 77
C3c	• Non-White Prisoner Population	C - 80
C4	2002 Prisoner Movement Summary: Institutions and Camps Only	C - 83
C5	Escapes From Secure DOC Custody, 1997 - 2002	C - 84

D. PAROLE BOARD D - 1

D	Annual Movements to Parole, 1988 - 2002	D - 2
D1	Parole Board Activity, 1985 - 2002	D - 3
D1a	2002 Parole Board Action	D - 4
D2	Parole Outcomes of Offenders Who Paroled in 1998 by Offense Group as of 2002	D - 5
D2a	1998 Parolees Returned with New Sentences (PVNS) During Parole Term as of 2002	D - 6

E. FIELD OPERATIONS ADMINISTRATION E - 1

—	Map — Field Operations Administration Regions and Areas as of December 31, 2002	E - 2
---	---	-------

Probation and Parole Supervision E - 3

E1	Violations of Parole Supervision 1993 - 2002	E - 4
E2	2002 Personnel and Funds Distribution	E - 5
E3	2002 Work Distribution	E - 6
E4	Total Number of Pre-Sentence Investigations 1993 - 2002	E - 7
E5	Average Number of Parolees Supervised 1993 - 2002	E - 8
E6	Average Number of Probationers Supervised 1993 - 2002	E - 9

Special Alternative Incarceration Program (SAI) E - 11

E7a	2002 SAI <i>Prisoner</i> Intake by Offense	E - 12
E7b	2002 SAI <i>Probationer</i> Intake by Offense	E - 14
E8	Comparison of SAI <i>Probationer</i> Intake by Field Operations 2000 - 2002	E - 16
E9a	SAI Phase I <i>Prisoner</i> Program Performance 2000 - 2002	E - 17
E9b	SAI Phase I <i>Probationer</i> Program Performance 2000 - 2002	E - 17
E9c	Table — SAI Phase I <i>Prisoner</i> Post-Program Performance 1992 - 2002	E - 18
E9d	Chart — SAI Phase I <i>Prisoner</i> Post-Program Performance 1992 - 2002	E - 18

E. Field Operations Administration: cont'd

Community Residential Programs (CRP)	E - 19
E10 Year-End Prisoner Population: Community Residential Programs, 1993 - 2002	E - 20
E11 2002 Prisoner Movement Summary: Community Residential Programs	E - 21
E12 End-of-Year Electronic Monitoring Population, 1997 - 2002	E - 22
E13 Zero Tolerance Escape Policy - Community Residential Programs 1992 - 2002	E - 23
Office of Community Corrections (OCC)	E - 25
E14 Offenders Enrolled in P.A. 511 Community Corrections Programs in FY 2002	E - 26
E15 Grants Awarded in FY 2002	E - 27
E16 2002 Probation Residential Services	E - 28

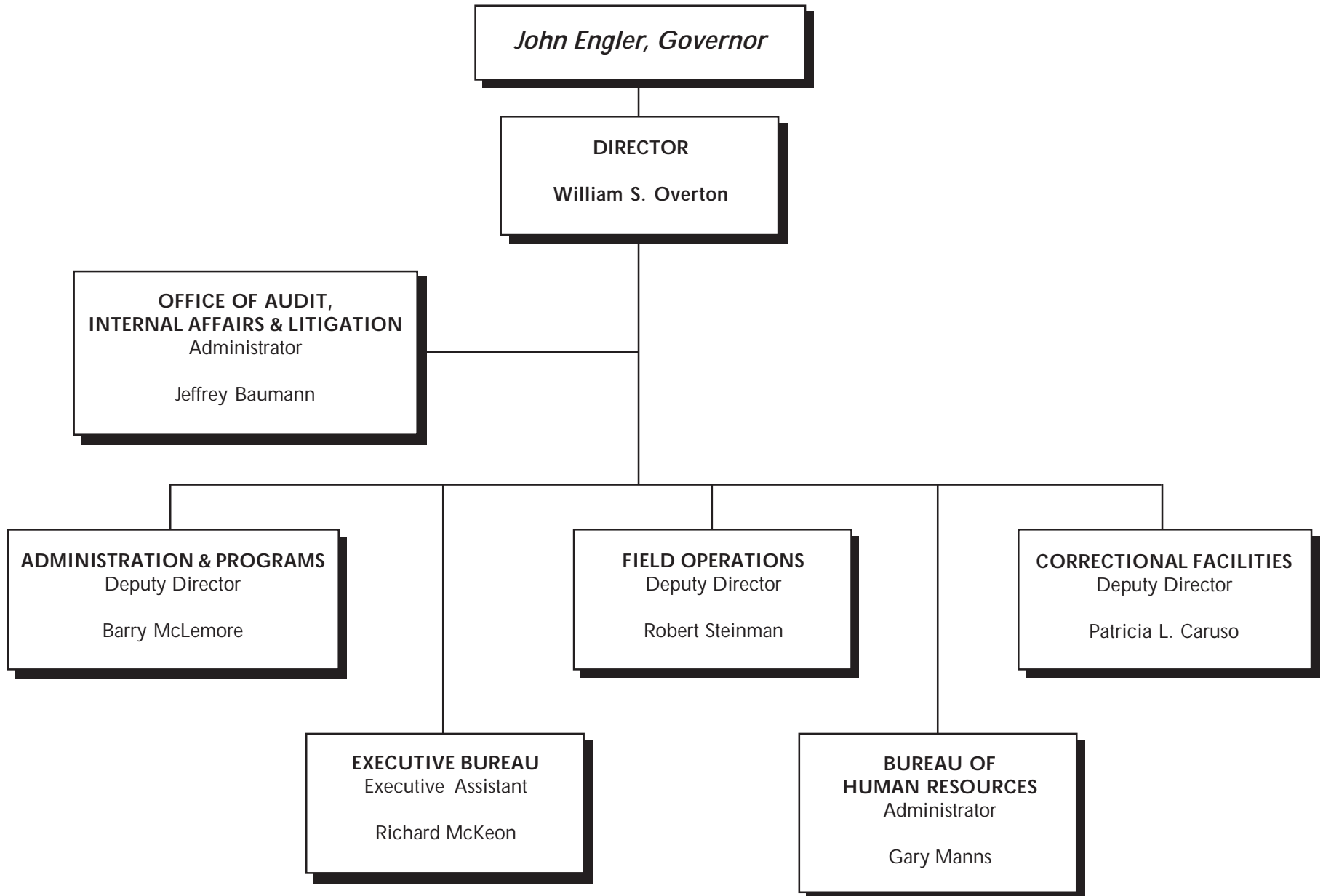
F. DEPARTMENT OPERATIONS

Prisoner Program, Misconduct and Litigation Statistics	F - 3
F1a 2002 Institutional Program Report - Average Monthly Participation	F - 4
F1b 2002 Prisoner Library and Volunteer Activity - Average Monthly Participation	F - 6
F1c 2002 Prisoner Religious Preferences	F - 8
F2 Institutional Education Program Statistics - Averages for 2002	F - 9
F3 2002 Major Misconduct Totals	F - 12
F4 Litigation Statistics, 1999 - 2002	F - 13
Bureau of Correctional Industries	F - 15
F5 Seven-Year History of Total Sales and Net Margin 1996 - 2002	F - 16
F6 Comparison of Total Sales and Net Margins From Factory Operations 2001 - 2002	F - 17
F7 2002 Hourly Pay Schedule	F - 18
Health Care Services	F - 19
F8 Health Care Expenditures Profile, Fiscal Years 1993 - 2002	F - 20
F9 Trend of Per Prisoner Health Care Cost Components 1993 - 2002	F - 21
F10 Consent Decree Health Care Expenditures - FY 2001/2002	F - 22
Department Expenditures and Personnel Summaries	F - 23
F11 Actual Expenditures and Encumbrances Excluding Capital Outlay - FY 2001/2002	F - 24
F11a FY 2001/2002 Corrections Operating Expenditures	F - 25
F12 Number of Employees as of December 21, 2002	F - 26
F12a 2002 Corrections Officers	F - 27

MICHIGAN DEPARTMENT OF CORRECTIONS

As of December 31, 2002

vi



Court Dispositions

A

This section contains data on statewide felony court dispositions — broken down by offense, sentencing jurisdiction and type of disposition.

Tables A and A1 through A1c are based on total offenders rather than total dispositions. In other words, multiple dispositions for the same offender, from the same sentencing county, in the same year were counted as follows:

- Dispositions for the same offender that occurred three or more months apart were counted separately.
- Dispositions for the same offender that occurred less than three months apart were counted only once, according to the following sequence:
 - The *most severe* disposition was counted (e.g., a disposition to prison was counted before a disposition to jail).
 - If of equal severity, then the disposition with the longest *minimum* term was counted.
 - If equal minimum terms, then the disposition with the longest *maximum* term was counted.

Table A shows the statewide prison commitment rates for 2002 and the previous fourteen years. Separate rates are presented for: (1) All offenses, *including* those involving mandatory sentences to prison; and (2) Offenses that do not involve mandatory sentences to prison.

Table A1 shows 2002 court dispositions (offenders) broken down by disposition type and by sentencing county circuit within each of the three Field Operations Administration (FOA) regions. Tables A1a through A1c show the information in Table A1 broken down by major crime categories (i.e., non-assaultive, drug and assaultive offenses).

Table A2 shows total 2002 court dispositions broken down by disposition type and offense. Tables A2a through A2c show the information in Table A2 broken down by major crime categories (i.e., non-assaultive, drug and assaultive offenses). The A2 series of tables are based on total dispositions, so multiple dispositions for the same offender are counted separately.

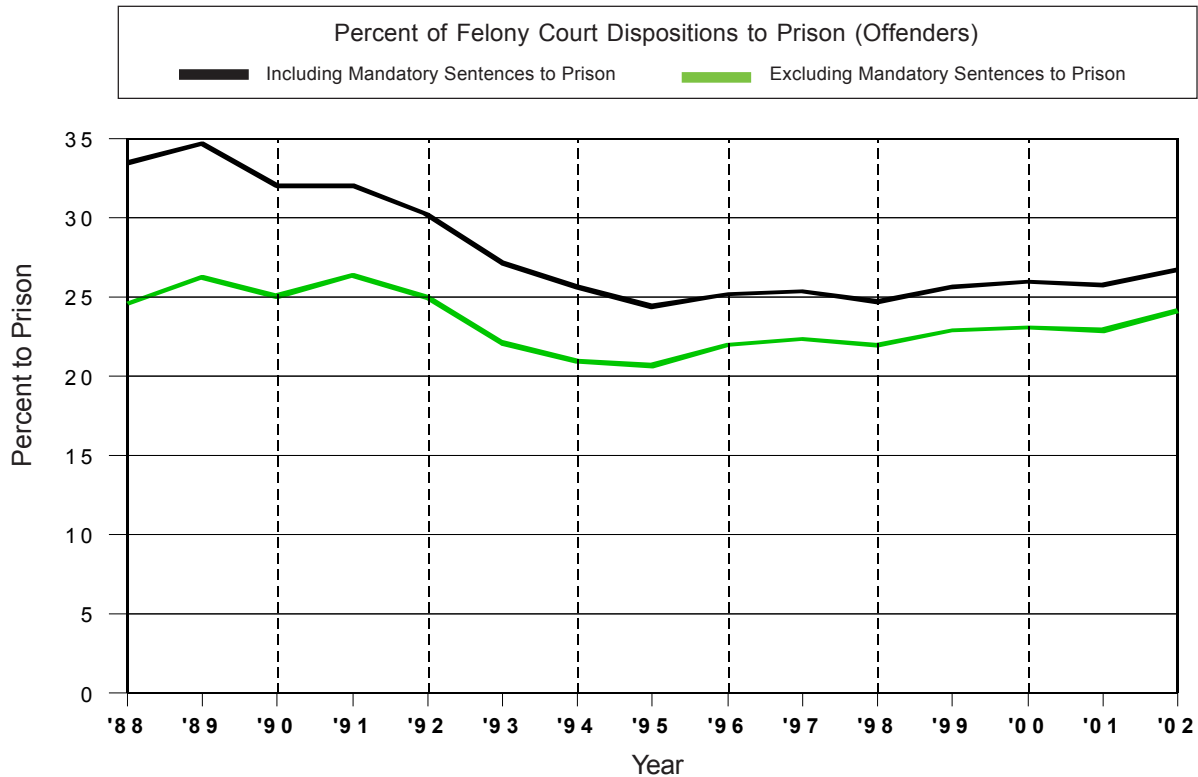
The crimes in the A2 series of tables are sorted by Michigan Compiled Law (MCL) numbers and Prosecuting Attorney's Coordinating Council (PACC) codes (the sort order used since 1999). Since this sort

order keeps related codes together, similar crimes that have identical maximum penalties are not consolidated. This level of detail provides much richer information, but the reader must be careful to watch for related codes when attempting to examine the frequency and disposition pattern for a particular type of crime. For example, nine separate offense codes appear for the crime of first degree criminal sexual conduct (750.520B-) because each code represents a specific characteristic of the offense.

A Statewide Prison Commitment Rates

Calendar Years 1988 - 2002

Year	Including Mandatory Prison		Excluding Mandatory Prison	
	Total Felony Dispositions (Offenders)	Percent Total Felony Dispositions to Prison	Net Felony Dispositions (Offenders)	Percent Net Felony Dispositions to Prison
1988	31,664	33.5	27,009	24.6
1989	35,534	34.7	30,512	26.3
1990	36,783	32.1	32,379	25.1
1991	37,051	32.1	33,540	26.4
1992	39,041	30.2	35,796	25.0
1993	38,634	27.2	35,566	22.1
1994	37,823	25.7	35,015	21.0
1995	38,805	24.4	36,601	20.7
1996	38,749	25.2	36,823	22.0
1997	39,340	25.4	37,498	22.4
1998	40,016	24.7	38,319	22.0
1999	38,178	25.7	36,492	22.9
2000	38,359	26.0	36,624	23.1
2001	41,835	25.8	40,037	22.9
2002	45,147	26.8	43,349	24.2



SOURCE: Basic Information Reports (BIR).

A1 2002 Criminal Court Dispositions (Offenders) by FOA Region and Circuit Number — All Offenses

	Total	Prison	Pro-bation*	Jail/ Prob.	Jail/ Fine**	Prison	Pro-bation*	Jail/ Prob.	Jail/ Fine**
STATE TOTALS	45,147	12,090	14,396	12,429	6,232	26.8	31.9	27.5	13.8
FOA REGION I (03 Wayne) TOTALS	12,058	3,353	6,499	1,655	551	27.8	53.9	13.7	4.6
FOA REGION II TOTALS	17,151	4,500	4,636	5,264	2,751	26.2	27.0	30.7	16.0
1 Hillsdale	153	83	1	56	13	54.2	0.7	36.6	8.5
6 Oakland	4,829	1,227	1,270	1,383	949	25.4	26.3	28.6	19.7
7 Genesee	1,770	717	402	644	7	40.5	22.7	36.4	0.4
10 Saginaw	1,201	352	443	230	176	29.3	36.9	19.2	14.7
16 Macomb	3,245	591	1,395	561	698	18.2	43.0	17.3	21.5
18 Bay	511	111	139	223	38	21.7	27.2	43.6	7.4
21 Isabella	376	65	35	211	65	17.3	9.3	56.1	17.3
22 Washtenaw	1,078	221	433	189	235	20.5	40.2	17.5	21.8
24 Sanilac	80	18	1	45	16	22.5	1.3	56.3	20.0
29 Clinton, Gratiot	308	124	7	143	34	40.3	2.3	46.4	11.0
31 St. Clair	880	231	137	316	196	26.3	15.6	35.9	22.3
35 Shiawassee	213	79	23	103	8	37.1	10.8	48.4	3.8
38 Monroe	672	160	57	362	93	23.8	8.5	53.9	13.8
39 Lenawee	291	140	27	122	2	48.1	9.3	41.9	0.7
40 Lapeer	251	48	25	137	41	19.1	10.0	54.6	16.3
42 Midland	284	85	48	140	11	29.9	16.9	49.3	3.9
44 Livingston	564	152	120	179	113	27.0	21.3	31.7	20.0
52 Huron	42	15		18	9	35.7		42.9	21.4
54 Tuscola	228	51	20	119	38	22.4	8.8	52.2	16.7
55 Clare, Gladwin	175	30	53	83	9	17.1	30.3	47.4	5.1
FOA REGION III TOTALS	15,938	4,237	3,261	5,510	2,930	26.6	20.5	34.6	18.4
2 Berrien	915	370	124	340	81	40.4	13.6	37.2	8.9
4 Jackson	865	315	98	302	150	36.4	11.3	34.9	17.3
5 Barry	300	86	13	177	24	28.7	4.3	59.0	8.0
8 Ionia, Montcalm	424	122	86	139	77	28.8	20.3	32.8	18.2
9 Kalamazoo	1,519	257	716	173	373	16.9	47.1	11.4	24.6
11 Alger, Luce, Schoolcraft	53	14	2	25	12	26.4	3.8	47.2	22.6
12 Baraga, Houghton, Keweenaw	63	19	6	32	6	30.2	9.5	50.8	9.5
13 Antrim, Grand Traverse, Leelanau	365	146	28	187	4	40.0	7.7	51.2	1.1
14 Muskegon	1,143	495	115	489	44	43.3	10.1	42.8	3.8
15 Branch	229	51	34	103	41	22.3	14.8	45.0	17.9
17 Kent	2,824	718	999	461	646	25.4	35.4	16.3	22.9
19 Benzie, Manistee	119	51	32	35	1	42.9	26.9	29.4	0.8
20 Ottawa	792	114	222	218	238	14.4	28.0	27.5	30.1
23 Iosco, Oscoda	74	23	7	31	13	31.1	9.5	41.9	17.6
25 Marquette	127	24	52	41	10	18.9	40.9	32.3	7.9
26 Alpena, Alcona, Montmorency, Presque Isle	237	42	70	93	32	17.7	29.5	39.2	13.5
27 Newago, Oceana	277	45	22	162	48	16.2	7.9	58.5	17.3
28 Missaukee, Wexford	168	43	5	116	4	25.6	3.0	69.0	2.4
30 Ingham	1,152	288	131	463	270	25.0	11.4	40.2	23.4
32 Gogebic, Ontonagon	37	7		26	4	18.9		70.3	10.8
33 Charlevoix	72	17	3	41	11	23.6	4.2	56.9	15.3
34 Roscommon, Arenac, Ogemaw	267	65	31	125	46	24.3	11.6	46.8	17.2
36 VanBuren	414	86	90	131	107	20.8	21.7	31.6	25.8
37 Calhoun	956	239	176	293	248	25.0	18.4	30.6	25.9
41 Dickinson, Iron, Menominee	187	55	10	90	32	29.4	5.3	48.1	17.1
43 Cass	239	43	16	114	66	18.0	6.7	47.7	27.6
45 St. Joseph	279	42	7	132	98	15.1	2.5	47.3	35.1
46 Otsego, Kalkaska, Crawford	220	66	18	116	20	30.0	8.2	52.7	9.1
47 Delta	106	12	14	60	20	11.3	13.2	56.6	18.9
48 Allegan	370	130	33	144	63	35.1	8.9	38.9	17.0
49 Mecosta, Osceola	173	44	11	107	11	25.4	6.4	61.8	6.4
50 Mackinac, Chippewa	137	22	28	43	44	16.1	20.4	31.4	32.1
51 Lake, Mason	204	56	8	129	11	27.5	3.9	63.2	5.4
53 Cheboygan	101	19	25	46	11	18.8	24.8	45.5	10.9
56 Eaton	423	84	23	252	64	19.9	5.4	59.6	15.1
57 Emmet	107	27	6	74		25.2	5.6	69.2	

Source: Basic Information Reports (BIR).

*Includes Delayed and Suspended Sentences and HYTA Probation.

**Includes Restitution and Costs.

A1a 2002 Criminal Court Dispositions (Offenders) by FOA Region and Circuit Number — Non-Assaultive Offenses

STATE TOTALS	
FOA REGION I (03 Wayne) TOTALS	
FOA REGION II TOTALS	
1 Hillsdale	
6 Oakland	
7 Genesee	
10 Saginaw	
16 Macomb	
18 Bay	
21 Isabella	
22 Washtenaw	
24 Sanilac	
29 Clinton, Gratiot	
31 St. Clair	
35 Shiawassee	
38 Monroe	
39 Lenawee	
40 Lapeer	
42 Midland	
44 Livingston	
52 Huron	
54 Tuscola	
55 Clare, Gladwin	
FOA REGION III TOTALS	
2 Berrien	
4 Jackson	
5 Barry	
8 Ionia, Montcalm	
9 Kalamazoo	
11 Alger, Luce, Schoolcraft	
12 Baraga, Houghton, Keweenaw	
13 Antrim, Grand Traverse, Leelanau	
14 Muskegon	
15 Branch	
17 Kent	
19 Benzie, Manistee	
20 Ottawa	
23 Iosco, Oscoda	
25 Marquette	
26 Alpena, Alcona, Montmorency, Presque Isle	
27 Newago, Oceana	
28 Missaukee, Wexford	
30 Ingham	
32 Gogebic, Ontonagon	
33 Charlevoix	
34 Roscommon, Arenac, Ogemaw	
36 VanBuren	
37 Calhoun	
41 Dickinson, Iron, Menominee	
43 Cass	
45 St. Joseph	
46 Otsego, Kalkaska, Crawford	
47 Delta	
48 Allegan	
49 Mecosta, Osceola	
50 Mackinac, Chippewa	
51 Lake, Mason	
53 Cheboygan	
56 Eaton	
57 Emmet	

Total	Prison	Pro-bation*	Jail/ Prob.	Jail/ Fine**
22,532	5,202	7,124	7,031	3,175
5,419	1,260	3,028	881	250
8,853	2,005	2,332	3,050	1,466
114	59	1	43	11
2,565	500	708	819	538
901	314	220	366	1
613	161	223	136	93
1,299	226	505	259	309
284	47	84	133	20
216	32	26	118	40
600	96	252	115	137
49	10	1	28	10
184	63	5	101	15
499	103	78	200	118
130	46	14	66	4
346	73	32	201	40
153	71	16	65	1
174	27	20	94	33
157	44	29	77	7
305	84	73	90	58
25	7		13	5
133	25	12	76	20
106	17	33	50	6
8,260	1,937	1,764	3,100	1,459
410	172	64	151	23
470	145	60	195	70
157	38	6	96	17
250	54	58	91	47
739	110	372	84	173
27	5	1	16	5
36	7	4	22	3
260	87	23	148	2
571	228	71	255	17
147	20	20	80	27
1,359	300	508	251	300
72	33	22	16	1
455	68	116	132	139
49	16	7	19	7
72	11	36	18	7
133	16	39	60	18
182	26	18	109	29
101	21	3	75	2
566	123	74	223	146
24	3		18	3
45	10	2	31	2
161	37	19	73	32
180	36	45	50	49
395	89	71	133	102
115	21	10	65	19
124	23	7	62	32
139	21	2	62	54
128	36	12	75	5
64	6	11	34	13
175	57	17	72	29
93	15	6	67	5
69	8	13	22	26
111	24	2	77	8
61	14	18	27	2
259	42	21	151	45
61	15	6	40	

Prison	Pro-bation*	Jail/ Prob.	Jail/ Fine**
23.1	31.6	31.2	14.1
23.3	55.9	16.3	4.6
22.6	26.3	34.5	16.6
51.8	0.9	37.7	9.6
19.5	27.6	31.9	21.0
34.9	24.4	40.6	0.1
26.3	36.4	22.2	15.2
17.4	38.9	19.9	23.8
16.5	29.6	46.8	7.0
14.8	12.0	54.6	18.5
16.0	42.0	19.2	22.8
20.4	2.0	57.1	20.4
34.2	2.7	54.9	8.2
20.6	15.6	40.1	23.6
35.4	10.8	50.8	3.1
21.1	9.2	58.1	11.6
46.4	10.5	42.5	0.7
15.5	11.5	54.0	19.0
28.0	18.5	49.0	4.5
27.5	23.9	29.5	19.0
28.0		52.0	20.0
18.8	9.0	57.1	15.0
16.0	31.1	47.2	5.7
23.5	21.4	37.5	17.7
42.0	15.6	36.8	5.6
30.9	12.8	41.5	14.9
24.2	3.8	61.1	10.8
21.6	23.2	36.4	18.8
14.9	50.3	11.4	23.4
18.5	3.7	59.3	18.5
19.4	11.1	61.1	8.3
33.5	8.8	56.9	0.8
39.9	12.4	44.7	3.0
13.6	13.6	54.4	18.4
22.1	37.4	18.5	22.1
45.8	30.6	22.2	1.4
14.9	25.5	29.0	30.5
32.7	14.3	38.8	14.3
15.3	50.0	25.0	9.7
12.0	29.3	45.1	13.5
14.3	9.9	59.9	15.9
20.8	3.0	74.3	2.0
21.7	13.1	39.4	25.8
12.5		75.0	12.5
22.2	4.4	68.9	4.4
23.0	11.8	45.3	19.9
20.0	25.0	27.8	27.2
22.5	18.0	33.7	25.8
18.3	8.7	56.5	16.5
18.5	5.6	50.0	25.8
15.1	1.4	44.6	38.8
28.1	9.4	58.6	3.9
	17.2	53.1	20.3
32.6	9.7	41.1	16.6
16.1	6.5	72.0	5.4
11.6	18.8	31.9	37.7
21.6	1.8	69.4	7.2
23.0	29.5	44.3	3.3
16.2	8.1	58.3	17.4
24.6	9.8	65.6	

Source: Basic Information Reports (BIR).

*Includes Delayed and Suspended Sentences and HYTA Probation.

**Includes Restitution and Costs.

A1b 2002 Criminal Court Dispositions (Offenders) by FOA Region and Circuit Number — Drug Offenses

		Total	Prison	Pro-bation*	Jail/ Prob.	Jail/ Fine**	Prison	Pro-bation*	Jail/ Prob.	Jail/ Fine**
STATE TOTALS		11,506	2,038	5,009	2,755	1,704	17.7	43.5	23.9	14.8
FOA REGION I (03 Wayne) TOTALS		3,649	580	2,408	458	203	15.9	66.0	12.6	5.6
FOA REGION II TOTALS		4,268	771	1,643	1,094	760	18.1	38.5	25.6	17.8
1	Hillsdale	13	6		7		46.2		53.8	
6	Oakland	1,160	231	379	299	251	19.9	32.7	25.8	21.6
7	Genesee	420	152	137	128	3	36.2	32.6	30.5	0.7
10	Saginaw	244	48	131	28	37	19.7	53.7	11.5	15.2
16	Macomb	1,357	161	713	183	300	11.9	52.5	13.5	22.1
18	Bay	110	14	35	51	10	12.7	31.8	46.4	9.1
21	Isabella	69	8	5	48	8	11.6	7.2	69.6	11.6
22	Washtenaw	213	31	121	23	38	14.6	56.8	10.8	17.8
24	Sanilac	9	2		5	2	22.2		55.6	22.2
29	Clinton, Gratiot	40	12	2	22	4	30.0	5.0	55.0	10.0
31	St. Clair	156	38	38	51	29	24.4	24.4	32.7	18.6
35	Shiawassee	21	1	5	11	4	4.8	23.8	52.4	19.0
38	Monroe	175	33	21	95	26	18.9	12.0	54.3	14.9
39	Lenawee	47	15	5	26	1	31.9	10.6	55.3	2.1
40	Lapeer	21		2	16	3		9.5	76.2	14.3
42	Midland	42	3	13	24	2	7.1	31.0	57.1	4.8
44	Livingston	121	11	20	54	36	9.1	16.5	44.6	29.8
52	Huron	6	1		2	3	16.7		33.3	50.0
54	Tuscola	16	1	3	10	2	6.3	18.8	62.5	12.5
55	Clare, Gladwin	28	3	13	11	1	10.7	46.4	39.3	3.6
FOA REGION III TOTALS		3,589	687	958	1,203	741	19.1	26.7	33.5	20.6
2	Berrien	230	55	30	106	39	23.9	13.0	46.1	17.0
4	Jackson	172	59	17	57	39	34.3	9.9	33.1	22.7
5	Barry	68	21	4	40	3	30.9	5.9	58.8	4.4
8	Ionia, Montcalm	53	9	14	20	10	17.0	26.4	37.7	18.9
9	Kalamazoo	443	52	246	33	112	11.7	55.5	7.4	25.3
11	Alger, Luce, Schoolcraft	13	3		6	4	23.1		46.2	30.8
12	Baraga, Houghton, Keweenaw	3			2	1			66.7	33.3
13	Antrim, Grand Traverse, Leelanau	28	9	3	14	2	32.1	10.7	50.0	7.1
14	Muskegon	270	93	26	135	16	34.4	9.6	50.0	5.9
15	Branch	19	2	5	8	4	10.5	26.3	42.1	21.1
17	Kent	752	145	318	93	196	19.3	42.3	12.4	26.1
19	Benzie, Manistee	20	6	3	11		30.0	15.0	55.0	
20	Ottawa	167	13	61	44	49	7.8	36.5	26.3	29.3
23	Iosco, Oscoda	9			7	2			77.8	22.2
25	Marquette	23	2	11	9	1	8.7	47.8	39.1	4.3
26	Alpena, Alcona, Montmorency, Presque Isle	51	5	23	16	7	9.8	45.1	31.4	13.7
27	Newago, Oceana	41	3	4	29	5	7.3	9.8	70.7	12.2
28	Missaukee, Wexford	17	4	1	11	1	23.5	5.9	64.7	5.9
30	Ingham	271	45	40	126	60	16.6	14.8	46.5	22.1
32	Gogebic, Ontonagon	3			3				100.0	
33	Charlevoix	6	1		3	2	16.7		50.0	33.3
34	Roscommon, Arenac, Ogemaw	36	3	5	23	5	8.3	13.9	63.9	13.9
36	VanBuren	124	21	35	41	27	16.9	28.2	33.1	21.8
37	Calhoun	249	48	65	70	66	19.3	26.1	28.1	26.5
41	Dickinson, Iron, Menominee	30	8		16	6	26.7		53.3	20.0
43	Cass	64	11	7	29	17	17.2	10.9	45.3	26.6
45	St. Joseph	57	5		29	23	8.8		50.9	40.4
46	Otsego, Kalkaska, Crawford	34	4	3	19	8	11.8	8.8	55.9	23.5
47	Delta	22	1	1	16	4	4.5	4.5	72.7	18.2
48	Allegan	95	24	10	41	20	25.3	10.5	43.2	21.1
49	Mecosta, Osceola	29	5	4	20		17.2	13.8	69.0	
50	Mackinac, Chippewa	37	2	12	16	7	5.4	32.4	43.2	18.9
51	Lake, Mason	42	10	5	26	1	23.8	11.9	61.9	2.4
53	Cheboygan	18	1	4	12	1	5.6	22.2	66.7	5.6
56	Eaton	70	15	1	51	3	21.4	1.4	72.9	4.3
57	Emmet	23	2		21		8.7		91.3	

Source: Basic Information Reports (BIR).

*Includes Delayed and Suspended Sentences and HYTA Probation.

**Includes Restitution and Costs.

A1c 2002 Criminal Court Dispositions (Offenders) by FOA Region and Circuit Number — Assaultive Offenses

STATE TOTALS	
FOA REGION I (03 Wayne) TOTALS	
FOA REGION II TOTALS	
1 Hillsdale	
6 Oakland	
7 Genesee	
10 Saginaw	
16 Macomb	
18 Bay	
21 Isabella	
22 Washtenaw	
24 Sanilac	
29 Clinton, Gratiot	
31 St. Clair	
35 Shiawassee	
38 Monroe	
39 Lenawee	
40 Lapeer	
42 Midland	
44 Livingston	
52 Huron	
54 Tuscola	
55 Clare, Gladwin	
FOA REGION III TOTALS	
2 Berrien	
4 Jackson	
5 Barry	
8 Ionia, Montcalm	
9 Kalamazoo	
11 Alger, Luce, Schoolcraft	
12 Baraga, Houghton, Keweenaw	
13 Antrim, Grand Traverse, Leelanau	
14 Muskegon	
15 Branch	
17 Kent	
19 Benzie, Manistee	
20 Ottawa	
23 Iosco, Oscoda	
25 Marquette	
26 Alpena, Alcona, Montmorency, Presque Isle	
27 Newago, Oceana	
28 Missaukee, Wexford	
30 Ingham	
32 Gogebic, Ontonagon	
33 Charlevoix	
34 Roscommon, Arenac, Ogemaw	
36 VanBuren	
37 Calhoun	
41 Dickinson, Iron, Menominee	
43 Cass	
45 St. Joseph	
46 Otsego, Kalkaska, Crawford	
47 Delta	
48 Allegan	
49 Mecosta, Osceola	
50 Mackinac, Chippewa	
51 Lake, Mason	
53 Cheboygan	
56 Eaton	
57 Emmet	

Total	Prison	Pro-bation*	Jail/Prob.	Jail/Fine**
11,109	4,850	2,263	2,643	1,353
2,990	1,513	1,063	316	98
4,030	1,724	661	1,120	525
26	18		6	2
1,104	496	183	265	160
449	251	45	150	3
344	143	89	66	46
589	204	177	119	89
117	50	20	39	8
91	25	4	45	17
265	94	60	51	60
22	6		12	4
84	49		20	15
225	90	21	65	49
62	32	4	26	
151	54	4	66	27
91	54	6	31	
56	21	3	27	5
85	38	6	39	2
138	57	27	35	19
11	7		3	1
79	25	5	33	16
41	10	7	22	2
4,089	1,613	539	1,207	730
275	143	30	83	19
223	111	21	50	41
75	27	3	41	4
121	59	14	28	20
337	95	98	56	88
13	6	1	3	3
24	12	2	8	2
77	50	2	25	
302	174	18	99	11
63	29	9	15	10
713	273	173	117	150
27	12	7	8	
170	33	45	42	50
16	7		5	4
32	11	5	14	2
53	21	8	17	7
54	16		24	14
50	18	1	30	1
315	120	17	114	64
10	4		5	1
21	6	1	7	7
70	25	7	29	9
110	29	10	40	31
312	102	40	90	80
42	26		9	7
51	9	2	23	17
83	16	5	41	21
58	26	3	22	7
20	5	2	10	3
100	49	6	31	14
51	24	1	20	6
31	12	3	5	11
51	22	1	26	2
22	4	3	7	8
94	27	1	50	16
23	10		13	

Prison	Pro-bation*	Jail/Prob.	Jail/Fine**
43.7	20.4	23.8	12.2
50.6	35.6	10.6	3.3
42.8	16.4	27.8	13.0
69.2		23.1	7.7
44.9	16.6	24.0	14.5
55.9	10.0	33.4	0.7
41.6	25.9	19.2	13.4
34.6	30.1	20.2	15.1
42.7	17.1	33.3	6.8
27.5	4.4	49.5	18.7
35.5	22.6	19.2	22.6
27.3		54.5	18.2
58.3		23.8	17.9
40.0	9.3	28.9	21.8
51.6	6.5	41.9	
35.8	2.6	43.7	17.9
59.3	6.6	34.1	
37.5	5.4	48.2	8.9
44.7	7.1	45.9	2.4
41.3	19.6	25.4	13.8
63.6		27.3	9.1
31.6	6.3	41.8	20.3
24.4	17.1	53.7	4.9
39.4	13.2	29.5	17.9
52.0	10.9	30.2	6.9
49.8	9.4	22.4	18.4
36.0	4.0	54.7	5.3
48.8	11.6	23.1	16.5
28.2	29.1	16.6	26.1
46.2	7.7	23.1	23.1
50.0	8.3	33.3	8.3
64.9	2.6	32.5	
57.6	6.0	32.8	3.6
46.0	14.3	23.8	15.9
38.3	24.3	16.4	21.0
44.4	25.9	29.6	
19.4	26.5	24.7	29.4
43.8		31.3	25.0
34.4	15.6	43.8	6.3
39.6	15.1	32.1	13.2
29.6		44.4	25.9
36.0	2.0	60.0	2.0
38.1	5.4	36.2	20.3
40.0		50.0	10.0
28.6	4.8	33.3	33.3
35.7	10.0	41.4	12.9
26.4	9.1	36.4	28.2
32.7	12.8	28.8	25.6
61.9		21.4	16.7
17.6	3.9	45.1	33.3
19.3	6.0	49.4	25.3
44.8	5.2	37.9	12.1
25.0	10.0	50.0	15.0
49.0	6.0	31.0	14.0
47.1	2.0	39.2	11.8
38.7	9.7	16.1	35.5
43.1	2.0	51.0	3.9
18.2	13.6	31.8	36.4
28.7	1.1	53.2	17.0
43.5		56.5	

Source: Basic Information Reports (BIR).

*Includes Delayed and Suspended Sentences and HYTA Probation.

**Includes Restitution and Costs.

A2 2002 Criminal Court Dispositions by Offense and Type of Disposition — All Offenses

Page One of Twenty-three

Compiled Laws	Offense	Maximum
TOTAL COUNTS	VIOLATIONS ATTEMPTS	
21.154	Public Officer Embezzle/Divert Tax ATTEMPTS	5
28.2931	State ID Card - False Application ATTEMPTS	5
28.2951A	State ID Card-Alter/Forged Use To Commit Felony ATTEMPTS	4
28.4229	Weapons - Handgun License Forgery ATTEMPTS	4
28.425B3	Weapons - Handgun False Info CCW Permit ATTEMPTS	4
28.729	Sex Offender - Fail to Register ATTEMPTS	4
28.7291B	Sex Offender - Fail to Register 2nd Offense ATTEMPTS	7
168.932E	Election Law - Absentee Ballot Tamper ATTEMPTS	5
168.933	Election Law - Swear Falsely Under Oath ATTEMPTS	5
205.27	Taxes - Defraud/Evade Payment of ATTEMPTS	15
205.271A	Taxes - Fail to File/False Return ATTEMPTS	5
205.4282	Tobacco Products Tax Act Violations Felony ATTEMPTS	5
205.4286	Tobacco Products Tax Act - Unauth Tax Stamps ATTEMPTS	10
257.1355B	Used Car Part Dealer - Falsify Record ATTEMPTS	2
257.233A6	Odometer Tampering ATTEMPTS	5
257.254	MV Code - Intent to Pass False Title ATTEMPTS	10
257.256	Registration/Plates Unlawful Use Of ATTEMPTS	MISD
257.257	License Documents/Plates Forgery ATTEMPTS	5
257.301	Operating No License/Multiple Licenses ATTEMPTS	MISD
257.3107A	Operator's License-Forged w/Int Commit Crime Max >10yr ATTEMPTS	10
257.3109	Operator's License- Poss 2 or More ATTEMPTS	5
257.324	Operating: License Forged/Altered/ False ID ATTEMPTS	MISD
257.3291	Insurance Certificates - Poss/Sale of Stolen/Counterfeit ATTEMPTS	15
257.602A	Peace Officer - Fleeing Vehicle Code ATTEMPTS	15
257.602A2	Peace Officer - Fleeing/Vehicle CD 4th Degree ATTEMPTS	2
257.602A3	Peace Officer - Fleeing/Vehicle CD 2nd Offense ATTEMPTS	5

Total Cases	Prison 33%	Probation 49%	Jail* 13%	Other** 5%
52,293	17,260	25,397	6,848	2,788
8,850	1,203	5,979	1,241	427
2		2		
6		4	2	
1		1		
2	1	1		
1		1		
1		1		
1		1		
89	30	37	21	1
52	6	27	19	
2	1	1		
2		2		
1	1			
1		1		
5	1	4		
2		1	1	
1			1	
1			1	
2	1	1		
1		1		
86	21	48	13	4
8	1	5	2	
1		1		
52	5	34	10	3
11		7	3	1
1			1	
1		1		
1			1	
3		1	2	
12	1	8	3	
4	2	1	1	
332	51	184	90	7
20		16	3	1
34	8	20	5	1
2		2		

NOTE: Be sure to check for related offense codes when examining a particular type of crime. They may or may not be in sequential order or even on the same page.

A2 2002 Criminal Court Dispositions by Offense and Type of Disposition — All Offenses

Page Two of Twenty-three

Compiled Laws	Offense	Maximum
TOTAL COUNTS	VIOLATIONS	
	ATTEMPTS	
257.602A3-A	Peace Officer - Fleeing/Vehicle CD 3rd Degree	5
257.602A4	Peace Officer - Fleeing/Vehicle CD Second Degree	10
257.602A4-A	Peace Officer - Fleeing/Vehicle CD - Cause Serious Inj	10
257.602A5	Peace Officer - Fleeing/Vehicle CD 1st Degree	15
257.617	Fail to Stop at Accident - Serious Impairment/Death Rslt	5
257.6173	Fail to Stop at Accident - At Fault - Death Resulting	15
257.624A	Alcohol - Open Container in Motor Vehicle	MISD
257.625	Operating Motor Vehicle - Addict or Intox	20
257.625B	M.V. Operate While Impaired	MISD
257.6251	Operate - Addict or Intox	5
257.6251-A	Operating - OUIL/Per Se	MISD
257.62510C	Operating - OWI - 3rd Offense	5
257.6254	Operating - Under the Influence Causing Death	15
257.6255	OUIL - Causing Incapacitating Injury	5
257.6255-A	Operating - Under the Influence Causing Serious Inj	5
257.6256	Operating - OUIL/Per Se 3rd (Felony)	5
257.6256-A	Operating a Vehicle - Minor	MISD
257.6256B	Operating - OUIL/Per Se/OWI - 2nd Offense	1
257.6256D	Operating - OUIL/Per Se/OWI - 3rd Offense	5
257.6257A1	Operating OUIL/Occupant < 16	1
257.6257A2	Operating OUIL/Occupant < 16, 2nd Offense	5
257.626	Reckless Driving	MISD
257.626C	Felonious Driving	2
257.902	Poss & Display of License-Violation	5
257.903	Motor Vehicle Code, False Certification	5
257.9041B	Operate - Allow Suspend, Revoked to Operate	MISD

Total	Prison	Probation	Jail*	Other**
Cases	33%	49%	13%	5%
52,293	17,260	25,397	6,848	2,788
8,850	1,203	5,979	1,241	427
727	209	437	67	14
57	7	43	6	1
1	1			
19	10	8	1	
1		1		
1		1		
48	22	22	3	1
1		1		
2	2			
2			2	
128	48	63	16	1
1		1		
3		2	1	
9	1	7	1	
1		1		
11	5	3	3	
6		6		
75	60	15		
3	3			
7	2	4	1	
116	43	64	8	1
6	1	4	1	
95	24	62	9	
3		1		2
6		5	1	
3,546	824	2,476	227	19
7	3	4		
2	1	1		
81	18	51	9	3
1				1
3		2		1
1		1		
46	5	29	11	1
4		2	2	
2			2	

NOTE: Be sure to check for related offense codes when examining a particular type of crime. They may or may not be in sequential order or even on the same page.

A2 2002 Criminal Court Dispositions by Offense and Type of Disposition — All Offenses

Page Three of Twenty-three

Compiled Laws	Offense	Maximum
TOTAL COUNTS	VIOLATIONS ATTEMPTS	
257.9041C	Operate - Allow Suspend/Revoke to Operate - 2nd Offense	1
257.9044	Operate - License Suspend/Revoked Cause Death	15
257.9045	Operate - License Susp/Rev Cause Serious Injury	5
259.183	Aircraft - Unlawful Tampering/Taking	5
287.3232	Animals, Dangerous Causing Serious Injury	4
324.80172	Marine Safety, Negligence Causing Injury/Death	2
333.16294	Health Prof - Unauthorized Practice Felony	4
333.17766A3	Controlled Sub, Steroids - Delivery	7
333.5210	AIDS - Sexual Penetration with Uninformed Partner	4
333.7341	Controlled Sub, Imitation Use, Mfg. or Distribution	2
333.73413	Controlled Sub, Imitation Mfg. or Distribution	2
333.7401	Controlled Sub, Mfg, Del, Poss	LIFE
333.7401A	Controlled Sub. Del w/Intent Commit CSC	20
333.7401B3A	Controlled Sub, Mfg, Del, Poss GBL	7
333.7401C2A	Controlled Sub - Operate/Maintain A Lab	10
333.7401C2B	Contr. Sub - Operate Lab Near Minor	20
333.7401C2C	Controlled Sub, Op/Maintain Lab Involve Hazardous Waste	20
333.7401C2D	Controlled Sub - Manufac Near Church/School	20
333.7401C2E	Controlled Sub, Op/Maintain Lab Involve Firearm	25
333.74012A	Controlled Sub, Mfg, Del, Poss (Narcotic or Cocaine)	LIFE
333.74012A1	Controlled Sub, Mfg, Del, Poss - 650 or More Grams	LIFE
333.74012A2	Controlled Sub, Mfg, Del, Poss 225-649g	30
333.74012A3	Controlled Sub, Mfg, Del, Poss 50-224g	20
333.74012A4	Controlled Sub, Mfg, Del, Poss <50 Grams	20
333.74012B	Contr. Sub, Mfg, Del, Poss, Sch 1-3, Methamphetamine	20
333.74012B-A	Contr. Sub, Mfg, Del, Poss (Sch 1,2,3 ex Marij & Cocaine)	7

Total Cases	Prison 33%	Probation 49%	Jail* 13%	Other** 5%
52,293	17,260	25,397	6,848	2,788
8,850	1,203	5,979	1,241	427
6	1	2	3	
24	21	3		
1		1		
14	5	7	2	
4	1	3		
1				1
2		1	1	
3		1		2
3		3		
5		5		
1		1		
1	1			
3	1	1	1	
3		2	1	
108	15	42	47	4
3		1	2	
8	3	4	1	
1		1		
2	2			
7	1	3	3	
1		1		
53	18	28	7	
13	4	7	2	
7	5	2		
11	6	4		1
15	11	1	1	2
3	3			
32	16	15	1	
12	3	8		1
26	23	3		
2	1	1		
29	29			
170	155	9	4	2
7		5		2
2,650	1,236	1,294	100	20
1,037	109	836	60	32
35	8	13	13	1
4	1	2		1
140	32	77	22	9
10		8	2	

NOTE: Be sure to check for related offense codes when examining a particular type of crime. They may or may not be in sequential order or even on the same page.

A2 2002 Criminal Court Dispositions by Offense and Type of Disposition

— All Offenses

Page Four of Twenty-three

Compiled Laws	Offense	Maximum
TOTAL COUNTS	VIOLATIONS	
	ATTEMPTS	
333.74012BB	Contr. Sub, Mfg, Del, Poss (Subs add Sch 1,2,3 by Rule)	7
333.74012B1	Controlled Sub, Mfg, Del, Poss Methamphetamine	20
333.74012C	Contr. Sub, Mfg, Del, Poss, (Sch 4, or Added by Rule)	4
333.74012C-A	Controlled Sub, Mfg, Del, Poss, (Sch 4)	4
333.74012C-B	Contr. Sub, Mfg, Del, Poss (Added to Sch 4 by Board Rule)	4
333.74012D	Controlled Sub, Mfg, Del, Poss (Sch 5)	2
333.74012D1	Controlled Sub, Mfg, Del, Poss, 45 Kg+ Marijuana	15
333.74012D2	Controlled Sub, Mfg, Del, Poss Marijuana 5 - <45 Kg	7
333.74012D3	Controlled Sub, Mfg, Del, Poss, Marijuana <5 Kg	4
333.74012E	Prescrip Forms/Official Unlawful Mfg, Del, Poss	20
333.74012F	Prescription Forms Mfg, Del, Poss	7
333.7402	Controlled Sub, Analogue	15
333.74022A	Contr. Sub. - Mfg, Del, Poss Counterfeit (Narc or Methamphet.)	10
333.74022B	Contr. Sub. - Mfg, Del, Poss Counterfeit (Sch. 1,2,3)	5
333.74022C	Controlled Sub, Counterfeit Sch 4	4
333.74022D	Contr. Sub. - Mfg, Del, Poss Counterfeit (Sch 5)	2
333.74022E	Contr. Sub. - Mfg, Del, Poss Analogue	15
333.7403	Controlled Sub - Possession	LIFE
333.74032A	Controlled Sub, Possession Narc. or Cocaine	LIFE
333.74032A1	Controlled Sub - Poss 650g+ Narc. or Cocaine	LIFE
333.74032A2	Controlled Sub - Poss 225-649g Narc. or Cocaine	30
333.74032A3	Controlled Sub - Poss 50-224g Narc. or Cocaine	20
333.74032A4	Controlled Sub - Poss 25-49g Narc. or Cocaine	4
333.74032A5	Controlled Sub - Poss Less 25g Narc. or Cocaine	4
333.74032B	Controlled Sub - Poss Analogues, Sch 1-4 or Methamphet	10
333.74032B-A	Controlled Sub - Possession/ Analogues	2

Total Cases	Prison 33%	Probation 49%	Jail* 13%	Other** 5%
52,293	17,260	25,397	6,848	2,788
8,850	1,203	5,979	1,241	427
28	4	18		6
74	41	26	6	1
14	3	11		
14	1	2	10	1
7		5	2	
29	4	18	2	5
3		2		1
1		1		
16	3	7	4	2
8		7		1
16	4	11	1	
107	10	78	17	2
6		5	1	
2,211	301	1,376	318	216
414	15	320	61	18
1		1		
17	2	11	4	
1	1			
4		3	1	
2	1	1		
4		3		1
4	1	1	2	
4		4		
1			1	
3		1	1	1
1			1	
6		3	2	1
2	1		1	
2	1	1		
4	4			
20	18	1	1	
1		1		
74	27	38	9	
10		8	2	
4,751	600	3,004	1,036	111
833	25	713	86	9
52	2	42	7	1
7		6	1	
381	27	267	62	25
23		20	2	1

NOTE: Be sure to check for related offense codes when examining a particular type of crime. They may or may not be in sequential order or even on the same page.

A2 2002 Criminal Court Dispositions by Offense and Type of Disposition — All Offenses

Page Five of Twenty-three

Compiled Laws	Offense	Maximum
TOTAL COUNTS	VIOLATIONS ATTEMPTS	
333.74032B-B	Contr. Sub - Poss (Sub Added to Sch 1-4, by Rule)	2
333.74032B1	Controlled Sub - Possession Methamphetamine	10
333.74032D	Controlled Sub - Poss Marijuana	1
333.74042A	Contr. Sub Use (Narcotic, Cocaine, Methamphetamine)	1
333.7405	Contr. Sub. - Licensee Prescription Violations	2
333.7405C	Contr. Sub - Prescripton Licensee Refuse Inspection	MISD
333.7405D	Contr. Sub - Maintain or Keep Drug House	2
333.7407	Controlled Substances, Fraud	4
333.7407A-A	Controlled Sub - Induce Person to Commit Felony	LIFE
333.7407A1-A	Controlled Sub - Attempted Felony	LIFE
333.74071A	Controlled Sub. Licensee Distribute w/o Order Form	4
333.74071B	Controlled Sub. Distribution, False License	4
333.74071C	Controlled Sub - Obtain by Fraud	4
333.74071CA	Controlled Sub - Obtain by Fraud (Attempt)	4
333.74071G	Controlled Sub - Counterfeit Prescription Form	4
333.7410A	Contr. Sub - Delivery/Poss in Park	2
333.74101A	Controlled Sub, Deliver to Minor <50g	40
333.74101-B	Contr. Sub - Delivery to Minor (Sch 1-3 ex Marij/Cocaine)	14
333.74101-D	Contr. Sub - Delivery to Minor (Sch. 4 & Marijuana)	8
333.74101-G	Contr. Sub - Delivery GBL to Minor	14
333.74102-A	Contr. Sub - Del on School Prop (Narc. or Cocaine) <50g	60
333.74103	Contr. Sub - Poss w/Int on School Prop (Narc/Cocaine)	40
333.74104-A	Contr. Sub - Poss on School Prop (Narc. or Cocaine) <25 Grams	8
333.74104-B	Controlled Sub - Poss on School Prop (Sch 1,2,3,4)	4
333.74104-C	Controlled Sub - Poss on School Prop (Sch 5)	2
333.74104-D	Controlled Sub - Possess Marijuana on School Property	2

Total Cases	Prison 33%	Probation 49%	Jail* 13%	Other** 5%
52,293	17,260	25,397	6,848	2,788
8,850	1,203	5,979	1,241	427
31		24	5	2
1		1		
215	33	158	23	1
43	8	28	6	1
15	3	6	5	1
4		2	1	1
5	3	2		
1		1		
440	56	283	78	23
9	1	8		
1		1		
4	1	1	2	
1		1		
30	1	23	5	1
30	1	19	9	1
3		3		
1			1	
136	12	95	23	6
76	6	55	13	2
12	1	4	6	1
3		3		
2		1		1
1				1
4	4			
1		1		
8	4	2	1	1
1	1			
1		1		
7	6		1	
1		1		
4	3	1		
1	1			
3	1	2		
1		1		
2		2		
10	1	4	2	3

NOTE: Be sure to check for related offense codes when examining a particular type of crime. They may or may not be in sequential order or even on the same page.

A2 2002 Criminal Court Dispositions by Offense and Type of Disposition — All Offenses

Page Six of Twenty-three

Compiled Laws	Offense	Maximum
TOTAL COUNTS	VIOLATIONS	ATTEMPTS
333.7413	Controlled Sub - Second Offense	LIFE
	ATTEMPTS	
333.74132	Controlled Sub - Second Offense -	LIFE
	Double Penalty	ATTEMPTS
335.153	Narcotics - Unlawful Possession	10
	ATTEMPTS	
400.60	Welfare Fraud	4
	ATTEMPTS	
400.601-B	Welfare Fraud - Over \$500	4
	ATTEMPTS	
400.602	Welfare Fraud Fail to Inform	4
	ATTEMPTS	
400.602-B	Welfare Fraud - Fail to Inform	4
	\$500 or More	ATTEMPTS
400.604	Welfare Fraud - Kickback/Referral Fee	4
	ATTEMPTS	
400.6071	Medicaid Fraud - False Claim	4
	ATTEMPTS	
431.85	Horse Racing - Conspire to	5
	Influence Race	ATTEMPTS
432.2182	Gambling Activity-Felony Violations	10
	ATTEMPTS	
436.17011-A	Alcohol - Sell/Furnish to Minor	MISD
	ATTEMPTS	
436.17012	Alcohol - Sell/Furnish to Minor,	10
	Death Resulting	ATTEMPTS
436.17031A	Alcohol-Buy/Consume/Possess	MISD
	by Minor	ATTEMPTS
436.17031B	Alcohol-Buy/Consume/Possess	MISD
	by Minor 2nd Offense	ATTEMPTS
436.17031C	Alcohol-Buy/Consume/Possess	MISD
	by Minor 3rd Offense	ATTEMPTS
445.1528	Pyramid Scheme - Offer/Sell	7
	Participation	ATTEMPTS
445.1538	Franchise Investment Law Penalty	7
	ATTEMPTS	
445.1679	Mortgage Brokers Act - General Violation	3
	ATTEMPTS	
451.501	Securities, Fraudulent Sale of	10
	ATTEMPTS	
451.701	Securities - Sale of Unregistered	10
	ATTEMPTS	
500.45111	Insurance - Fraudulent Acts	4
	ATTEMPTS	
500.45112	Insurance Fraud - Conspiracies	10
	ATTEMPTS	
570.152	Contractor - Fraudulent Use of	3
	Building Contract Fund	ATTEMPTS
722.642	Tobacco Possession/Use by Minor	MISD
	ATTEMPTS	
722.675	Distributing Obscene Matter	2
	to Minor	ATTEMPTS

Total	Prison	Probation	Jail*	Other**
Cases	33%	49%	13%	5%
52,293	17,260	25,397	6,848	2,788
8,850	1,203	5,979	1,241	427
5	2	2	1	
479	90	253	128	8
9		5	3	1
1		1		
1		1		
20	1	16	2	1
5		5		
3		3		
199	9	182	7	1
19	2	16		1
1		1		
2		2		
7		5	2	
2		1	1	
1		1		
6		5	1	
7	1	6		
1		1		
2	1	1		
61	2	13	29	17
15		4	4	7
3		1	2	
6		2	2	2
2		2		
1				1
1	1			
1	1			
1		1		
80	3	68	4	5
19	1	17	1	
14	1	11		2
13	4	9		
4		3	1	
2			2	
4	2	2		
1			1	

NOTE: Be sure to check for related offense codes when examining a particular type of crime. They may or may not be in sequential order or even on the same page.

A2 2002 Criminal Court Dispositions by Offense and Type of Disposition — All Offenses

Page Seven of Twenty-three

Compiled Laws	Offense	Maximum
TOTAL COUNTS	VIOLATIONS	ATTEMPTS
750.10A	Sexually Delinquent	LIFE
		ATTEMPTS
750.11	Abduction, Compel Woman to Marry	LIFE
		ATTEMPTS
750.110-A	Break & Enter - Unoccup. Bldg. w/Intent	10
		ATTEMPTS
750.110-B	Break & Enter Occup Bldg. w/Intent	15
		ATTEMPTS
750.110A2	Home Invasion - 1st Degree	20
		ATTEMPTS
750.110A3	Home Invasion - 2nd Degree	15
		ATTEMPTS
750.110A4	Home Invasion - 3rd Degree	5
		ATTEMPTS
750.111	Entering w/o Breaking	5
		ATTEMPTS
750.115	Illegal Entry (w/o Owners Permission)	MISD
		ATTEMPTS
750.116	Possession of Burglars Tools	10
		ATTEMPTS
750.117	Bribery of Public Officer	4
		ATTEMPTS
750.1227A	Witness - Bribe/Intimidate/Interfere	4
		ATTEMPTS
750.1227B	Witness - Intimidate, Criminal Case Max >10 years	10
		ATTEMPTS
750.1227C	Witness - Intimidate, Threaten Inj/Death	15
		ATTEMPTS
750.1228	Witness - Retaliate Against	10
		ATTEMPTS
750.13	Entice Away Female Under 16	10
		ATTEMPTS
750.131	Check - Non-Sufficient Funds	2
		ATTEMPTS
750.131A	Checks w/o Account or w/o Suff Funds	2
		ATTEMPTS
750.131A1	Check - No Account	2
		ATTEMPTS
750.131A2	Check - 3 Non-Sufficient Funds Within 10 Days	2
		ATTEMPTS
750.1313A1	Checks Non-Sufficient Funds Under \$100	MISD
		ATTEMPTS
750.1313C	Check - Non-Sufficient Funds - \$500 or More	2
		ATTEMPTS
750.135	Child Abuse - Abandonment	10
		ATTEMPTS
750.136	Cruelty to Children	4
		ATTEMPTS
750.136B	Child Abuse	15
		ATTEMPTS
750.136B2	Child Abuse, 1st Degree	15
		ATTEMPTS

Total Cases	Prison 33%	Probation 49%	Jail* 13%	Other** 5%
52,293	17,260	25,397	6,848	2,788
8,850	1,203	5,979	1,241	427
20	12	7		1
1		1		
1,560	589	625	178	168
397	107	228	34	28
55	39	4	7	5
16	6	5	4	1
533	391	93	20	29
157	48	80	13	16
1,256	595	422	106	133
210	62	110	25	13
320	68	183	39	30
34	5	20	8	1
104	32	51	13	8
13		8	2	3
1			1	
61	31	20	3	7
20	5	13	1	1
5		4		1
2	1		1	
8	3	4		1
2		1	1	
3		2	1	
1		1		
5	2	2	1	
1	1			
1		1		
2	1	1		
56	8	30	14	4
4		2	2	
361	48	222	66	25
11	1	8	2	
147	21	86	28	12
8		6	2	
1		1		
23	4	15	3	1
2		1	1	
3	1	2		
1			1	
4	4			
1		1		
30	23	7		
4	3	1		

NOTE: Be sure to check for related offense codes when examining a particular type of crime. They may or may not be in sequential order or even on the same page.

A2 2002 Criminal Court Dispositions by Offense and Type of Disposition — All Offenses

Page Eight of Twenty-three

Compiled Laws	Offense	Maximum
TOTAL COUNTS	VIOLATIONS	ATTEMPTS
750.136B3	Child Abuse, 2nd Degree	4
	ATTEMPTS	
750.136B4	Child Abuse, 3rd Degree	2
	ATTEMPTS	
750.136B5	Child Abuse, 4th Degree	1
	ATTEMPTS	
750.145A	Children - Accosting for Immoral Purposes	1
	ATTEMPTS	
750.145A-A	Accost, Solic Child-Immoral Purposes	4
	ATTEMPTS	
750.145B	Accost, Solic Child-Immoral Purposes 2nd Offense	10
	ATTEMPTS	
750.145C	Child Abusive Commercial Activity	20
	ATTEMPTS	
750.145C2	Child Sexually Abusive Activity	20
	ATTEMPTS	
750.145C3	Child Sex Abuse Activity - Distribute or Promote	7
	ATTEMPTS	
750.145D2	Computers-Commit Proscribed Conduct	20
	ATTEMPTS	
750.145D2B	Computers-Commit Crime w/Term betw 1 - 2 Years	2
	ATTEMPTS	
750.145D2C	Computers-Commit Crime w/Term betw 2 - 4 Years	4
	ATTEMPTS	
750.145D2E	Computers-Commit Crime w/Term betw 10 - 15 Years	15
	ATTEMPTS	
750.145D2F	Computer/Internet - Comm w/Other to Plan Crime	20
	ATTEMPTS	
750.145N2	Abuse Vulnerable Adult - 2nd Degree	4
	ATTEMPTS	
750.145N3	Abuse Vulnerable Adult - 3rd Degree	2
	ATTEMPTS	
750.145N4	Abuse Vulnerable Adult - 4th Degree	MISD
	ATTEMPTS	
750.147B	Ethnic Intimidation	2
	ATTEMPTS	
750.149	Felony - Conspire to Conceal	4
	ATTEMPTS	
750.157A	Conspiracy	5
	ATTEMPTS	
750.157B	Solicit to Murder, Other Felony	LIFE
	ATTEMPTS	
750.157B2	Solicit to Murder	LIFE
	ATTEMPTS	
750.157B3	Solicit to Commit Felony	5
	ATTEMPTS	
750.157C	Solicit, Minor to Commit Felony	LIFE
	ATTEMPTS	
750.157N	Financial Transaction Device, Steal/Retain/Poss	4
	ATTEMPTS	
750.157N1	Financial Transaction Device - Steal/Retain w/o Consent	4
	ATTEMPTS	

Total Cases	Prison 33%	Probation 49%	Jail* 13%	Other** 5%
52,293	17,260	25,397	6,848	2,788
8,850	1,203	5,979	1,241	427
85	16	60	7	2
9	1	7	1	
127	13	91	20	3
6		4	1	1
7	2	5		
1		1		
2		1	1	
1	1			
2	2			
2	2			
45	41	2		2
5	1	4		
7	4	2	1	
4	3	1		
1				1
8	2	4	2	
1	1			
1			1	
1		1		
20	15	4		1
2	1	1		
4		4		
2		2		
1		1		
24	3	16	4	1
3		3		
1			1	
26	2	20	4	
3		2		1
1		1		
4	4			
3	1	2		
3	3			
11	1	6	3	1
1			1	
647	100	336	137	74
67	3	48	15	1

NOTE: Be sure to check for related offense codes when examining a particular type of crime. They may or may not be in sequential order or even on the same page.

A2 2002 Criminal Court Dispositions by Offense and Type of Disposition — All Offenses

Page Nine of Twenty-three

Compiled Laws	Offense	Maximum
TOTAL COUNTS	VIOLATIONS ATTEMPTS	
750.157N2	Financial Transaction Device - Poss Fraudulent One	4
750.157P	Financial Transaction Device - Poss w/Intent to Use/Sell	4
750.157Q	Financial Transaction Device - Illegal Sale/Use	4
750.157R	Financial Transaction Device - Forge/Alter/Counterfeit	4
750.157S1B1	Financial Transaction Device - Illegal Use \$100-\$500	1
750.157S1B2	Financial Transaction Device - Illegal Use \$100-\$500 3rd Off	2
750.157T	Financial Trans Device - Sale of Goods or Services	4
750.157U	Financial Transaction Device - Overcharging	4
750.157V	Financial Transaction Device - False ID	4
750.157W	Financial Trans Device - Fraudulent Withdrawals/Transfer	10
750.157W1C1	Financial Trans Device-Fraud Betw \$1K & <\$20K	5
750.158	Sodomy	15
750.15911	Criminal Enterprise - Conducting	20
750.160	Dead Bodies - Disinterment & Mutilation	10
750.161	Desertion & Non-Support	3
750.164	Desert Marriage to Avoid Prosecution Rape/Child Support	4
750.165	Refusing to Support Spouse or Children	4
750.174-A	Embezzlement - Agent or Trustee Under \$100	MISD
750.174-B	Embezzlement - Agent or Trustee Over \$100	10
750.174A4A	Embezzlement - Vulnerable Adult Betw \$1K & <\$20K	5
750.1743A	Embezzlement - Agent or Trustee Betw \$200 and <\$1K	1
750.1744A	Embezzlement - Agent or Trustee Betw \$1K and <\$20K	5
750.1744B	Embezzle - Agent or Trustee -Betw \$200 & <\$1K, 2nd Off	5
750.1745A	Embezzlement - Agent or Trustee \$20K or More	10
750.175	Embezzle - Public Officer, Agent, Servant Over \$50	10
750.176	Embezzle - Administrator/Executor/Guardian	10

Total Cases	Prison 33%	Probation 49%	Jail* 13%	Other** 5%
52,293	17,260	25,397	6,848	2,788
8,850	1,203	5,979	1,241	427
46	11	27	5	3
2	1	1		
92	27	39	11	15
17	1	10	5	1
181	35	83	44	19
25	3	16	3	3
2	1	1		
1		1		
2		2		
1		1		
8	3	3	1	1
29	7	14	4	4
10		10		
1		1		
6	1	2	1	2
2	2			
1		1		
21	12	8	1	
2	1	1		
3	1	2		
57	6	34	5	12
32	6	21	2	3
1		1		
159	20	116	6	17
66	8	57	1	
1			1	
71	17	22	29	3
12	3	6	3	
11		9		2
5		5		
454	42	303	24	85
107	2	91	7	7
4	2	1	1	
1		1		
104	14	81	2	7
11	1	9		1
4		4		
1		1		
4	2	1	1	

NOTE: Be sure to check for related offense codes when examining a particular type of crime. They may or may not be in sequential order or even on the same page.

A2 2002 Criminal Court Dispositions by Offense and Type of Disposition — All Offenses

Page Ten of Twenty-three

Compiled Laws	Offense	Maximum
TOTAL COUNTS	VIOLATIONS	ATTEMPTS
750.180	Embezzlement - Financial Institutions	20 ATTEMPTS
750.1814B	Embezzlement - Jointly Held Prop Betw \$1K and <\$20K	5 ATTEMPTS
750.183	Aid Escape of & Rescue Prisoner	7 ATTEMPTS
750.183-A	Escape-Aiding Prisoner-Felony	7 ATTEMPTS
750.186A	Escape from Juvenile Facility	4 ATTEMPTS
750.188	Escape - Allowed by Officer/Guard	LIFE ATTEMPTS
750.193	Break, Escape or Attempt to Break, Escape Prison	5 ATTEMPTS
750.195	Escape - From Jail Sentence	4 ATTEMPTS
750.1951	Escape from Misdemeanor Jail Sentence	2 ATTEMPTS
750.1952	Escape - From Felony Jail Sentence	4 ATTEMPTS
750.197C	Assault Employee and/or Jail Through Violence	4 ATTEMPTS
750.197CA	Assault Prison Employee	4 ATTEMPTS
750.197CB	Escape - Jail Through Violence	4 ATTEMPTS
750.1971	Escape Awaiting Trial For Misdemeanor	2 ATTEMPTS
750.1972	Escape - Awaiting Trial for Felony	4 ATTEMPTS
750.199A	Absconding or Forfeiting Bond	4 ATTEMPTS
750.200J1C	Harmful Chemical Device, Poss/Use Cause Injury	10 ATTEMPTS
750.200L	Harmful Device/Substance, False Exposure	5 ATTEMPTS
750.204A	Explosive, Sending w/Int to Frighten	5 ATTEMPTS
750.2042A	Explosive, Send w/Int Injure/Destroy	15 ATTEMPTS
750.2042B	Explosive, Send w/Int Injure/Destroy Property Damage	20 ATTEMPTS
750.205A	Explosive, Delivery w/Intent to Frighten	4 ATTEMPTS
750.206	Explosive, Place w/Int to Damage	25 ATTEMPTS
750.2072A	Explosives - Place Near Property	15 ATTEMPTS
750.2072B	Explosives, Place Near Prop, Cause Property Damage	20 ATTEMPTS
750.209	Explosives - Place Offensive Subs w/Int Alarm/Inj/Destroy	LIFE ATTEMPTS

Total Cases	Prison 33%	Probation 49%	Jail* 13%	Other** 5%
52,293	17,260	25,397	6,848	2,788
8,850	1,203	5,979	1,241	427
5		4		1
4		4		
1		1		
1		1		
2		2		
15	4	5	4	2
3	1	2		
1	1			
100	89	5	6	
4	4			
1			1	
1			1	
19	1	8	10	
1			1	
35	15	5	15	
2		1	1	
21	17	1	2	1
17	11	3	2	1
65	53	5	7	
13	7	3	3	
3	1	1	1	
5	1	1	3	
34	24	6	4	
3	2	1		
75	31	22	22	
15	3	3	9	
1		1		
2	1		1	
2	1			1
1		1		
1			1	
3		2		1
2	2			
1		1		

NOTE: Be sure to check for related offense codes when examining a particular type of crime. They may or may not be in sequential order or even on the same page.

A2 2002 Criminal Court Dispositions by Offense and Type of Disposition — All Offenses

Page Eleven of Twenty-three

Compiled Laws	Offense	Maximum
TOTAL COUNTS	VIOLATIONS	ATTEMPTS
750.209-A	Explosives - Poss w/Intent to Terrorize	10
750.209-B	Explosives - Place Offensive Subs w/Int To Alarm	5
750.2102A	Explosives - Poss Bomb w/Unlawful Intent	15
750.211A	Explosives - Poss & Use	LIFE
750.211A2A	Explosives - Poss of Molotov Cocktail/Other Expl.	15
750.211A2B	Explosives - Poss Molotov Cocktail Causing Property Damage	20
750.211A2C	Explosives - Poss Molotov Cocktail Cause Injury	25
750.211A2D	Explosives - Poss Molotov Cocktail Cause Serious Injury	LIFE
750.213	Extortion	20
750.218	False Pretenses w/Int to Defraud	10
750.218-B	False Pretenses - Over \$100	10
750.2183A	False Pretenses - Betw \$200 & <\$1K	1
750.2184A	False Pretenses - \$1,000 or More, Less Than \$20,000	5
750.2184B	False Pretenses - Between \$200 - \$1K 2nd Offense	5
750.2185A	False Pretenses - \$20K or More	10
750.219AB	Telephone-Obtain Serv False ID Over \$100	4
750.219A2C1	Telephone - Avoid Payment Betw \$1K & <\$20K	5
750.219E	Financial Institution, Unauthorized Credit Application	4
750.224	Weapons, Dangerous Weapon Sale/Poss	5
750.224A	Weapon, Taser, Poss or Sale	4
750.224B	Weapon, Short-Barrel Shotgun/ Rifle	5
750.224D2	Weapon, Chemical Type	2
750.224F	Weapon-Firearm, Poss by Felon	5
750.2241-A	Weapon, Dangerous Weapon - Misc	5
750.2241-B	Weapon, Dangerous Weapon - Gas Eject Device	5
750.226	Carry Weapon w/Unlawful Intent	5

Total Cases	Prison 33%	Probation 49%	Jail* 13%	Other** 5%
52,293	17,260	25,397	6,848	2,788
8,850	1,203	5,979	1,241	427
1	1			
2		1	1	
2	1	1		
1	1			
6	3	2		1
3	1	2		
2	1	1		
3		3		
2	2			
1	1			
14	11	1	1	1
10	3	4	2	1
13	3	6	4	
3	1	2		
29	15	9	5	
11	2		8	1
1			1	
147	52	73	14	8
31	9	16	4	2
2	1	1		
30	7	21	2	
8	1	6	1	
1	1			
2		2		
1		1		
15	3	10	2	
1		1		
19	7	8	4	
4	2		2	
36	4	18	7	7
15		10	2	3
73	24	33	12	4
14	3	10		1
5		2	1	2
2		2		
928	653	200	63	12
34	7	17	10	
45	9	16	9	11
10		6	4	
9	3	4	1	1
1		1		
61	23	27	6	5
10	1	8	1	

NOTE: Be sure to check for related offense codes when examining a particular type of crime. They may or may not be in sequential order or even on the same page.

A2 2002 Criminal Court Dispositions by Offense and Type of Disposition — All Offenses

Page Twelve of Twenty-three

Compiled Laws	Offense	Maximum
TOTAL COUNTS	VIOLATIONS	ATTEMPTS
750.226A	Knife Open w/Mechanical Device	1
750.227	Carrying Concealed Weapons	5
750.227A	Weapons - Firearms - Unlawful Poss By Sec. Guard	4
750.227B	Felony Firearm	10
750.227B-A	Weapons - Felony Firearm	2
750.227B-B	Weapons - Felony Firearm - 2nd Offense	5
750.227C	Poss of Loaded Firearm in Vehicle	2
750.227F	Body Armor - Wear During Violent Crime	4
750.227G9A	Body Armor - Poss/Use by Violent Felon	4
750.230	Weapons - Firearms, Alterating ID Marks	2
750.232A3	Weapons - Firearms, False App	4
750.234	Firearm, Discharge/Aim w/o Malice	1
750.234A	Firearm, Discharge from a Vehicle	4
750.234B	Firearm, Discharge In/At Dwelling	4
750.234C	Firearm, Discharge at Police Vehicle	4
750.2411	Fireman - Obstructing	4
750.248	Forgery of Records, Other Instruments	14
750.248A	Financial Transaction Device - Utter & Publish	4
750.249	Uttering & Publishing	14
750.249A	Financial Transaction Device - Forgery	4
750.250	Forgery of State Warrant	7
750.251	Forgery of Bank Bills/Promissory Notes	7
750.252	Counterfeit Notes Poss w/Int to Utter & Publish	7
750.253	Uttering & Publishing Counterfeit Bills or Notes	5
750.254	Forged Bills, Notes, Possession w/Int to Utter & Publish	5
750.255	Counterfeiting - Possession of Tools	10

Total Cases	Prison 33%	Probation 49%	Jail* 13%	Other** 5%
52,293	17,260	25,397	6,848	2,788
8,850	1,203	5,979	1,241	427
3		1	2	
1,354	359	693	198	104
646	39	497	65	45
4	1	3		
58	40	17		1
444	358	78	6	2
25	6	14	3	2
9	8	1		
61	8	40	8	5
8		6	1	1
4	2	1	1	
2			2	
1			1	
4	1	2		1
1		1		
1		1		
21	14	4	3	
2		2		
76	51	18	6	1
9	1	4	2	2
3	3			
1			1	
266	75	129	27	35
40	3	25	9	3
4	1	3		
7	1	2	2	2
1,946	545	979	303	119
608	85	403	96	24
5	3	1		1
9	1	3	4	1
1				1
7	2	2		3
2		1	1	
1				1
38	4	16	10	8
7		5	1	1
23	4	11	4	4
4	1	3		
1		1		
1		1		

NOTE: Be sure to check for related offense codes when examining a particular type of crime. They may or may not be in sequential order or even on the same page.

A2 2002 Criminal Court Dispositions by Offense and Type of Disposition — All Offenses

Page Thirteen of Twenty-three

Compiled Laws	Offense	Maximum
TOTAL COUNTS	VIOLATIONS	ATTEMPTS
750.260	Counterfeiting - Coins/Poss of More than 5	LIFE
750.261	Counterfeiting - Coins/Poss of Less than 5	10
750.2633	Counterfeiting - Del/Poss w/False ID Mark 2nd Offense	5
750.273	Signature, Obtain w/Int to Defraud	10
750.280	Gross Frauds & Cheats at Common Law	10
750.282	Public Utility - Fraudulent Use	4
750.285	Obtain Personal Identity Info w/o Permission	5
750.300A1B	Food Stamps - Fraud Between \$200 - \$1K	5
750.300A1C	Food Stamps - Fraud Over \$1,000	10
750.303	Gaming Room for Hire or Gain	2
750.316	First Degree Murder	LIFE
750.316-A	Murder - 1st Degree - Premeditated	LIFE
750.316-B	Murder - Felony	LIFE
750.316-C	Murder - Open - Statutory Short Form	LIFE
750.317	Second Degree Murder	LIFE
750.321	Manslaughter	15
750.321-A	Manslaughter - Statutory Short Form	15
750.321-C	Manslaughter - Involuntary	15
750.321-E	Manslaughter with Motor Vehicle	15
750.324	Negligent Homicide	2
750.329	Death, Firearm without Malice	15
750.329A	Suicide - Assisting	5
750.338	Gross Indecency Between Males - Commit/Procure	5
750.338B	Gross Indecency Male and Female - Commit/Procure	5
750.349	Kidnapping	LIFE
750.350	Kidnapping - Child Enticement	LIFE

Total Cases	Prison 33%	Probation 49%	Jail* 13%	Other** 5%
52,293	17,260	25,397	6,848	2,788
8,850	1,203	5,979	1,241	427
1	1			
2		1		1
3		2	1	
1		1		
2		1	1	
1		1		
1			1	
2		1	1	
50	11	34	3	2
3		3		
1		1		
1	1			
1			1	
25	25			
118	118			
1	1			
89	89			
5	5			
1	1			
241	241			
31	27	4		
21	19	2		
1		1		
29	22	6	1	
17	15	2		
2		2		
92	7	64	5	16
2		1	1	
2	1	1		
1				
2	1		1	
14	2	9	3	
4		3	1	
21	6	9	6	
1			1	
35	32	3		
9	4	3	2	
5	4	1		
4	2	1		1

NOTE: Be sure to check for related offense codes when examining a particular type of crime. They may or may not be in sequential order or even on the same page.

A2 2002 Criminal Court Dispositions by Offense and Type of Disposition — All Offenses

Page Fourteen of Twenty-three

Compiled Laws	Offense	Maximum
TOTAL COUNTS	VIOLATIONS	
	ATTEMPTS	
750.350A1	Kidnapping - Custodial Interference	13 mo
	ATTEMPTS	
750.356	Larceny	10
	ATTEMPTS	
750.356-A	Larceny - Over \$100	5
	ATTEMPTS	
750.356-B	Larceny \$100 or Less	MISD
	ATTEMPTS	
750.356A	Larceny, Motor Vehicle	10
	ATTEMPTS	
750.356A-A	Larceny - From a Motor Vehicle	5
	ATTEMPTS	
750.356A-B	Breaking and Entering - A Vehicle	5
	Steal Prop. Over \$5	ATTEMPTS
750.356A-C	Breaking and Entering - A Vehicle	5
	(with Damage)	ATTEMPTS
750.356A1	Larceny - From a Motor Vehicle	5
	ATTEMPTS	
750.356A2A	Breaking and Entering - A	MISD
	Vehicle Steal Prop.	ATTEMPTS
750.356A2B1	B&E Vehicle - Steal Betw \$200-\$1K	1
	ATTEMPTS	
750.356A2C1	Breaking and Entering - A Vehicle	5
	Steal Prop. \$1K - <\$20K	ATTEMPTS
750.356A2D1	Breaking and Entering - A Vehicle	10
	Steal Prop. \$20K+	ATTEMPTS
750.356A3	Breaking and Entering - A Vehicle	5
	(with Damage)	ATTEMPTS
750.356B	B & E Coin Operated Telephone	4
	ATTEMPTS	
750.356C	Retail Fraud - 1st Degree	5
	ATTEMPTS	
750.356D	Retail Fraud - 2nd Degree	1
	ATTEMPTS	
750.356D4	Retail Fraud - 3rd Degree	MISD
	ATTEMPTS	
750.3562A	Larceny - \$20,000 or More	10
	ATTEMPTS	
750.3563A	Larceny - \$1,000 Or More But	5
	Less Than \$20,000	ATTEMPTS
750.3563B	Larceny - \$200 Or More But Less	5
	Than \$1,000 - 2nd	ATTEMPTS
750.357	Larceny from Person	10
	ATTEMPTS	
750.357A	Larceny Livestock	4
	ATTEMPTS	
750.357B	Firearms, Stealing of Another	5
	ATTEMPTS	
750.360	Larceny in Building	4
	ATTEMPTS	
750.362	Larceny By Conversion	10
	ATTEMPTS	

Total	Prison	Probation	Jail*	Other**
Cases	33%	49%	13%	5%
52,293	17,260	25,397	6,848	2,788
8,850	1,203	5,979	1,241	427
3		3		
32	8	17	7	
3	1	2		
13	3	6	4	
3			3	
1		1		
63	17	21	18	7
16	3	11	2	
8	2	1	5	
17	5		12	
1	1			
14	3	2	8	1
477	91	214	59	113
75	6	49	10	10
1			1	
4	4			
54	14	30	3	7
5		3	2	
7	1	5	1	
365	74	199	46	46
60	10	40	6	4
11	2	9		
9	3	5		1
775	230	304	213	28
57	9	23	20	5
4	2	1	1	
1			1	
13	3	5	4	1
4		3		1
229	46	122	27	34
66	5	45	8	8
16	3	7	4	2
2			1	1
365	131	163	44	27
65	20	33	12	
2		1		1
4		1	1	2
67	24	31	6	6
5	2	1	1	1
1,466	302	739	265	160
425	37	257	91	40
11	1	7	3	
1			1	

NOTE: Be sure to check for related offense codes when examining a particular type of crime. They may or may not be in sequential order or even on the same page.

A2 2002 Criminal Court Dispositions by Offense and Type of Disposition — All Offenses

Page Fifteen of Twenty-three

Compiled Laws	Offense	Maximum
TOTAL COUNTS	VIOLATIONS ATTEMPTS	
750.362-A	Larceny - By Conversion Over \$100	5
750.362A	Fail to Return Rented Property	10
750.362AA	Failure to Return Rented Property Over \$100	2
750.362A2A	Failure to Return Rented Property Over \$20,000	10
750.362A3A	Failure to Return Rented Property Betw \$1K & <\$20K	5
750.3622A	Larceny by Conversion \$20K+	10
750.3623A	Larceny - By Conversion Betw \$1K and <\$20K	5
750.363	Larceny by False Personation	10
750.3633A	Larceny by False Personation Betw \$1K & <\$20K	5
750.372	Operate/Organize Illegal Lottery	MISD
750.377	Malicious Destruction of Animals	4
750.377A	Malicious Destruction of Personal Property	10
750.377AA	Malicious Destruction of Personal Property Over \$100	4
750.377A1A1	Malicious Destruction of Personal Property \$20K+	10
750.377A1B1	Mal Destr. of Personal Property Betw \$1K & <\$20K	5
750.377A1C1	Mal Destr. of Personal Property Betw \$200 & <\$1K	MISD
750.377A1D	Malicious Destruction of Personal Property <\$200	MISD
750.377B	Mal Destr. Police or Fire Dept Property	4
750.377C	Malicious Destruction of School Bus Intentional	5
750.378	Malicious Destruction of Dams/Reservoir	4
750.379	Malicious Destruction of Bridges/Railroads/Locks	4
750.380	Malicious Destruction of Building	10
750.380A	Malicious Destruction of Building Over \$100	4
750.3802A	Malicious Destruction of Building Over \$20K	10
750.3803A	Malicious Destruction of Building Betw \$1K & <\$20K	5
750.3803B	Mal Destr. of Building Betw \$200 and <\$1K, 2nd Offense	5

Total Cases	Prison 33%	Probation 49%	Jail* 13%	Other** 5%
52,293	17,260	25,397	6,848	2,788
8,850	1,203	5,979	1,241	427
8	2	2	4	
3		1	2	
3	2		1	
2		1	1	
1	1			
12		10	2	
21	2	16	2	1
4		4		
11	3	4	2	2
2	1	1		
87	21	52	14	
18	3	12	2	1
1		1		
6	2	3		1
1		1		
1		1		
2	1	1		
2		2		
13	2	2	8	1
3		1	2	
24	7	4	12	1
4	1	1	2	
7	1	4		2
226	40	119	15	52
47	4	31	5	7
1	1			
1		1		
223	81	100	34	8
80	8	57	11	4
5			2	3
1			1	
1		1		
4	1	2	1	
7	1	1	4	1
5	3		2	
4		2		2
63	16	28	3	16
13	1	8	3	1
3		2	1	

NOTE: Be sure to check for related offense codes when examining a particular type of crime. They may or may not be in sequential order or even on the same page.

A2 2002 Criminal Court Dispositions by Offense and Type of Disposition — All Offenses

Page Sixteen of Twenty-three

Compiled Laws	Offense	Maximum
TOTAL COUNTS	VIOLATIONS ATTEMPTS	
750.3804A	Malicious Destruction of Building Betw \$200 & <\$1K	1
750.3805	Malicious Destruction of Building Under \$200	MISD
750.3821C1	Malicious Destr. - Trees, etc. Betw \$1K & <\$20K	5
750.383A	Malicious Destruction of Utility Property	4
750.3875A	Malicious Destr. Tombs/Memorials Betw \$1K & <\$20K	5
750.397	Mayhem w/Int Disfigure/Maim	10
750.397A	Food - Place Harmful Objects In	10
750.411A1B	False Report of a Felony	4
750.411A2	False Bomb Threat	10
750.411A3A	False Report/Threat - Bomb, Harmful Materials	4
750.411H	Stalking	1
750.411H2B	Stalking a Minor	5
750.411I	Stalking, Aggravated	5
750.411M	Money Laundering - 3rd Degree	5
750.411O	Money Laundering - 1st Degree	20
750.411S2A	Computers, Post Harass/Threat Message	2
750.411S2B	Computers, Post Harass/Threat Message Agg Circumstance	5
750.413	Unlawfully Driving Away an Automobile	5
750.414	Unlawful Use Auto w/o Intent to Steal	2
750.415	MV Conceal or Misrep ID w/Intent (Misd. or Felony)	10
750.4152	MV Conceal or Misrep ID w/Intent to Mislead (Felony)	4
750.4156	MV Buy/Sell Autos, Parts w/Altered ID	10
750.417	MV - Mortgaged, Unlawful Removal From State	4
750.422	Perjury, Court Proceeding	15
750.423	Perjury - Wilfully Swear Falsely (Not Court Proceeding)	15
750.424B	Perjury - Subornation, Court Proceeding	15

Total Cases	Prison 33%	Probation 49%	Jail* 13%	Other** 5%
52,293	17,260	25,397	6,848	2,788
8,850	1,203	5,979	1,241	427
22	2	12	8	
1	1			
10	2	5		3
2		1		1
1			1	
5	3	1	1	
1		1		
1		1		
1		1		
196	22	113	33	28
64	2	38	19	5
10	1	8		1
5	2	2		1
19	4	9	2	4
4		3	1	
2		1	1	
1		1		
172	58	99	13	2
21	5	13	3	
1		1		
2	2			
5		3		2
1		1		
958	313	409	157	79
171	36	95	35	5
28		18	9	1
4		3	1	
26	6	15	3	2
3		3		
1		1		
1	1			
4		2	1	1
7	1	5	1	
1			1	
2		2		

NOTE: Be sure to check for related offense codes when examining a particular type of crime. They may or may not be in sequential order or even on the same page.

A2 2002 Criminal Court Dispositions by Offense and Type of Disposition — All Offenses

Page Seventeen of Twenty-three

Compiled Laws	Offense	Maximum
TOTAL COUNTS	VIOLATIONS	
	ATTEMPTS	
750.425	Incite or Procure to Commit Perjury	5
750.425-B	Incite/Procure Perjury - Court Proceeding	5
750.4361	Poison, Food/Drink/Medicine/Wells	5
750.439	Polygamy	4
750.451	Prostitution	2
750.451-B	Prostitution - 3rd Offense	2
750.452	Keeping House of Ill Fame	5
750.455	Prostitution/Pandering	20
750.457	Accept Earnings of Prostitute	20
750.459	Prostitution - Transporting Female (perhaps compel)	20
750.479	Obstruct/Resist Public Officer Serving/Executing Process	20
750.479-A	Public Officer -Resist & Obstruct Serve Process/Order	2
750.479-B	Police Officer - Resist & Obstruct	2
750.479A	Police Officer - Fleeing	15
750.479A-B	Peace Officer - Resist Arrest Injury Inflicted	2
750.479A2	Police Officer - Fleeing - 4th Degree	2
750.479A3	Police Officer - Fleeing 3rd Degree	5
750.479A4-A	Police Officer - Fleeing (Penal Code) - 2nd Degree	10
750.479A5	Police Officer - Fleeing (Penal Code) Death Resulting	15
750.479A5-A	Police Officer - Fleeing (Penal Code) - 1st Degree	15
750.479B	Peace Officer, Disarming	10
750.479B1	Peace Officer, Disarming Non-Firearm	4
750.479B2	Peace Officer - Disarming Firearm	10
750.4792	Public Officer -Resist & Obstruct Official Duties	2
750.483A2B	Interference Crime Report - Threaten Inj/Death	10
750.483A4B	Interference Police Investigation- Crime, Threaten Inj/Death	10

Total Cases	Prison 33%	Probation 49%	Jail* 13%	Other** 5%
52,293	17,260	25,397	6,848	2,788
8,850	1,203	5,979	1,241	427
2		1	1	
2	1		1	
1		1		
1		1		
5		1	4	
52	14	12	24	2
4		2		2
4	2	2		
5	2	3		
5	5			
362	100	169	82	11
58	2	33	21	2
11	2	6	2	1
6		4	2	
1,073	269	468	284	52
142	5	77	58	2
4		2	2	
39	10	22	6	1
2	1		1	
319	72	150	81	16
30		20	10	
582	237	239	87	19
42	10	26	4	2
14	9	4	1	
1			1	
1	1			
3	2			1
236	84	91	52	9
24		13	9	2
2		1	1	
6	1	4	1	
24	13	8	2	1
14	6	8		
1	1			
5	4	1		
2		2		
1			1	
1		1		

NOTE: Be sure to check for related offense codes when examining a particular type of crime. They may or may not be in sequential order or even on the same page.

A2 2002 Criminal Court Dispositions by Offense and Type of Disposition — All Offenses

Page Eighteen of Twenty-three

Compiled Laws	Offense	Maximum
TOTAL COUNTS		VIOLATIONS ATTEMPTS
750.483A6A	Tamper with Evidence	4
	ATTEMPTS	
750.483A6B	Tamper with Evidence, Case Max >10 years	10
	ATTEMPTS	
750.49	Animals - Fighting/Shooting/Baiting	4
	ATTEMPTS	
750.49-A	Animals - Fighting	4
	ATTEMPTS	
750.49-B	Animals, Attending Fight	4
	ATTEMPTS	
750.49-C	Animals - Fighting, Poss of Equipment	4
	ATTEMPTS	
750.490	Unlawful Use of Public Funds	2
	ATTEMPTS	
750.491	Mutilating/Removing Public Records	2
	ATTEMPTS	
750.492A1A	Medical Records - False Info on Charts - Care Provider	4
	ATTEMPTS	
750.50B	Animals, Killing/Torturing	4
	ATTEMPTS	
750.50C2	Police Animal - Kill/Injure	5
	ATTEMPTS	
750.50C7	Police Animal - Injure/Harass While Commit Crime	2
	ATTEMPTS	
750.505	Common Law Offense, No Express Penalty	5
	ATTEMPTS	
750.505-A	Obstruction of Justice	5
	ATTEMPTS	
750.505-B	Accessory After the Fact to Felony	5
	ATTEMPTS	
750.505C	Common Law Offenses	5
	ATTEMPTS	
750.520	Criminal Sexual Conduct (CSC)	LIFE
	ATTEMPTS	
750.520B	CSC - 1st Degree Multiple Variables	LIFE
	ATTEMPTS	
750.520B1A	CSC - 1st Degree - Person Under 13	LIFE
	ATTEMPTS	
750.520B1B	CSC - 1st Degree - Relationship	LIFE
	ATTEMPTS	
750.520B1C	CSC - 1st Degree - During Felony	LIFE
	ATTEMPTS	
750.520B1E	CSC - 1st Degree - Weapon Used	LIFE
	ATTEMPTS	
750.520B1F	CSC - 1st Degree - Personal Injury	LIFE
	ATTEMPTS	
750.520B1G	CSC - 1st Degree - Injury to Incap. Victim	LIFE
	ATTEMPTS	
750.520B1H	CSC - 1st Degree - Mentally Disabled-Relation	LIFE
	ATTEMPTS	
750.520C	CSC, 2nd Degree Multiple Variables	15
	ATTEMPTS	

Total Cases	Prison 33%	Probation 49%	Jail* 13%	Other** 5%
52,293	17,260	25,397	6,848	2,788
8,850	1,203	5,979	1,241	427
1		1		
1	1			
2		1	1	
8		6	1	1
1			1	
2			2	
4		1	3	
3		3		
1			1	
1			1	
1	1			
2		1	1	
1		1		
31	7	17	5	2
6		5	1	
1	1			
5	4	1		
1		1		
4	1	2		1
21	7	8	4	2
5	3	2		
81	16	45	12	8
12		3	6	3
2		2		
8	6	2		
2	2			
89	89			
12	6	4	2	
212	210		2	
11	6	5		
44	44			
3	2	1		
14	14			
1	1			
11	11			
16	16			
1	1			
2	2			
1	1			
138	76	55	7	
25	8	15	2	

NOTE: Be sure to check for related offense codes when examining a particular type of crime. They may or may not be in sequential order or even on the same page.

A2 2002 Criminal Court Dispositions by Offense and Type of Disposition — All Offenses

Page Nineteen of Twenty-three

Compiled Laws	Offense	Maximum
TOTAL COUNTS		VIOLATIONS ATTEMPTS
750.520C1A	CSC - 2nd Degree - Person Under 13	15
750.520C1B	CSC - 2nd Degree - Relationship	15
750.520C1C	CSC - 2nd Degree - During Felony	15
750.520C1D	CSC - 2nd Degree - Accomplices	15
750.520C1E	CSC - 2nd Degree - Weapon Used	15
750.520C1F	CSC - 2nd Degree - Personal Injury	15
750.520C1G	CSC - 2nd Degree - Injury to Incap. Victim	15
750.520C1H	CSC - 2nd Degree - Mentally Disabled-Relation	15
750.520D	CSC, 3rd Degree Multiple Variables	15
750.520D1A	CSC - 3rd Degree - Person 13 Through 15	15
750.520D1B	CSC - 3rd Degree - Force or Coercion	15
750.520D1C	CSC - 3rd Degree - Incapacitated Victim	15
750.520D1D	CSC - 3rd Degree - Incest	15
750.520E	CSC, 4th Degree Multiple Variables	2
750.520E1A	CSC - 4th Degree - Force or Coercion	2
750.520E1A-A	CSC - 4th Degree - Victim 13 Through 15	2
750.520E1B	CSC - 4th Degree - Incapacitated Victim	2
750.520E1G	CSC - 4th Degree - Incest	2
750.520F	CSC - 2nd Offense	LIFE
750.520G	CSC - Assault with Intent to Commit CSC	10
750.520G1	CSC - Assault with Intent to Commit Sexual Penetration	10
750.520G2	CSC - Assault with intent to Commit CSC, 2nd Degree	5
750.529	Robbery Armed	LIFE
750.529A	Car Jacking	LIFE
750.530	Robbery Unarmed	15
750.531	Robbery, Bank/Safe/Vault	LIFE

Total Cases	Prison 33%	Probation 49%	Jail* 13%	Other** 5%
52,293	17,260	25,397	6,848	2,788
8,850	1,203	5,979	1,241	427
384	255	113	9	7
64	25	37	2	
74	39	32	3	
14	5	8	1	
10	8	2		
3		2	1	
4	2	2		
11	4	6		1
4		4		
2	1	1		
1	1			
6	4	1		1
91	83	4	1	3
26	11	9	4	2
243	192	19	12	20
134	38	77	14	5
73	66	2	4	1
22	6	11	5	
9	7	1	1	
5	4		1	
13	13			
2		1	1	
196	34	128	26	8
12	1	8	3	
271	66	161	36	8
21		15	6	
130	26	82	16	6
3		3		
29	3	20	4	2
2		1	1	
15	1	10	4	
7	7			
3	2	1		
166	97	59	9	1
2		1	1	
63	22	36	5	
2		2		
796	792	3	1	
35	13	17	2	3
118	117		1	
8	8			
510	309	150	33	18
49	17	26	6	
8	7	1		
4	3	1		

NOTE: Be sure to check for related offense codes when examining a particular type of crime. They may or may not be in sequential order or even on the same page.

A2 2002 Criminal Court Dispositions by Offense and Type of Disposition — All Offenses

Page Twenty of Twenty-three

Compiled Laws	Offense	Maximum
TOTAL COUNTS	VIOLATIONS	ATTEMPTS
750.531-A	Bank Robbery	LIFE
	ATTEMPTS	
750.531-B	Safe Breaking	LIFE
	ATTEMPTS	
750.532	Seduction	5
	ATTEMPTS	
750.535	Stolen Property - Receiving and Concealing	10
	ATTEMPTS	
750.535-A	Stolen Property - Receiving & Concealing Over \$100	5
	ATTEMPTS	
750.535A	Motor Vehicles - Operating a Chop Shop	10
	ATTEMPTS	
750.535A2	Motor Vehicles - Operating a Chop Shop	10
	ATTEMPTS	
750.535B	Weapons, Firearms - Receiving & Concealing	10
	ATTEMPTS	
750.5352	Stolen Property - Receiving/Concealing	10
	ATTEMPTS	
750.5352A	Stolen Property - Rec & Conc \$20K+	10
	ATTEMPTS	
750.5352B	Stolen Prop - Rec & Conc Betw \$1K & <\$20K 3rd Off	10
	ATTEMPTS	
750.5353A	Stolen Property - Rec & Conc Betw \$1K & <\$20K	5
	ATTEMPTS	
750.5353B	Stolen Prop - Rec & Conc Betw \$200 & <\$1K, 2nd Offense	5
	ATTEMPTS	
750.5354A	Stolen Prop - Rec & Conc Betw \$200 & <\$1K	1
	ATTEMPTS	
750.539C	Eavesdropping Upon Private Conversation	2
	ATTEMPTS	
750.539D	Eavesdropping - Installing Device	2
	ATTEMPTS	
750.539F	Eavesdropping - Manufac/Poss Device	2
	ATTEMPTS	
750.540	Cut, Break, Tap Wire or Cable	2
	ATTEMPTS	
750.540C1	Telephone - Counterfeit Device Avoid Payment	4
	ATTEMPTS	
750.72	Burning Dwelling House	20
	ATTEMPTS	
750.72-A	Arson - Dwelling House	20
	ATTEMPTS	
750.72-B	Arson - Dwelling House Curtilage	20
	ATTEMPTS	
750.73	Arson - Real Property	10
	ATTEMPTS	
750.74	Arson - Personal Property	10
	ATTEMPTS	
750.74B	Arson - Personal Property Over \$50	4
	ATTEMPTS	
750.741C1	Arson - Real/Personal Property Betw \$1K & <\$20K	5
	ATTEMPTS	

Total Cases	Prison 33%	Probation 49%	Jail* 13%	Other** 5%
52,293	17,260	25,397	6,848	2,788
8,850	1,203	5,979	1,241	427
71	58	12	1	
1	1			
30	20	7	3	
6	3	2	1	
21	1	10	2	8
2	1	1		
29	11	9	9	
4		2	2	
45	17	8	20	
4	2	1	1	
43	8	22	13	
8	2	6		
38	6	31		1
5		5		
57	23	24	9	1
18	5	9	4	
1		1		
227	65	131	20	11
36	8	25	2	1
4	4			
1,684	370	1,051	147	116
259	26	178	27	28
10	7	3		
1		1		
1			1	
1		1		1
11	1	10		
1		1		
2		2		
64	10	33	20	1
9		7	2	
3		3		
1		1		
17	12	3	2	
5		3	1	1
60	36	17	4	3
27	6	17	4	
9	8	1		
2		2		
68	18	40	4	6
17	5	10	1	1
1		1		
3	3			
1		1		
50	10	31	2	7
9		8		1

NOTE: Be sure to check for related offense codes when examining a particular type of crime. They may or may not be in sequential order or even on the same page.

A2 2002 Criminal Court Dispositions by Offense and Type of Disposition — All Offenses

Page Twenty-one of Twenty-three

Compiled Laws	Offense	Maximum
TOTAL COUNTS	VIOLATIONS	ATTEMPTS
750.741D1	Arson - Personal Property \$20K+	10
750.75	Arson - Insured Property	10
750.77	Arson - Preparing to Burn	10
750.77-B	Arson - Prepare to Burn Real or Personal Prop >\$50	4
750.771C1	Arson - Prepare to Burn Property Betw \$1K & <\$20K	5
750.771D1	Arson - Prepare to Burn Prop \$20K+	10
750.78	Arson - Setting Fire to Woods/Prairies/Grounds	4
750.81	Assault or Assault and Battery	MISD
750.81A	Assault - Aggravated	1
750.81A3	Domestic Violence - Aggravated 2nd Offense	2
750.81C2	Assault & Battery - Against FIA Employee	2
750.81D1	Resist/Obstruct/Assault Peace Officer	2
750.81D2	Resist/Obstruct/Assault Peace Officer - Cause Inj	4
750.81D3	Resist/Obstruct/Assault Peace Officer - Cause Serious Inj	15
750.812	Domestic Violence	MISD
750.813	Domestic Violence 2nd Offense	1
750.814	Domestic Violence 3rd Offense	2
750.82	Felonious Assault	4
750.83	Asslt W/Int to Commit Murder	LIFE
750.84	Asslt W/Int Gr Bod Hrm Less Murder	10
750.86	Assault W/Intent to Maim	10
750.87	Asslt W/Intent to Commit Felony	10
750.88	Asslt W/Intent to Rob & Steal Unarmed	15
750.89	Asslt W/Intent to Rob & Steal Armed	LIFE
750.90A	Pregnant Individual - Assault Causing Miscarriage	LIFE
750.90CA	Miscarriage - Gross Negligence Against Pregnant Individual	15

Total Cases	Prison 33%	Probation 49%	Jail* 13%	Other** 5%
52,293	17,260	25,397	6,848	2,788
8,850	1,203	5,979	1,241	427
8	4	3	1	
2	1	1		
24	3	16	1	4
3	2	1		
1		1		
1			1	
1		1		
19	6	8	3	2
5		4	1	
11	2	8	1	
5		3	1	1
1				1
2		2		
3		2	1	
34	10	15	8	1
6	3	2	1	
99	29	49	16	5
14	1	8	4	1
15	7	4	3	1
3		2	1	
1	1			
4			4	
1		1		
337	89	151	92	5
3		1	2	
1,850	609	922	219	100
360	43	243	57	17
235	233	2		
5	4	1		
626	373	212	35	6
46	19	23	4	
2	1	1		
1		1		
6	2	2	2	
6		3		3
62	31	25	2	4
6	2	4		
160	150	8	2	
10	3	7		
1	1			
1	1			

NOTE: Be sure to check for related offense codes when examining a particular type of crime. They may or may not be in sequential order or even on the same page.

A2 2002 Criminal Court Dispositions by Offense and Type of Disposition — All Offenses

Page Twenty-two of Twenty-three

Compiled Laws	Offense	Maximum
TOTAL COUNTS	VIOLATIONS	
	ATTEMPTS	
750.90DA	Miscarriage - OUIL Accident Against Pregnant Individual	15 ATTEMPTS
750.90E	Miscarriage - Neg Operate MV Against Pregnant Individual	2 ATTEMPTS
750.91	Attempt to Murder	LIFE ATTEMPTS
750.92	Attempt Commit Crime	10 ATTEMPTS
752.1003	False Health Care Claims	4 ATTEMPTS
752.10031	Health Care Fraud - False Claim	4 ATTEMPTS
752.10032	Health Care Fraud - Medically Unnecessary Treatment	4 ATTEMPTS
752.10033	Health Care Fraud - False Statement	4 ATTEMPTS
752.10542	Copy Audio/Video For Gain - Felony	5 ATTEMPTS
752.191	Felonious Driving	2 ATTEMPTS
752.272A2C	Nitrous Oxide - Illegal Sale/Use 3rd Off	4 ATTEMPTS
752.541	Riot	10 ATTEMPTS
752.542	Incite to Riot	10 ATTEMPTS
752.542A	Riot - Causing in Prison	10 ATTEMPTS
752.543	Unlawful Assembly	5 ATTEMPTS
752.794B	Computers, Access to Defraud over \$100	10 ATTEMPTS
752.795	Computers, Alter, Damage, Destroy	10 ATTEMPTS
752.796C	Computers, Use to Commit Crime	5 ATTEMPTS
752.796D	Computers-Commit Crime Betw \$1K & <\$20K	5 ATTEMPTS
752.797	Computers-Use to Commit Crime	20 ATTEMPTS
752.7971C1	Computers-Commit Crime Betw \$1K & <\$20K	5 ATTEMPTS
752.7972A	Computers-Unauthorized Access	5 ATTEMPTS
752.7973A	Computers-Use to Commit Crime, Penalty <1 year	1 ATTEMPTS
752.7973C	Computers-Use to Commit Crime, Penalty Betw 2-4 Yr	4 ATTEMPTS
752.7973D	Computers-Use to Commit Crime, Penalty Betw 4-10 Yr	7 ATTEMPTS
752.7973E	Computers-Use to Commit Crime Penalty Betw 10-20 Yr	10 ATTEMPTS

Total Cases	Prison 33%	Probation 49%	Jail* 13%	Other** 5%
52,293	17,260	25,397	6,848	2,788
8,850	1,203	5,979	1,241	427
1	1			
1		1		
2	1	1		
4	4			
2			2	
2	1	1		
4				4
3		2	1	
1		1		
3		2		1
5		3	1	1
12		10	2	
9		9		
25	7	17		1
1		1		
2		2		
1				1
2	1	1		
1		1		
1				
1	1			
1		1		
4	1	3		
5		4		1
5		3		2
2	2			
1	1			
12	3	7		2
1	1			

NOTE: Be sure to check for related offense codes when examining a particular type of crime. They may or may not be in sequential order or even on the same page.

A2 2002 Criminal Court Dispositions by Offense and Type of Disposition — All Offenses

Page Twenty-three of Twenty-three

Compiled Laws	Offense	Maximum
TOTAL COUNTS	VIOLATIONS	ATTEMPTS
752.811	Break & Enter - Coin-Operated Device	3
752.811A	Break & Enter - Coin-Operated Device	3
752.811B	Break & Enter - Poss Tool to Open Coin-Operated Device	3
752.861	Weapons - Firearms, Careless Use Causing Injury/Death	2
767A.91B	Prosecutor's Investigative Subpoena - Perjury	LIFE
767.39	Procure, Counsel, Aid, Abet, Comm Crime	LIFE
767.61A	Offense by Sexually Delinquent	LIFE
769.10	Habitual Offender Second Felony	LIFE
769.11	Habitual Offender Third Felony	LIFE
769.12	Habitual Offender Fourth Felony	LIFE
800.2811	Prisons - Furnish Contraband to Prisoner in Prison	5
800.2812	Prisons - Furnish Contraband to Pris Outside Prison	5
800.2813	Prisons - Bringing Contraband Into	5
800.2814	Prisons - Prisoner Possessing Contraband	5
800.2832	Prisons - Furnishing Weapon to Prisoner Outside Prison	5
800.2834	Prisons - Prisoner Possessing Weapon	5
801.2632	Jails - Prisoner Possessing Contraband	5

Total	Prison	Probation	Jail*	Other**
Cases	33%	49%	13%	5%
52,293	17,260	25,397	6,848	2,788
8,850	1,203	5,979	1,241	427
5		3	2	
65	19	32	11	3
10	1	6	3	
1		1		
17	8	7		2
1	1			
1		1		
1	1			
10	7	1	2	
1			1	
12	8	1	3	
15	13	2		
5		2	3	
6	1	2	3	
1		1		
9	3	4	2	
4	2	1	1	
30	25	2	3	
8	7		1	
1			1	
21	21			
7	7			
10	2	4	4	
2		1	1	

NOTES: Be sure to check for related offense codes when examining a particular type of crime. They may or may not be in sequential order or even on the same page.

Includes multiple dispositions per offender.

* Includes Fine, Restitution, and Costs.

** Includes Delayed and Suspended Sentences and HYTA Probation.

SOURCE: Basic Information Reports (BIR).

A2a 2002 Criminal Court Dispositions by Offense and Type of Disposition — Non-Assaultive Offenses

Page One of Thirteen

Compiled Laws	Offense	Maximum
TOTAL COUNTS	VIOLATIONS	ATTEMPTS
21.154	Public Officer Embezzle/Divert Tax	5
	ATTEMPTS	
28.2931	State ID Card - False Application	5
	ATTEMPTS	
28.2951A	State ID Card-Alter/Forged Use To	4
	Commit Felony	ATTEMPTS
28.4229	Weapons - Handgun License	4
	Forgery	ATTEMPTS
28.425B3	Weapons - Handgun False Info	4
	CCW Permit	ATTEMPTS
28.729	Sex Offender - Fail to Register	4
	ATTEMPTS	
28.7291B	Sex Offender - Fail to Register	7
	2nd Offense	ATTEMPTS
168.932E	Election Law - Absentee Ballot	5
	Tamper	ATTEMPTS
168.933	Election Law - Swear Falsely Under Oath	5
	ATTEMPTS	
205.27	Taxes - Defraud/Evade Payment of	15
	ATTEMPTS	
205.271A	Taxes - Fail to File/False Return	5
	ATTEMPTS	
205.4282	Tobacco Products Tax Act Violations	5
	Felony	ATTEMPTS
205.4286	Tobacco Products Tax Act - Unauth	10
	Tax Stamps	ATTEMPTS
257.1355B	Used Car Part Dealer - Falsify Record	2
	ATTEMPTS	
257.233A6	Odometer Tampering	5
	ATTEMPTS	
257.254	MV Code - Intent to Pass False	10
	Title	ATTEMPTS
257.256	Registration/Plates Unlawful Use Of	MISD
	ATTEMPTS	
257.257	License Documents/Plates Forgery	5
	ATTEMPTS	
257.301	Operating No License/Multiple	MISD
	Licenses	ATTEMPTS
257.3107A	Operator's License-Forged w/Int Commit	10
	Crime Max >10yr	ATTEMPTS
257.3109	Operator's License- Poss 2 or More	5
	ATTEMPTS	
257.324	Operating: License Forged/Altered/	MISD
	False ID	ATTEMPTS
257.3291	Insurance Certificates - Poss/Sale of	15
	Stolen/Counterfeit	ATTEMPTS
257.617	Fail to Stop at Accident - Serious	5
	Impairment/Death Rslt	ATTEMPTS
257.624A	Alcohol - Open Container in Motor	MISD
	Vehicle	ATTEMPTS

Total Cases	Prison 29%	Probation 51%	Jail* 13%	Other** 7%
25,732	7,381	13,079	3,390	1,882
4,412	623	2,823	685	281
2		2		
6		4	2	
1		1		
2	1	1		
1		1		
1		1		
1		1		
89	30	37	21	1
52	6	27	19	
2	1	1		
2		2		
1	1			
1		1		
5	1	4		
2		1	1	
1			1	
1			1	
2	1	1		
1		1		
86	21	48	13	4
8	1	5	2	
1		1		
52	5	34	10	3
11		7	3	1
1			1	
1		1		
3		1	2	
12	1	8	3	
48	22	22	3	1
1		1		
2			2	

NOTE: Be sure to check for related offense codes when examining a particular type of crime. They may or may not be in sequential order or even on the same page.

A2a 2002 Criminal Court Dispositions by Offense and Type of Disposition — Non-Assaultive Offenses

Page Two of Thirteen

Compiled Laws	Offense	Maximum
TOTAL COUNTS		VIOLATIONS ATTEMPTS
257.625	Operating Motor Vehicle - Addict or Intox	20 ATTEMPTS
257.625B	M.V. Operate While Impaired	MISD ATTEMPTS
257.6251	Operate - Addict or Intox	5 ATTEMPTS
257.6251-A	Operating - OUIL/Per Se	MISD ATTEMPTS
257.62510C	Operating - OWI - 3rd Offense	5 ATTEMPTS
257.6256	Operating - OUIL/Per Se 3rd (Felony)	5 ATTEMPTS
257.6256-A	Operating a Vehicle - Minor	MISD ATTEMPTS
257.6256B	Operating - OUIL/Per Se/OWI - 2nd Offense	1 ATTEMPTS
257.6256D	Operating - OUIL/Per Se/OWI - 3rd Offense	5 ATTEMPTS
257.6257A1	Operating OUIL/Occupant < 16	1 ATTEMPTS
257.6257A2	Operating OUIL/Occupant < 16, 2nd Offense	5 ATTEMPTS
257.626	Reckless Driving	MISD ATTEMPTS
257.902	Poss & Display of License-Violation	5 ATTEMPTS
257.903	Motor Vehicle Code, False Certification	5 ATTEMPTS
257.9041B	Operate - Allow Suspend, Revoked to Operate	MISD ATTEMPTS
257.9041C	Operate - Allow Suspend/Revoke to Operate - 2nd Offense	1 ATTEMPTS
333.16294	Health Prof - Unauthorized Practice Felony	4 ATTEMPTS
400.60	Welfare Fraud	4 ATTEMPTS
400.601-B	Welfare Fraud - Over \$500	4 ATTEMPTS
400.602	Welfare Fraud Fail to Inform	4 ATTEMPTS
400.602-B	Welfare Fraud - Fail to Inform \$500 or More	4 ATTEMPTS
400.604	Welfare Fraud - Kickback/Referral Fee	4 ATTEMPTS
400.6071	Medicaid Fraud - False Claim	4 ATTEMPTS
431.85	Horse Racing - Conspire to Influence Race	5 ATTEMPTS
432.2182	Gambling Activity-Felony Violations	10 ATTEMPTS

Total Cases	Prison 29%	Probation 51%	Jail* 13%	Other** 7%
25,732	7,381	13,079	3,390	1,882
4,412	623	2,823	685	281
128	48	63	16	1
1		1		
3		2	1	
9	1	7	1	
1		1		
11	5	3	3	
6		6		
95	24	62	9	
3		1		2
6		5	1	
3,546	824	2,476	227	19
7	3	4		
2	1	1		
81	18	51	9	3
1				1
1		1		
46	5	29	11	1
4		2	2	
2			2	
6	1	2	3	
3		3		
5		5		
1		1		
20	1	16	2	1
5		5		
3		3		
199	9	182	7	1
19	2	16		1
1		1		
2		2		
7		5	2	
2		1	1	
1		1		
6		5	1	
7	1	6		

NOTE: Be sure to check for related offense codes when examining a particular type of crime. They may or may not be in sequential order or even on the same page.

A2a 2002 Criminal Court Dispositions by Offense and Type of Disposition — Non-Assaultive Offenses

Page Three of Thirteen

Compiled Laws	Offense	Maximum
TOTAL COUNTS		VIOLETIONS ATTEMPTS
436.17011-A	Alcohol - Sell/Furnish to Minor	MISD ATTEMPTS
436.17031A	Alcohol-Buy/Consume/Possess by Minor	MISD ATTEMPTS
436.17031B	Alcohol-Buy/Consume/Possess by Minor 2nd Offense	MISD ATTEMPTS
436.17031C	Alcohol-Buy/Consume/Possess by Minor 3rd Offense	MISD ATTEMPTS
445.1528	Pyramid Scheme - Offer/Sell Participation	7 ATTEMPTS
445.1538	Franchise Investment Law	Penalty 7 ATTEMPTS
445.1679	Mortgage Brokers Act - General Violation	3 ATTEMPTS
451.501	Securities, Fraudulent Sale of	10 ATTEMPTS
451.701	Securities - Sale of Unregistered	10 ATTEMPTS
500.45111	Insurance - Fraudulent Acts	4 ATTEMPTS
500.45112	Insurance Fraud - Conspiracies	10 ATTEMPTS
570.152	Contractor - Fraudulent Use of Building Contract Fund	3 ATTEMPTS
722.642	Tobacco Possession/Use by Minor	MISD ATTEMPTS
750.110-A	Break & Enter - Unoccup. Bldg. w/Intent	10 ATTEMPTS
750.110-B	Break & Enter Occup Bldg. w/Intent	15 ATTEMPTS
750.110A3	Home Invasion - 2nd Degree	15 ATTEMPTS
750.110A4	Home Invasion - 3rd Degree	5 ATTEMPTS
750.111	Entering w/o Breaking	5 ATTEMPTS
750.115	Illegal Entry (w/o Owners Permission)	MISD ATTEMPTS
750.116	Possession of Burglars Tools	10 ATTEMPTS
750.117	Bribery of Public Officer	4 ATTEMPTS
750.1227A	Witness - Bribe/Intimidate/Interfere	4 ATTEMPTS
750.1228	Witness - Retaliate Against	10 ATTEMPTS
750.131	Check - Non-Sufficient Funds	2 ATTEMPTS
750.131A	Checks w/o Account or w/o Suff Funds	2 ATTEMPTS

Total Cases	Prison 29%	Probation 51%	Jail* 13%	Other** 7%
25,732	7,381	13,079	3,390	1,882
4,412	623	2,823	685	281
1		1		
61	2	13	29	17
15		4	4	7
3		1	2	
6		2	2	2
2		2		
1				1
1	1			
1	1			
1		1		
80	3	68	4	5
19	1	17	1	
14	1	11		2
13	4	9		
4		3	1	
2			2	
1,560	589	625	178	168
397	107	228	34	28
55	39	4	7	5
16	6	5	4	1
1,256	595	422	106	133
210	62	110	25	13
320	68	183	39	30
34	5	20	8	1
104	32	51	13	8
13		8	2	3
1			1	
61	31	20	3	7
20	5	13	1	1
5		4		1
2	1		1	
8	3	4		1
2		1	1	
1	1			
2	1	1		
56	8	30	14	4
4		2	2	

NOTE: Be sure to check for related offense codes when examining a particular type of crime. They may or may not be in sequential order or even on the same page.

A2a 2002 Criminal Court Dispositions by Offense and Type of Disposition — Non-Assaultive Offenses

Page Four of Thirteen

Compiled Laws	Offense	Maximum
	TOTAL COUNTS	VIOLATIONS ATTEMPTS
750.131A1	Check - No Account	2
		ATTEMPTS
750.131A2	Check - 3 Non-Sufficient Funds Within 10 Days	2
		ATTEMPTS
750.1313A1	Checks Non-Sufficient Funds Under \$100	MISD
		ATTEMPTS
750.1313C	Check - Non-Sufficient Funds - \$500 or More	2
		ATTEMPTS
750.145D2	Computers-Commit Proscribed Conduct	20
		ATTEMPTS
750.145D2B	Computers-Commit Crime w/Term betw 1 - 2 Years	2
		ATTEMPTS
750.147B	Ethnic Intimidation	2
		ATTEMPTS
750.149	Felony - Conspire to Conceal	4
		ATTEMPTS
750.157A	Conspiracy	5
		ATTEMPTS
750.157B3	Solicit to Commit Felony	5
		ATTEMPTS
750.157N	Financial Transaction Device, Steal/ Retain/Poss	4
		ATTEMPTS
750.157N1	Financial Transaction Device - Steal/ Retain w/o Consent	4
		ATTEMPTS
750.157N2	Financial Transaction Device - Poss Fraudulent One	4
		ATTEMPTS
750.157P	Financial Transaction Device - Poss w/Intent to Use/Sell	4
		ATTEMPTS
750.157Q	Financial Transaction Device - Illegal Sale/Use	4
		ATTEMPTS
750.157R	Financial Transaction Device - Forge/Alter/Counterfeit	4
		ATTEMPTS
750.157S1B1	Financial Transaction Device - Illegal Use \$100-\$500	1
		ATTEMPTS
750.157S1B2	Financial Transaction Device - Illegal Use \$100-\$500 3rd Off	2
		ATTEMPTS
750.157T	Financial Trans Device - Sale of Goods or Services	4
		ATTEMPTS
750.157U	Financial Transaction Device - Overcharging	4
		ATTEMPTS
750.157V	Financial Transaction Device - False ID	4
		ATTEMPTS
750.157W	Financial Trans Device - Fraudulent Withdrawals/Transfer	10
		ATTEMPTS
750.157W1C1	Financial Trans Device-Fraud Betw \$1K & <\$20K	5
		ATTEMPTS
750.15911	Criminal Enterprise - Conducting	20
		ATTEMPTS
750.160	Dead Bodies - Disinterment & Mutilation	10
		ATTEMPTS

Total Cases	Prison 29%	Probation 51%	Jail* 13%	Other** 7%
25,732	7,381	13,079	3,390	1,882
4,412	623	2,823	685	281
361	48	222	66	25
11	1	8	2	
147	21	86	28	12
8		6	2	
1		1		
23	4	15	3	1
2		1	1	
4	3	1		
1				1
8	2	4	2	
24	3	16	4	1
3		3		
1			1	
26	2	20	4	
3		2		1
3	1	2		
11	1	6	3	1
1			1	
647	100	336	137	74
67	3	48	15	1
46	11	27	5	3
2	1	1		
92	27	39	11	15
17	1	10	5	1
181	35	83	44	19
25	3	16	3	3
2	1	1		
1		1		
2		2		
1		1		
8	3	3	1	1
29	7	14	4	4
10		10		
1		1		
6	1	2	1	2
21	12	8	1	
2	1	1		
3	1	2		

NOTE: Be sure to check for related offense codes when examining a particular type of crime. They may or may not be in sequential order or even on the same page.

A2a 2002 Criminal Court Dispositions by Offense and Type of Disposition — Non-Assaultive Offenses

Page Five of Thirteen

Compiled Laws	Offense	Maximum
TOTAL COUNTS		VIOLATIONS ATTEMPTS
750.161	Desertion & Non-Support	3
		ATTEMPTS
750.164	Desert Marriage to Avoid Prosecution Rape/Child Support	4
		ATTEMPTS
750.165	Refusing to Support Spouse or Children	4
		ATTEMPTS
750.174-A	Embezzlement - Agent or Trustee Under \$100	MISD
		ATTEMPTS
750.174-B	Embezzlement - Agent or Trustee Over \$100	10
		ATTEMPTS
750.174A4A	Embezzlement - Vulnerable Adult Betw \$1K & <\$20K	5
		ATTEMPTS
750.1743A	Embezzlement - Agent or Trustee Betw \$200 and <\$1K	1
		ATTEMPTS
750.1744A	Embezzlement - Agent or Trustee Betw \$1K and <\$20K	5
		ATTEMPTS
750.1744B	Embezzle - Agent or Trustee -Betw \$200 & <\$1K, 2nd Off	5
		ATTEMPTS
750.1745A	Embezzlement - Agent or Trustee \$20K or More	10
		ATTEMPTS
750.175	Embezzle - Public Officer, Agent, Servant Over \$50	10
		ATTEMPTS
750.176	Embezzle - Administrator/Executor/Guardian	10
		ATTEMPTS
750.180	Embezzlement - Financial Institutions	20
		ATTEMPTS
750.1814B	Embezzlement - Jointly Held Prop Betw \$1K and <\$20K	5
		ATTEMPTS
750.183	Aid Escape of & Rescue Prisoner	7
		ATTEMPTS
750.183-A	Escape-Aiding Prisoner-Felony	7
		ATTEMPTS
750.186A	Escape from Juvenile Facility	4
		ATTEMPTS
750.188	Escape - Allowed by Officer/Guard	LIFE
		ATTEMPTS
750.193	Break, Escape or Attempt to Break, Escape Prison	5
		ATTEMPTS
750.195	Escape - From Jail Sentence	4
		ATTEMPTS
750.1951	Escape from Misdemeanor Jail Sentence	2
		ATTEMPTS
750.1952	Escape - From Felony Jail Sentence	4
		ATTEMPTS
750.1971	Escape Awaiting Trial For Misdemeanor	2
		ATTEMPTS
750.1972	Escape - Awaiting Trial for Felony	4
		ATTEMPTS
750.199A	Absconding or Forfeiting Bond	4
		ATTEMPTS

Total Cases	Prison 29%	Probation 51%	Jail* 13%	Other** 7%
25,732	7,381	13,079	3,390	1,882
4,412	623	2,823	685	281
57	6	34	5	12
32	6	21	2	3
1		1		
159	20	116	6	17
66	8	57	1	
1			1	
71	17	22	29	3
12	3	6	3	
11		9		2
5		5		
454	42	303	24	85
107	2	91	7	7
4	2	1	1	
1		1		
104	14	81	2	7
11	1	9		1
4		4		
1		1		
4	2	1	1	
5		4		1
4		4		
1		1		
1		1		
2		2		
15	4	5	4	2
3	1	2		
1	1			
100	89	5	6	
4	4			
1			1	
1			1	
19	1	8	10	
1			1	
35	15	5	15	
2		1	1	
5	1	1	3	
34	24	6	4	
3	2	1		
75	31	22	22	
15	3	3	9	

NOTE: Be sure to check for related offense codes when examining a particular type of crime. They may or may not be in sequential order or even on the same page.

A2a 2002 Criminal Court Dispositions by Offense and Type of Disposition — Non-Assaultive Offenses

Page Six of Thirteen

Compiled Laws	Offense	Maximum
TOTAL COUNTS		VIOLATIONS ATTEMPTS
750.200L	Harmful Device/Substance, False Exposure	5
750.218	False Pretenses w/Int to Defraud	10
750.218-B	False Pretenses - Over \$100	10
750.2183A	False Pretenses - Betw \$200 & <\$1K	1
750.2184A	False Pretenses - \$1,000 or More, Less Than \$20,000	5
750.2184B	False Pretenses - Between \$200 - \$1K 2nd Offense	5
750.2185A	False Pretenses - \$20K or More	10
750.219AB	Telephone-Obtain Serv False ID Over \$100	4
750.219A2C1	Telephone - Avoid Payment Betw \$1K & <\$20K	5
750.219E	Financial Institution, Unauthorized Credit Application	4
750.224	Weapons, Dangerous Weapon Sale/Poss	5
750.224A	Weapon, Taser, Poss or Sale	4
750.224B	Weapon, Short-Barrel Shotgun/Rifle	5
750.224F	Weapon-Firearm, Poss by Felon	5
750.2241-A	Weapon, Dangerous Weapon - Misc	5
750.2241-B	Weapon, Dangerous Weapon - Gas Eject Device	5
750.226	Carry Weapon w/Unlawful Intent	5
750.226A	Knife Open w/Mechanical Device	1
750.227	Carrying Concealed Weapons	5
750.227A	Weapons - Firearms - Unlawful Poss By Sec. Guard	4
750.227B	Felony Firearm	10
750.227B-A	Weapons - Felony Firearm	2
750.227B-B	Weapons - Felony Firearm - 2nd Offense	5
750.227C	Poss of Loaded Firearm in Vehicle	2
750.227F	Body Armor - Wear During Violent Crime	4

Total Cases	Prison 29%	Probation 51%	Jail* 13%	Other** 7%
25,732	7,381	13,079	3,390	1,882
4,412	623	2,823	685	281
2	1		1	
13	3	6	4	
3	1	2		
29	15	9	5	
11	2		8	1
1			1	
147	52	73	14	8
31	9	16	4	2
2	1	1		
30	7	21	2	
8	1	6	1	
1	1			
2		2		
1		1		
15	3	10	2	
1		1		
19	7	8	4	
4	2		2	
36	4	18	7	7
15		10	2	3
73	24	33	12	4
14	3	10		1
928	653	200	63	12
34	7	17	10	
45	9	16	9	11
10		6	4	
9	3	4	1	1
1		1		
61	23	27	6	5
10	1	8	1	
3		1	2	
1,354	359	693	198	104
646	39	497	65	45
4	1	3		
58	40	17		1
444	358	78	6	2
25	6	14	3	2
9	8	1		
61	8	40	8	5
8		6	1	1
4	2	1	1	

NOTE: Be sure to check for related offense codes when examining a particular type of crime. They may or may not be in sequential order or even on the same page.

A2a 2002 Criminal Court Dispositions by Offense and Type of Disposition — Non-Assaultive Offenses

Page Seven of Thirteen

Compiled Laws	Offense	Maximum
TOTAL COUNTS		VIOLATIONS ATTEMPTS
750.227G9A	Body Armor - Poss/Use by Violent Felon	4 ATTEMPTS
750.230	Weapons - Firearms, Alterating ID Marks	2 ATTEMPTS
750.232A3	Weapons - Firearms, False App	4 ATTEMPTS
750.248	Forgery of Records, Other Instruments	14 ATTEMPTS
750.248A	Financial Transaction Device - Utter & Publish	4 ATTEMPTS
750.249	Uttering & Publishing	14 ATTEMPTS
750.249A	Financial Transaction Device - Forgery	4 ATTEMPTS
750.250	Forgery of State Warrant	7 ATTEMPTS
750.251	Forgery of Bank Bills/Promissory Notes	7 ATTEMPTS
750.252	Counterfeit Notes Poss w/Int to Utter & Publish	7 ATTEMPTS
750.253	Uttering & Publishing Counterfeit Bills or Notes	5 ATTEMPTS
750.254	Forged Bills, Notes, Possession w/Int to Utter & Publish	5 ATTEMPTS
750.255	Counterfeiting - Possession of Tools	10 ATTEMPTS
750.260	Counterfeiting - Coins/Poss of More than 5	LIFE ATTEMPTS
750.261	Counterfeiting - Coins/Poss of Less than 5	10 ATTEMPTS
750.2633	Counterfeiting - Del/Poss w/False ID Mark 2nd Offense	5 ATTEMPTS
750.273	Signature, Obtain w/Int to Defraud	10 ATTEMPTS
750.280	Gross Frauds & Cheats at Common Law	10 ATTEMPTS
750.282	Public Utility - Fraudulent Use	4 ATTEMPTS
750.285	Obtain Personal Identity Info w/o Permission	5 ATTEMPTS
750.300A1B	Food Stamps - Fraud Between \$200 - \$1K	5 ATTEMPTS
750.300A1C	Food Stamps - Fraud Over \$1,000	10 ATTEMPTS
750.303	Gaming Room for Hire or Gain	2 ATTEMPTS
750.356	Larceny	10 ATTEMPTS
750.356-A	Larceny - Over \$100	5 ATTEMPTS

Total Cases	Prison 29%	Probation 51%	Jail* 13%	Other** 7%
25,732	7,381	13,079	3,390	1,882
4,412	623	2,823	685	281
2			2	
1			1	
4	1	2		1
1		1		
266	75	129	27	35
40	3	25	9	3
4	1	3		
7	1	2	2	2
1,946	545	979	303	119
608	85	403	96	24
5	3	1		1
9	1	3	4	1
1				1
7	2	2		3
2		1	1	
1				1
38	4	16	10	8
7		5	1	1
23	4	11	4	4
4	1	3		
1		1		
1		1		
1	1			
2		1		1
3		2	1	
1		1		
2		1	1	
50	11	34	3	2
3		3		
1		1		
1	1			
1			1	
32	8	17	7	
3	1	2		
13	3	6	4	
3			3	

NOTE: Be sure to check for related offense codes when examining a particular type of crime. They may or may not be in sequential order or even on the same page.

A2a 2002 Criminal Court Dispositions by Offense and Type of Disposition — Non-Assaultive Offenses

Page Eight of Thirteen

Compiled Laws	Offense	Maximum
TOTAL COUNTS		VIOLATIONS ATTEMPTS
750.356-B	Larceny \$100 or Less	MISD
		ATTEMPTS
750.356A	Larceny, Motor Vehicle	10
		ATTEMPTS
750.356A-A	Larceny - From a Motor Vehicle	5
		ATTEMPTS
750.356A-B	Breaking and Entering - A Vehicle	5
	Steal Prop. Over \$5	ATTEMPTS
750.356A-C	Breaking and Entering - A Vehicle	5
	(with Damage)	ATTEMPTS
750.356A1	Larceny - From a Motor Vehicle	5
		ATTEMPTS
750.356A2A	Breaking and Entering - A Vehicle	MISD
	Steal Prop.	ATTEMPTS
750.356A2B1	B&E Vehicle - Steal Betw \$200-\$1K	1
		ATTEMPTS
750.356A2C1	Breaking and Entering - A Vehicle	5
	Steal Prop. \$1K - <\$20K	ATTEMPTS
750.356A2D1	Breaking and Entering - A Vehicle	10
	Steal Prop. \$20K+	ATTEMPTS
750.356A3	Breaking and Entering - A Vehicle	5
	(with Damage)	ATTEMPTS
750.356B	B & E Coin Operated Telephone	4
		ATTEMPTS
750.356C	Retail Fraud - 1st Degree	5
		ATTEMPTS
750.356D	Retail Fraud - 2nd Degree	1
		ATTEMPTS
750.356D4	Retail Fraud - 3rd Degree	MISD
		ATTEMPTS
750.3562A	Larceny - \$20,000 or More	10
		ATTEMPTS
750.3563A	Larceny - \$1,000 Or More But Less Than \$20,000	5
		ATTEMPTS
750.3563B	Larceny - \$200 Or More But Less Than \$1,000 - 2nd	5
		ATTEMPTS
750.357	Larceny from Person	10
		ATTEMPTS
750.357A	Larceny Livestock	4
		ATTEMPTS
750.357B	Firearms, Stealing of Another	5
		ATTEMPTS
750.360	Larceny in Building	4
		ATTEMPTS
750.362	Larceny By Conversion	10
		ATTEMPTS
750.362-A	Larceny - By Conversion Over \$100	5
		ATTEMPTS
750.362A	Fail to Return Rented Property	10
		ATTEMPTS

Total Cases	Prison 29%	Probation 51%	Jail* 13%	Other** 7%
25,732	7,381	13,079	3,390	1,882
4,412	623	2,823	685	281
1		1		
63	17	21	18	7
16	3	11	2	
8	2	1	5	
17	5		12	
1	1			
14	3	2	8	1
477	91	214	59	113
75	6	49	10	10
1			1	
4	4			
54	14	30	3	7
5		3	2	
7	1	5	1	
365	74	199	46	46
60	10	40	6	4
11	2	9		
9	3	5		1
775	230	304	213	28
57	9	23	20	5
4	2	1	1	
1			1	
13	3	5	4	1
4		3		1
229	46	122	27	34
66	5	45	8	8
16	3	7	4	2
2			1	1
365	131	163	44	27
65	20	33	12	
2		1		1
4		1	1	2
67	24	31	6	6
5	2	1	1	1
1,466	302	739	265	160
425	37	257	91	40
11	1	7	3	
1			1	
8	2	2	4	
3		1	2	
3	2		1	

NOTE: Be sure to check for related offense codes when examining a particular type of crime. They may or may not be in sequential order or even on the same page.

A2a 2002 Criminal Court Dispositions by Offense and Type of Disposition — Non-Assaultive Offenses

Page Nine of Thirteen

Compiled Laws	Offense	Maximum
	TOTAL COUNTS	VIOLATIONS ATTEMPTS
750.362AA	Failure to Return Rented Property Over \$100	2 ATTEMPTS
750.362A2A	Failure to Return Rented Property Over \$20,000	10 ATTEMPTS
750.362A3A	Failure to Return Rented Property Betw \$1K & <\$20K	5 ATTEMPTS
750.3622A	Larceny by Conversion \$20K+	10 ATTEMPTS
750.3623A	Larceny - By Conversion Betw \$1K and <\$20K	5 ATTEMPTS
750.363	Larceny by False Personation	10 ATTEMPTS
750.3633A	Larceny by False Personation Betw \$1K & <\$20K	5 ATTEMPTS
750.372	Operate/Organize Illegal Lottery	MISD ATTEMPTS
750.377	Malicious Destruction of Animals	4 ATTEMPTS
750.377A	Malicious Destruction of Personal Property	10 ATTEMPTS
750.377AA	Malicious Destruction of Personal Property Over \$100	4 ATTEMPTS
750.377A1A1	Malicious Destruction of Personal Property \$20K+	10 ATTEMPTS
750.377A1B1	Mal Destr. of Personal Property Betw \$1K & <\$20K	5 ATTEMPTS
750.377A1C1	Mal Destr. of Personal Property Betw \$200 & <\$1K	5 ATTEMPTS
750.377A1D	Malicious Destruction of Personal Property <\$200	MISD ATTEMPTS
750.378	Malicious Destruction of Dams/Reservoir	4 ATTEMPTS
750.379	Malicious Destruction of Bridges/Railroads/Locks	4 ATTEMPTS
750.380	Malicious Destruction of Building	10 ATTEMPTS
750.380A	Malicious Destruction of Building Over \$100	4 ATTEMPTS
750.3802A	Malicious Destruction of Building Over \$20K	10 ATTEMPTS
750.3803A	Malicious Destruction of Building Betw \$1K & <\$20K	5 ATTEMPTS
750.3803B	Mal Destr. of Building Betw \$200 and <\$1K, 2nd Offense	5 ATTEMPTS
750.3804A	Malicious Destruction of Building Betw \$200 & <\$1K	1 ATTEMPTS
750.3805	Malicious Destruction of Building Under \$200	MISD ATTEMPTS
750.3821C1	Malicious Destr. - Trees, etc. Betw \$1K & <\$20K	5 ATTEMPTS

Total Cases	Prison 29%	Probation 51%	Jail* 13%	Other** 7%
25,732	7,381	13,079	3,390	1,882
4,412	623	2,823	685	281
2		1	1	
1	1			
12		10	2	
21	2	16	2	1
4		4		
11	3	4	2	2
2	1	1		
87	21	52	14	
18	3	12	2	1
1		1		
6	2	3		1
1		1		
1		1		
2	1	1		
2		2		
13	2	2	8	1
3		1	2	
24	7	4	12	1
4	1	1	2	
7	1	4		2
226	40	119	15	52
47	4	31	5	7
1	1			
1		1		
1			1	
1		1		
4	1	2	1	
7	1	1	4	1
5	3		2	
4		2		2
63	16	28	3	16
13	1	8	3	1
3		2	1	
22	2	12	8	
1	1			
10	2	5		3
2		1		1

NOTE: Be sure to check for related offense codes when examining a particular type of crime. They may or may not be in sequential order or even on the same page.

A2a 2002 Criminal Court Dispositions by Offense and Type of Disposition — Non-Assaultive Offenses

Page Ten of Thirteen

Compiled Laws	Offense	Maximum
TOTAL COUNTS	VIOLATIONS ATTEMPTS	
750.383A	Malicious Destruction of Utility Property	4
750.3875A	Malicious Destr. Tombs/Memorials Betw \$1K & <\$20K	5
750.411A1B	False Report of a Felony	4
750.411A2	False Bomb Threat	10
750.411A3A	False Report/Threat - Bomb, Harmful Materials	4
750.411M	Money Laundering - 3rd Degree	5
750.411O	Money Laundering - 1st Degree	20
750.413	Unlawfully Driving Away an Automobile	5
750.414	Unlawful Use Auto w/o Intent to Steal	2
750.415	MV Conceal or Misrep ID w/Intent (Misd. or Felony)	10
750.4152	MV Conceal or Misrep ID w/Intent to Mislead (Felony)	4
750.4156	MV Buy/Sell Autos, Parts w/Altered ID	10
750.417	MV - Mortgaged, Unlawful Removal From State	4
750.422	Perjury, Court Proceeding	15
750.423	Perjury - Wilfully Swear Falsely (Not Court Proceeding)	15
750.424B	Perjury - Subornation, Court Proceeding	15
750.425	Incite or Procure to Commit Perjury	5
750.425-B	Incite/Procure Perjury - Court Proceeding	5
750.439	Polygamy	4
750.451	Prostitution	2
750.451-B	Prostitution - 3rd Offense	2
750.452	Keeping House of Ill Fame	5
750.457	Accept Earnings of Prostitute	20
750.483A2B	Interference Crime Report - Threaten Inj/Death	10
750.483A4B	Interference Police Investigation- Crime, Threaten Inj/Death	10

Total Cases	Prison 29%	Probation 51%	Jail* 13%	Other** 7%
25,732	7,381	13,079	3,390	1,882
4,412	623	2,823	685	281
1			1	
5	3	1	1	
1		1		
196	22	113	33	28
64	2	38	19	5
10	1	8		1
5	2	2		1
19	4	9	2	4
4		3	1	
1		1		
2	2			
958	313	409	157	79
171	36	95	35	5
580	95	303	144	38
28		18	9	1
4		3	1	
26	6	15	3	2
3		3		
1		1		
1	1			
4		2	1	1
7	1	5	1	
1			1	
2		2		
2		1	1	
2	1		1	
1		1		
5		1	4	
52	14	12	24	2
4		2		2
5	2	3		
5	4	1		
2		2		
1			1	
1		1		

NOTE: Be sure to check for related offense codes when examining a particular type of crime. They may or may not be in sequential order or even on the same page.

A2a 2002 Criminal Court Dispositions by Offense and Type of Disposition — Non-Assaultive Offenses

Page Eleven of Thirteen

Compiled Laws	Offense	Maximum
TOTAL COUNTS		VIOLATIONS ATTEMPTS
750.483A6A	Tamper with Evidence	4
	ATTEMPTS	
750.483A6B	Tamper with Evidence, Case Max >10 years	10
	ATTEMPTS	
750.49	Animals - Fighting/Shooting/Baiting	4
	ATTEMPTS	
750.49-A	Animals - Fighting	4
	ATTEMPTS	
750.49-B	Animals, Attending Fight	4
	ATTEMPTS	
750.49-C	Animals - Fighting, Poss of Equipment	4
	ATTEMPTS	
750.490	Unlawful Use of Public Funds	2
	ATTEMPTS	
750.491	Mutilating/Removing Public Records	2
	ATTEMPTS	
750.492A1A	Medical Records - False Info on Charts - Care Provider	4
	ATTEMPTS	
750.50B	Animals, Killing/Torturing	4
	ATTEMPTS	
750.505	Common Law Offense, No Express Penalty	5
	ATTEMPTS	
750.505-A	Obstruction of Justice	5
	ATTEMPTS	
750.505-B	Accessory After the Fact to Felony	5
	ATTEMPTS	
750.505C	Common Law Offenses	5
	ATTEMPTS	
750.535	Stolen Property - Receiving and Concealing	10
	ATTEMPTS	
750.535-A	Stolen Property - Receiving & Concealing Over \$100	5
	ATTEMPTS	
750.535A	Motor Vehicles - Operating a Chop Shop	10
	ATTEMPTS	
750.535A2	Motor Vehicles - Operating a Chop Shop	10
	ATTEMPTS	
750.535B	Weapons, Firearms - Receiving & Concealing	10
	ATTEMPTS	
750.5352	Stolen Property - Receiving/Concealing	10
	ATTEMPTS	
750.5352A	Stolen Property - Rec & Conc \$20K+	10
	ATTEMPTS	
750.5352B	Stolen Prop - Rec & Conc Betw \$1K & <\$20K 3rd Off	10
	ATTEMPTS	
750.5353A	Stolen Property - Rec & Conc Betw \$1K & <\$20K	5
	ATTEMPTS	
750.5353B	Stolen Prop - Rec & Conc Betw \$200 & <\$1K, 2nd Offense	5
	ATTEMPTS	
750.5354A	Stolen Prop - Rec & Conc Betw \$200 & <\$1K	1
	ATTEMPTS	

Total Cases	Prison 29%	Probation 51%	Jail* 13%	Other** 7%
25,732	7,381	13,079	3,390	1,882
4,412	623	2,823	685	281
1		1		
1	1			
2		1	1	
8		6	1	1
1			1	
2			2	
4		1	3	
3		3		
1			1	
1	1			
2		1	1	
1		1		
31	7	17	5	2
6		5	1	
4	1	2		1
21	7	8	4	2
5	3	2		
81	16	45	12	8
12		3	6	3
2		2		
29	11	9	9	
4		2	2	
45	17	8	20	
4	2	1	1	
43	8	22	13	
8	2	6		
38	6	31		1
5		5		
57	23	24	9	1
18	5	9	4	
1		1		
227	65	131	20	11
36	8	25	2	1
4	4			
1,684	370	1,051	147	116
259	26	178	27	28
10	7	3		
1		1		
1			1	

NOTE: Be sure to check for related offense codes when examining a particular type of crime. They may or may not be in sequential order or even on the same page.

A2a 2002 Criminal Court Dispositions by Offense and Type of Disposition — Non-Assaultive Offenses

Page Twelve of Thirteen

Compiled Laws	Offense	Maximum
TOTAL COUNTS		VIOLATIONS ATTEMPTS
750.539C	Eavesdropping Upon Private Conversation	2 ATTEMPTS
750.539D	Eavesdropping - Installing Device	2 ATTEMPTS
750.539F	Eavesdropping - Manufac/Poss Device	2 ATTEMPTS
750.540	Cut, Break, Tap Wire or Cable	2 ATTEMPTS
750.540C1	Telephone - Counterfeit Device Avoid Payment	4 ATTEMPTS
750.92	Attempt Commit Crime	10 ATTEMPTS
752.1003	False Health Care Claims	4 ATTEMPTS
752.10031	Health Care Fraud - False Claim	4 ATTEMPTS
752.10032	Health Care Fraud - Medically Unnecessary Treatment	4 ATTEMPTS
752.10033	Health Care Fraud - False Statement	4 ATTEMPTS
752.10542	Copy Audio/Video For Gain - Felony	5 ATTEMPTS
752.272A2C	Nitrous Oxide - Illegal Sale/Use 3rd Off	4 ATTEMPTS
752.543	Unlawful Assembly	5 ATTEMPTS
752.794B	Computers, Access to Defraud over \$100	10 ATTEMPTS
752.795	Computers, Alter, Damage, Destroy	10 ATTEMPTS
752.796C	Computers, Use to Commit Crime	5 ATTEMPTS
752.796D	Computers-Commit Crime Betw \$1K & <\$20K	5 ATTEMPTS
752.797	Computers-Use to Commit Crime	20 ATTEMPTS
752.7971C1	Computers-Commit Crime Betw \$1K & <\$20K	5 ATTEMPTS
752.7972A	Computers-Unauthorized Access	5 ATTEMPTS
752.7973A	Computers-Use to Commit Crime, Penalty <1 year	1 ATTEMPTS
752.7973C	Computers-Use to Commit Crime, Penalty Betw 2-4 Yr	4 ATTEMPTS
752.7973D	Computers-Use to Commit Crime, Penalty Betw 4-10 Yr	7 ATTEMPTS
752.7973E	Computers-Use to Commit Crime Penalty Betw 10-20 Yr	10 ATTEMPTS
752.811	Break & Enter - Coin-Operated Device	3 ATTEMPTS

Total Cases	Prison 29%	Probation 51%	Jail* 13%	Other** 7%
25,732	7,381	13,079	3,390	1,882
4,412	623	2,823	685	281
1				1
1		1		
11	1	10		
1		1		
2		2		
64	10	33	20	1
9		7	2	
3		3		
1		1		
2			2	
2	1	1		
4				4
3		2	1	
1		1		
3		2		1
5		3	1	1
12		10	2	
9		9		
2		2		
2		2		
1		1		
1		1		
1		1		
1		1		
4	1	3		
5		4		1
5		3		2
2	2			
1	1			
12	3	7		2
1	1			
5		3	2	

NOTE: Be sure to check for related offense codes when examining a particular type of crime. They may or may not be in sequential order or even on the same page.

A2a 2002 Criminal Court Dispositions by Offense and Type of Disposition — Non-Assaultive Offenses

Page Thirteen of Thirteen

Compiled Laws	Offense	Maximum
TOTAL COUNTS		VIOLATIONS ATTEMPTS
752.811A	Break & Enter - Coin-Operated Device	3 ATTEMPTS
752.811B	Break & Enter - Poss Tool to Open Coin-Operated Device	3 ATTEMPTS
767A.91B	Prosecutor's Investigative Subpoena - Perjury	LIFE ATTEMPTS
767.39	Procure, Counsel, Aid, Abet, Comm Crime	LIFE ATTEMPTS
769.10	Habitual Offender Second Felony	LIFE ATTEMPTS
769.11	Habitual Offender Third Felony	LIFE ATTEMPTS
769.12	Habitual Offender Fourth Felony	LIFE ATTEMPTS
800.2811	Prisons - Furnish Contraband to Prisoner in Prison	5 ATTEMPTS
800.2812	Prisons - Furnish Contraband to Pris Outside Prison	5 ATTEMPTS
800.2813	Prisons - Bringing Contraband Into	5 ATTEMPTS
800.2814	Prisons - Prisoner Possessing Contraband	5 ATTEMPTS
800.2832	Prisons - Furnishing Weapon to Prisoner Outside Prison	5 ATTEMPTS
800.2834	Prisons - Prisoner Possessing Weapon	5 ATTEMPTS
801.2632	Jails - Prisoner Possessing Contraband	5 ATTEMPTS

Total Cases	Prison 29%	Probation 51%	Jail* 13%	Other** 7%
25,732	7,381	13,079	3,390	1,882
4,412	623	2,823	685	281
65	19	32	11	3
10	1	6	3	
1		1		
1	1			
1		1		
10	7	1	2	
1			1	
12	8	1	3	
15	13	2		
5		2	3	
6	1	2	3	
1		1		
9	3	4	2	
4	2	1	1	
30	25	2	3	
8	7		1	
1			1	
21	21			
7	7			
10	2	4	4	
2		1	1	

NOTES: Be sure to check for related offense codes when examining a particular type of crime. They may or may not be in sequential order or even on the same page.

Includes multiple dispositions per offender.

* Includes Fine, Restitution, and Costs.

** Includes Delayed and Suspended Sentences and HYTA Probation.

SOURCE: Basic Information Reports (BIR).

A2b 2002 Criminal Court Dispositions by Offense and Type of Disposition — Drug Offenses

Page One of Three

Compiled Laws	Offense	Maximum
TOTAL COUNTS		VIOLATIONS ATTEMPTS
333.17766A3	Controlled Sub, Steroids - Delivery	7
333.7341	Controlled Sub, Imitation Use, Mfg. or Distribution	2
333.73413	Controlled Sub, Imitation Mfg. or Distribution	2
333.7401	Controlled Sub, Mfg, Del, Poss	LIFE
333.7401B3A	Controlled Sub, Mfg, Del, Poss GBL	7
333.7401C2A	Controlled Sub - Operate/Maintain A Lab	10
333.7401C2B	Contr. Sub - Operate Lab Near Minor	20
333.7401C2C	Controlled Sub, Op/Maintain Lab Involve Hazardous Waste	20
333.7401C2D	Controlled Sub - Manufac Near Church/School	20
333.7401C2E	Controlled Sub, Op/Maintain Lab Involve Firearm	25
333.74012A	Controlled Sub, Mfg, Del, Poss (Narcotic or Cocaine)	LIFE
333.74012A1	Controlled Sub, Mfg, Del, Poss - 650 or More Grams	LIFE
333.74012A2	Controlled Sub, Mfg, Del, Poss 225-649g	30
333.74012A3	Controlled Sub, Mfg, Del, Poss 50-224g	20
333.74012A4	Controlled Sub, Mfg, Del, Poss <50 Grams	20
333.74012B	Contr. Sub, Mfg, Del, Poss, Sch 1-3, Methamphetamine	20
333.74012B-A	Contr. Sub, Mfg, Del, Poss (Sch 1,2,3 ex Marij & Cocaine)	7
333.74012BB	Contr. Sub, Mfg, Del, Poss (Subs add Sch 1,2,3 by Rule)	7
333.74012B1	Controlled Sub, Mfg, Del, Poss Methamphetamine	20
333.74012C	Contr. Sub, Mfg, Del, Poss, (Sch 4, or Added by Rule)	4
333.74012C-A	Controlled Sub, Mfg, Del, Poss, (Sch 4)	4
333.74012C-B	Contr. Sub, Mfg, Del, Poss (Added to Sch 4 by Board Rule)	4
333.74012D	Controlled Sub, Mfg, Del, Poss (Sch 5)	2
333.74012D1	Controlled Sub, Mfg, Del, Poss, 45 Kg+ Marijuana	15
333.74012D2	Controlled Sub, Mfg, Del, Poss Marijuana 5 - <45 Kg	7

Total Cases	Prison 23%	Probation 58%	Jail* 15%	Other** 4%
12,535	2,833	7,283	1,959	460
2,611	181	2,096	261	73
1		1		
3		2	1	
108	15	42	47	4
3		1	2	
8	3	4	1	
1		1		
7	1	3	3	
1		1		
53	18	28	7	
13	4	7	2	
7	5	2		
11	6	4		1
15	11	1	1	2
3	3			
32	16	15	1	
12	3	8		1
26	23	3		
2	1	1		
29	29			
170	155	9	4	2
7		5		2
2,650	1,236	1,294	100	20
1,037	109	836	60	32
35	8	13	13	1
4	1	2		1
140	32	77	22	9
10		8	2	
28	4	18		6
74	41	26	6	1
14	3	11		
14	1	2	10	1
7		5	2	
29	4	18	2	5
3		2		1
1		1		
16	3	7	4	2
8		7		1
16	4	11	1	
107	10	78	17	2
6		5	1	

NOTE: Be sure to check for related offense codes when examining a particular type of crime. They may or may not be in sequential order or even on the same page.

A2b 2002 Criminal Court Dispositions by Offense and Type of Disposition — Drug Offenses

Page Two of Three

Compiled Laws	Offense	Maximum
	TOTAL COUNTS	VIOLATIONS ATTEMPTS
333.74012D3	Controlled Sub, Mfg, Del, Poss, Marijuana <5 Kg	4 ATTEMPTS
333.74012E	Prescrip Forms/Official Unlawful Mfg, Del, Poss	20 ATTEMPTS
333.74012F	Prescription Forms Mfg, Del, Poss	7 ATTEMPTS
333.7402	Controlled Sub, Analogue	15 ATTEMPTS
333.74022A	Contr. Sub. - Mfg, Del, Poss Counterfeit (Narc or Methamphet.)	10 ATTEMPTS
333.74022B	Contr. Sub. - Mfg, Del, Poss Counterfeit (Sch. 1, 2, 3)	5 ATTEMPTS
333.74022C	Controlled Sub, Counterfeit Sch 4	4 ATTEMPTS
333.74022D	Contr. Sub. - Mfg, Del, Poss Counterfeit (Sch 5)	2 ATTEMPTS
333.74022E	Contr. Sub. - Mfg, Del, Poss Analogue	15 ATTEMPTS
333.7403	Controlled Sub - Possession	LIFE ATTEMPTS
333.74032A	Controlled Sub, Possession Narc. or Cocaine	LIFE ATTEMPTS
333.74032A1	Controlled Sub - Poss 650g+ Narc. or Cocaine	LIFE ATTEMPTS
333.74032A2	Controlled Sub - Poss 225-649g Narc. or Cocaine	30 ATTEMPTS
333.74032A3	Controlled Sub - Poss 50-224g Narc. or Cocaine	20 ATTEMPTS
333.74032A4	Controlled Sub - Poss 25-49g Narc. or Cocaine	4 ATTEMPTS
333.74032A5	Controlled Sub - Poss Less 25g Narc. or Cocaine	4 ATTEMPTS
333.74032B	Controlled Sub - Poss Analogues, Sch 1-4 or Methamphet	10 ATTEMPTS
333.74032B-A	Controlled Sub - Possession/ Analogues	2 ATTEMPTS
333.74032B-B	Contr. Sub - Poss (Sub Added to Sch 1-4, by Rule)	2 ATTEMPTS
333.74032B1	Controlled Sub - Possession Methamphetamine	10 ATTEMPTS
333.74032D	Controlled Sub - Poss Marijuana	1 ATTEMPTS
333.74042A	Contr. Sub Use (Narcotic, Cocaine, Methamphetamine)	1 ATTEMPTS
333.7405	Contr. Sub. - Licensee Prescription Violations	2 ATTEMPTS
333.7405C	Contr. Sub - Prescrip Licensee Refuse Inspection	MISD ATTEMPTS
333.7405D	Contr. Sub - Maintain or Keep Drug House	2 ATTEMPTS

Total Cases	Prison 23%	Probation 58%	Jail* 15%	Other** 4%
12,535	2,833	7,283	1,959	460
2,611	181	2,096	261	73
2,211	301	1,376	318	216
414	15	320	61	18
1		1		
17	2	11	4	
1	1			
4		3	1	
2	1	1		
4		3		1
4	1	1	2	
4		4		
1			1	
3		1	1	1
1			1	
6		3	2	1
2	1		1	
2	1	1		
4	4			
20	18	1	1	
1		1		
74	27	38	9	
10		8	2	
4,751	600	3,004	1,036	111
833	25	713	86	9
52	2	42	7	1
7		6	1	
381	27	267	62	25
23		20	2	1
31		24	5	2
1		1		
215	33	158	23	1
43	8	28	6	1
15	3	6	5	1
4		2	1	1
5	3	2		
1		1		
440	56	283	78	23
9	1	8		

NOTE: Be sure to check for related offense codes when examining a particular type of crime. They may or may not be in sequential order or even on the same page.

A2b 2002 Criminal Court Dispositions by Offense and Type of Disposition — Drug Offenses

Page Three of Three

Compiled Laws	Offense	Maximum
TOTAL COUNTS		VIOLETIONS ATTEMPTS
333.7407	Controlled Substances, Fraud	4
	ATTEMPTS	
333.7407A-A	Controlled Sub - Induce Person to Commit Felony	LIFE
	ATTEMPTS	
333.7407A1-A	Controlled Sub - Attempted Felony	LIFE
	ATTEMPTS	
333.74071A	Controlled Sub. Licensee Distribute w/o Order Form	4
	ATTEMPTS	
333.74071B	Controlled Sub. Distribution, False License	4
	ATTEMPTS	
333.74071C	Controlled Sub - Obtain by Fraud	4
	ATTEMPTS	
333.74071CA	Controlled Sub - Obtain by Fraud (Attempt)	4
	ATTEMPTS	
333.74071G	Controlled Sub - Counterfeit Prescription Form	4
	ATTEMPTS	
333.7410A	Contr. Sub - Delivery/Poss in Park	2
	ATTEMPTS	
333.74101A	Controlled Sub, Deliver to Minor <50g	40
	ATTEMPTS	
333.74101-B	Contr. Sub - Delivery to Minor (Sch 1-3 ex Marij/Cocaine)	14
	ATTEMPTS	
333.74101-D	Contr. Sub - Delivery to Minor (Sch. 4 & Marijuana)	8
	ATTEMPTS	
333.74101-G	Contr. Sub - Delivery GBL to Minor	14
	ATTEMPTS	
333.74102-A	Contr. Sub - Del on School Prop (Narc. or Cocaine) <50g	60
	ATTEMPTS	
333.74103	Contr. Sub - Poss w/Int on School Prop (Narc/Cocaine)	40
	ATTEMPTS	
333.74104-A	Contr. Sub - Poss on School Prop (Narc. or Cocaine) <25 Grams	8
	ATTEMPTS	
333.74104-B	Controlled Sub - Poss on School Prop (Sch 1,2,3,4)	4
	ATTEMPTS	
333.74104-C	Controlled Sub - Poss on School Prop (Sch 5)	2
	ATTEMPTS	
333.74104-D	Controlled Sub - Possess Marijuana on School Property	2
	ATTEMPTS	
333.7413	Controlled Sub - Second Offense	LIFE
	ATTEMPTS	
333.74132	Controlled Sub - Second Offense - Double Penalty	LIFE
	ATTEMPTS	
335.153	Narcotics - Unlawful Possession	10
	ATTEMPTS	

Total Cases	Prison 23%	Probation 58%	Jail* 15%	Other** 4%
12,535	2,833	7,283	1,959	460
2,611	181	2,096	261	73
1		1		
4	1	1	2	
1		1		
30	1	23	5	1
30	1	19	9	1
3		3		
1			1	
136	12	95	23	6
76	6	55	13	2
12	1	4	6	1
3		3		
2		1		1
1				1
4	4			
1		1		
8	4	2	1	1
1	1			
1		1		
7	6		1	
1		1		
4	3	1		
1	1			
3	1	2		
1		1		
2		2		
10	1	4	2	3
5	2	2	1	
479	90	253	128	8
9		5	3	1
1		1		

NOTE: Be sure to check for related offense codes when examining a particular type of crime. They may or may not be in sequential order or even on the same page.

Includes multiple dispositions per offender.

* Includes Fine, Restitution, and Costs.

** Includes Delayed and Suspended Sentences and HYTA Probation.

SOURCE: Basic Information Reports (BIR).

A2c 2002 Criminal Court Dispositions by Offense and Type of Disposition — Assaultive Offenses

Page One of Nine

Compiled Laws	Offense	Maximum
TOTAL COUNTS		VIOLATIONS
		ATTEMPTS
257.602A	Peace Officer - Fleeing Vehicle Code	15 ATTEMPTS
257.602A2	Peace Officer - Fleeing/Vehicle CD 4th Degree	2 ATTEMPTS
257.602A3	Peace Officer - Fleeing/Vehicle CD 2nd Offense	5 ATTEMPTS
257.602A3-A	Peace Officer - Fleeing/Vehicle CD 3rd Degree	5 ATTEMPTS
257.602A4	Peace Officer - Fleeing/Vehicle CD Second Degree	10 ATTEMPTS
257.602A4-A	Peace Officer - Fleeing/Vehicle CD - Cause Serious Inj	10 ATTEMPTS
257.602A5	Peace Officer - Fleeing/Vehicle CD 1st Degree	15 ATTEMPTS
257.6173	Fail to Stop at Accident - At Fault - Death Resulting	15 ATTEMPTS
257.6254	Operating - Under the Influence Causing Death	15 ATTEMPTS
257.6255	OUIL - Causing Incapacitating Injury	5 ATTEMPTS
257.6255-A	Operating - Under the Influence Causing Serious Inj	5 ATTEMPTS
257.626C	Felonious Driving	2 ATTEMPTS
257.9044	Operate - License Suspend/Revoked Cause Death	15 ATTEMPTS
257.9045	Operate - License Susp/Rev Cause Serious Injury	5 ATTEMPTS
259.183	Aircraft - Unlawful Tampering/Taking	5 ATTEMPTS
287.3232	Animals, Dangerous Causing Serious Injury	4 ATTEMPTS
324.80172	Marine Safety, Negligence Causing Injury/Death	2 ATTEMPTS
333.5210	AIDS - Sexual Penetration with Uninformed Partner	4 ATTEMPTS
333.7401A	Controlled Sub. Del w/Intent Commit CSC	20 ATTEMPTS
436.17012	Alcohol - Sell/Furnish to Minor, Death Resulting	10 ATTEMPTS
722.675	Distributing Obscene Matter to Minor	2 ATTEMPTS
750.10A	Sexually Delinquent	LIFE ATTEMPTS
750.11	Abduction, Compel Woman to Marry	LIFE ATTEMPTS
750.110A2	Home Invasion - 1st Degree	20 ATTEMPTS
750.1227B	Witness - Intimidate, Criminal Case Max >10 years	10 ATTEMPTS

Total Cases	Prison 50%	Probation 36%	Jail* 11%	Other** 3%
14,026	7,046	5,035	1,499	446
1,827	399	1,060	295	73
4	2	1	1	
332	51	184	90	7
20		16	3	1
34	8	20	5	1
2		2		
727	209	437	67	14
57	7	43	6	1
1	1			
19	10	8	1	
1		1		
2	2			
75	60	15		
3	3			
7	2	4	1	
116	43	64	8	1
6	1	4	1	
3		2		1
24	21	3		
1		1		
14	5	7	2	
4	1	3		
1				1
2		1	1	
3		1		2
1	1			
3	1	1	1	
2	2			
2	1	1		
4	2	2		
1			1	
20	12	7		1
1		1		
533	391	93	20	29
157	48	80	13	16
3		2	1	
1		1		

NOTE: Be sure to check for related offense codes when examining a particular type of crime. They may or may not be in sequential order or even on the same page.

A2c 2002 Criminal Court Dispositions by Offense and Type of Disposition — Assaultive Offenses

Page Two of Nine

Compiled Laws	Offense	Maximum
TOTAL COUNTS		VIOLATIONS ATTEMPTS
750.1227C	Witness - Intimidate, Threaten Inj/Death	15
		ATTEMPTS
750.13	Entice Away Female Under 16	10
		ATTEMPTS
750.135	Child Abuse - Abandonment	10
		ATTEMPTS
750.136	Cruelty to Children	4
		ATTEMPTS
750.136B	Child Abuse	15
		ATTEMPTS
750.136B2	Child Abuse, 1st Degree	15
		ATTEMPTS
750.136B3	Child Abuse, 2nd Degree	4
		ATTEMPTS
750.136B4	Child Abuse, 3rd Degree	2
		ATTEMPTS
750.136B5	Child Abuse, 4th Degree	1
		ATTEMPTS
750.145A	Children - Accosting for Immoral Purposes	1
		ATTEMPTS
750.145A-A	Accost, Solic Child-Immoral Purposes	4
		ATTEMPTS
750.145B	Accost, Solic Child-Immoral Purposes 2nd Offense	10
		ATTEMPTS
750.145C	Child Abusive Commercial Activity	20
		ATTEMPTS
750.145C2	Child Sexually Abusive Activity	20
		ATTEMPTS
750.145C3	Child Sex Abuse Activity - Distribute or Promote	7
		ATTEMPTS
750.145D2C	Computers-Commit Crime w/Term betw 2 - 4 Years	4
		ATTEMPTS
750.145D2E	Computers-Commit Crime w/Term betw 10 - 15 Years	15
		ATTEMPTS
750.145D2F	Computer/Internet - Comm w/Other to Plan Crime	20
		ATTEMPTS
750.145N2	Abuse Vulnerable Adult - 2nd Degree	4
		ATTEMPTS
750.145N3	Abuse Vulnerable Adult - 3rd Degree	2
		ATTEMPTS
750.145N4	Abuse Vulnerable Adult - 4th Degree	MISD
		ATTEMPTS
750.157B	Solicit to Murder, Other Felony	LIFE
		ATTEMPTS
750.157B2	Solicit to Murder	LIFE
		ATTEMPTS
750.157C	Solicit, Minor to Commit Felony	LIFE
		ATTEMPTS
750.158	Sodomy	15
		ATTEMPTS

Total Cases	Prison 50%	Probation 36%	Jail* 11%	Other** 3%
14,026	7,046	5,035	1,499	446
1,827	399	1,060	295	73
5	2	2	1	
1		1		
3	1	2		
1			1	
4	4			
1		1		
30	23	7		
4	3	1		
85	16	60	7	2
9	1	7	1	
127	13	91	20	3
6		4	1	1
7	2	5		
1		1		
2		1	1	
1	1			
2	2			
2	2			
45	41	2		2
5	1	4		
7	4	2	1	
1	1			
1			1	
1		1		
20	15	4		1
2	1	1		
4		4		
2		2		
1		1		
1		1		
1				
1		1		
4	4			
3	3			
2	2			
1		1		

NOTE: Be sure to check for related offense codes when examining a particular type of crime. They may or may not be in sequential order or even on the same page.

A2c 2002 Criminal Court Dispositions by Offense and Type of Disposition — Assaultive Offenses

Page Three of Nine

Compiled Laws	Offense	Maximum
TOTAL COUNTS		VIOLATIONS ATTEMPTS
750.197C	Assault Employee and/or Jail Through Violence	Escape ATTEMPTS 4
750.197CA	Assault Prison Employee	ATTEMPTS 4
750.197CB	Escape - Jail Through Violence	ATTEMPTS 4
750.200J1C	Harmful Chemical Device, Cause Injury	Poss/Use ATTEMPTS 10
750.204A	Explosive, Sending w/Int to Frighten	ATTEMPTS 5
750.2042A	Explosive, Send w/Int Injure/Damage	Destroy ATTEMPTS 15
750.2042B	Explosive, Send w/Int Injure/Damage	Property ATTEMPTS 20
750.205A	Explosive, Delivery w/Intent to Frighten	ATTEMPTS 4
750.206	Explosive, Place w/Int to Damage	ATTEMPTS 25
750.2072A	Explosives - Place Near Property	ATTEMPTS 15
750.2072B	Explosives, Place Near Prop, Cause Property Damage	ATTEMPTS 20
750.209	Explosives - Place Offensive Subs w/Int Alarm/Inj/Damage	ATTEMPTS LIFE
750.209-A	Explosives - Poss w/Intent to Terrorize	ATTEMPTS 10
750.209-B	Explosives - Place Offensive Subs w/Int To Alarm	ATTEMPTS 5
750.2102A	Explosives - Poss Bomb w/Unlawful Intent	ATTEMPTS 15
750.211A	Explosives - Poss & Use	ATTEMPTS LIFE
750.211A2A	Explosives - Poss of Molotov Cocktail/Other Expl.	ATTEMPTS 15
750.211A2B	Explosives - Poss Molotov Cocktail Causing Property Damage	ATTEMPTS 20
750.211A2C	Explosives - Poss Molotov Cocktail Cause Injury	ATTEMPTS 25
750.211A2D	Explosives - Poss Molotov Cocktail Cause Serious Injury	ATTEMPTS LIFE
750.213	Extortion	ATTEMPTS 20
750.224D2	Weapon, Chemical Type	ATTEMPTS 2
750.234	Firearm, Discharge/Aim w/o Malice	ATTEMPTS 1
750.234A	Firearm, Discharge from a Vehicle	ATTEMPTS 4
750.234B	Firearm, Discharge In/At Dwelling	ATTEMPTS 4

Total Cases	Prison 50%	Probation 36%	Jail* 11%	Other** 3%
14,026	7,046	5,035	1,499	446
1,827	399	1,060	295	73
21	17	1	2	1
17	11	3	2	1
65	53	5	7	
13	7	3	3	
3	1	1	1	
1		1		
2	1	1		
2	1			1
1		1		
1	1		1	
1				1
3		2		1
2	2			
1		1		
1	1			
2		1	1	
2	1	1		
1	1			
6	3	2		1
3	1	2		
2	1	1		
3		3		
2	2			
1	1			
14	11	1	1	1
10	3	4	2	1
5		2	1	2
2		2		
1		1		
21	14	4	3	
2		2		
76	51	18	6	1
9	1	4	2	2

NOTE: Be sure to check for related offense codes when examining a particular type of crime. They may or may not be in sequential order or even on the same page.

A2c 2002 Criminal Court Dispositions by Offense and Type of Disposition — Assaultive Offenses

Page Four of Nine

Compiled Laws	Offense	Maximum
	TOTAL COUNTS	VIOLATIONS ATTEMPTS
750.234C	Firearm, Discharge at Police Vehicle	4
		ATTEMPTS
750.2411	Fireman - Obstructing	4
		ATTEMPTS
750.316	First Degree Murder	LIFE
		ATTEMPTS
750.316-A	Murder - 1st Degree - Premeditated	LIFE
		ATTEMPTS
750.316-B	Murder - Felony	LIFE
		ATTEMPTS
750.316-C	Murder - Open - Statutory Short Form	LIFE
		ATTEMPTS
750.317	Second Degree Murder	LIFE
		ATTEMPTS
750.321	Manslaughter	15
		ATTEMPTS
750.321-A	Manslaughter - Statutory Short Form	15
		ATTEMPTS
750.321-C	Manslaughter - Involuntary	15
		ATTEMPTS
750.321-E	Manslaughter with Motor Vehicle	15
		ATTEMPTS
750.324	Negligent Homicide	2
		ATTEMPTS
750.329	Death, Firearm without Malice	15
		ATTEMPTS
750.329A	Suicide - Assisting	5
		ATTEMPTS
750.338	Gross Indecency Between Males - Commit/Procure	5
		ATTEMPTS
750.338B	Gross Indecency Male and Female - Commit/Procure	5
		ATTEMPTS
750.349	Kidnapping	LIFE
		ATTEMPTS
750.350	Kidnapping - Child Enticement	LIFE
		ATTEMPTS
750.350A1	Kidnapping - Custodial Interference	13 mo
		ATTEMPTS
750.377B	Mal Destr. Police or Fire Dept Property	4
		ATTEMPTS
750.377C	Malicious Destruction of School Bus Intentional	5
		ATTEMPTS
750.397	Mayhem w/Int Disfigure/Maim	10
		ATTEMPTS
750.397A	Food - Place Harmful Objects In	10
		ATTEMPTS
750.411H	Stalking	1
		ATTEMPTS
750.411H2B	Stalking a Minor	5
		ATTEMPTS

Total Cases	Prison 50%	Probation 36%	Jail* 11%	Other** 3%
14,026	7,046	5,035	1,499	446
1,827	399	1,060	295	73
3	3			
1			1	
25	25			
118	118			
1	1			
89	89			
5	5			
1	1			
241	241			
31	27	4		
21	19	2		
1		1		
29	22	6	1	
17	15	2		
2		2		
92	7	64	5	16
2		1	1	
2	1	1		
1		1		
2	1		1	
14	2	9	3	
4		3	1	
21	6	9	6	
1			1	
35	32	3		
9	4	3	2	
5	4	1		
4	2	1		1
3		3		
223	81	100	34	8
80	8	57	11	4
5			2	3
1		1		
1		1		
2		1	1	
1		1		

NOTE: Be sure to check for related offense codes when examining a particular type of crime. They may or may not be in sequential order or even on the same page.

A2c 2002 Criminal Court Dispositions by Offense and Type of Disposition — Assaultive Offenses

Page Five of Nine

Compiled Laws	Offense	Maximum
TOTAL COUNTS		VIOLATIONS
		ATTEMPTS
750.4111	Stalking, Aggravated	5
		ATTEMPTS
750.411S2A	Computers, Post Harass/Threat Message	2
		ATTEMPTS
750.411S2B	Computers, Post Harass/Threat Message	5
	Agg Circumstance	ATTEMPTS
750.4361	Poison, Food/Drink/Medicine/Wells	5
		ATTEMPTS
750.455	Prostitution/Pandering	20
		ATTEMPTS
750.459	Prostitution - Transporting Female	20
	(perhaps compel)	ATTEMPTS
750.479	Obstruct/Resist Public Officer	20
	Serving/Executing Process	ATTEMPTS
750.479-A	Public Officer -Resist & Obstruct	2
	Serve Process/Order	ATTEMPTS
750.479-B	Police Officer - Resist & Obstruct	2
		ATTEMPTS
750.479A	Police Officer - Fleeing	15
		ATTEMPTS
750.479A-B	Peace Officer - Resist Arrest	2
	Injury Inflicted	ATTEMPTS
750.479A2	Police Officer - Fleeing - 4th	2
	Degree	ATTEMPTS
750.479A3	Police Officer - Fleeing	5
	3rd Degree	ATTEMPTS
750.479A4-A	Police Officer - Fleeing (Penal	10
	Code) - 2nd Degree	ATTEMPTS
750.479A5	Police Officer - Fleeing (Penal	15
	Code) Death Resulting	ATTEMPTS
750.479A5-A	Police Officer - Fleeing (Penal	15
	Code) - 1st Degree	ATTEMPTS
750.479B	Peace Officer, Disarming	10
		ATTEMPTS
750.479B1	Peace Officer, Disarming	4
	Non-Firearm	ATTEMPTS
750.479B2	Peace Officer - Disarming	10
	Firearm	ATTEMPTS
750.4792	Public Officer -Resist & Obstruct	2
	Official Duties	ATTEMPTS
750.50C2	Police Animal - Kill/Injure	5
		ATTEMPTS
750.50C7	Police Animal - Injure/Harass While	2
	Commit Crime	ATTEMPTS
750.520	Criminal Sexual Conduct (CSC)	LIFE
		ATTEMPTS
750.520B	CSC - 1st Degree	LIFE
	Multiple Variables	ATTEMPTS
750.520B1A	CSC - 1st Degree -	LIFE
	Person Under 13	ATTEMPTS

Total	Prison	Probation	Jail*	Other**
Cases	50%	36%	11%	3%
14,026	7,046	5,035	1,499	446
1,827	399	1,060	295	73
172	58	99	13	2
21	5	13	3	
5		3		2
1		1		
1		1		
4	2	2		
5	5			
362	100	169	82	11
58	2	33	21	2
11	2	6	2	1
6		4	2	
1,073	269	468	284	52
142	5	77	58	2
4		2	2	
39	10	22	6	1
2	1		1	
319	72	150	81	16
30		20	10	
582	237	239	87	19
42	10	26	4	2
14	9	4	1	
1			1	
1	1			
3	2			1
236	84	91	52	9
24		13	9	2
2		1	1	
6	1	4	1	
24	13	8	2	1
14	6	8		
1	1			
1	1			
5	4	1		
1		1		
8	6	2		
2	2			
89	89			
12	6	4	2	
212	210		2	
11	6	5		

NOTE: Be sure to check for related offense codes when examining a particular type of crime. They may or may not be in sequential order or even on the same page.

A2c 2002 Criminal Court Dispositions by Offense and Type of Disposition — Assaultive Offenses

Page Six of Nine

Compiled Laws	Offense	Maximum
TOTAL COUNTS		VIOLATIONS ATTEMPTS
750.520B1B	CSC - 1st Degree - Relationship	LIFE
750.520B1C	CSC - 1st Degree - During Felony	LIFE
750.520B1E	CSC - 1st Degree - Weapon Used	LIFE
750.520B1F	CSC - 1st Degree - Personal Injury	LIFE
750.520B1G	CSC - 1st Degree - Injury to Incap. Victim	LIFE
750.520B1H	CSC - 1st Degree - Mentally Disabled-Relation	LIFE
750.520C	CSC, 2nd Degree Multiple Variables	15
750.520C1A	CSC - 2nd Degree - Person Under 13	15
750.520C1B	CSC - 2nd Degree - Relationship	15
750.520C1C	CSC - 2nd Degree - During Felony	15
750.520C1D	CSC - 2nd Degree - Accomplices	15
750.520C1E	CSC - 2nd Degree - Weapon Used	15
750.520C1F	CSC - 2nd Degree - Personal Injury	15
750.520C1G	CSC - 2nd Degree - Injury to Incap. Victim	15
750.520C1H	CSC - 2nd Degree - Mentally Disabled-Relation	15
750.520D	CSC, 3rd Degree Multiple Variables	15
750.520D1A	CSC - 3rd Degree - Person 13 Through 15	15
750.520D1B	CSC - 3rd Degree - Force or Coercion	15
750.520D1C	CSC - 3rd Degree - Incapacitated Victim	15
750.520D1D	CSC - 3rd Degree - Incest	15
750.520E	CSC, 4th Degree Multiple Variables	2
750.520E1A	CSC - 4th Degree - Force or Coercion	2
750.520E1A-A	CSC - 4th Degree - Victim 13 Through 15	2
750.520E1B	CSC - 4th Degree - Incapacitated Victim	2
750.520E1G	CSC - 4th Degree - Incest	2

Total Cases	Prison 50%	Probation 36%	Jail* 11%	Other** 3%
14,026	7,046	5,035	1,499	446
1,827	399	1,060	295	73
44	44			
3	2	1		
14	14			
1	1			
11	11			
16	16			
1	1			
2	2			
1	1			
138	76	55	7	
25	8	15	2	
384	255	113	9	7
64	25	37	2	
74	39	32	3	
14	5	8	1	
10	8	2		
3		2	1	
4	2	2		
11	4	6		1
4		4		
2	1	1		
1	1			
6	4	1		1
91	83	4	1	3
26	11	9	4	2
243	192	19	12	20
134	38	77	14	5
73	66	2	4	1
22	6	11	5	
9	7	1	1	
5	4		1	
13	13			
2		1	1	
196	34	128	26	8
12	1	8	3	
271	66	161	36	8
21		15	6	
130	26	82	16	6
3		3		
29	3	20	4	2
2		1	1	
15	1	10	4	

NOTE: Be sure to check for related offense codes when examining a particular type of crime. They may or may not be in sequential order or even on the same page.

A2c 2002 Criminal Court Dispositions by Offense and Type of Disposition — Assaultive Offenses

Page Seven of Nine

Compiled Laws	Offense	Maximum
TOTAL COUNTS		VIOLATIONS ATTEMPTS
750.520F	CSC - 2nd Offense	LIFE
750.520G	CSC - Assault with Intent to Commit CSC	10
750.520G1	CSC - Assault with Intent to Commit Sexual Penetration	10
750.520G2	CSC - Assault with intent to Commit CSC, 2nd Degree	5
750.529	Robbery Armed	LIFE
750.529A	Car Jacking	LIFE
750.530	Robbery Unarmed	15
750.531	Robbery, Bank/Safe/Vault	LIFE
750.531-A	Bank Robbery	LIFE
750.531-B	Safe Breaking	LIFE
750.532	Seduction	5
750.72	Burning Dwelling House	20
750.72-A	Arson - Dwelling House	20
750.72-B	Arson - Dwelling House Curtilage	20
750.73	Arson - Real Property	10
750.74	Arson - Personal Property	10
750.74B	Arson - Personal Property Over \$50	4
750.741C1	Arson - Real/Personal Property Betw \$1K & <\$20K	5
750.741D1	Arson - Personal Property \$20K+	10
750.75	Arson - Insured Property	10
750.77	Arson - Preparing to Burn	10
750.77-B	Arson - Prepare to Burn Real or Personal Prop >\$50	4
750.771C1	Arson - Prepare to Burn Property Betw \$1K & <\$20K	5
750.771D1	Arson - Prepare to Burn Prop \$20K+	10
750.78	Arson - Setting Fire to Woods/Prairies/Grounds	4

Total Cases	Prison 50%	Probation 36%	Jail* 11%	Other** 3%
14,026	7,046	5,035	1,499	446
1,827	399	1,060	295	73
7	7			
3	2	1		
166	97	59	9	1
2		1	1	
63	22	36	5	
2		2		
796	792	3	1	
35	13	17	2	3
118	117		1	
8	8			
510	309	150	33	18
49	17	26	6	
8	7	1		
4	3	1		
71	58	12	1	
1	1			
30	20	7	3	
6	3	2	1	
21	1	10	2	8
2	1	1		
17	12	3	2	
5		3	1	1
60	36	17	4	3
27	6	17	4	
9	8	1		
2		2		
68	18	40	4	6
17	5	10	1	1
1		1		
3	3			
1		1		
50	10	31	2	7
9		8		1
8	4	3	1	
2	1	1		
24	3	16	1	4
3	2	1		
1		1		
1			1	
19	6	8	3	2
5		4	1	
11	2	8	1	
5		3	1	1
1				1

NOTE: Be sure to check for related offense codes when examining a particular type of crime. They may or may not be in sequential order or even on the same page.

A2c 2002 Criminal Court Dispositions by Offense and Type of Disposition — Assaultive Offenses

Page Eight of Nine

Compiled Laws	Offense	Maximum
TOTAL COUNTS		VIOLATIONS
		ATTEMPTS
750.81	Assault or Assault and Battery	MISD
750.81A	Assault - Aggravated	1
750.81A3	Domestic Violence - Aggravated 2nd Offense	2
750.81C2	Assault & Battery - Against FIA Employee	2
750.81D1	Resist/Obstruct/Assault Peace Officer	2
750.81D2	Resist/Obstruct/Assault Peace Officer - Cause Inj	4
750.81D3	Resist/Obstruct/Assault Peace Officer - Cause Serious Inj	15
750.812	Domestic Violence	MISD
750.813	Domestic Violence 2nd Offense	1
750.814	Domestic Violence 3rd Offense	2
750.82	Felonious Assault	4
750.83	Asslt W/Int to Commit Murder	LIFE
750.84	Asslt W/Int Gr Bod Hrm Less Murder	10
750.86	Assault W/Intent to Maim	10
750.87	Asslt W/Intent to Commit Felony	10
750.88	Asslt W/Intent to Rob & Steal Unarmed	15
750.89	Asslt W/Intent to Rob & Steal Armed	LIFE
750.90A	Pregnant Individual - Assault Causing Miscarriage	LIFE
750.90CA	Miscarriage - Gross Negligence Against Pregnant Individual	15
750.90DA	Miscarriage - OUIL Accident Against Pregnant Individual	15
750.90E	Miscarriage - Neg Operate MV Against Pregnant Individual	15
750.91	Attempt to Murder	LIFE
752.191	Felonious Driving	2
752.541	Riot	10
752.542	Incite to Riot	10

Total Cases	Prison 50%	Probation 36%	Jail* 11%	Other** 3%
14,026	7,046	5,035	1,499	446
1,827	399	1,060	295	73
2		2		
3		2	1	
34	10	15	8	1
6	3	2	1	
99	29	49	16	5
14	1	8	4	1
15	7	4	3	1
3		2	1	
1	1			
4			4	
1		1		
337	89	151	92	5
3		1	2	
1,850	609	922	219	100
360	43	243	57	17
235	233	2		
5	4	1		
626	373	212	35	6
46	19	23	4	
2	1	1		
1		1		
6	2	2	2	
6		3		3
62	31	25	2	4
6	2	4		
160	150	8	2	
10	3	7		
1	1			
1	1			
1		1		
2	1	1		
4	4			
25	7	17		1
1		1		
1				1
2	1	1		
1		1		

NOTE: Be sure to check for related offense codes when examining a particular type of crime. They may or may not be in sequential order or even on the same page.

A2c 2002 Criminal Court Dispositions by Offense and Type of Disposition — Assaultive Offenses

Page Nine of Nine

Compiled Laws	Offense	Maximum
TOTAL COUNTS		VIOLATIONS ATTEMPTS
752.542A	Riot - Causing in Prison	10
	ATTEMPTS	
752.861	Weapons - Firearms, Careless Use Causing Injury/Death	2
	ATTEMPTS	
767.61A	Offense by Sexually Delinquent	LIFE
	ATTEMPTS	

Total Cases	Prison 50%	Probation 36%	Jail* 11%	Other** 3%
14,026	7,046	5,035	1,499	446
1,827	399	1,060	295	73
1	1			
17	8	7		2
1	1			

NOTES: Be sure to check for related offense codes when examining a particular type of crime. They may or may not be in sequential order or even on the same page.

Includes multiple dispositions per offender.

* Includes Fine, Restitution, and Costs.

** Includes Delayed and Suspended Sentences and HYTA Probation.

SOURCE: Basic Information Reports (BIR).

Prison Commitments

B

This section provides data on prison intake — the number and characteristics of new prisoners received into the Department's institutions and camps.

Tables B1a and B1b exclude one category of intake, called *additional sentence imposed*. Additional sentence imposed is excluded from these tables because rather than new offenders admitted into the system, these are prisoners who are already incarcerated and then receive an additional sentence, either because of a crime committed while incarcerated or because of later sentencing on a previous pending charge.

All of the other tables and charts in this section *include* the additional sentence imposed category.

Tables B1a through B1c compare prison intake for 2002 with intake and various other data for past years.

Table B2 shows all 2002 prison intake broken down by minimum sentence and offense. Tables B2a through B2c show the information in Table B2 broken down by major crime categories (i.e., non-assaultive, drug and assaultive). Table B3 shows *female* intake broken down by minimum sentence and offense.

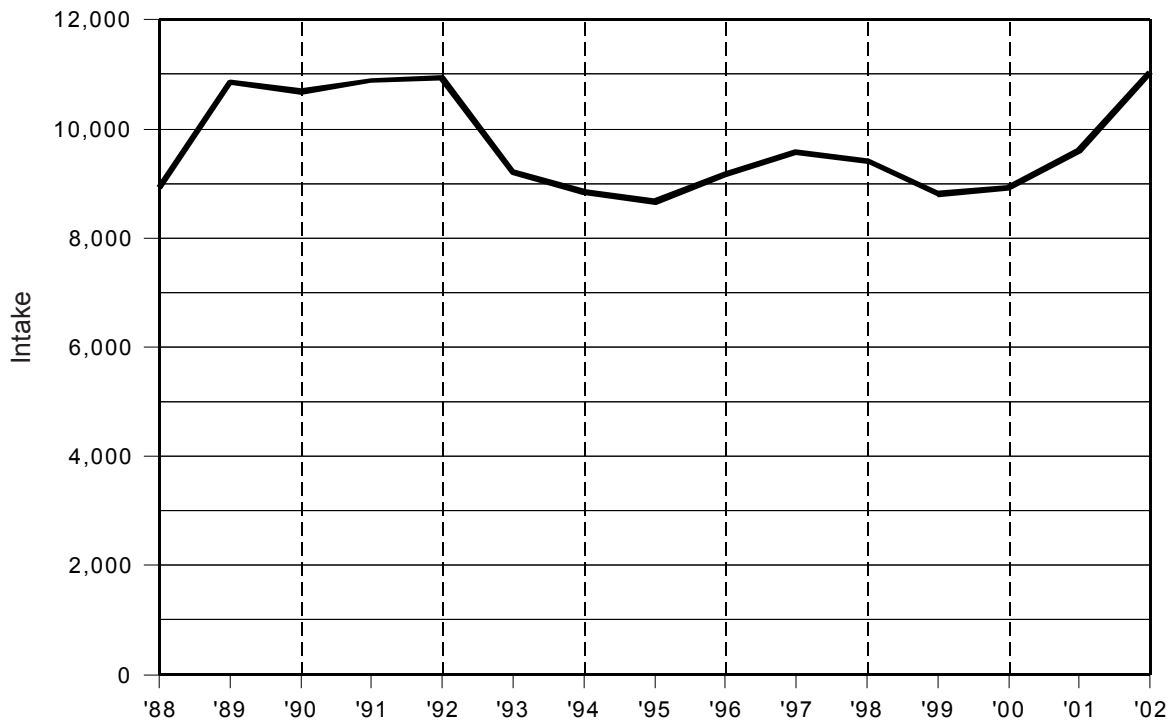
The crimes in the B2 series of tables and the B3 table are sorted by Michigan Compiled Law (MCL) numbers and Prosecuting Attorney's Coordinating Council (PACC) codes (the sort order used since 1999). Since this sort order keeps sequential codes together, similar crimes are not consolidated. This level of detail provides much richer information, but the reader must be careful to watch for related codes when attempting to examine the prison intake frequency and minimum term distribution for a particular type of crime. For example, nine separate offense codes now appear for the crime of first degree criminal sexual conduct (750.520B--) because each code represents a specific characteristic of the offense.

Tables B4a through B7 summarize commitments to prison broken down by various other characteristics — including age, race, gender, commitment type, and major crime type.

B1a Annual Prison Intake (Excluding "Additional Sentence Imposed")

Calendar Years 1988 - 2002

Year	Admissions to Prison	Numerical Change	Percent Change
1988	8,940	---	---
1989	10,870	1,930	21.6
1990	10,674	(196)	(1.8)
1991	10,883	209	2.0
1992	10,943	60	0.6
1993	9,219	(1,724)	(15.8)
1994	8,845	(374)	(4.1)
1995	8,667	(178)	(2.0)
1996	9,169	502	5.8
1997	9,584	415	4.5
1998	9,424	(160)	(1.7)
1999	8,809	(615)	(6.5)
2000	8,922	113	1.3
2001	9,610	688	7.7
2002	11,050	1,440	15.0

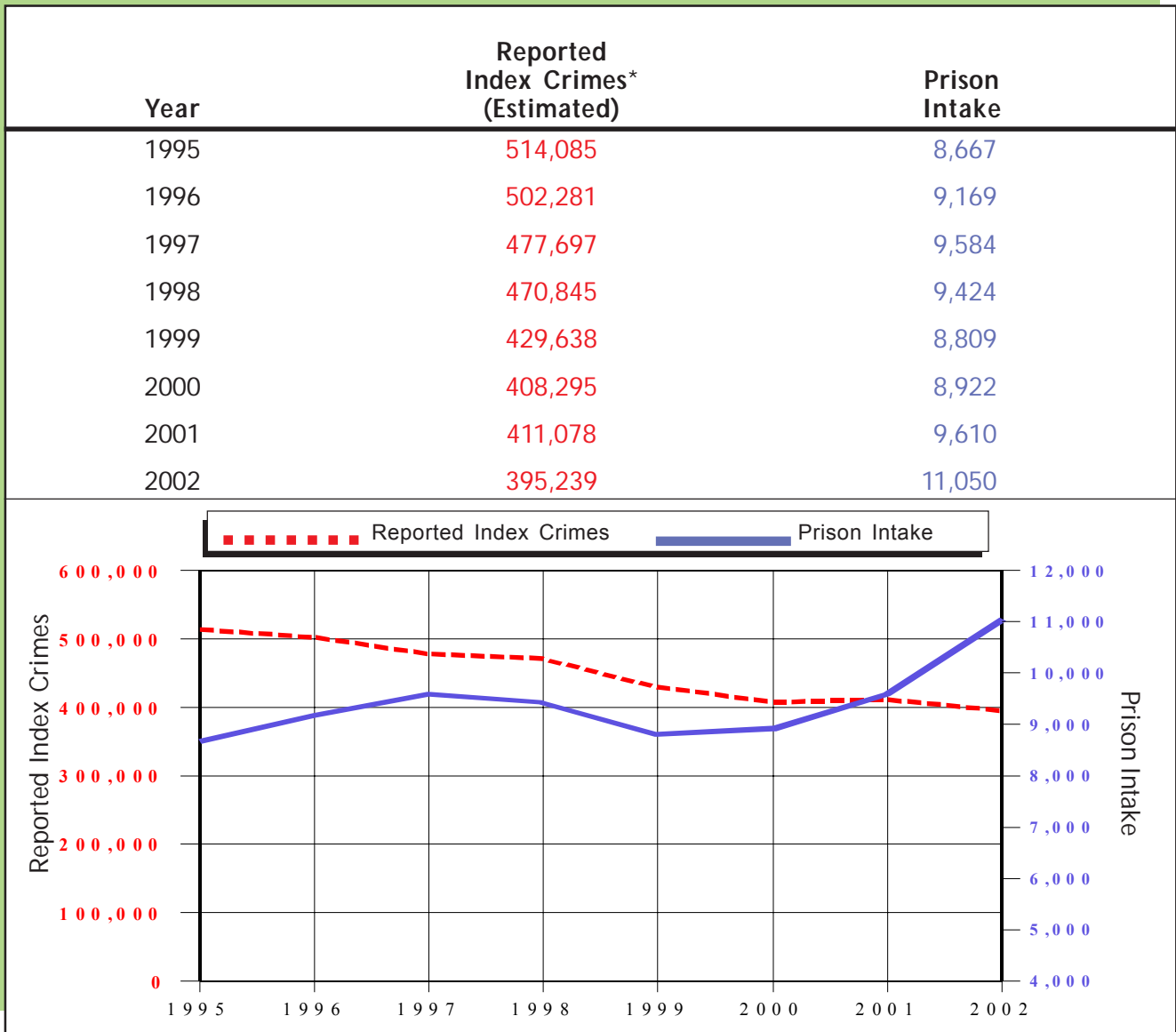


Source: Corrections Management Information System (CMIS).

B1b Reported Index Crimes and Prison Intake (Excluding "Additional Sentence Imposed")

Calendar Years 1995 - 2002

This chart was modified in 1999 from previous years to accommodate a change in reporting from the Michigan State Police. The MSP changed its process for reporting index crimes in the 1999 UCR report and generated estimates back through 1995 for continuity. State index crime totals are now calculated by combining actual figures with estimates of missing data, using an estimation process adapted from that used by the FBI. The MSP's estimation process is designed to help ensure an accurate portrayal of crime trends, and minimize fluctuations due to reporting discrepancies. The MSP adjusted the 2001 figure in the 2002 UCR report.



[Sources] Reported Index Crimes: Michigan State Police (MSP) 2002 Uniform Crime Report (UCR).
 Prison Intake: Corrections Management Information System (CMIS)
 *Index crimes include murder, rape, robbery, aggravated assault, burglary, larceny, motor vehicle theft, and arson.

B1c Total Prisoner Population, Prison Commitments, and Michigan Census: 1943 - 2002

Year	Total Prisoner Population*	Prison Commitments (Inc. Add. Sentence Imposed)	Michigan Census
1943	7,397	2,229	5,377,329
1944	7,506	2,205	5,377,329
1945	7,391	2,353	5,435,092
1946	7,830	2,460	5,708,415
1947	8,239	2,529	6,069,000
1948	8,124	2,588	6,195,000
1949	8,519	3,165	6,352,000
1950	8,727	3,061	6,371,766
1951	9,176	3,041	6,545,000
1952	8,774	2,779	6,708,000
1953	8,870	3,530	6,852,000
1954	8,912	3,386	7,024,000
1955	9,571	3,270	7,236,000
1956	9,547	3,601	7,516,000
1957	10,071	3,588	7,803,000
1958	10,138	3,890	7,866,000
1959	10,334	3,667	7,960,000
1960	9,622	3,706	7,823,194
1961	9,550	4,123	7,903,000
1962	9,197	3,832	7,939,000
1963	8,338	3,990	8,030,000
1964	8,264	3,741	8,100,000
1965	7,345	3,280	8,199,283
1966	6,754	3,088	8,314,070
1967	7,037	3,719	8,615,000
1968	7,743	3,950	8,675,000
1969	8,409	4,169	8,734,000
1970	9,079	4,907	8,875,083
1971	9,547	5,446	8,996,000
1972	8,471	4,734	9,013,475
1973	7,874	4,114	9,061,000
1974	8,630	5,172	9,094,000
1975	10,855	6,218	9,092,000
1976	11,737	6,596	9,100,000
1977	13,824	7,071	9,138,000
1978	14,944	6,681	9,181,000
1979	15,063	5,843	9,207,000
1980	15,148	6,212	9,262,078
1981	14,923	6,138	9,270,000
1982	15,082	6,409	9,227,300
1983	14,508	6,897	9,050,282
1984	14,658	7,154	9,262,044
1985	17,744	7,767	9,170,000
1986	20,739	8,289	9,143,600
1987	23,977	9,092	9,205,800
1988	27,720	10,759	9,300,100
1989	31,834	12,760	9,273,300
1990	34,209	12,099	9,295,287
1991	36,293	12,179	9,395,022
1992	38,628	12,191	9,470,323
1993	38,942	10,299	9,529,240
1994	40,501	9,751	9,584,481
1995	41,112	9,523	9,659,871
1996	42,349	10,047	9,739,184
1997	44,771	10,575	9,785,450
1998	45,879	10,433	9,820,231
1999	46,617	9,656	9,863,775
2000	47,718	9,743	9,938,444
2001	48,849	10,498	9,990,817
2002	50,591	12,138	10,050,446 (est.)

[Sources] Prisoner Population: Prisoner Census Report. Commitments: Corrections Management Information System (CMIS). Michigan Census: U.S. Census Bureau: State and County QuickFacts.

*Total Prisoner Population includes prisoners in the institutions and camps, the SAI - Prison program and Community Residential Programs.

B2 2002 Commitments by Minimum Term Distribution for Men and Women — All Offenses

Includes Additional Sentences Imposed
Page One of Nineteen

B - 5

GRAND TOTALS*		
VIOLATIONS		
ATTEMPTS		
Max. Penalty		
28.729	Sex Offender - Fail to Register	4
	ATTEMPTS	
168.933	Election Law - False Swearing Under Oath	5
	ATTEMPTS	
257.254	MV Code - Intent to Pass False Title	10
	ATTEMPTS	
257.257	License Documents/Plates Forgery	5
	ATTEMPTS	
257.602A	Peace Officer - Fleeing Vehicle Code	15
	ATTEMPTS	
257.602A2	Peace Officer - Fleeing/Vehicle CD 4th Degree	2
	ATTEMPTS	
257.602A3	Peace Officer - Fleeing/Vehicle CD 2nd Offense	5
	ATTEMPTS	
257.602A3-A	Peace Officer - Fleeing/Vehicle CD 3rd Degree	5
	ATTEMPTS	
257.602A4-A	Peace Officer - Fleeing/Vehicle CD Second Degree	10
	ATTEMPTS	
257.617	Fail to Stop at Accident - Serious Impairment/Death Rslt	5
	ATTEMPTS	
257.625	Operating Motor Vehicle - Addict or Intox	20
	ATTEMPTS	
257.6251-A	Operating - OUIL/Per Se	MISD
	ATTEMPTS	
257.6253-A	Operating Impaired	MISD
	ATTEMPTS	
257.6254	Operating - Under the Influence Causing Death	15
	ATTEMPTS	
257.6255	OUIL - Causing Incapacitating Injury	5
	ATTEMPTS	
257.6255-A	Operating - Under the Influence Causing Serious Injury	5
	ATTEMPTS	
257.6256	Operating - OUIL/Per Se 3rd (Felony)	5
	ATTEMPTS	
257.6256B	Operating - OUIL/Per Se/OWI - 2nd Offense	1
	ATTEMPTS	
257.6256D	Operating - OUIL/Per Se/OWI - 3rd Offense	5
	ATTEMPTS	

TOTAL	.5	1	1.5	2	2.5	3	3.5	4	4.5	5	10	15	20	25	>25	LIFE	AVG
12,138	485	1,952	2,289	2,796	736	834	306	321	165	383	860	294	131	67	98	183	3.2
11,138	392	1,777	2,046	2,627	697	802	297	321	165	382	860	293	131	67	98	183	3.3
762	93	175	243	169	39	32	9			1		1					1.4
18	1	7	3	4	1	1		1									1.5
3		1	2														1.1
1		1															1.0
5		2	2	1													1.4
2	1	1															0.7
1			1														1.3
22		2	15	4	1												1.4
1				1													1.7
1			1														1.3
109	9	34	29	28	3	1	1	2	1		1						1.4
3	2		1														0.6
4		1		2		1											1.9
10		4		3	1	1		1									1.8
1			1														1.2
30		11	5	9	3	2											1.6
2				2													1.9
52		1	1	2	4	13	1	4	1	4	19	2					5.0
2						1	1										3.1
1			1														1.3
27		2	4	10	3	4	3				1						2.2
1				1													1.7
5			3	1						1							2.0
1	1																0.3
759	7	78	232	281	80	46	24	5		3	2	1					1.8

NOTE: Be sure to check for related offense codes when examining a particular type of crime. They may or may not be in sequential order or even on the same page.

B2 2002 Commitments by Minimum Term Distribution for Men and Women — All Offenses

Includes Additional Sentences Imposed
 Page Two of Nineteen

B - 6

GRAND TOTALS*																		
VIOLATIONS																		
ATTEMPTS																		
Max. Penalty																		
257.6257A1	Operating OUIL/Occupant < 16	1																
	ATTEMPTS																	1.7
257.6257A2	Operating OUIL/Occupant < 16, 2nd Offense	5																
	ATTEMPTS																	1.5
257.903	Motor Vehicle Code, False Certification	5																
	ATTEMPTS																	1.3
257.9044	Operate - License Suspend/Revoked Cause Death	15																
	ATTEMPTS																	3.9
257.9045	Operate - License Susp/Rev Cause Serious Injury	5																
	ATTEMPTS																	2.3
333.73413	Controlled Sub, Imitation Mfg. or Distribution	2																
	ATTEMPTS																	1.3
333.7401	Contr. Sub, Mfg, Del, Poss	LIFE																
	ATTEMPTS																	4.3
333.74012B3A	Contr. Sub, Mfg, Del, Poss GBL	7																
	ATTEMPTS																	2.0
333.7401C2A	Controlled Sub - Operate/Maintain A Lab	10																
	ATTEMPTS																	1.8
333.7401C2B	Contr. Sub. - Operate Lab Near Minor	20																
	ATTEMPTS																	4.9
333.7401C2C	Controlled Sub, Op/Maintain Lab Involve Hazardous Waste	20																
	ATTEMPTS																	4.1
333.7401C2D	Controlled Sub - Manufac Near Church/School	20																
	ATTEMPTS																	4.8
333.7401C2E	Controlled Sub, Op/Maintain Lab Involve Firearm	25																
	ATTEMPTS																	2.5
333.74012A	Controlled Sub, Mfg, Del, Poss (Narcotic or Cocaine)	LIFE																
	ATTEMPTS																	1.4
333.74012A1	Controlled Sub, Mfg, Del, Poss - 650 or More Grams	LIFE																
	ATTEMPTS																	17.5
333.74012A2	Controlled Sub, Mfg, Del, Poss 225-649g	30																
	ATTEMPTS																	13.0
333.74012A3	Controlled Sub, Mfg, Del, Poss 50-224g	20																
	ATTEMPTS																	6.1
333.74012A4	Controlled Sub, Mfg, Del, Poss <50 Grams	20																
	ATTEMPTS																	1.5
333.74012B	Contr. Sub, Mfg, Del, Poss, Sch 1-3, Methamphetamine	20																
	ATTEMPTS																	4.7

TOTAL	.5	1	1.5	2	2.5	3	3.5	4	4.5	5	10	15	20	25	>25	LIFE	AVG
12,138	485	1,952	2,289	2,796	736	834	306	321	165	383	860	294	131	67	98	183	3.2
11,138	392	1,777	2,046	2,627	697	802	297	321	165	382	860	293	131	67	98	183	3.3
762	93	175	243	169	39	32	9			1		1					1.4
1				1													1.7
13	1		7	4	1												1.5
4	1		2	1													1.3
6		1				1		1		2	1						3.9
4	1			1		1		1									2.3
1			1														1.3
10	1	7	2														1.0
1									1								4.3
1				1													2.0
6			1	5													1.8
4			1	3													1.8
2							1				1						4.9
5			1	1	1							2					4.1
8				1	3	1				1	1	1					4.8
1					1												2.5
2	1				1												1.4
15				1							3	2	4		3	2	17.5
1		1															1.0
21		1			1	1					6	4	8				13.0
128	1	4		5	2	8	5	11	2	25	63	2					6.1
1		1															1.0
942	26	424	197	156	42	63	5	14	1	8	4	2					1.5
82	22	49	6	3	1	1											0.8
7				1		2			1	1	2						4.7

NOTE: Be sure to check for related offense codes when examining a particular type of crime. They may or may not be in sequential order or even on the same page.

B2 2002 Commitments by Minimum Term Distribution for Men and Women — All Offenses
Includes Additional Sentences Imposed
 Page Three of Nineteen

B - 7

	GRAND TOTALS*																		
	VIOLATIONS																		
	ATTEMPTS																		
	Max. Penalty																		
333.74012B-A	Contr. Sub, Mfg, Del, Poss (Sch 1,2,3 ex Marij & Cocaine)	7																	
	ATTEMPTS																		
333.74012B-B	Contr. Sub, Mfg, Del, Poss Subs Added Sch 1,2,3	7																	
	ATTEMPTS																		
333.74012B1	Controlled Sub, Mfg, Del, Poss Methamphetamine	20																	
	ATTEMPTS																		
333.74012C-A	Controlled Sub, Mfg, Del, Poss, (Sch 4)	4																	
	ATTEMPTS																		
333.74012D	Controlled Sub, Mfg, Del, Poss (Sch 5)	2																	
	ATTEMPTS																		
333.74012D1	Controlled Sub, Mfg, Del, Poss, 45 Kg+ Marijuana	15																	
	ATTEMPTS																		
333.74012D2	Controlled Sub, Mfg, Del, Poss Marijuana 5 - <45 Kg	7																	
	ATTEMPTS																		
333.74012D3	Controlled Sub, Mfg, Del, Poss, Marijuana <5 Kg	4																	
	ATTEMPTS																		
333.74012E	Prescrip Forms/Official Unlawful Mfg, Del, Poss	20																	
	ATTEMPTS																		
333.74012F	Prescription Forms Mfg, Del, Poss	7																	
	ATTEMPTS																		
333.74022B	Contr. Sub. - Mfg, Del, Poss Counterfeit (Sch. 1, 2, 3)	5																	
	ATTEMPTS																		
333.74032A	Controlled Sub, Possession Narc. or Cocaine	LIFE																	
	ATTEMPTS																		
333.74032A1	Controlled Sub - Poss 650g+ Narc. or Cocaine	LIFE																	
	ATTEMPTS																		
333.74032A2	Controlled Sub - Poss 225-649g Narc. or Cocaine	30																	
	ATTEMPTS																		
333.74032A3	Controlled Sub - Poss 50-224g Narc. or Cocaine	20																	
	ATTEMPTS																		
333.74032A4	Controlled Sub - Poss 25-49g Narc. or Cocaine	4																	
	ATTEMPTS																		
333.74032A5	Controlled Sub - Poss Less 25g Narc. or Cocaine	4																	
	ATTEMPTS																		
333.74032B-A	Controlled Sub - Possession/ Analogues	2																	
	ATTEMPTS																		
333.74032B-B	Contr. Sub - Poss (Sub Added to Sch 1-4, by Rule)	2																	
	ATTEMPTS																		

TOTAL	.5	1	1.5	2	2.5	3	3.5	4	4.5	5	10	15	20	25	>25	LIFE	AVG
12,138	485	1,952	2,289	2,796	736	834	306	321	165	383	860	294	131	67	98	183	3.2
11,138	392	1,777	2,046	2,627	697	802	297	321	165	382	860	293	131	67	98	183	3.3
762	93	175	243	169	39	32	9			1		1					1.4
19	1	2	4	7		3	1				1						2.0
2			1				1										2.5
27			3	1		9	3		3	4	4						3.7
2			1	1													1.6
1						1											3.0
4	1	1	1			1											1.5
5	1		2	1	1												1.5
165	16	40	57	35	9	8											1.4
4	3		1														0.5
1			1														1.4
1		1															1.0
1			1														1.5
2			1		1												1.8
1													1				20.0
4													3			1	20.0
16	1			2		1				2	10						6.6
7		1	2	2		1		1									2.0
2	1	1															0.7
385	45	114	97	84	23	18	1	2		1							1.4
18	8	7	3														0.7
8		3	3	1	1												1.3
1		1															0.8

NOTE: Be sure to check for related offense codes when examining a particular type of crime. They may or may not be in sequential order or even on the same page.

B2 2002 Commitments by Minimum Term Distribution for Men and Women — All Offenses
Includes Additional Sentences Imposed
 Page Four of Nineteen

B - 8

GRAND TOTALS*		
VIOLATIONS		
ATTEMPTS		
Max. Penalty		
333.74032B1	Controlled Sub - Possession Methamphetamine	10 ATTEMPTS
333.74032D	Controlled Sub - Poss Marijuana	1 ATTEMPTS
333.74042A	Contr. Sub Use (Narcotic, Cocaine, Methamphetamine)	1 ATTEMPTS
333.7405D	Contr. Sub - Maintain or Keep Drug House	2 ATTEMPTS
333.7407A-A	Controlled Sub - Induce Person to Commit Felony	LIFE ATTEMPTS
333.7407A1-A	Controlled Sub - Attempted Felony	LIFE ATTEMPTS
333.74071C	Controlled Sub - Obtain by Fraud	4 ATTEMPTS
333.74071G	Controlled Sub - Counterfeit Prescription Form	4 ATTEMPTS
333.74101A	Controlled Sub, Deliver to Minor < 50g	40 ATTEMPTS
333.74101-D	Contr. Sub - Delivery to Minor (Sch. 4 & Marijuana)	8 ATTEMPTS
333.74102-A	Contr. Sub - Del on School Prop (Narc. or Cocaine) <50g	60 ATTEMPTS
333.74103	Contr. Sub - Poss w/Int on School Prop (Narc/Cocaine) <50g	40 ATTEMPTS
333.74104-A	Contr. Sub - Poss on School Prop (Narc/Cocaine) <25g	8 ATTEMPTS
333.74132	Controlled Sub - Second Offense - Double Penalty	LIFE ATTEMPTS
400.602-B	Welfare Fraud - Fail to Inform \$500 or More	4 ATTEMPTS
432.2182	Gambling Activity-Felony Violations	10 ATTEMPTS
436.1203	Alcohol - Sell/Deliver/Import w/o License	1 ATTEMPTS
436.17012	Alcohol - Sell/Furnish to Minor, Death Resulting	10 ATTEMPTS
500.45111	Insurance - Fraudulent Acts	4 ATTEMPTS

TOTAL	.5	1	1.5	2	2.5	3	3.5	4	4.5	5	10	15	20	25	>25	LIFE	AVG
12,138	485	1,952	2,289	2,796	736	834	306	321	165	383	860	294	131	67	98	183	3.2
11,138	392	1,777	2,046	2,627	697	802	297	321	165	382	860	293	131	67	98	183	3.3
762	93	175	243	169	39	32	9			1		1					1.4
20		2	5	10		2		1									1.9
7	1	2	2	1	1												1.3
22	1	11	10														1.0
2		1	1														1.1
17	1	7	8	1													1.1
2		1						1									2.5
3			1	2													1.7
1					1												2.3
14		5	2	4	1	1		1									1.7
3		1	1			1											1.6
1				1													2.0
2		1										1					8.0
3		1	2														1.2
1		1															0.8
4				3							1						3.5
1	1																0.3
2				1													8.5
1		1										1					1.0
1		1															1.0
3		2			1												1.4
9	7		2														0.3
1			1														1.2
1		1															1.0
1		1															1.0
1									1								4.2
2		1									1						3.5

NOTE: Be sure to check for related offense codes when examining a particular type of crime. They may or may not be in sequential order or even on the same page.

B2 2002 Commitments by Minimum Term Distribution for Men and Women — All Offenses

Includes Additional Sentences Imposed
 Page Five of Nineteen

B-9

GRAND TOTALS*		
VIOLATIONS		
ATTEMPTS		
Max. Penalty		
570.152	Contractor - Fraudulent Use of Building Contract Fund	3 ATTEMPTS
750.10A	Sexually Delinquent	LIFE ATTEMPTS
750.110	Breaking & Entering	10 ATTEMPTS
750.110-A	Break & Enter - Unoccup. Bldg. w/Intent	10 ATTEMPTS
750.110-B	Break & Enter Occup Bldg. w/Intent	15 ATTEMPTS
750.110A2	Home Invasion - 1st Degree	20 ATTEMPTS
750.110A3	Home Invasion - 2nd Degree	15 ATTEMPTS
750.110A4	Home Invasion - 3rd Degree	5 ATTEMPTS
750.111	Entering w/o Breaking	5 ATTEMPTS
750.115	Illegal Entry (w/o Owners Permission)	MISD ATTEMPTS
750.116	Possession of Burglars Tools	10 ATTEMPTS
750.117	Bribery of Public Officer	4 ATTEMPTS
750.1227A	Witness - Bribe/Intimidate/Interfere	4 ATTEMPTS
750.1227C	Witness - Intimidate, Threaten Inj/Death	15 ATTEMPTS
750.131A	Checks w/o Account or w/o Suff Funds	2 ATTEMPTS
750.131A1	Check - No Account	2 ATTEMPTS
750.131A2	Check - 3 Non-Sufficient Funds Within 10 Days	2 ATTEMPTS
750.1313C	Check - Non-Sufficient Funds - \$500 or More	2 ATTEMPTS
750.135	Child Abuse - Abandonment	10 ATTEMPTS

TOTAL	.5	1	1.5	2	2.5	3	3.5	4	4.5	5	10	15	20	25	>25	LIFE	AVG
12,138	485	1,952	2,289	2,796	736	834	306	321	165	383	860	294	131	67	98	183	3.2
11,138	392	1,777	2,046	2,627	697	802	297	321	165	382	860	293	131	67	98	183	3.3
762	93	175	243	169	39	32	9			1		1					1.4
3			2	1													1.6
2		1					1										2.2
423	7	56	74	140	35	52	17	24		10	7	1					2.1
67	5	10	20	19	9	4											1.6
10			4	4		2											1.9
2		1	1														1.2
1								1									4.0
2						2											3.0
277		6	14	40	19	34	7	13	25	29	73	14	3				5.0
24	2	7	8	6		1											1.3
446	6	33	45	133	50	59	23	35	9	27	23	3					2.7
45		6	14	19	3	3											1.7
49		4	8	21	8	4	3	1									2.0
3	1	1	1	1													0.8
19	1	1	4	7	3	1	1			1							2.0
1		1															1.0
1			1														1.3
10			4	4		2											1.9
2				1			1										2.6
1			1														1.3
2		1		1													1.4
1										1							4.8
1			1														1.1
23	1	4	15	2	1												1.2
11	1	3	6			1											1.2
5			4		1												1.5
1				1													1.9

NOTE: Be sure to check for related offense codes when examining a particular type of crime. They may or may not be in sequential order or even on the same page.

B2 2002 Commitments by Minimum Term Distribution for Men and Women — All Offenses

Includes Additional Sentences Imposed
 Page Six of Nineteen

B - 10

GRAND TOTALS*		
VIOLATIONS		
ATTEMPTS		
Max. Penalty		
750.136B2	Child Abuse, 1st Degree	15
ATTEMPTS		
750.136B3	Child Abuse, 2nd Degree	4
ATTEMPTS		
750.136B4	Child Abuse, 3rd Degree	2
ATTEMPTS		
750.145A	Children - Accosting for Immoral Purposes	1
ATTEMPTS		
750.145C2	Child Sexually Abusive Activity	20
ATTEMPTS		
750.145C3	Child Sex Abuse Activity - Distribute or Promote	7
ATTEMPTS		
750.145D2	Computers-Commit Proscribed Conduct	20
ATTEMPTS		
750.145D2F	Computer/Internet - Comm w/Other to Plan Crime	20
ATTEMPTS		
750.147B	Ethnic Intimidation	2
ATTEMPTS		
750.157B2	Solicit to Murder	LIFE
ATTEMPTS		
750.157N	Financial Transaction Device, Steal/Retain/Poss	4
ATTEMPTS		
750.157N1	Financial Transaction Device - Steal/Retain w/o Consent	4
ATTEMPTS		
750.157N2	Financial Transaction Device - Poss Fraudulent One	4
ATTEMPTS		
750.157P	Financial Transaction Device - Poss w/Intent to Use/Sell	4
ATTEMPTS		
750.157Q	Financial Transaction Device - Illegal Sale/Use	4
ATTEMPTS		
750.157R	Financial Transaction Device - Forge/Alter/Counterfeiting	4
ATTEMPTS		
750.157U	Financial Transaction Device - Overcharging	4
ATTEMPTS		
750.157W1C1	Financial Trans Device-Fraud Betw \$1K & <\$20K	5
ATTEMPTS		
750.158	Sodomy	15
ATTEMPTS		

TOTAL	.5	1	1.5	2	2.5	3	3.5	4	4.5	5	10	15	20	25	>25	LIFE	AVG
12,138	485	1,952	2,289	2,796	736	834	306	321	165	383	860	294	131	67	98	183	3.2
11,138	392	1,777	2,046	2,627	697	802	297	321	165	382	860	293	131	67	98	183	3.3
762	93	175	243	169	39	32	9			1		1					1.4
22				2		3	2	3	1	4	7						4.8
2			1	1													1.5
15		3	4	6	1	1											1.6
1			1														1.3
9		2	6	1													1.3
1				1													1.9
22			3	4	2	1		1		4	5	2					5.0
1			1														1.4
1				1													1.6
5			2	1	1				1								2.3
7			1	1	2			1	1	1							3.0
1			1														1.3
2							1				1						4.6
1		1															1.0
45	5	10	15	9	4	2											1.4
1			1														1.3
4	2		2														0.8
12		4	3	1	3			1									1.7
2	1	1															0.5
16		3	4	5	4												1.7
2			2														1.2
1	1																0.3
1		1															1.0
1			1														1.5
1		1															1.0

NOTE: Be sure to check for related offense codes when examining a particular type of crime. They may or may not be in sequential order or even on the same page.

B2 2002 Commitments by Minimum Term Distribution for Men and Women — All Offenses
Includes Additional Sentences Imposed
 Page Seven of Nineteen

B - 11

	GRAND TOTALS*																		
	VIOLATIONS	12,138	485	1,952	2,289	2,796	736	834	306	321	165	383	860	294	131	67	98	183	3.2
	ATTEMPTS	11,138	392	1,777	2,046	2,627	697	802	297	321	165	382	860	293	131	67	98	183	3.3
	Max. Penalty	762	93	175	243	169	39	32	9			1		1					1.4
750.15911	Criminal Enterprise - Conducting	20			1				1	1	1	1	2						4.4
	ATTEMPTS																		
750.161	Desertion & Non-Support	3		1	1	2													1.6
	ATTEMPTS			3															1.0
750.165	Refusing to Support Spouse or Children	4		1	5	7		2											1.7
	ATTEMPTS			8	8														1.2
750.174	Embezzle - Agt, Serv, Emp, Trustee	10		2															0.3
	ATTEMPTS		2																
750.174-B	Embezzlement - Agent or Trustee Over \$100	10	1	2	3			3											1.7
	ATTEMPTS		2		1	1													1.7
750.1744A	Embezzlement - Agent or Trustee Betw \$1K and <\$20K	5	3	5	9	11	1	2											1.5
	ATTEMPTS		2		2														1.3
750.1744B	Embezzle - Agent or Trustee -Betw \$200 & <\$1K, 2nd Off	5			1														1.5
	ATTEMPTS																		
750.1745A	Embezzlement - Agent or Trustee \$20K or More	10		1	3	1		1				1	1						2.7
	ATTEMPTS					2													2.0
750.176	Embezzle - Administrator/Executor/Guardian	10			1								1						4.2
	ATTEMPTS																		
750.186A	Escape from Juvenile Facility	4		1	1	1													1.4
	ATTEMPTS																		
750.188	Escape - Allowed by Officer/Guard	LIFE											1						6.0
	ATTEMPTS																		
750.193	Break, Escape or Attempt to Break, Escape Prison	5	6	33	22	13	3	1				1							1.3
	ATTEMPTS		2	1	1														0.8
750.1952	Escape - From Felony Jail Sentence	4		2	3	3	1												1.6
	ATTEMPTS																		
750.197C	Assault Employee and/or Escape Jail Through Violence	4	1	5	4	4	1	3	2	1	1								2.0
	ATTEMPTS		7	4	3														1.1
750.197CA	Assault Prison Employee	4		5	9	10	3	7		2		1	1						2.1
	ATTEMPTS		5	4	1														1.0
750.1972	Escape - Awaiting Trial for Felony	4		4	6	4	1												1.4
	ATTEMPTS		2	1	1														1.1
750.199A	Absconding or Forfeiting Bond	4	3	3	5	2	2	1											1.4
	ATTEMPTS		1		1														1.3
750.200J1A	Harmful Device - Chemical Irritant or Imitation	5				1													2.0
	ATTEMPTS																		
750.2072B	Explosives, Place Near Prop, Cause Property Damage	20								1				1					7.8
	ATTEMPTS		2																

TOTAL	.5	1	1.5	2	2.5	3	3.5	4	4.5	5	10	15	20	25	>25	LIFE	AVG
12,138	485	1,952	2,289	2,796	736	834	306	321	165	383	860	294	131	67	98	183	3.2
11,138	392	1,777	2,046	2,627	697	802	297	321	165	382	860	293	131	67	98	183	3.3
762	93	175	243	169	39	32	9			1		1					1.4
7			1				1	1	1	1	2						4.4
4		1	1	2													1.6
3		3															1.0
15		1	5	7		2											1.7
8			8														1.2
2	2																0.3
9	1	2	3			3											1.7
2			1	1													1.7
31	3	5	9	11	1	2											1.5
2			2														1.3
1			1														1.5
8		1	3	1		1				1	1						2.7
2				2													2.0
2			1										1				4.2
3		1	1	1													1.4
1												1					6.0
79	6	33	22	13	3	1				1							1.3
2	1		1														0.8
9		2	3	3	1												1.6
22	1	5	4	4	1	3	2	1	1								2.0
7		4	3														1.1
38		5	9	10	3	7		2		1	1						2.1
5		4	1														1.0
15		4	6	4	1												1.4
2		1	1														1.1
16	3	3	5	2	2	1											1.4
1			1														1.3
1				1													2.0
2									1			1					7.8

NOTE: Be sure to check for related offense codes when examining a particular type of crime. They may or may not be in sequential order or even on the same page.

B2 2002 Commitments by Minimum Term Distribution for Men and Women — All Offenses
Includes Additional Sentences Imposed
 Page Eight of Nineteen

B - 12

GRAND TOTALS*		
VIOLATIONS		
ATTEMPTS		
Max. Penalty		
750.209	Explosives - Place Offensive Subs w/Int Alarm/Inj/Destroy	LIFE ATTEMPTS
750.209-A	Explosives - Poss w/Intent to Terrorize	10 ATTEMPTS
750.211A2A	Explosives - Poss of Molotov Cocktail/Other Expl.	15 ATTEMPTS
750.211A2B	Explosives - Poss Molotov Cocktail Causing Property Damage	20 ATTEMPTS
750.211A2C	Explosives - Poss Molotov Cocktail Cause Injury	25 ATTEMPTS
750.213	Extortion	20 ATTEMPTS
750.218	False Pretenses w/Int to Defraud	10 ATTEMPTS
750.218-B	False Pretenses - Over \$100	10 ATTEMPTS
750.2184A	False Pretenses - \$1,000 or More, Less Than \$20,000	5 ATTEMPTS
750.2185A	False Pretenses - \$20K or More	10 ATTEMPTS
750.219A2C1	Telephone - Avoid Payment Betw \$1K & <\$20K	5 ATTEMPTS
750.224	Weapons, Dangerous Weapon Sale/Poss	5 ATTEMPTS
750.224B	Weapon, Short-Barrel Shotgun/Rifle	5 ATTEMPTS
750.224F	Weapon-Firearm, Poss by Felon	5 ATTEMPTS
750.2241-A	Weapon, Dangerous Weapon - Misc	5 ATTEMPTS
750.2241-B	Weapon, Dangerous Weapon - Gas Eject Dev	5 ATTEMPTS
750.226	Carry Weapon W/Unlawful Intent	5 ATTEMPTS
750.227	Carrying Concealed Weapons	5 ATTEMPTS
750.227B	Felony Firearm	10 ATTEMPTS

TOTAL	.5	1	1.5	2	2.5	3	3.5	4	4.5	5	10	15	20	25	>25	LIFE	AVG
12,138	485	1,952	2,289	2,796	736	834	306	321	165	383	860	294	131	67	98	183	3.2
11,138	392	1,777	2,046	2,627	697	802	297	321	165	382	860	293	131	67	98	183	3.3
762	93	175	243	169	39	32	9			1		1					1.4
1											1						7.0
1						1											3.0
2										2							5.0
1						1											3.0
2	1									1							2.7
1											1						7.0
7				2		3					2						4.0
1				1													1.8
2				2													2.0
8		1	2	2	1	1					1						2.5
3		2			1												1.4
24		4	6	10	1	2	1										1.8
1		1															1.0
3			1	1				1									2.3
2		1		1													1.5
1	1																0.5
1	1																0.4
9	1	2	3	1	1	1											1.5
2	2																0.1
206	47	50	31	45	17	5	1	3		2	3	2					1.5
6	2	1	1	2													1.0
5			1	3	1												1.9
1		1															1.0
11			3	4		1		2			1						2.6
1				1													1.7
172	22	44	38	40	10	11	4	1			2						1.5
23	5	1	7	9	1												1.2
10				10													2.0

NOTE: Be sure to check for related offense codes when examining a particular type of crime. They may or may not be in sequential order or even on the same page.

B2 2002 Commitments by Minimum Term Distribution for Men and Women — All Offenses
Includes Additional Sentences Imposed
 Page Nine of Nineteen

B - 13

		GRAND TOTALS*
		VIOLATIONS
		ATTEMPTS
		Max. Penalty
750.227B-A	Weapons - Felony Firearm	2
	ATTEMPTS	
750.227B-B	Weapons - Felony Firearm - 2nd Offense	5
	ATTEMPTS	
750.234A	Firearm, Discharge from a Vehicle	4
	ATTEMPTS	
750.234B	Firearm, Discharge In/At Dwelling	4
	ATTEMPTS	
750.237A1	Weapon Free School Zone, General Felony	5
	ATTEMPTS	
750.2411	Fireman - Obstructing	4
	ATTEMPTS	
750.248	Forgery of Records, Other Instruments	14
	ATTEMPTS	
750.248A	Financial Transaction Device - Utter & Publish	4
	ATTEMPTS	
750.249	Uttering & Publishing	14
	ATTEMPTS	
750.249A	Financial Transaction Device - Forgery	4
	ATTEMPTS	
750.250	Forgery of State Warrant	7
	ATTEMPTS	
750.251	Forgery of Bank Bills/Promissory Notes	7
	ATTEMPTS	
750.253	Uttering & Publishing Counterfeit Bills or Notes	5
	ATTEMPTS	
750.254	Forged Bills, Notes, Possession w/Int to Utter & Publish	5
	ATTEMPTS	
750.260	Counterfeiting - Coins/Poss of More than 5	LIFE
	ATTEMPTS	
750.280	Gross Frauds & Cheats at Common Law	10
	ATTEMPTS	
750.285	Obtain Personal Identity Info w/o Permission	5
	ATTEMPTS	
750.300A1C	Food Stamps - Fraud Over \$1,000	10
	ATTEMPTS	
750.316	First Degree Murder	LIFE
	ATTEMPTS	

TOTAL	.5	1	1.5	2	2.5	3	3.5	4	4.5	5	10	15	20	25	>25	LIFE	AVG
12,138	485	1,952	2,289	2,796	736	834	306	321	165	383	860	294	131	67	98	183	3.2
11,138	392	1,777	2,046	2,627	697	802	297	321	165	382	860	293	131	67	98	183	3.3
762	93	175	243	169	39	32	9			1		1					1.4
424		1		423													1.9
1		1															1.0
2										2							5.0
2			1			1											2.0
14	5	1	2	4	1	1											1.2
1			1														1.2
2			2														1.4
1					1												2.5
38		4	15	11	3	2		1		1	1						1.9
1			1			1											3.0
1			1														1.3
323	10	61	89	96	26	27	3	5		4	2						1.7
64	11	16	16	11	6	3	1										1.3
1			1														1.4
1				1													2.0
1			1														1.5
4		1	1	1			1										1.9
1	1																0.5
1					1												2.4
1			1														1.3
6			3	3													1.7
1	1																0.5
7																7	

NOTE: Be sure to check for related offense codes when examining a particular type of crime. They may or may not be in sequential order or even on the same page.

B2 2002 Commitments by Minimum Term Distribution for Men and Women — All Offenses
Includes Additional Sentences Imposed
 Page Ten of Nineteen

B - 14

		GRAND TOTALS*
		VIOLATIONS
		ATTEMPTS
		Max. Penalty
750.316-A	Murder - 1st Degree - Premeditated	LIFE ATTEMPTS
750.316-B	Murder - Felony	LIFE ATTEMPTS
750.316-C	Murder - Open - Statutory Short Form	LIFE ATTEMPTS
750.317	Second Degree Murder	LIFE ATTEMPTS
750.321	Manslaughter	15 ATTEMPTS
750.321-A	Manslaughter - Statutory Short Form	15 ATTEMPTS
750.321-C	Manslaughter - Involuntary	15 ATTEMPTS
750.321-E	Manslaughter with Motor Vehicle	15 ATTEMPTS
750.324	Negligent Homicide	2 ATTEMPTS
750.329	Death, Firearm without Malice	15 ATTEMPTS
750.329A	Suicide - Assisting	5 ATTEMPTS
750.335A	Indecent Exposure (Sexually Delinquent Person)	LIFE ATTEMPTS
750.338	Gross Indecency Between Males - Commit/Procure	5 ATTEMPTS
750.338B	Gross Indecency Male and Female - Commit/Procure	5 ATTEMPTS
750.349	Kidnapping	LIFE ATTEMPTS
750.350	Kidnapping - Child Enticement	LIFE ATTEMPTS
750.350A1	Kidnapping - Custodial Interference	13 mo. ATTEMPTS
750.356-A	Larceny - Over \$100	5 ATTEMPTS
750.356A	Larceny - From a Motor Vehicle	5 ATTEMPTS

TOTAL	.5	1	1.5	2	2.5	3	3.5	4	4.5	5	10	15	20	25	>25	LIFE	AVG
12,138	485	1,952	2,289	2,796	736	834	306	321	165	383	860	294	131	67	98	183	3.2
11,138	392	1,777	2,046	2,627	697	802	297	321	165	382	860	293	131	67	98	183	3.3
762	93	175	243	169	39	32	9			1		1					1.4
91				1				1								89	2.9
54															1	53	35.0
8															2	6	32.5
178						1		1		4	14	45	31	30	45	7	22.1
9	2				1		1	1		2	2						4.1
35		1		5		4	1	4		6	13		1				5.8
20			1	2			2	2	1	5	6	1					5.1
9			1					1	1	1	4		1				7.2
5			5														1.2
1								1									3.6
1			1														1.3
3	1	1									1						2.7
1		1															1.0
4			3		1												1.6
13								1	1		4	1	1	2	2	1	19.4
3				2		1											2.3
4	1							1	1		1						4.1
1				1													1.9
1			1														1.3
9	1		2	1	2	3											2.1
3	1			1	1												1.6

NOTE: Be sure to check for related offense codes when examining a particular type of crime. They may or may not be in sequential order or even on the same page.

B2 2002 Commitments by Minimum Term Distribution for Men and Women — All Offenses

Includes Additional Sentences Imposed
Page Eleven of Nineteen

B - 15

GRAND TOTALS*		VIOLATIONS		ATTEMPTS		Max. Penalty	
750.356A-A	Larceny - From a Motor Vehicle	5					
	ATTEMPTS						
750.356A-B	Breaking and Entering - A Vehicle	5					
	Steal Prop. Over \$5	ATTEMPTS					
750.356A-C	Breaking and Entering - A Vehicle	5					
	(with Damage)	ATTEMPTS					
750.356A1	Larceny - From a Motor Vehicle	5					
	ATTEMPTS						
750.356A2A	Breaking and Entering - A	MISD					
	Vehicle Steal Prop. <\$200	ATTEMPTS					
750.3563A2B1	Breaking and Entering - A Vehicle	MISD					
	Steal Prop. betw \$200-\$1K	ATTEMPTS					
750.356A2C1	Breaking and Entering - A Vehicle	5					
	Steal Prop. \$1K - <\$20K	ATTEMPTS					
750.356A2C2	B&E Vehicle - Steal Betw \$200-\$1K	5					
	2nd Offense	ATTEMPTS					
750.356A2D1	Breaking and Entering - A Vehicle	10					
	Steal Prop. \$20K+	ATTEMPTS					
750.356A3	Breaking and Entering - A Vehicle	5					
	(with Damage)	ATTEMPTS					
750.356B	B & E Coin Operated Telephone	4					
	ATTEMPTS						
750.356C	Retail Fraud - 1st Degree	5					
	ATTEMPTS						
750.356D	Retail Fraud - 2nd Degree	1					
	ATTEMPTS						
750.3562A	Larceny - \$20,000 or More	10					
	ATTEMPTS						
750.3563A	Larceny - \$1,000 Or More But	5					
	Less Than \$20,000	ATTEMPTS					
750.3563B	Larceny - \$200 Or More But Less	5					
	Than \$1,000 - 2nd Offense	ATTEMPTS					
750.357	Larceny from Person	10					
	ATTEMPTS						
750.357B	Firearms, Stealing of Another	5					
	ATTEMPTS						
750.360	Larceny in Building	4					
	ATTEMPTS						

TOTAL	.5	1	1.5	2	2.5	3	3.5	4	4.5	5	10	15	20	25	>25	LIFE	AVG
12,138	485	1,952	2,289	2,796	736	834	306	321	165	383	860	294	131	67	98	183	3.2
11,138	392	1,777	2,046	2,627	697	802	297	321	165	382	860	293	131	67	98	183	3.3
762	93	175	243	169	39	32	9			1		1					1.4
1				1													2.0
6				3	2			1									2.6
1	1																0.5
2	1			1													1.1
1			1														1.4
57	6	17	16	10	4	2	2										1.4
4		2		2													1.3
1							1										3.3
1		1															1.0
4			2		2												1.9
1				1													1.7
1										1							4.8
40	4	8	18	6		1	3										1.4
8	3	1	3	1													1.0
1			1														1.5
187	5	62	47	51	12	7	1	1		1							1.5
6		3	3														1.1
1				1													2.0
2						1	1										3.1
32	1	7	8	10	5	1											1.6
2			1	1													1.5
1								1									3.8
102	6	11	15	28	6	12	7	5	2	3	7						2.4
14		4	3	6		1											1.6
12	1	1	5	2		2	1										1.8
161	2	30	49	47	14	16	1	2									1.7
24		5	18	1													1.2

NOTE: Be sure to check for related offense codes when examining a particular type of crime. They may or may not be in sequential order or even on the same page.

B2 2002 Commitments by Minimum Term Distribution for Men and Women — All Offenses
Includes Additional Sentences Imposed
 Page Twelve of Nineteen

B - 16

GRAND TOTALS*		
VIOLATIONS		
ATTEMPTS		
Max. Penalty		
750.362-A	Larceny - By Conversion Over \$100	5 ATTEMPTS
750.362AA	Failure to Return Rented Property Over \$100	2 ATTEMPTS
750.362A3A	Failure to Return Rented Property Betw \$1K & <\$20K	5 ATTEMPTS
750.3622A	Larceny by Conversion \$20K+	10 ATTEMPTS
750.3623A	Larceny - By Conversion Betw \$1K and <\$20K	5 ATTEMPTS
750.377A	Malicious Destruction of Personal Property	10 ATTEMPTS
750.377AA	Malicious Destruction of Personal Property Over \$100	4 ATTEMPTS
750.377A1A1	Malicious Destruction of Personal Property \$20K+	10 ATTEMPTS
750.377A1B	Malicious Dest of Prop 2nd or Subs.	5 ATTEMPTS
750.377A1B1	Mal Destr. of Personal Property Betw \$1K & <\$20K	5 ATTEMPTS
750.377A1C1	Mal Destr. of Personal Property Betw \$200 & <\$1K	1 ATTEMPTS
750.377B	Mal Destr. Police or Fire Dept Property	4 ATTEMPTS
750.380	Malicious Destruction of Building	10 ATTEMPTS
750.380A	Malicious Destruction of Building Over \$100	4 ATTEMPTS
750.3803A	Malicious Destruction of Building Betw \$1K & <\$20K	5 ATTEMPTS
750.3821C1	Malicious Destr. - Trees, etc. Betw \$1K & <\$20K	5 ATTEMPTS
750.383A	Malicious Destruction of Utility Property	4 ATTEMPTS
750.387	Malicious Destr. Tombs/Memorials	10 ATTEMPTS
750.3872	Malicious Destr. Tombs/Memorials Felony	5 ATTEMPTS

TOTAL	.5	1	1.5	2	2.5	3	3.5	4	4.5	5	10	15	20	25	>25	LIFE	AVG
12,138	485	1,952	2,289	2,796	736	834	306	321	165	383	860	294	131	67	98	183	3.2
11,138	392	1,777	2,046	2,627	697	802	297	321	165	382	860	293	131	67	98	183	3.3
762	93	175	243	169	39	32	9			1		1					1.4
3			2	1													1.5
2	1		1														0.7
2		1	1														1.2
1	1																0.2
3	1			1				1									2.1
2	1		1														0.7
12		2	6	1		3											1.7
1		1															1.0
2				1			1										2.6
4		1	1	1		1											1.7
1		1															0.7
1	1																0.3
19	1	3	6	6		2											1.6
1				1													1.7
1								1									3.3
34	1	8	9	12	2	2											1.6
8		2	6														1.2
1		1															1.0
1				1													1.7
1			1														1.3
10		1	3	5		1											1.7
1			1														1.5
1	1																0.3
1				1													2.0
1		1															1.0

NOTE: Be sure to check for related offense codes when examining a particular type of crime. They may or may not be in sequential order or even on the same page.

B2 2002 Commitments by Minimum Term Distribution for Men and Women — All Offenses
Includes Additional Sentences Imposed
 Page Thirteen of Nineteen

B - 17

	GRAND TOTALS*																		
	VIOLATIONS																		
	ATTEMPTS																		
	Max. Penalty																		
750.411A1B	False Report of a Felony	4																	
	ATTEMPTS																		
750.411A3A	False Report/Threat - Bomb, Harmful Materials	4																	
	ATTEMPTS																		
750.411I	Stalking, Aggravated	5																	
	ATTEMPTS																		
750.411O	Money Laundering - 1st Degree	20																	
	ATTEMPTS																		
750.413	Unlawfully Driving Away an Automobile	5																	
	ATTEMPTS																		
750.414	Unlawful Use Auto w/o Intent to Steal	2																	
	ATTEMPTS																		
750.4152	MV Conceal or Misrep ID w/Intent to Mislead (Felony)	4																	
	ATTEMPTS																		
750.417	MV - Mortgaged - Remove From State w/o Permission	4																	
	ATTEMPTS																		
750.422	Perjury, Court Proceeding	LIFE																	
	ATTEMPTS																		
750.451-B	Prostitution - 3rd Offense	2																	
	ATTEMPTS																		
750.455	Prostitution/Pandering	20																	
	ATTEMPTS																		
750.459	Prostitution - Transporting Female (perhaps compel)	20																	
	ATTEMPTS																		
750.479	Obstruct/Resist Public Officer Serving/Executing Process	20																	
	ATTEMPTS																		
750.479-A	Public Officer -Resist & Obstruct Serve Process/Order	2																	
	ATTEMPTS																		
750.479-B	Police Officer - Resist & Obstruct	2																	
	ATTEMPTS																		
750.479A	Peace Officer - Fleeing	15																	
	ATTEMPTS																		
750.479A-B	Peace Officer - Resist Arrest Injury Inflicted	2																	
	ATTEMPTS																		
750.479A2	Police Officer - Fleeing - 4th Degree	2																	
	ATTEMPTS																		
750.479A3	Police Officer - Fleeing 3rd Degree	5																	
	ATTEMPTS																		

TOTAL	.5	1	1.5	2	2.5	3	3.5	4	4.5	5	10	15	20	25	>25	LIFE	AVG
12,138	485	1,952	2,289	2,796	736	834	306	321	165	383	860	294	131	67	98	183	3.2
11,138	392	1,777	2,046	2,627	697	802	297	321	165	382	860	293	131	67	98	183	3.3
762	93	175	243	169	39	32	9			1		1					1.4
14	2	6		2	1	3											1.5
5			3			1			1								2.3
37	1	8	7	14	2	1	2			1		1					2.1
3	1	1	1														0.8
2				1							1						4.7
175	8	31	36	60	26	8	2	2		1	1						1.7
14		1	5	8													1.5
44	2	10	28	3						1							1.3
3			1	1		1											1.9
1				1													2.0
1				1													1.9
11		4	7														1.1
1						1											3.0
4								1			1	1		1			12.2
5	1	2	1	1													1.1
1			1														1.3
133	6	34	71	11	3	7		1									1.3
1			1														1.5
3	1	1			1												1.2
38	1	7	25	3	1	1											1.3
129		20	38	38	9	8	6	6	2	1	1						2.0
4			3	1													1.5

NOTE: Be sure to check for related offense codes when examining a particular type of crime. They may or may not be in sequential order or even on the same page.

B2 2002 Commitments by Minimum Term Distribution for Men and Women — All Offenses

Includes Additional Sentences Imposed
Page Fourteen of Nineteen

B - 18

	GRAND TOTALS*																	
	VIOLATIONS																	
	ATTEMPTS																	
	Max. Penalty																	
750.479A4-A	Police Officer - Fleeing (Penal Code) - 2nd Degree	10																
	ATTEMPTS																	
750.479B2	Peace Officer - Disarming Firearm	10																
	ATTEMPTS																	
750.483A2B	Interfering with Crime Report - Threat to Kill/Injure	10																
	ATTEMPTS																	
750.491	Public Records - Destroy/Mutilate/ Remove	MISD																
	ATTEMPTS																	
750.50B	Animals, Killing/Torturing	4																
	ATTEMPTS																	
750.505	Common Law Offense, No Express Penalty	5																
	ATTEMPTS																	
750.505-A	Obstruction of Justice	5																
	ATTEMPTS																	
750.505-B	Accessory After the Fact to Felony	5																
	ATTEMPTS																	
750.520	Criminal Sexual Conduct (CSC)	LIFE																
	ATTEMPTS																	
750.520B	CSC - 1st Degree	LIFE																
	Multiple Variables	ATTEMPTS																
750.520B1A	CSC - 1st Degree - Person Under 13	LIFE																
	ATTEMPTS																	
750.520B1B	CSC - 1st Degree - Relationship	LIFE																
	ATTEMPTS																	
750.520B1C	CSC - 1st Degree - During Felony	LIFE																
	ATTEMPTS																	
750.520B1E	CSC - 1st Degree - Weapon Used	LIFE																
	ATTEMPTS																	
750.520B1F	CSC - 1st Degree - Personal Injury	LIFE																
	ATTEMPTS																	
750.520B1G	CSC - 1st Degree - Injury to Incap. Victim	LIFE																
	ATTEMPTS																	
750.520B1H	CSC - 1st Degree - Mentally Disabled-Relation	LIFE																
	ATTEMPTS																	
750.520C	CSC, 2nd Degree	15																
	Multiple Variables	ATTEMPTS																
750.520C1A	CSC - 2nd Degree - Person Under 13	15																
	ATTEMPTS																	

TOTAL	.5	1	1.5	2	2.5	3	3.5	4	4.5	5	10	15	20	25	>25	LIFE	AVG
12,138	485	1,952	2,289	2,796	736	834	306	321	165	383	860	294	131	67	98	183	3.2
11,138	392	1,777	2,046	2,627	697	802	297	321	165	382	860	293	131	67	98	183	3.3
762	93	175	243	169	39	32	9			1		1					1.4
3				1	1			1									2.7
2			2														1.5
5		1	3		1												1.5
3			3														1.5
1			1														1.3
6			3	3													1.7
1					1												2.4
4		1	2		1												1.5
10		2	4	2	2												1.6
1						1											3.0
51					1		2		2	5	18	9	5	2	5	2	12.9
3				2			1										2.4
191		1		6	8	12	10		8	11	62	39	16	7	6	5	10.5
5			2	1		2											2.1
33					1		1	1		4	12	6	5	1	1	1	10.6
2				2													1.9
8						1		1				1		1	4		27.0
7					1						1	2	3				13.0
15						1					2	8	1	2	1		15.4
2			1	1													1.7
2				1								1					7.0
1						1											3.0
47		2	4	8	4	8	1	2	4	5	8	1					3.8
5			1	2		1	1										2.2
185		9	14	28	15	24	6	12	3	31	39	3	1				4.1
11			4	3	2	1				1							2.1

NOTE: Be sure to check for related offense codes when examining a particular type of crime. They may or may not be in sequential order or even on the same page.

B2 2002 Commitments by Minimum Term Distribution for Men and Women — All Offenses

Includes Additional Sentences Imposed
Page Fifteen of Nineteen

B - 19

GRAND TOTALS*		15
VIOLATIONS		15
ATTEMPTS		15
Max. Penalty		
750.520C1B	CSC - 2nd Degree - Relationship	15 ATTEMPTS
750.520C1C	CSC - 2nd Degree - During Felony	15 ATTEMPTS
750.520C1E	CSC - 2nd Degree - Weapon Used	15 ATTEMPTS
750.520C1F	CSC - 2nd Degree - Personal Injury	15 ATTEMPTS
750.520C1G	CSC - 2nd Degree - Injury to Incap. Victim	15 ATTEMPTS
750.520C1H	CSC - 2nd Degree - Mentally Disabled-Relation	15 ATTEMPTS
750.520D	CSC, 3rd Degree Multiple Variables	15 ATTEMPTS
750.520D1A	CSC - 3rd Degree - Person 13 Through 15	15 ATTEMPTS
750.520D1B	CSC - 3rd Degree - Force or Coercion	15 ATTEMPTS
750.520D1C	CSC - 3rd Degree - Incapacitated Victim	15 ATTEMPTS
750.520D1D	CSC - 3rd Degree - Incest	15 ATTEMPTS
750.520E	CSC, 4th Degree Multiple Variables	2 ATTEMPTS
750.520E1A	CSC - 4th Degree - Force or Coercion	2 ATTEMPTS
750.520E1A-A	CSC - 4th Degree - Victim 13 Through 15	2 ATTEMPTS
750.520E1B	CSC - 4th Degree - Incapacitated Victim	2 ATTEMPTS
750.520E1G	CSC - 4th Degree - Incest	2 ATTEMPTS
750.520F	CSC - 2nd Offense	LIFE ATTEMPTS
750.520G	CSC - Assault with Intent to Commit CSC	10 ATTEMPTS
750.520G1	CSC - Assault with Intent to Commit Sexual Penetration	10 ATTEMPTS

TOTAL	.5	1	1.5	2	2.5	3	3.5	4	4.5	5	10	15	20	25	>25	LIFE	AVG
12,138	485	1,952	2,289	2,796	736	834	306	321	165	383	860	294	131	67	98	183	3.2
11,138	392	1,777	2,046	2,627	697	802	297	321	165	382	860	293	131	67	98	183	3.3
762	93	175	243	169	39	32	9			1		1					1.4
32				6	3	3	4	2		7	7						4.2
4			1	2	1												1.9
3					2	1											2.6
1								1									4.0
4				3							1						2.8
1		1															1.0
3				2			1										2.2
63		3	2	5	5	8		5	2	4	25	2	2				5.5
4			1	2			1										2.1
180	2	6	9	22	18	25	12	11	7	19	47	2					4.2
37		8	6	17	5		1										1.7
60		2	4	7	1	9	3	5	3	7	16	2			1		5.1
7	1	1		2	1	2											1.9
8		1	2	2				1		1	1						3.0
3		1	1		1												1.6
11				2	2	1	1	1		2	2						4.1
15	1	3	10		1												1.2
57	4	9	38	3	2		1										1.2
1			1														1.3
10			9	1													1.3
1			1														1.3
1			1														1.2
6										3	1	1			1		12.8
2						1				1							4.0
73		2	8	22	3	6	6	7	3	8	8						3.2

NOTE: Be sure to check for related offense codes when examining a particular type of crime. They may or may not be in sequential order or even on the same page.

B2 2002 Commitments by Minimum Term Distribution for Men and Women — All Offenses

Includes Additional Sentences Imposed
 Page Sixteen of Nineteen

B - 20

GRAND TOTALS*		
VIOLATIONS		
ATTEMPTS		
Max. Penalty		
750.520G2	CSC - Assault with intent to Commit CSC, 2nd Degree	5 ATTEMPTS
750.529	Robbery Armed	LIFE ATTEMPTS
750.529A	Car Jacking	LIFE ATTEMPTS
750.530	Robbery Unarmed	15 ATTEMPTS
750.531	Robbery, Bank/Safe/Vault	LIFE ATTEMPTS
750.531-A	Bank Robbery	LIFE ATTEMPTS
750.531-B	Safe Breaking	LIFE ATTEMPTS
750.532	Seduction	5 ATTEMPTS
750.535	Stolen Property - Receiving and Concealing	10 ATTEMPTS
750.535-A	Stolen Property - Receiving & Concealing Over \$100	5 ATTEMPTS
750.535A2	Motor Vehicles - Operating a Chop Shop	10 ATTEMPTS
750.535B	Weapons, Firearms - Receiving & Concealing	10 ATTEMPTS
750.5352A	Stolen Property - Rec & Conc \$20K+	10 ATTEMPTS
750.5352B	Rec/Conc Stolen Prop >\$20K 3rd or Subs	10 ATTEMPTS
750.5353A	Stolen Property - Rec & Conc Betw \$1K & <\$20K	5 ATTEMPTS
750.5353B	Stolen Prop - Rec & Conc Betw \$200 & <\$1K, 2nd Offense	5 ATTEMPTS
750.540	Cut, Break, Tap Wire or Cable	2 ATTEMPTS
750.72	Burning Dwelling House	20 ATTEMPTS
750.72-A	Arson - Dwelling House	20 ATTEMPTS

TOTAL	.5	1	1.5	2	2.5	3	3.5	4	4.5	5	10	15	20	25	>25	LIFE	AVG
12,138	485	1,952	2,289	2,796	736	834	306	321	165	383	860	294	131	67	98	183	3.2
11,138	392	1,777	2,046	2,627	697	802	297	321	165	382	860	293	131	67	98	183	3.3
762	93	175	243	169	39	32	9			1		1					1.4
18			4	10	2	1	1										1.9
505		8	9	26	24	33	40	23	43	37	136	68	26	12	18	2	8.2
8	1		3	3			1										1.7
68		1	1	3	7	3	5	7	4	6	23	5	3				5.9
4		1	1	2													1.5
221	4	17	23	54	26	26	9	19	4	11	25	2				1	3.1
13		1	5	4	2	1											1.8
1								1									4.0
43		8	8	3	2	9		3	1	5	3	1					3.1
11		1	1		1	3					4	1					4.9
3	1		1	1													1.1
1			1														1.5
1			1														1.3
1					1												2.5
18	1	1	4	8	2	1	1										1.9
4			3	1													1.4
6		4		1		1											1.4
14	1	3	2	3	2	1		1	1								2.0
34	3	8	6	6	2	4	4				1						2.0
6	1		3	2													1.4
2				1			1										2.7
252	20	120	38	51	9	6	6	1	1								1.3
14	3	3	5	3													1.1
3		1	2														1.3
3			2	1													1.6
3								1		2							4.6
34		3	4	5		4	4	1	2	1	8	2					4.7
4			1	2		1											1.9

NOTE: Be sure to check for related offense codes when examining a particular type of crime. They may or may not be in sequential order or even on the same page.

B2 2002 Commitments by Minimum Term Distribution for Men and Women — All Offenses

Includes Additional Sentences Imposed
Page Seventeen of Nineteen

B - 21

GRAND TOTALS*		VIOLATIONS		ATTEMPTS		Max. Penalty	
750.72-B	Arson - Dwelling House Curtilage	20					
	ATTEMPTS						
750.73	Arson - Real Property	10					
	ATTEMPTS						
750.74B	Arson - Personal Property Over \$50	4					
	ATTEMPTS						
750.741C1	Arson - Real/Personal Property Betw \$1K & <\$20K	5					
	ATTEMPTS						
750.741D1	Arson - Personal Property \$20K+	10					
	ATTEMPTS						
750.75	Arson - Insured Property	10					
	ATTEMPTS						
750.771C1	Arson - Prepare to Burn Property Betw \$1K & <\$20K	5					
	ATTEMPTS						
750.81	Assault or Assault and Battery	MISD					
	ATTEMPTS						
750.81A	Assault - Aggravated	1					
	ATTEMPTS						
750.81A2	Domestic Violence - Aggravated	1					
	ATTEMPTS						
750.81A3	Domestic Violence - Aggravated 2nd Offense	2					
	ATTEMPTS						
750.81C2	Assault & Battery - Against FIA Employee	2					
	ATTEMPTS						
750.81D1	Resist/Obstruct/Assault Peace Officer	2					
	ATTEMPTS						
750.81D2	Resist/Obstruct/Assault Peace Officer - Cause Inj	4					
	ATTEMPTS						
750.812	Domestic Violence	MISD					
	ATTEMPTS						
750.814	Domestic Violence 3rd Offense	2					
	ATTEMPTS						
750.82	Felonious Assault	4					
	ATTEMPTS						
750.83	Asslt W/Int to Commit Murder	LIFE					
	ATTEMPTS						
750.84	Asslt W/Int Gr Bod Hrm Less Murder	10					
	ATTEMPTS						

TOTAL	.5	1	1.5	2	2.5	3	3.5	4	4.5	5	10	15	20	25	>25	LIFE	AVG
12,138	485	1,952	2,289	2,796	736	834	306	321	165	383	860	294	131	67	98	183	3.2
11,138	392	1,777	2,046	2,627	697	802	297	321	165	382	860	293	131	67	98	183	3.3
762	93	175	243	169	39	32	9			1		1					1.4
5					1	3		1									3.1
14		3	3	5		1	1	1									1.8
5			1	2	1	1											2.0
1		1															1.0
9		1	3	4	1												1.6
2	1		1														0.7
1			1														1.3
3				1				1		1							3.5
3			1	2													1.8
3		1	1										1				7.4
1	1																0.1
1			1														1.3
4		1	2	1													1.4
3			3														1.3
10		4	6														1.2
3	1			2													1.3
3			3														1.3
49		8	32	5	3		1										1.4
331	26	58	76	109	26	22	2	8	1	1	2						1.7
34	4	4	24	2													1.1
117		1	2	5	2	6	2	2	5	3	36	28	8	8	7	2	11.6
2						1						1					9.0
272	9	29	28	54	15	47	18	16	2	28	24	1				1	2.9
16		1	6	5	1	2	1										1.8

NOTE: Be sure to check for related offense codes when examining a particular type of crime. They may or may not be in sequential order or even on the same page.

B2 2002 Commitments by Minimum Term Distribution for Men and Women — All Offenses

Includes Additional Sentences Imposed
 Page Eighteen of Nineteen

B - 22

	GRAND TOTALS*																	
	VIOLATIONS	11,138	392	1,777	2,046	2,627	697	802	297	321	165	382	860	293	131	67	98	183
	ATTEMPTS	762	93	175	243	169	39	32	9			1		1				
	Max. Penalty																	
750.86	Assault W/Intent to Maim						1											2.5
	ATTEMPTS																	
750.87	Asslt W/Intent to Commit Felony									1								4.0
	ATTEMPTS																	
750.88	Asslt W/Intent to Rob & Steal	20			2	6	1	5	1			3	2					3.1
	Unarmed	2			1	1												1.5
750.89	Asslt W/Intent to Rob & Steal	91	1	1	2	4	6	3	3	5	9	4	28	19	6			7.4
	Armed	2		1		1												1.7
750.90A	Pregnant Individual - Assault														1			20.0
	Causing Miscarriage																	
750.90CA	Miscarriage - Gross Negligence	1										1						5.0
	Against Preg Individual																	
750.91	Attempt to Murder	6											3	1		1	1	16.2
	ATTEMPTS																	
752.191	Felonious Driving	2			1	1												1.6
	ATTEMPTS																	
752.542A	Riot - Causing in Prison	1			1													1.5
	ATTEMPTS																	
752.7973B	Computers-Use to Commit Crime	1						1										2.8
	Penalty Betw 1-2 Yr																	
752.7973E	Computers-Use to Commit Crime	1									1							4.5
	Penalty Betw 10-20 Yr																	
752.811A	Break & Enter - Coin-Operated	10		2	7	1												1.4
	Device																	
752.861	Weapons - Firearms, Careless Use	5		2	2		1											1.4
	Causing Injury/Death																	
767A.91B	Prosecutor's Investigative	1			1													1.3
	Subpoena - Perjury																	
769.12	Habitual Offender	3															3	
	Fourth Felony																	
800.2811	Prisons - Furnish Contraband to	2	2															0.5
	Prisoner in Prison	1		1														0.8
800.2813	Prisons - Bringing Contraband Into	4		2		2												1.4
	ATTEMPTS	1	1															0.5
800.2814	Prisons - Prisoner Possessing	22	1	11	9	1												1.0
	Contraband	5	2	1	2													0.8
800.2834	Prisons - Prisoner Possessing	18		8	3	3		1	3									1.6
	Weapon	7	3	2	2													0.8

TOTAL	.5	1	1.5	2	2.5	3	3.5	4	4.5	5	10	15	20	25	>25	LIFE	AVG
12,138	485	1,952	2,289	2,796	736	834	306	321	165	383	860	294	131	67	98	183	3.2
11,138	392	1,777	2,046	2,627	697	802	297	321	165	382	860	293	131	67	98	183	3.3
762	93	175	243	169	39	32	9			1		1					1.4
1					1												2.5
1								1									4.0
20			2	6	1	5	1			3	2						3.1
2			1	1													1.5
91	1	1	2	4	6	3	3	5	9	4	28	19	6				7.4
2		1		1													1.7
1													1				20.0
1										1							5.0
6											3	1		1	1		16.2
2			1	1													1.6
1			1														1.5
1						1											2.8
1									1								4.5
10		2	7	1													1.4
5		2	2		1												1.4
1			1														1.3
3																3	
2	2																0.5
1		1															0.8
4		2		2													1.4
1	1																0.5
22	1	11	9	1													1.0
5	2	1	2														0.8
18		8	3	3		1	3										1.6
7	3	2	2														0.8

NOTE: Be sure to check for related offense codes when examining a particular type of crime. They may or may not be in sequential order or even on the same page.

B2 2002 Commitments by Minimum Term Distribution for Men and Women — All Offenses

Includes Additional Sentences Imposed
Page Nineteen of Nineteen

GRAND TOTALS*			
VIOLATIONS			
ATTEMPTS			
Max. Penalty			
801.2622	Jail - Prisoner Possess Weapon	5	
ATTEMPTS			
801.2631	Jail - Furnish Contraband to Prisoner	5	
ATTEMPTS			
801.2632	Jails - Prisoner Possessing Contraband	5	
ATTEMPTS			

TOTAL	.5	1	1.5	2	2.5	3	3.5	4	4.5	5	10	15	20	25	>25	LIFE	AVG
12,138	485	1,952	2,289	2,796	736	834	306	321	165	383	860	294	131	67	98	183	3.2
11,138	392	1,777	2,046	2,627	697	802	297	321	165	382	860	293	131	67	98	183	3.3
762	93	175	243	169	39	32	9			1		1					1.4
2			1	1													1.7
1				1													2.0
2		1			1												1.6

NOTES: Be sure to check for related offense codes when examining a particular type of crime. They may or may not be in sequential order or even on the same page.

*Sentences with Insufficient Information = 238.

Source: Corrections Management Information System (CMIS)

Largest minimum term is reported.

When minimum terms exceed maximum penalties, that may be due to anomalies in criminal justice practices, habitualized offenses, database errors, etc.

Each minimum term category is rounded up from the preceding category (for example, the ten-year category includes all minimums longer than five years up to exactly ten years).

Minimum term averages are based on raw data (with life sentences excluded from the calculations).

B2a 2002 Commitments by Minimum Term Distribution for Men and Women — Non-Assaultive Offenses *Includes Additional Sentences Imposed*
 Page One of Nine

B - 24

		GRAND TOTALS
		VIOLATIONS
		ATTEMPTS
		Max. Penalty
28.729	Sex Offender - Fail to Register	4
		ATTEMPTS
168.933	Election Law - False Swearing Under Oath	5
		ATTEMPTS
257.254	MV Code - Intent to Pass False Title	10
		ATTEMPTS
257.257	License Documents/Plates Forgery	5
		ATTEMPTS
257.617	Fail to Stop at Accident - Serious Impairment/Death Rslt	5
		ATTEMPTS
257.625	Operating Motor Vehicle - Addict or Intox	20
		ATTEMPTS
257.6251-A	Operating - OUIL/Per Se	MISD
		ATTEMPTS
257.6253-A	Operating Impaired	MISD
		ATTEMPTS
257.6256	Operating - OUIL/Per Se 3rd (Felony)	5
		ATTEMPTS
257.6256B	Operating - OUIL/Per Se/OWI - 2nd Offense	1
		ATTEMPTS
257.6256D	Operating - OUIL/Per Se/OWI - 3rd Offense	5
		ATTEMPTS
257.6257A1	Operating OUIL/Occupant < 16	1
		ATTEMPTS
257.6257A2	Operating OUIL/Occupant < 16, 2nd Offense	5
		ATTEMPTS
257.903	Motor Vehicle Code, False Certification	5
		ATTEMPTS
400.602-B	Welfare Fraud - Fail to Inform \$500 or More	4
		ATTEMPTS
432.2182	Gambling Activity-Felony Violations	10
		ATTEMPTS
436.1203	Alcohol - Sell/Deliver/Import w/o License	1
		ATTEMPTS
500.45111	Insurance - Fraudulent Acts	4
		ATTEMPTS

TOTAL	.5	1	1.5	2	2.5	3	3.5	4	4.5	5	10	15	20	25	>25	LIFE	AVG
5,162	258	885	1,188	1,761	381	327	117	99	17	60	58	7				3	1.8
4,782	213	811	1,056	1,668	361	313	115	99	17	60	58	7				3	1.8
380	45	74	132	93	20	14	2										1.4
18	1	7	3	4	1	1		1									1.5
3		1	2														1.1
1		1															1.0
5		2	2	1													1.4
2	1	1															0.7
10		4		3	1	1		1									1.8
1			1														1.2
30		11	5	9	3	2											1.6
2				2													1.9
5			3	1				1									2.0
1	1																0.3
759	7	78	232	281	80	46	24	5		3	2	1					1.8
1				1													1.7
13	1		7	4	1												1.5
4	1		2	1													1.3
9	7		2														0.3
1			1														1.2
1		1															1.0
1		1															1.0
2		1									1						3.5

NOTE: Be sure to check for related offense codes when examining a particular type of crime. They may or may not be in sequential order or even on the same page.

B2a 2002 Commitments by Minimum Term Distribution for Men and Women — Non-Assaultive Offenses *Includes Additional Sentences Imposed*
 Page Two of Nine

B - 25

	GRAND TOTALS																		
	VIOLATIONS																		
	ATTEMPTS																		
	Max. Penalty																		
570.152	Contractor - Fraudulent Use of Building Contract Fund	3																	
	ATTEMPTS																		
750.110	Breaking & Entering	10																	
	ATTEMPTS																		
750.110-A	Break & Enter - Unoccup. Bldg. w/Intent	10																	
	ATTEMPTS																		
750.110-B	Break & Enter Occup Bldg. w/Intent	15																	
	ATTEMPTS																		
750.110A3	Home Invasion - 2nd Degree	15																	
	ATTEMPTS																		
750.110A4	Home Invasion - 3rd Degree	5																	
	ATTEMPTS																		
750.111	Entering w/o Breaking	5																	
	ATTEMPTS																		
750.115	Illegal Entry (w/o Owners Permission)	MISD																	
	ATTEMPTS																		
750.116	Possession of Burglars Tools	10																	
	ATTEMPTS																		
750.117	Bribery of Public Officer	4																	
	ATTEMPTS																		
750.1227A	Witness - Bribe/Intimidate/Interfere	4																	
	ATTEMPTS																		
750.131A	Checks w/o Account or w/o Suff Funds	2																	
	ATTEMPTS																		
750.131A1	Check - No Account	2																	
	ATTEMPTS																		
750.131A2	Check - 3 Non-Sufficient Funds Within 10 Days	2																	
	ATTEMPTS																		
750.1313C	Check - Non-Sufficient Funds - \$500 or More	2																	
	ATTEMPTS																		
750.145D2	Computers-Commit Proscribed Conduct	20																	
	ATTEMPTS																		
750.147B	Ethnic Intimidation	2																	
	ATTEMPTS																		
750.157N	Financial Transaction Device, Steal/Retain/Poss	4																	
	ATTEMPTS																		

TOTAL	.5	1	1.5	2	2.5	3	3.5	4	4.5	5	10	15	20	25	>25	LIFE	AVG
5,162	258	885	1,188	1,761	381	327	117	99	17	60	58	7				3	1.8
4,782	213	811	1,056	1,668	361	313	115	99	17	60	58	7				3	1.8
380	45	74	132	93	20	14	2										1.4
3			2	1													1.6
423	7	56	74	140	35	52	17	24		10	7	1					2.1
67	5	10	20	19	9	4											1.6
10			4	4		2											1.9
2		1	1														1.2
1								1									4.0
2						2											3.0
446	6	33	45	133	50	59	23	35	9	27	23	3					2.7
45		6	14	19	3	3											1.7
49		4	8	21	8	4	3	1									2.0
3	1	1	1	1													0.8
19	1	1	4	7	3	1	1			1							2.0
1		1															1.0
1			1														1.3
10			4	4		2											1.9
2				1				1									2.6
1			1														1.3
2		1		1													1.4
1			1														1.1
23	1	4	15	2	1												1.2
11	1	3	6			1											1.2
5			4		1												1.5
5			2	1	1					1							2.3
1			1														1.3
1		1															1.0

NOTE: Be sure to check for related offense codes when examining a particular type of crime. They may or may not be in sequential order or even on the same page.

B2a 2002 Commitments by Minimum Term Distribution for Men and Women — Non-Assaultive Offenses *Includes Additional Sentences Imposed*
 Page Three of Nine

B - 26

			GRAND TOTALS
			VIOLATIONS
			ATTEMPTS
			Max. Penalty
750.157N1	Financial Transaction Device - Steal/Retain w/o Consent	4 ATTEMPTS	
750.157N2	Financial Transaction Device - Poss Fraudulent One	4 ATTEMPTS	
750.157P	Financial Transaction Device - Poss w/Intent to Use/Sell	4 ATTEMPTS	
750.157Q	Financial Transaction Device - Illegal Sale/Use	4 ATTEMPTS	
750.157R	Financial Transaction Device - Forge/Alter/Counterfeiting	4 ATTEMPTS	
750.157U	Financial Transaction Device - Overcharging	4 ATTEMPTS	
750.157W1C1	Financial Trans Device-Fraud Betw \$1K & <\$20K	5 ATTEMPTS	
750.15911	Criminal Enterprise - Conducting	20 ATTEMPTS	
750.161	Desertion & Non-Support	3 ATTEMPTS	
750.165	Refusing to Support Spouse or Children	4 ATTEMPTS	
750.174	Embezzle - Agt, Serv, Emp, Trustee	10 ATTEMPTS	
750.174-B	Embezzlement - Agent or Trustee Over \$100	10 ATTEMPTS	
750.1744A	Embezzlement - Agent or Trustee Betw \$1K and <\$20K	5 ATTEMPTS	
750.1744B	Embezzle - Agent or Trustee -Betw \$200 & <\$1K, 2nd Off	5 ATTEMPTS	
750.1745A	Embezzlement - Agent or Trustee \$20K or More	10 ATTEMPTS	
750.176	Embezzle - Administrator/Executor/Guardian	10 ATTEMPTS	
750.186A	Escape from Juvenile Facility	4 ATTEMPTS	
750.188	Escape - Allowed by Officer/Guard	LIFE ATTEMPTS	

TOTAL	.5	1	1.5	2	2.5	3	3.5	4	4.5	5	10	15	20	25	>25	LIFE	AVG
5,162	258	885	1,188	1,761	381	327	117	99	17	60	58	7				3	1.8
4,782	213	811	1,056	1,668	361	313	115	99	17	60	58	7				3	1.8
380	45	74	132	93	20	14	2										1.4
45	5	10	15	9	4	2											1.4
1			1														1.3
4	2		2														0.8
12		4	3	1	3			1									1.7
2	1	1															0.5
16		3	4	5	4												1.7
2			2														1.2
1	1																0.3
1		1															1.0
1			1														1.5
7			1				1	1	1	1	2						4.4
4		1	1	2													1.6
3		3															1.0
15		1	5	7		2											1.7
8			8														1.2
2	2																0.3
9	1	2	3			3											1.7
2			1	1													1.7
31	3	5	9	11	1	2											1.5
2			2														1.3
1			1														1.5
8		1	3	1		1				1	1						2.7
2				2													2.0
2			1								1						4.2
3		1	1	1													1.4
1											1						6.0

NOTE: Be sure to check for related offense codes when examining a particular type of crime. They may or may not be in sequential order or even on the same page.

B2a 2002 Commitments by Minimum Term Distribution for Men and Women — Non-Assaultive Offenses *Includes Additional Sentences Imposed*
 Page Four of Nine

B - 27

		GRAND TOTALS
		VIOLATIONS
		ATTEMPTS
		Max. Penalty
750.193	Break, Escape or Attempt to Break, Escape Prison	5 ATTEMPTS
750.1952	Escape - From Felony Jail Sentence	4 ATTEMPTS
750.1972	Escape - Awaiting Trial for Felony	4 ATTEMPTS
750.199A	Absconding or Forfeiting Bond	4 ATTEMPTS
750.218	False Pretenses w/Int to Defraud	10 ATTEMPTS
750.218-B	False Pretenses - Over \$100	10 ATTEMPTS
750.2184A	False Pretenses - \$1,000 or More, Less Than \$20,000	5 ATTEMPTS
750.2185A	False Pretenses - \$20K or More	10 ATTEMPTS
750.219A2C1	Telephone - Avoid Payment Betw \$1K & <\$20K	5 ATTEMPTS
750.224	Weapons, Dangerous Weapon Sale/Poss	5 ATTEMPTS
750.224B	Weapon, Short-Barrel Shotgun/Rifle	5 ATTEMPTS
750.224F	Weapon-Firearm, Poss by Felon	5 ATTEMPTS
750.2241-A	Weapon, Dangerous Weapon - Misc	5 ATTEMPTS
750.2241-B	Weapon, Dangerous Weapon - Gas Eject Dev	5 ATTEMPTS
750.226	Carry Weapon W/Unlawful Intent	5 ATTEMPTS
750.227	Carrying Concealed Weapons	5 ATTEMPTS
750.227B	Felony Firearm	10 ATTEMPTS
750.227B-A	Weapons - Felony Firearm	2 ATTEMPTS

TOTAL	.5	1	1.5	2	2.5	3	3.5	4	4.5	5	10	15	20	25	>25	LIFE	AVG
5,162	258	885	1,188	1,761	381	327	117	99	17	60	58	7				3	1.8
4,782	213	811	1,056	1,668	361	313	115	99	17	60	58	7				3	1.8
380	45	74	132	93	20	14	2										1.4
79	6	33	22	13	3	1				1							1.3
2	1		1														0.8
9		2	3	3	1												1.6
15		4	6	4	1												1.4
2		1	1														1.1
16	3	3	5	2	2	1											1.4
1			1														1.3
2				2													2.0
8		1	2	2	1	1					1						2.5
3		2			1												1.4
24		4	6	10	1	2	1										1.8
1		1															1.0
3			1	1						1							2.3
2		1		1													1.5
1	1																0.5
1	1																0.4
9	1	2	3	1	1	1											1.5
2	2																0.1
206	47	50	31	45	17	5	1	3		2	3	2					1.5
6	2	1	1	2													1.0
5			1	3	1												1.9
1		1															1.0
11			3	4		1		2			1						2.6
1				1													1.7
172	22	44	38	40	10	11	4	1			2						1.5
23	5	1	7	9	1												1.2
10				10													2.0
424		1		423													1.9
1		1															1.0

NOTE: Be sure to check for related offense codes when examining a particular type of crime. They may or may not be in sequential order or even on the same page.

B2a 2002 Commitments by Minimum Term Distribution for Men and Women — Non-Assaultive
 Offenses *Includes Additional Sentences Imposed*
 Page Five of Nine

B - 28

		GRAND TOTALS
		VIOLATIONS
		ATTEMPTS
		Max. Penalty
750.227B-B	Weapons - Felony Firearm - 2nd Offense	5 ATTEMPTS
750.237A1	Weapon Free School Zone, General Felony	5 ATTEMPTS
750.248	Forgery of Records, Other Instruments	14 ATTEMPTS
750.248A	Financial Transaction Device - Utter & Publish	4 ATTEMPTS
750.249	Uttering & Publishing	14 ATTEMPTS
750.249A	Financial Transaction Device - Forgery	4 ATTEMPTS
750.250	Forgery of State Warrant	7 ATTEMPTS
750.251	Forgery of Bank Bills/Promissory Notes	7 ATTEMPTS
750.253	Uttering & Publishing Counterfeit Bills or Notes	5 ATTEMPTS
750.254	Forged Bills, Notes, Possession w/Int to Utter & Publish	5 ATTEMPTS
750.260	Counterfeiting - Coins/Poss of More than 5	LIFE ATTEMPTS
750.280	Gross Frauds & Cheats at Common Law	10 ATTEMPTS
750.285	Obtain Personal Identity Info w/o Permission	5 ATTEMPTS
750.300A1C	Food Stamps - Fraud Over \$1,000	10 ATTEMPTS
750.356-A	Larceny - Over \$100	5 ATTEMPTS
750.356A	Larceny - From a Motor Vehicle	5 ATTEMPTS
750.356A-A	Larceny - From a Motor Vehicle	5 ATTEMPTS
750.356A-B	Breaking and Entering - A Vehicle Steal Prop. Over \$5	5 ATTEMPTS

TOTAL	.5	1	1.5	2	2.5	3	3.5	4	4.5	5	10	15	20	25	>25	LIFE	AVG
5,162	258	885	1,188	1,761	381	327	117	99	17	60	58	7				3	1.8
4,782	213	811	1,056	1,668	361	313	115	99	17	60	58	7				3	1.8
380	45	74	132	93	20	14	2										1.4
2										2							5.0
2			2														1.4
38		4	15	11	3	2		1		1	1						1.9
1						1											3.0
1			1														1.3
323	10	61	89	96	26	27	3	5		4	2						1.7
64	11	16	16	11	6	3	1										1.3
1			1														1.4
1				1													2.0
1			1														1.5
4		1	1	1			1										1.9
1	1																0.5
1					1												2.4
1			1														1.3
6			3	3													1.7
1	1																0.5
9	1		2	1	2	3											2.1
3	1			1	1												1.6
1				1													2.0
6				3	2			1									2.6
1	1																0.5

NOTE: Be sure to check for related offense codes when examining a particular type of crime. They may or may not be in sequential order or even on the same page.

B2a 2002 Commitments by Minimum Term Distribution for Men and Women — Non-Assaultive Offenses *Includes Additional Sentences Imposed*
 Page Six of Nine

B - 29

		GRAND TOTALS
		VIOLATIONS
		ATTEMPTS
		Max. Penalty
750.356A-C	Breaking and Entering - A Vehicle (with Damage)	5 ATTEMPTS
750.356A1	Larceny - From a Motor Vehicle	5 ATTEMPTS
750.356A2A	Breaking and Entering - A Vehicle Steal Prop. <\$200	MISD ATTEMPTS
750.356A2B1	Breaking and Entering - A Vehicle Steal Prop. betw \$200-\$1K	MISD ATTEMPTS
750.356A2C1	Breaking and Entering - A Vehicle Steal Prop. \$1K - <\$20K	5 ATTEMPTS
750.356A2C2	B&E Vehicle - Steal Betw \$200-\$1K 2nd Offense	5 ATTEMPTS
750.356A2D1	Breaking and Entering - A Vehicle Steal Prop. \$20K+	10 ATTEMPTS
750.356A3	Breaking and Entering - A Vehicle (with Damage)	5 ATTEMPTS
750.356B	B & E Coin Operated Telephone	4 ATTEMPTS
750.356C	Retail Fraud - 1st Degree	5 ATTEMPTS
750.356D	Retail Fraud - 2nd Degree	1 ATTEMPTS
750.3562A	Larceny - \$20,000 or More	10 ATTEMPTS
750.3563A	Larceny - \$1,000 Or More But Less Than \$20,000	5 ATTEMPTS
750.3563B	Larceny - \$200 Or More But Less Than \$1,000 - 2nd Offense	5 ATTEMPTS
750.357	Larceny from Person	10 ATTEMPTS
750.357B	Firearms, Stealing of Another	5 ATTEMPTS
750.360	Larceny in Building	4 ATTEMPTS
750.362-A	Larceny - By Conversion Over \$100	5 ATTEMPTS

TOTAL	.5	1	1.5	2	2.5	3	3.5	4	4.5	5	10	15	20	25	>25	LIFE	AVG
5,162	258	885	1,188	1,761	381	327	117	99	17	60	58	7				3	1.8
4,782	213	811	1,056	1,668	361	313	115	99	17	60	58	7				3	1.8
380	45	74	132	93	20	14	2										1.4
2	1			1													1.1
1			1														1.4
57	6	17	16	10	4	2	2										1.4
4		2		2													1.3
1							1										3.3
1		1															1.0
4			2		2												1.9
1				1													1.7
1										1							4.8
40	4	8	18	6		1	3										1.4
8	3	1	3	1													1.0
1			1														1.5
187	5	62	47	51	12	7	1	1		1							1.5
6		3	3														1.1
1				1													2.0
2						1	1										3.1
32	1	7	8	10	5	1											1.6
2			1	1													1.5
1								1									3.8
102	6	11	15	28	6	12	7	5	2	3	7						2.4
14		4	3	6		1											1.6
12	1	1	5	2		2	1										1.8
161	2	30	49	47	14	16	1	2									1.7
24		5	18	1													1.2
3			2	1													1.5

NOTE: Be sure to check for related offense codes when examining a particular type of crime. They may or may not be in sequential order or even on the same page.

B2a 2002 Commitments by Minimum Term Distribution for Men and Women — Non-Assaultive
 Offenses *Includes Additional Sentences Imposed*
 Page Seven of Nine

B - 30

		GRAND TOTALS
		VIOLATIONS
		ATTEMPTS
		Max. Penalty
750.362AA	Failure to Return Rented Property Over \$100	2 ATTEMPTS
750.362A3A	Failure to Return Rented Property Betw \$1K & <\$20K	5 ATTEMPTS
750.3622A	Larceny by Conversion \$20K+	10 ATTEMPTS
750.3623A	Larceny - By Conversion Betw \$1K and <\$20K	5 ATTEMPTS
750.377A	Malicious Destruction of Personal Property	10 ATTEMPTS
750.377AA	Malicious Destruction of Personal Property Over \$100	4 ATTEMPTS
750.377A1A1	Malicious Destruction of Personal Property \$20K+	10 ATTEMPTS
750.377A1B	Malicious Dest of Prop 2nd or Subs.	5 ATTEMPTS
750.377A1B1	Mal Destr. of Personal Property Betw \$1K & <\$20K	5 ATTEMPTS
750.377A1C1	Mal Destr. of Personal Property Betw \$200 & <\$1K	1 ATTEMPTS
750.380	Malicious Destruction of Building	10 ATTEMPTS
750.380A	Malicious Destruction of Building Over \$100	4 ATTEMPTS
750.3803A	Malicious Destruction of Building Betw \$1K & <\$20K	5 ATTEMPTS
750.3821C1	Malicious Destr. - Trees, etc. Betw \$1K & <\$20K	5 ATTEMPTS
750.383A	Malicious Destruction of Utility Property	4 ATTEMPTS
750.387	Malicious Destr. Tombs/Memorials	10 ATTEMPTS
750.3872	Malicious Destr. Tombs/Memorials Felony	5 ATTEMPTS
750.411A1B	False Report of a Felony	4 ATTEMPTS

TOTAL	.5	1	1.5	2	2.5	3	3.5	4	4.5	5	10	15	20	25	>25	LIFE	AVG
5,162	258	885	1,188	1,761	381	327	117	99	17	60	58	7				3	1.8
4,782	213	811	1,056	1,668	361	313	115	99	17	60	58	7				3	1.8
380	45	74	132	93	20	14	2										1.4
2	1		1														0.7
2		1	1														1.2
1	1																0.2
3	1			1				1									2.1
2	1		1														0.7
12		2	6	1		3											1.7
1		1															1.0
2				1			1										2.6
4		1	1	1		1											1.7
1		1															0.7
1	1																0.3
18	1	3	6	6		2											1.6
1				1													1.7
1								1									3.3
1		1															1.0
1			1														1.7
10		1	3	5		1											1.7
1			1														1.5
1	1																0.3
1				1													2.0
1		1															1.0
14	2	6		2	1	3											1.5

NOTE: Be sure to check for related offense codes when examining a particular type of crime. They may or may not be in sequential order or even on the same page.

B2a 2002 Commitments by Minimum Term Distribution for Men and Women — Non-Assaultive Offenses *Includes Additional Sentences Imposed*
 Page Eight of Nine

B - 31

	GRAND TOTALS																		
	VIOLATIONS																		
	ATTEMPTS																		
	Max. Penalty																		
750.411A3A	False Report/Threat - Bomb, Harmful Materials	4																	
	ATTEMPTS																		
750.411O	Money Laundering - 1st Degree	20																	
	ATTEMPTS																		
750.413	Unlawfully Driving Away an Automobile	5																	
	ATTEMPTS																		
750.414	Unlawful Use Auto w/o Intent to Steal	2																	
	ATTEMPTS																		
750.4152	MV Conceal or Misrep ID w/Intent to Mislead (Felony)	4																	
	ATTEMPTS																		
750.417	MV - Mortgaged - Remove From State w/o Permission	4																	
	ATTEMPTS																		
750.422	Perjury, Court Proceeding	LIFE																	
	ATTEMPTS																		
750.451-B	Prostitution - 3rd Offense	2																	
	ATTEMPTS																		
750.491	Public Records - Destroy/Mutilate/ Remove	MISD																	
	ATTEMPTS																		
750.50B	Animals, Killing/Torturing	4																	
	ATTEMPTS																		
750.505	Common Law Offense, No Express Penalty	5																	
	ATTEMPTS																		
750.505-A	Obstruction of Justice	5																	
	ATTEMPTS																		
750.505-B	Accessory After the Fact to Felony	5																	
	ATTEMPTS																		
750.535	Stolen Property - Receiving and Concealing	10																	
	ATTEMPTS																		
750.535-A	Stolen Property - Receiving & Concealing Over \$100	5																	
	ATTEMPTS																		
750.535A2	Motor Vehicles - Operating a Chop Shop	10																	
	ATTEMPTS																		
750.535B	Weapons, Firearms - Receiving & Concealing	10																	
	ATTEMPTS																		
750.5352A	Stolen Property - Rec & Conc \$20K+	10																	
	ATTEMPTS																		

TOTAL	.5	1	1.5	2	2.5	3	3.5	4	4.5	5	10	15	20	25	>25	LIFE	AVG
5,162	258	885	1,188	1,761	381	327	117	99	17	60	58	7				3	1.8
4,782	213	811	1,056	1,668	361	313	115	99	17	60	58	7				3	1.8
380	45	74	132	93	20	14	2										1.4
5			3			1			1								2.3
2				1							1						4.7
175	8	31	36	60	26	8	2	2		1	1						1.7
14		1	5	8													1.5
44	2	10	28	3						1							1.3
3			1	1		1											1.9
1				1													2.0
1				1													1.9
11		4	7														1.1
1			1														1.3
6			3	3													1.7
1					1												2.4
4		1	2		1												1.5
10		2	4	2	2												1.6
1					1												2.5
18	1	1	4	8	2	1	1										1.9
4			3	1													1.4
6		4		1		1											1.4
14	1	3	2	3	2	1		1	1								2.0
34	3	8	6	6	2	4	4				1						2.0
6	1		3	2													1.4

NOTE: Be sure to check for related offense codes when examining a particular type of crime. They may or may not be in sequential order or even on the same page.

B2a 2002 Commitments by Minimum Term Distribution for Men and Women — Non-Assaultive Offenses *Includes Additional Sentences Imposed*
 Page Nine of Nine

B - 32

GRAND TOTALS		10
VIOLATIONS		3
ATTEMPTS		3
Max. Penalty		1.4
750.5352B	Rec/Conc Stolen Prop >\$20K 3rd or Subs	10 ATTEMPTS
750.5353A	Stolen Property - Rec & Conc Betw \$1K & <\$20K	5 ATTEMPTS
750.5353B	Stolen Prop - Rec & Conc Betw \$200 & <\$1K, 2nd Offense	5 ATTEMPTS
750.540	Cut, Break, Tap Wire or Cable	2 ATTEMPTS
752.7973B	Computers-Use to Commit Crime Penalty Betw 1-2 Yr	2 ATTEMPTS
752.7973E	Computers-Use to Commit Crime Penalty Betw 10-20 Yr	10 ATTEMPTS
752.811A	Break & Enter - Coin-Operated Device	3 ATTEMPTS
767A.91B	Prosecutor's Investigative Subpoena - Perjury	LIFE ATTEMPTS
769.12	Habitual Offender Fourth Felony	LIFE ATTEMPTS
800.2811	Prisons - Furnish Contraband to Prisoner in Prison	5 ATTEMPTS
800.2813	Prisons - Bringing Contraband Into	5 ATTEMPTS
800.2814	Prisons - Prisoner Possessing Contraband	5 ATTEMPTS
800.2834	Prisons - Prisoner Possessing Weapon	5 ATTEMPTS
801.2622	Jail - Prisoner Possess Weapon	5 ATTEMPTS
801.2631	Jail - Furnish Contraband to Prisoner	5 ATTEMPTS
801.2632	Jails - Prisoner Possessing Contraband	5 ATTEMPTS

TOTAL	.5	1	1.5	2	2.5	3	3.5	4	4.5	5	10	15	20	25	>25	LIFE	AVG
5,162	258	885	1,188	1,761	381	327	117	99	17	60	58	7				3	1.8
4,782	213	811	1,056	1,668	361	313	115	99	17	60	58	7				3	1.8
380	45	74	132	93	20	14	2										1.4
2				1			1										2.7
252	20	120	38	51	9	6	6	1	1								1.3
14	3	3	5	3													1.1
3		1	2														1.3
3			2	1													1.6
1						1											2.8
1									1								4.5
10		2	7	1													1.4
1			1														1.3
3																3	
2	2																0.5
1		1															0.8
4		2		2													1.4
1	1																0.5
22	1	11	9	1													1.0
5	2	1	2														0.8
18		8	3	3		1	3										1.6
7	3	2	2														0.8
2			1	1													1.7
1				1													2.0
2		1			1												1.6

NOTES: Be sure to check for related offense codes when examining a particular type of crime. They may or may not be in sequential order or even on the same page.

Largest minimum term is reported.

When minimum terms exceed maximum penalties, that may be due to anomalies in criminal justice practices, habitualized offenses, database errors, etc.

Each minimum term category is rounded up from the preceding category (for example, the ten-year category includes all minimums longer than five years up to exactly ten years).

Minimum term averages are based on raw data (with life sentences excluded from the calculations).

Source: Corrections Management Information System (CMIS)

B2b

2002 Commitments by Minimum Term Distribution for Men and Women — Drug Offenses

Includes Additional Sentences Imposed

Page One of Three

B - 33

GRAND TOTALS		
VIOLATIONS		
ATTEMPTS		
Max. Penalty		
333.73413	Controlled Sub, Imitation Mfg. or Distribution	2 ATTEMPTS
333.7401	Contr. Sub, Mfg, Del, Poss	LIFE ATTEMPTS
333.74012B3A	Contr. Sub, Mfg, Del, Poss GBL	7 ATTEMPTS
333.7401C2A	Controlled Sub - Operate/Maintain A Lab	10 ATTEMPTS
333.7401C2B	Contr. Sub. - Operate Lab Near Minor	20 ATTEMPTS
333.7401C2C	Controlled Sub, Op/Maintain Lab Involve Hazardous Waste	20 ATTEMPTS
333.7401C2D	Controlled Sub - Manufac Near Church/School	20 ATTEMPTS
333.7401C2E	Controlled Sub, Op/Maintain Lab Involve Firearm	25 ATTEMPTS
333.74012A	Controlled Sub, Mfg, Del, Poss (Narcotic or Cocaine)	LIFE ATTEMPTS
333.74012A1	Controlled Sub, Mfg, Del, Poss - 650 or More Grams	LIFE ATTEMPTS
333.74012A2	Controlled Sub, Mfg, Del, Poss 225-649g	30 ATTEMPTS
333.74012A3	Controlled Sub, Mfg, Del, Poss 50-224g	20 ATTEMPTS
333.74012A4	Controlled Sub, Mfg, Del, Poss <50 Grams	20 ATTEMPTS
333.74012B	Contr. Sub, Mfg, Del, Poss, Sch 1-3, Methamphetamine	20 ATTEMPTS
333.74012B-A	Contr. Sub, Mfg, Del, Poss (Sch 1,2,3 ex Marij & Cocaine)	7 ATTEMPTS
333.74012B-B	Contr. Sub, Mfg, Del, Poss Subs Added Sch 1,2,3	7 ATTEMPTS
333.74012B1	Controlled Sub, Mfg, Del, Poss Methamphetamine	20 ATTEMPTS
333.74012C-A	Controlled Sub, Mfg, Del, Poss, (Sch 4)	4 ATTEMPTS

TOTAL	.5	1	1.5	2	2.5	3	3.5	4	4.5	5	10	15	20	25	>25	LIFE	AVG
2,023	132	695	418	334	91	122	17	31	8	42	98	13	16		3	3	2.1
1,897	96	631	404	327	88	120	17	31	8	42	98	13	16		3	3	2.2
126	36	64	14	7	3	2											0.9
10	1	7	2														1.0
1									1								4.3
1				1													2.0
6			1	5													1.8
4			1	3													1.8
2							1				1						4.9
5			1	1	1						2						4.1
8				1	3	1				1	1	1					4.8
1					1												2.5
2	1				1												1.4
15				1							3	2	4		3	2	17.5
1		1															1.0
21		1			1	1					6	4	8				13.0
128	1	4		5	2	8	5	11	2	25	63	2					6.1
1		1															1.0
942	26	424	197	156	42	63	5	14	1	8	4	2					1.5
82	22	49	6	3	1	1											0.8
7				1		2			1	1	2						4.7
19	1	2	4	7		3	1				1						2.0
2			1				1										2.5
27			3	1		9	3		3	4	4						3.7
2			1	1													1.6

NOTE: Be sure to check for related offense codes when examining a particular type of crime. They may or may not be in sequential order or even on the same page.

B2b

2002 Commitments by Minimum Term Distribution for Men and Women — Drug Offenses

Includes Additional Sentences Imposed

Page Two of Three

B - 34

		GRAND TOTALS
		VIOLATIONS
		ATTEMPTS
		Max. Penalty
333.74012D	Controlled Sub, Mfg, Del, Poss (Sch 5)	2 ATTEMPTS
333.74012D1	Controlled Sub, Mfg, Del, Poss, 45 Kg+ Marijuana	15 ATTEMPTS
333.74012D2	Controlled Sub, Mfg, Del, Poss Marijuana 5 - <45 Kg	7 ATTEMPTS
333.74012D3	Controlled Sub, Mfg, Del, Poss, Marijuana <5 Kg	4 ATTEMPTS
333.74012E	Prescrip Forms/Official Unlawful Mfg, Del, Poss	20 ATTEMPTS
333.74012F	Prescription Forms Mfg, Del, Poss	7 ATTEMPTS
333.74022B	Contr. Sub. - Mfg, Del, Poss Counterfeit (Sch. 1, 2, 3)	5 ATTEMPTS
333.74032A	Controlled Sub, Possession Narc. or Cocaine	LIFE ATTEMPTS
333.74032A1	Controlled Sub - Poss 650g+ Narc. or Cocaine	LIFE ATTEMPTS
333.74032A2	Controlled Sub - Poss 225-649g Narc. or Cocaine	30 ATTEMPTS
333.74032A3	Controlled Sub - Poss 50-224g Narc. or Cocaine	20 ATTEMPTS
333.74032A4	Controlled Sub - Poss 25-49g Narc. or Cocaine	4 ATTEMPTS
333.74032A5	Controlled Sub - Poss Less 25g Narc. or Cocaine	4 ATTEMPTS
333.74032B-A	Controlled Sub - Possession/ Analogues	2 ATTEMPTS
333.74032B-B	Contr. Sub - Poss (Sub Added to Sch 1-4, by Rule)	2 ATTEMPTS
333.74032B1	Controlled Sub - Possession Methamphetamine	10 ATTEMPTS
333.74032D	Controlled Sub - Poss Marijuana	1 ATTEMPTS
333.74042A	Contr. Sub Use (Narcotic, Cocaine, Methamphetamine)	1 ATTEMPTS

TOTAL	.5	1	1.5	2	2.5	3	3.5	4	4.5	5	10	15	20	25	>25	LIFE	AVG
2,023	132	695	418	334	91	122	17	31	8	42	98	13	16		3	3	2.1
1,897	96	631	404	327	88	120	17	31	8	42	98	13	16		3	3	2.2
126	36	64	14	7	3	2											0.9
1						1											3.0
4	1	1	1			1											1.5
5	1		2	1	1												1.5
165	16	40	57	35	9	8											1.4
4	3		1														0.5
1			1														1.4
1		1															1.0
1			1														1.5
2			1		1												1.8
1													1				20.0
4													3			1	20.0
16	1			2		1				2	10						6.6
7		1	2	2		1		1									2.0
2	1	1															0.7
385	45	114	97	84	23	18	1	2		1							1.4
18	8	7	3														0.7
8		3	3	1	1												1.3
1		1															0.8
20		2	5	10		2		1									1.9
7	1	2	2	1	1												1.3
22	1	11	10														1.0
2		1	1														1.1

NOTE: Be sure to check for related offense codes when examining a particular type of crime. They may or may not be in sequential order or even on the same page.

B2b 2002 Commitments by Minimum Term Distribution for Men and Women — Drug Offenses
Includes Additional Sentences Imposed
 Page Three of Three

B - 35

		GRAND TOTALS	
		VIOLATIONS	
		ATTEMPTS	
		Max. Penalty	
333.7405D	Contr. Sub - Maintain or Keep Drug House	2 ATTEMPTS	
333.7407A-A	Controlled Sub - Induce Person to Commit Felony	LIFE ATTEMPTS	
333.7407A1-A	Controlled Sub - Attempted Felony	LIFE ATTEMPTS	
333.74071C	Controlled Sub - Obtain by Fraud	4 ATTEMPTS	
333.74071G	Controlled Sub - Counterfeit Prescription Form	4 ATTEMPTS	
333.74101A	Controlled Sub, Deliver to Minor < 50g	40 ATTEMPTS	
333.74101-D	Contr. Sub - Delivery to Minor (Sch. 4 & Marijuana)	8 ATTEMPTS	
333.74102-A	Contr. Sub - Del on School Prop (Narc. or Cocaine) <50g	60 ATTEMPTS	
333.74103	Contr. Sub - Poss w/Int on School Prop (Narc/Cocaine) <50g	40 ATTEMPTS	
333.74104-A	Contr. Sub - Poss on School Prop (Narc/Cocaine) <25g	8 ATTEMPTS	
333.74132	Controlled Sub - Second Offense - Double Penalty	LIFE ATTEMPTS	

TOTAL	.5	1	1.5	2	2.5	3	3.5	4	4.5	5	10	15	20	25	>25	LIFE	AVG
2,023	132	695	418	334	91	122	17	31	8	42	98	13	16		3	3	2.1
1,897	96	631	404	327	88	120	17	31	8	42	98	13	16		3	3	2.2
126	36	64	14	7	3	2											0.9
17	1	7	8	1													1.1
2		1						1									2.5
3			1	2													1.7
1					1												2.3
14		5	2	4	1	1		1									1.7
3		1	1			1											1.6
1				1													2.0
2		1										1					8.0
3		1	2														1.2
1		1															0.8
4				3							1						3.5
1	1																0.3
2				1								1					8.5
1		1															1.0
1		1															1.0
3		2			1												1.4

NOTES: Be sure to check for related offense codes when examining a particular type of crime. They may or may not be in sequential order or even on the same page.

Largest minimum term is reported.

When minimum terms exceed maximum penalties, that may be due to anomalies in criminal justice practices, habitualized offenses, database errors, etc.

Each minimum term category is rounded up from the preceding category (for example, the ten-year category includes all minimums longer than five years up to exactly ten years).

Minimum term averages are based on raw data (with life sentences excluded from the calculations).

Source: Corrections Management Information System (CMIS)

B2c 2002 Commitments by Minimum Term Distribution for Men and Women—Assaultive Offenses
Includes Additional Sentences Imposed
 Page One of Eight

B - 36

GRAND TOTALS		
VIOLATIONS		
ATTEMPTS		
Max. Penalty		
257.602A	Peace Officer - Fleeing Vehicle Code	15 ATTEMPTS
257.602A2	Peace Officer - Fleeing/Vehicle CD 4th Degree	2 ATTEMPTS
257.602A3	Peace Officer - Fleeing/Vehicle CD 2nd Offense	5 ATTEMPTS
257.602A3-A	Peace Officer - Fleeing/Vehicle CD 3rd Degree	5 ATTEMPTS
257.602A4-A	Peace Officer - Fleeing/Vehicle CD Second Degree	10 ATTEMPTS
257.6254	Operating - Under the Influence Causing Death	15 ATTEMPTS
257.6255	OUIL - Causing Incapacitating Injury	5 ATTEMPTS
257.6255-A	Operating - Under the Influence Causing Serious Injury	5 ATTEMPTS
257.9044	Operate - License Suspend/Revoked Cause Death	15 ATTEMPTS
257.9045	Operate - License Susp/Rev Cause Serious Injury	5 ATTEMPTS
436.17012	Alcohol - Sell/Furnish to Minor, Death Resulting	10 ATTEMPTS
750.10A	Sexually Delinquent	LIFE ATTEMPTS
750.110A2	Home Invasion - 1st Degree	20 ATTEMPTS
750.1227C	Witness - Intimidate, Threaten Inj/Death	15 ATTEMPTS
750.135	Child Abuse - Abandonment	10 ATTEMPTS
750.136B2	Child Abuse, 1st Degree	15 ATTEMPTS
750.136B3	Child Abuse, 2nd Degree	4 ATTEMPTS
750.136B4	Child Abuse, 3rd Degree	2 ATTEMPTS

TOTAL	.5	1	1.5	2	2.5	3	3.5	4	4.5	5	10	15	20	25	>25	LIFE	AVG
4,715	94	372	683	701	264	385	172	191	140	281	704	274	115	67	95	177	5.3
4,459	82	335	586	632	248	369	165	191	140	280	704	273	115	67	95	177	5.5
256	12	37	97	69	16	16	7			1		1					1.6
1			1														1.3
22		2	15	4	1												1.4
1				1													1.7
1			1														1.3
109	9	34	29	28	3	1	1	2	1		1						1.4
3	2		1														0.6
4		1		2		1											1.9
52		1	1	2	4	13	1	4	1	4	19	2					5.0
2						1	1										3.1
1			1														1.3
27		2	4	10	3	4	3				1						2.2
1				1													1.7
6		1				1		1		2	1						3.9
4	1			1		1		1									2.3
1			1														1.3
1									1								4.2
2		1					1										2.2
277		6	14	40	19	34	7	13	25	29	73	14	3				5.0
24	2	7	8	6		1											1.3
1										1							4.8
1				1													1.9
22				2		3	2	3	1	4	7						4.8
2			1	1													1.5
15		3	4	6	1	1											1.6
1			1														1.3
9		2	6	1													1.3

NOTE: Be sure to check for related offense codes when examining a particular type of crime. They may or may not be in sequential order or even on the same page.

B2c 2002 Commitments by Minimum Term Distribution for Men and Women—Assaultive Offenses
Includes Additional Sentences Imposed
 Page Two of Eight

B - 37

		GRAND TOTALS
		VIOLATIONS
		ATTEMPTS
		Max. Penalty
750.145A	Children - Accosting for Immoral Purposes	1 ATTEMPTS
750.145C2	Child Sexually Abusive Activity	20 ATTEMPTS
750.145C3	Child Sex Abuse Activity - Distribute or Promote	7 ATTEMPTS
750.145D2F	Computer/Internet - Comm w/Other to Plan Crime	20 ATTEMPTS
750.157B2	Solicit to Murder	LIFE ATTEMPTS
750.158	Sodomy	15 ATTEMPTS
750.197C	Assault Employee and/or Escape Jail Through Violence	4 ATTEMPTS
750.197CA	Assault Prison Employee	4 ATTEMPTS
750.200J1A	Harmful Device - Chemical Irritant or Imitation	5 ATTEMPTS
750.2072B	Explosives, Place Near Prop, Cause Property Damage	20 ATTEMPTS
750.209	Explosives - Place Offensive Subs w/Int Alarm/Inj/Destroy	LIFE ATTEMPTS
750.209-A	Explosives - Poss w/Intent to Terrorize	10 ATTEMPTS
750.211A2A	Explosives - Poss of Molotov Cocktail/Other Expl.	15 ATTEMPTS
750.211A2B	Explosives - Poss Molotov Cocktail Causing Property Damage	20 ATTEMPTS
750.211A2C	Explosives - Poss Molotov Cocktail Cause Injury	25 ATTEMPTS
750.213	Extortion	20 ATTEMPTS
750.234A	Firearm, Discharge from a Vehicle	4 ATTEMPTS
750.234B	Firearm, Discharge In/At Dwelling	4 ATTEMPTS

TOTAL	.5	1	1.5	2	2.5	3	3.5	4	4.5	5	10	15	20	25	>25	LIFE	AVG
4,715	94	372	683	701	264	385	172	191	140	281	704	274	115	67	95	177	5.3
4,459	82	335	586	632	248	369	165	191	140	280	704	273	115	67	95	177	5.5
256	12	37	97	69	16	16	7			1		1					1.6
1				1													1.9
22			3	4	2	1		1		4	5	2					5.0
1			1														1.4
1				1													1.6
7			1	1	2			1	1	1							3.0
2							1				1						4.6
1		1															1.0
22	1	5	4	4	1	3	2	1	1								2.0
7		4	3														1.1
38		5	9	10	3	7		2		1	1						2.1
5		4	1														1.0
1				1													2.0
2								1				1					7.8
1											1						7.0
1						1											3.0
2										2							5.0
1						1											3.0
2	1									1							2.7
1											1						7.0
7				2		3					2						4.0
1				1													1.8
2			1			1											2.0
14	5	1	2	4	1	1											1.2
1			1														1.2

NOTE: Be sure to check for related offense codes when examining a particular type of crime. They may or may not be in sequential order or even on the same page.

B2c 2002 Commitments by Minimum Term Distribution for Men and Women—Assaultive Offenses
Includes Additional Sentences Imposed
 Page Three of Eight

B - 38

		GRAND TOTALS
		VIOLATIONS
		ATTEMPTS
		Max. Penalty
750.2411	Fireman - Obstructing	4
		ATTEMPTS
750.316	First Degree Murder	LIFE
		ATTEMPTS
750.316-A	Murder - 1st Degree - Premeditated	LIFE
		ATTEMPTS
750.316-B	Murder - Felony	LIFE
		ATTEMPTS
750.316-C	Murder - Open - Statutory Short Form	LIFE
		ATTEMPTS
750.317	Second Degree Murder	LIFE
		ATTEMPTS
750.321	Manslaughter	15
		ATTEMPTS
750.321-A	Manslaughter - Statutory Short Form	15
		ATTEMPTS
750.321-C	Manslaughter - Involuntary	15
		ATTEMPTS
750.321-E	Manslaughter with Motor Vehicle	15
		ATTEMPTS
750.324	Negligent Homicide	2
		ATTEMPTS
750.329	Death, Firearm without Malice	15
		ATTEMPTS
750.329A	Suicide - Assisting	5
		ATTEMPTS
750.335A	Indecent Exposure (Sexually Delinquent Person)	LIFE
		ATTEMPTS
750.338	Gross Indecency Between Males - Commit/Procure	5
		ATTEMPTS
750.338B	Gross Indecency Male and Female - Commit/Procure	5
		ATTEMPTS
750.349	Kidnapping	LIFE
		ATTEMPTS
750.350	Kidnapping - Child Enticement	LIFE
		ATTEMPTS

TOTAL	.5	1	1.5	2	2.5	3	3.5	4	4.5	5	10	15	20	25	>25	LIFE	AVG
4,715	94	372	683	701	264	385	172	191	140	281	704	274	115	67	95	177	5.3
4,459	82	335	586	632	248	369	165	191	140	280	704	273	115	67	95	177	5.5
256	12	37	97	69	16	16	7			1		1					1.6
1					1												2.5
7																7	
91				1				1								89	2.9
54														1		53	35
8														2		6	32.5
178						1		1		4	14	45	31	30	45	7	22.1
9	2				1		1	1		2	2						4.1
35		1		5		4	1	4		6	13		1				5.8
20			1	2			2	2	1	5	6	1					5.1
9			1					1	1	1	4		1				7.2
5			5														1.2
1								1									3.6
1			1														1.3
3	1	1									1						2.7
1		1															1.0
4			3		1												1.6
13								1	1		4	1	1	2	2	1	19.4
3				2		1											2.3
4	1							1	1		1						4.1
1				1													1.9

NOTE: Be sure to check for related offense codes when examining a particular type of crime. They may or may not be in sequential order or even on the same page.

B2c 2002 Commitments by Minimum Term Distribution for Men and Women—Assaultive Offenses
Includes Additional Sentences Imposed
 Page Four of Eight

B - 39

	GRAND TOTALS	
	VIOLATIONS	
	ATTEMPTS	
	Max. Penalty	
750.350A1	Kidnapping - Custodial Interference	13 mo. ATTEMPTS
750.377B	Mal Destr. Police or Fire Dept Property	4 ATTEMPTS
750.411I	Stalking, Aggravated	5 ATTEMPTS
750.455	Prostitution/Pandering	20 ATTEMPTS
750.459	Prostitution - Transporting Female (perhaps compel)	20 ATTEMPTS
750.479	Obstruct/Resist Public Officer Serving/Executing Process	20 ATTEMPTS
750.479-A	Public Officer -Resist & Obstruct Serve Process/Order	2 ATTEMPTS
750.479-B	Police Officer - Resist & Obstruct	2 ATTEMPTS
750.479A	Peace Officer - Fleeing	15 ATTEMPTS
750.479A-B	Peace Officer - Resist Arrest Injury Inflicted	2 ATTEMPTS
750.479A2	Police Officer - Fleeing - 4th Degree	2 ATTEMPTS
750.479A3	Police Officer - Fleeing 3rd Degree	5 ATTEMPTS
750.479A4-A	Police Officer - Fleeing (Penal Code) - 2nd Degree	10 ATTEMPTS
750.479B2	Peace Officer - Disarming Firearm	10 ATTEMPTS
750.483A2B	Interfering with Crime Report - Threat to Kill/Injure	10 ATTEMPTS
750.520	Criminal Sexual Conduct (CSC)	LIFE ATTEMPTS
750.520B	CSC - 1st Degree Multiple Variables	LIFE ATTEMPTS
750.520B1A	CSC - 1st Degree - Person Under 13	LIFE ATTEMPTS

TOTAL	.5	1	1.5	2	2.5	3	3.5	4	4.5	5	10	15	20	25	>25	LIFE	AVG
4,715	94	372	683	701	264	385	172	191	140	281	704	274	115	67	95	177	5.3
4,459	82	335	586	632	248	369	165	191	140	280	704	273	115	67	95	177	5.5
256	12	37	97	69	16	16	7			1		1					1.6
1			1														1.3
34	1	8	9	12	2	2											1.6
8		2	6														1.2
37	1	8	7	14	2	1	2			1		1					2.1
3	1	1	1														0.8
1						1											3.0
4								1			1	1		1			12.2
5	1	2	1	1													1.1
1			1														1.3
133	6	34	71	11	3	7		1									1.3
1			1														1.5
3	1	1			1												1.2
38	1	7	25	3	1	1											1.3
129		20	38	38	9	8	6	6	2	1	1						2.0
4			3	1													1.5
3				1	1			1									2.7
2			2														1.5
5		1	3		1												1.5
3			3														1.5
1						1											3.0
51					1		2		2	5	18	9	5	2	5	2	12.9
3				2			1										2.4
191		1	6	8	12	10			8	11	62	39	16	7	6	5	10.5
5			2	1		2											2.1

NOTE: Be sure to check for related offense codes when examining a particular type of crime. They may or may not be in sequential order or even on the same page.

B2c 2002 Commitments by Minimum Term Distribution for Men and Women—Assaultive Offenses
Includes Additional Sentences Imposed
 Page Five of Eight

B - 40

		GRAND TOTALS
		VIOLATIONS
		ATTEMPTS
		Max. Penalty
750.520B1B	CSC - 1st Degree - Relationship	LIFE ATTEMPTS
750.520B1C	CSC - 1st Degree - During Felony	LIFE ATTEMPTS
750.520B1E	CSC - 1st Degree - Weapon Used	LIFE ATTEMPTS
750.520B1F	CSC - 1st Degree - Personal Injury	LIFE ATTEMPTS
750.520B1G	CSC - 1st Degree - Injury to Incap. Victim	LIFE ATTEMPTS
750.520B1H	CSC - 1st Degree - Mentally Disabled-Relation	LIFE ATTEMPTS
750.520C	CSC, 2nd Degree Multiple Variables	15 ATTEMPTS
750.520C1A	CSC - 2nd Degree - Person Under 13	15 ATTEMPTS
750.520C1B	CSC - 2nd Degree - Relationship	15 ATTEMPTS
750.520C1C	CSC - 2nd Degree - During Felony	15 ATTEMPTS
750.520C1E	CSC - 2nd Degree - Weapon Used	15 ATTEMPTS
750.520C1F	CSC - 2nd Degree - Personal Injury	15 ATTEMPTS
750.520C1G	CSC - 2nd Degree - Injury to Incap. Victim	15 ATTEMPTS
750.520C1H	CSC - 2nd Degree - Mentally Disabled-Relation	15 ATTEMPTS
750.520D	CSC, 3rd Degree Multiple Variables	15 ATTEMPTS
750.520D1A	CSC - 3rd Degree - Person 13 Through 15	15 ATTEMPTS
750.520D1B	CSC - 3rd Degree - Force or Coercion	15 ATTEMPTS
750.520D1C	CSC - 3rd Degree - Incapacitated Victim	15 ATTEMPTS

TOTAL	.5	1	1.5	2	2.5	3	3.5	4	4.5	5	10	15	20	25	>25	LIFE	AVG
4,715	94	372	683	701	264	385	172	191	140	281	704	274	115	67	95	177	5.3
4,459	82	335	586	632	248	369	165	191	140	280	704	273	115	67	95	177	5.5
256	12	37	97	69	16	16	7			1		1					1.6
33					1		1	1		4	12	6	5	1	1	1	10.6
2				2													1.9
8						1		1				1		1	4		27.0
7					1						1	2	3				13.0
15						1					2	8	1	2	1		15.4
2			1	1													1.7
2				1								1					7.0
1						1											3.0
47		2	4	8	4	8	1	2	4	5	8	1					3.8
5			1	2		1	1										2.2
185		9	14	28	15	24	6	12	3	31	39	3	1				4.1
11			4	3	2	1				1							2.1
32				6	3	3	4	2		7	7						4.2
4			1	2	1												1.9
3					2	1											2.6
1								1									4.0
4				3							1						2.8
1		1															1.0
3				2			1										2.2
63		3	2	5	5	8		5	2	4	25	2	2				5.5
4			1	2			1										2.1
180	2	6	9	22	18	25	12	11	7	19	47	2					4.2
37		8	6	17	5		1										1.7
60		2	4	7	1	9	3	5	3	7	16	2			1		5.1
7	1	1		2	1	2											1.9
8		1	2	2				1		1	1						3.0
3		1	1		1												1.6

NOTE: Be sure to check for related offense codes when examining a particular type of crime. They may or may not be in sequential order or even on the same page.

B2c 2002 Commitments by Minimum Term Distribution for Men and Women—Assaultive Offenses
Includes Additional Sentences Imposed
 Page Six of Eight

B - 41

		GRAND TOTALS
		VIOLATIONS
		ATTEMPTS
		Max. Penalty
750.520D1D	CSC - 3rd Degree - Incest	15 ATTEMPTS
750.520E	CSC, 4th Degree Multiple Variables	2 ATTEMPTS
750.520E1A	CSC - 4th Degree - Force or Coercion	2 ATTEMPTS
750.520E1A-A	CSC - 4th Degree - Victim 13 Through 15	2 ATTEMPTS
750.520E1B	CSC - 4th Degree - Incapacitated Victim	2 ATTEMPTS
750.520E1G	CSC - 4th Degree - Incest	2 ATTEMPTS
750.520F	CSC - 2nd Offense	LIFE ATTEMPTS
750.520G	CSC - Assault with Intent to Commit CSC	10 ATTEMPTS
750.520G1	CSC - Assault with Intent to Commit Sexual Penetration	10 ATTEMPTS
750.520G2	CSC - Assault with intent to Commit CSC, 2nd Degree	5 ATTEMPTS
750.529	Robbery Armed	LIFE ATTEMPTS
750.529A	Car Jacking	LIFE ATTEMPTS
750.530	Robbery Unarmed	15 ATTEMPTS
750.531	Robbery, Bank/Safe/Vault	LIFE ATTEMPTS
750.531-A	Bank Robbery	LIFE ATTEMPTS
750.531-B	Safe Breaking	LIFE ATTEMPTS
750.532	Seduction	5 ATTEMPTS
750.72	Burning Dwelling House	20 ATTEMPTS

TOTAL	.5	1	1.5	2	2.5	3	3.5	4	4.5	5	10	15	20	25	>25	LIFE	AVG
4,715	94	372	683	701	264	385	172	191	140	281	704	274	115	67	95	177	5.3
4,459	82	335	586	632	248	369	165	191	140	280	704	273	115	67	95	177	5.5
256	12	37	97	69	16	16	7			1		1					1.6
11				2	2	1	1	1		2	2						4.1
15	1	3	10		1												1.2
57	4	9	38	3	2		1										1.2
1			1														1.3
10			9	1													1.3
1			1														1.3
1			1														1.2
6										3	1	1			1		12.8
2						1				1							4.0
73		2	8	22	3	6	6	7	3	8	8						3.2
18			4	10	2	1	1										1.9
505		8	9	26	24	33	40	23	43	37	136	68	26	12	18	2	8.2
8	1		3	3			1										1.7
68		1	1	3	7	3	5	7	4	6	23	5	3				5.9
4		1	1	2													1.5
221	4	17	23	54	26	26	9	19	4	11	25	2				1	3.1
13		1	5	4	2	1											1.8
1								1									4.0
43		8	8	3	2	9		3	1	5	3	1					3.1
11		1	1		1	3					4	1					4.9
3	1		1	1													1.1
1			1														1.5
1			1														1.3
3								1		2							4.6

NOTE: Be sure to check for related offense codes when examining a particular type of crime. They may or may not be in sequential order or even on the same page.

B2c 2002 Commitments by Minimum Term Distribution for Men and Women—Assaultive Offenses
Includes Additional Sentences Imposed
 Page Seven of Eight

B - 42

		GRAND TOTALS
		VIOLATIONS
		ATTEMPTS
		Max. Penalty
750.72-A	Arson - Dwelling House	20
	ATTEMPTS	
750.72-B	Arson - Dwelling House Curtilage	20
	ATTEMPTS	
750.73	Arson - Real Property	10
	ATTEMPTS	
750.74B	Arson - Personal Property	4
	Over \$50	ATTEMPTS
750.741C1	Arson - Real/Personal Property	5
	Betw \$1K & <\$20K	ATTEMPTS
750.741D1	Arson - Personal Property	10
	\$20K+	ATTEMPTS
750.75	Arson - Insured Property	10
	ATTEMPTS	
750.771C1	Arson - Prepare to Burn Property	5
	Betw \$1K & <\$20K	ATTEMPTS
750.81	Assault or Assault and Battery	MISD
	ATTEMPTS	
750.81A	Assault - Aggravated	1
	ATTEMPTS	
750.81A2	Domestic Violence - Aggravated	1
	ATTEMPTS	
750.81A3	Domestic Violence - Aggravated	2
	2nd Offense	ATTEMPTS
750.81C2	Assault & Battery - Against FIA	2
	Employee	ATTEMPTS
750.81D1	Resist/Obstruct/Assault Peace Officer	2
	ATTEMPTS	
750.81D2	Resist/Obstruct/Assault Peace Officer -	4
	Cause Inj	ATTEMPTS
750.812	Domestic Violence	MISD
	ATTEMPTS	
750.814	Domestic Violence	2
	3rd Offense	ATTEMPTS
750.82	Felonious Assault	4
	ATTEMPTS	

TOTAL	.5	1	1.5	2	2.5	3	3.5	4	4.5	5	10	15	20	25	>25	LIFE	AVG
4,715	94	372	683	701	264	385	172	191	140	281	704	274	115	67	95	177	5.3
4,459	82	335	586	632	248	369	165	191	140	280	704	273	115	67	95	177	5.5
256	12	37	97	69	16	16	7			1		1					1.6
34		3	4	5		4	4	1	2	1	8	2					4.7
4			1	2		1											1.9
5					1	3		1									3.1
14		3	3	5		1	1	1									1.8
5			1	2	1	1											2.0
1		1															1.0
9		1	3	4	1												1.6
2	1		1														0.7
1			1														1.3
3				1				1		1							3.5
3			1	2													1.8
3		1	1										1				7.4
1	1																0.1
1			1														1.3
4		1	2	1													1.4
3			3														1.3
10		4	6														1.2
3	1			2													1.3
3			3														1.3
49		8	32	5	3		1										1.4
331	26	58	76	109	26	22	2	8	1	1	2						1.7
34	4	4	24	2													1.1

NOTE: Be sure to check for related offense codes when examining a particular type of crime. They may or may not be in sequential order or even on the same page.

B2c 2002 Commitments by Minimum Term Distribution for Men and Women—Assaultive Offenses

Includes Additional Sentences Imposed
 Page Eight of Eight

B - 43

			GRAND TOTALS		
			VIOLATIONS		
			ATTEMPTS		
			Max. Penalty		
750.83	Asslt W/Int to Commit Murder	LIFE			
		ATTEMPTS			
750.84	Asslt W/Int Gr Bod Hrm Less Murder	10			
		ATTEMPTS			
750.86	Assault W/Intent to Maim	10			
		ATTEMPTS			
750.87	Asslt W/Intent to Commit Felony	10			
		ATTEMPTS			
750.88	Asslt W/Intent to Rob & Steal Unarmed	15			
		ATTEMPTS			
750.89	Asslt W/Intent to Rob & Steal Armed	LIFE			
		ATTEMPTS			
750.90A	Pregnant Individual - Assault Causing Miscarriage	LIFE			
		ATTEMPTS			
750.90CA	Miscarriage - Gross Negligence Against Preg Individual	15			
		ATTEMPTS			
750.91	Attempt to Murder	LIFE			
		ATTEMPTS			
752.191	Felonious Driving	2			
		ATTEMPTS			
752.542A	Riot - Causing in Prison	10			
		ATTEMPTS			
752.861	Weapons - Firearms, Careless Use Causing Injury/Death	2			
		ATTEMPTS			

TOTAL	.5	1	1.5	2	2.5	3	3.5	4	4.5	5	10	15	20	25	>25	LIFE	AVG
4,715	94	372	683	701	264	385	172	191	140	281	704	274	115	67	95	177	5.3
4,459	82	335	586	632	248	369	165	191	140	280	704	273	115	67	95	177	5.5
256	12	37	97	69	16	16	7			1		1					1.6
117		1	2	5	2	6	2	2	5	3	36	28	8	8	7	2	11.6
2						1						1					9.0
272	9	29	28	54	15	47	18	16	2	28	24	1				1	2.9
16		1	6	5	1	2	1										1.8
1					1												2.5
1								1									4.0
20			2	6	1	5	1			3	2						3.1
2			1	1													1.5
91	1	1	2	4	6	3	3	5	9	4	28	19	6				7.4
2		1			1												1.7
1													1				20.0
1										1							5.0
6											3	1		1	1		16.2
2			1	1													1.6
1			1														1.5
5		2	2		1												1.4

NOTES: Be sure to check for related offense codes when examining a particular type of crime. They may or may not be in sequential order or even on the same page.

Largest minimum term is reported.

When minimum terms exceed maximum penalties, that may be due to anomalies in criminal justice practices, habitualized offenses, database errors, etc.

Each minimum term category is rounded up from the preceding category (for example, the ten-year category includes all minimums longer than five years up to exactly ten years).

Minimum term averages are based on raw data (with life sentences excluded from the calculations).

Source: Corrections Management Information System (CMIS)

B3 2002 Commitments by Minimum Term Distribution for Women—All Offenses

Includes Additional Sentences Imposed
 Page One of Eight

B - 44

GRAND TOTALS		VIOLATIONS		ATTEMPTS		Max. Penalty
257.602A2	Peace Officer - Fleeing/Vehicle CD 4th Degree	2	ATTEMPTS			
257.602A3	Peace Officer - Fleeing/Vehicle CD 2nd Offense	5	ATTEMPTS			
257.602A3-A	Peace Officer - Fleeing/Vehicle CD 3rd Degree	5	ATTEMPTS			
257.6251-A	Operating - OUIL/Per Se	MISD	ATTEMPTS			
257.6254	Operating - Under the Influence Causing Death	15	ATTEMPTS			
257.6255-A	Operating - Under the Influence Causing Serious Injury	5	ATTEMPTS			
257.6256D	Operating - OUIL/Per Se/OWI - 3rd Offense	5	ATTEMPTS			
257.6257A2	Operating OUIL/Occupant < 16, 2nd Offense	5	ATTEMPTS			
257.9044	Operate - License Suspend/Revoked Cause Death	15	ATTEMPTS			
333.7401	Contr. Sub, Mfg, Del, Poss	LIFE	ATTEMPTS			
333.74012A1	Controlled Sub, Mfg, Del, Poss - 650 or More Grams	LIFE	ATTEMPTS			
333.74012A2	Controlled Sub, Mfg, Del, Poss 225-649g	30	ATTEMPTS			
333.74012A3	Controlled Sub, Mfg, Del, Poss 50-224g	20	ATTEMPTS			
333.74012A4	Controlled Sub, Mfg, Del, Poss <50 Grams	20	ATTEMPTS			
333.74012B-A	Contr. Sub, Mfg, Del, Poss (Sch 1,2,3 ex Marij & Cocaine)	7	ATTEMPTS			
333.74012B1	Controlled Sub, Mfg, Del, Poss Methamphetamine	20	ATTEMPTS			
333.74012D1	Controlled Sub, Mfg, Del, Poss, 45 Kg+ Marijuana	15	ATTEMPTS			
333.74012D3	Controlled Sub, Mfg, Del, Poss, Marijuana <5 Kg	4	ATTEMPTS			
333.74032A4	Controlled Sub - Poss 25-49g Narc. or Cocaine	4	ATTEMPTS			

TOTAL	.5	1	1.5	2	2.5	3	3.5	4	4.5	5	10	15	20	25	>25	LIFE	AVG
975	53	215	248	194	50	77	16	24	10	21	30	17	7	3	4	6	2.4
901	46	195	218	188	44	72	16	24	10	21	30	17	7	3	4	6	2.5
74	7	20	30	6	6	5											1.3
1			1														1.3
1			1														1.3
2		1			1												1.5
5		2		2		1											1.6
7			1			3		1			2						4.5
4				1	1	2											2.5
1				1													1.7
48		10	15	15	5	2	1										1.7
5	1		1	3													1.5
2		1								1							2.9
1									1								4.3
2				1									1				11.0
1											1						6.0
14		3		1			1	1	1	3	4						4.6
68	2	28	22	7	3	5				1							1.5
7	2	5															0.7
2				2													1.8
3			1			2											2.4
1		1															1.0
3			2		1												1.7
1		1															1.0

NOTE: Be sure to check for related offense codes when examining a particular type of crime. They may or may not be in sequential order or even on the same page.

B3 2002 Commitments by Minimum Term Distribution for Women—All Offenses
Includes Additional Sentences Imposed
 Page Two of Eight

B - 45

GRAND TOTALS																		
VIOLATIONS																		
ATTEMPTS																		
Max. Penalty																		
333.74032A5	Controlled Sub - Poss Less 25g Narc. or Cocaine	ATTEMPTS	4															1.3
333.74032B-A	Controlled Sub - Possession/ Analogues	ATTEMPTS	2															0.9
333.74032B1	Controlled Sub - Possession Methamphetamine	ATTEMPTS	10															1.0
333.74032D	Controlled Sub - Poss Marijuana	ATTEMPTS	1															1.5
333.74042A	Contr. Sub Use (Narcotic, Cocaine, Methamphetamine)	ATTEMPTS	1															1.2
333.7405D	Contr. Sub - Maintain or Keep Drug House	ATTEMPTS	2															1.0
333.74071C	Controlled Sub - Obtain by Fraud	ATTEMPTS	4															1.1
333.74071G	Controlled Sub - Counterfeit Prescription Form	ATTEMPTS	4															1.9
333.74101A	Controlled Sub, Deliver to Minor <50g	ATTEMPTS	40															2.0
333.74103	Contr. Sub - Poss w/Int School Prop (Narc/Cocaine) <50g	ATTEMPTS	40															1.0
400.602-B	Welfare Fraud - Fail to Inform \$500 or More	ATTEMPTS	4															15.0
750.110	Breaking & Entering	ATTEMPTS	10															0.5
750.110-B	Break & Enter Occup Bldg. w/Intent	ATTEMPTS	15															1.2
750.110A2	Home Invasion - 1st Degree	ATTEMPTS	20															2.1
750.110A3	Home Invasion - 2nd Degree	ATTEMPTS	15															2.5
750.110A4	Home Invasion - 3rd Degree	ATTEMPTS	5															3.0
750.111	Entering w/o Breaking	ATTEMPTS	5															2.9
750.131A1	Check - No Account	ATTEMPTS	2															1.5
750.131A2	Check - 3 Non-Sufficient Funds Within 10 Days	ATTEMPTS	2															1.0

TOTAL	.5	1	1.5	2	2.5	3	3.5	4	4.5	5	10	15	20	25	>25	LIFE	AVG
975	53	215	248	194	50	77	16	24	10	21	30	17	7	3	4	6	2.4
901	46	195	218	188	44	72	16	24	10	21	30	17	7	3	4	6	2.5
74	7	20	30	6	6	5											1.3
59	5	23	15	11	3	2											1.3
4	1	2	1														0.9
1		1															1.0
1			1														1.5
1			1														1.2
1		1															1.0
2		1	1														1.1
7		3		2		1		1									1.9
1				1													2.0
1		1															1.0
1												1					15.0
6	4		2														0.5
1			1														1.2
5		1	2			1		1									2.1
2				1		1											2.5
1						1											3.0
11		1	1	2		2	1	2	1	1							2.9
1			1														1.5
17		3	2	3	3	2		1		1	2						2.7
2			2														1.4
2				1			1										2.6
1			1														1.5
1		1															1.0
3			3														1.2
4	1		3														0.9

NOTE: Be sure to check for related offense codes when examining a particular type of crime. They may or may not be in sequential order or even on the same page.

B3 2002 Commitments by Minimum Term Distribution for Women — All Offenses

Includes Additional Sentences Imposed

Page Three of Eight

B - 46

GRAND TOTALS		
VIOLATIONS		
ATTEMPTS		
Max. Penalty		
750.135	Child Abuse - Abandonment	10
	ATTEMPTS	
750.136B2	Child Abuse, 1st Degree	15
	ATTEMPTS	
750.136B3	Child Abuse, 2nd Degree	4
	ATTEMPTS	
750.136B4	Child Abuse, 3rd Degree	2
	ATTEMPTS	
750.157B2	Solicit to Murder	LIFE
	ATTEMPTS	
750.157N1	Financial Transaction Device - Steal/ Retain w/o Consent	4
	ATTEMPTS	
750.157P	Financial Transaction Device - Poss w/Intent to Use/Sell	4
	ATTEMPTS	
750.157Q	Financial Transaction Device - Illegal Sale/Use	4
	ATTEMPTS	
750.15911	Criminal Enterprise - Conducting	20
	ATTEMPTS	
750.174	Embezzle - Agt, Serv, Emp, Trustee	10
	ATTEMPTS	
750.174-B	Embezzlement - Agent or Trustee Over \$100	10
	ATTEMPTS	
750.1744A	Embezzlement - Agent or Trustee Betw \$1K and <\$20K	5
	ATTEMPTS	
750.1745A	Embezzlement - Agent or Trustee \$20K or More	10
	ATTEMPTS	
750.176	Embezzle - Administrator/Executor/ Guardian	10
	ATTEMPTS	
750.188	Escape - Allowed by Officer/ Guard	LIFE
	ATTEMPTS	
750.193	Break, Escape or Attempt to Break, Escape Prison	5
	ATTEMPTS	
750.197CA	Assault Prison Employee	4
	ATTEMPTS	
750.1972	Escape - Awaiting Trial for Felony	4
	ATTEMPTS	
750.199A	Absconding or Forfeiting Bond	4
	ATTEMPTS	

TOTAL	.5	1	1.5	2	2.5	3	3.5	4	4.5	5	10	15	20	25	>25	LIFE	AVG
975	53	215	248	194	50	77	16	24	10	21	30	17	7	3	4	6	2.4
901	46	195	218	188	44	72	16	24	10	21	30	17	7	3	4	6	2.5
74	7	20	30	6	6	5											1.3
1				1													1.9
3				1				1			1						4.0
1						1											3.0
1			1														1.3
1								1									3.5
13	3	3	3	3	1												1.2
1			1														1.3
3		1			1			1									2.5
1		1															1.0
5		1	1	2	1												1.7
1			1														1.3
1								1									4.0
1	1																0.2
5	1	1	1			2											1.7
1			1														1.5
15		2	6	7													1.6
4			2	1						1							2.4
1				1													2.0
1											1						7.0
1												1					6.0
20	4	11	4	1													0.9
2			1					1									2.7
1			1														1.3
2			1	1													1.7

NOTE: Be sure to check for related offense codes when examining a particular type of crime. They may or may not be in sequential order or even on the same page.

B3 2002 Commitments by Minimum Term Distribution for Women—All Offenses
Includes Additional Sentences Imposed
 Page Four of Eight

B - 47

GRAND TOTALS		
VIOLATIONS		
ATTEMPTS		
Max. Penalty		
750.213	Extortion	20
	ATTEMPTS	
750.218-B	False Pretenses - Over \$100	10
	ATTEMPTS	
750.2184A	False Pretenses - \$1,000 or More, Less Than \$20,000	5
	ATTEMPTS	
750.219A2C1	Telephone - Avoid Payment Betw \$1K & <\$20K	5
	ATTEMPTS	
750.224B	Weapon, Short-Barrel Shotgun/ Rifle	5
	ATTEMPTS	
750.224F	Weapon-Firearm, Poss by Felon	5
	ATTEMPTS	
750.227	Carrying Concealed Weapons	5
	ATTEMPTS	
750.227B	Felony Firearm	10
	ATTEMPTS	
750.227B-A	Weapons - Felony Firearm	2
	ATTEMPTS	
750.234B	Firearm, Discharge In/At Dwelling	4
	ATTEMPTS	
750.248	Forgery of Records, Other Instruments	14
	ATTEMPTS	
750.249	Uttering & Publishing	14
	ATTEMPTS	
750.250	Forgery of State Warrant	7
	ATTEMPTS	
750.253	Uttering & Publishing Counterfeit Bills or Notes	5
	ATTEMPTS	
750.316-A	Murder - 1st Degree - Premeditated	LIFE
	ATTEMPTS	
750.316-B	Murder - Felony	LIFE
	ATTEMPTS	
750.317	Second Degree Murder	LIFE
	ATTEMPTS	
750.321-A	Manslaughter - Statutory Short Form	15
	ATTEMPTS	
750.321-C	Manslaughter - Involuntary	15
	ATTEMPTS	

TOTAL	.5	1	1.5	2	2.5	3	3.5	4	4.5	5	10	15	20	25	>25	LIFE	AVG
975	53	215	248	194	50	77	16	24	10	21	30	17	7	3	4	6	2.4
901	46	195	218	188	44	72	16	24	10	21	30	17	7	3	4	6	2.5
74	7	20	30	6	6	5											1.3
1						1											3.0
1			1														1.5
2		1			1												1.6
5		1	2	1			1										1.8
1	1																0.5
1				1													2.0
2	1	1															0.6
3	1	1		1													1.1
2				2													2.0
17				17													2.0
1		1															0.7
14		2	5	4		2		1									1.9
133	6	32	37	38	3	12		3		2							1.6
22	4	6	5	2	3	2											1.4
1				1													2.0
2				1			1										2.6
4																4	
2																2	
25						1				1	2	10	5	2	4		17.3
4						1				2	1						5.2
1				1													2.0

NOTE: Be sure to check for related offense codes when examining a particular type of crime. They may or may not be in sequential order or even on the same page.

B3 2002 Commitments by Minimum Term Distribution for Women—All Offenses

Includes Additional Sentences Imposed

Page Five of Eight

B - 48

GRAND TOTALS																			
VIOLATIONS		975	53	215	248	194	50	77	16	24	10	21	30	17	7	3	4	6	2.4
ATTEMPTS		901	46	195	218	188	44	72	16	24	10	21	30	17	7	3	4	6	2.5
Max. Penalty		74	7	20	30	6	6	5											1.3
750.321-E	Manslaughter with Motor Vehicle	15											1						10.0
750.324	Negligent Homicide	2			2														1.3
750.329A	Suicide - Assisting	5																	1.3
750.338	Gross Indecency Between Males - Commit/Procure	5		1															1.0
750.338B	Gross Indecency Male and Female - Commit/Procure	5			1														1.5
750.349	Kidnapping	LIFE												1					15.0
750.350	Kidnapping - Child Enticement	LIFE	1																0.4
750.356-A	Larceny - Over \$100	5	1																0.5
750.356A3	Breaking and Entering - A Vehicle (with Damage)	5	1																0.1
750.356C	Retail Fraud - 1st Degree	5		17	17	15	4	2		1									1.5
750.3562A	Larceny - \$20,000 or More	10							1										1.3
750.3563A	Larceny - \$1,000 Or More But Less Than \$20,000	5			1														3.2
750.357	Larceny from Person	10	1	1		4	1	1											1.3
750.357B	Firearms, Stealing of Another	5	2	1	1														1.7
750.360	Larceny in Building	4	17		3	7	6		1										0.6
750.362-A	Larceny - By Conversion Over \$100	5	3		2	1													1.5
750.3622A	Larceny by Conversion \$20K+	10	1	1															1.1
750.3623A	Larceny - By Conversion Betw \$1K and <\$20K	5				2			1										2.0
750.377A1B1	Mal Destr. of Personal Property Betw \$1K & <\$20K	5	2			1		1											0.4

TOTAL	.5	1	1.5	2	2.5	3	3.5	4	4.5	5	10	15	20	25	>25	LIFE	AVG
975	53	215	248	194	50	77	16	24	10	21	30	17	7	3	4	6	2.4
901	46	195	218	188	44	72	16	24	10	21	30	17	7	3	4	6	2.5
74	7	20	30	6	6	5											1.3
1											1						10.0
2			2														1.3
1			1														1.3
1		1															1.0
1			1														1.5
1												1					15.0
1	1																0.4
1	1																0.5
1	1																0.1
56		17	17	15	4	2		1									1.5
2			2														1.3
1								1									3.2
1			1														1.3
8	1	1		4	1	1											1.7
2	1	1															0.6
17		3	7	6		1											1.5
3		2	1														1.1
1				1													2.0
1	1																0.4
3			2			1											2.0
2				1		1											2.5

NOTE: Be sure to check for related offense codes when examining a particular type of crime. They may or may not be in sequential order or even on the same page.

B3 2002 Commitments by Minimum Term Distribution for Women—All Offenses

Includes Additional Sentences Imposed

Page Six of Eight

B - 49

GRAND TOTALS																			
VIOLATIONS		975	53	215	248	194	50	77	16	24	10	21	30	17	7	3	4	6	2.4
ATTEMPTS		901	46	195	218	188	44	72	16	24	10	21	30	17	7	3	4	6	2.5
Max. Penalty		74	7	20	30	6	6	5											1.3
750.377B	Mal Destr. Police or Fire Dept Property	4		1			1												1.6
	ATTEMPTS	3			3														1.2
750.411A1B	False Report of a Felony	4		1															1.0
	ATTEMPTS	1																	
750.411A3A	False Report/Threat - Bomb, Harmful Materials	4								1									4.3
	ATTEMPTS	1																	
750.4111	Stalking, Aggravated	5		1	1		1												1.6
	ATTEMPTS	3																	
750.413	Unlawfully Driving Away an Automobile	5		2		2		1											1.3
	ATTEMPTS	7	2																
750.414	Unlawful Use Auto w/o Intent to Steal	2		1	2														1.1
	ATTEMPTS	3																	
750.4152	MV Conceal or Misrep ID w/Intent to Mislead (Felony)	4			1														1.4
	ATTEMPTS	1																	
750.451-B	Prostitution - 3rd Offense	2		4	4														1.1
	ATTEMPTS	8																	
750.459	Prostitution - Transporting Female (perhaps compel)	20											1						12.8
	ATTEMPTS	1																	
750.479-B	Police Officer - Resist & Obstruct	2		1	5	2													1.4
	ATTEMPTS	8																	
750.479A3	Police Officer - Fleeing 3rd Degree	5			2														1.3
	ATTEMPTS	2																	
750.479B2	Peace Officer - Disarming Firearm	10			1														1.5
	ATTEMPTS	1					1												2.5
750.483A2B	Interfering with Crime Report - Threat to Kill/Injure	10			3														1.5
	ATTEMPTS	3																	
750.491	Public Records-Destroy/Mutilate/ Remove	MISD			1														1.3
	ATTEMPTS	1																	
750.505-B	Accessory After the Fact to Felony	5		1															1.0
	ATTEMPTS	1																	
750.520	Criminal Sexual Conduct (CSC)	LIFE						1											3.0
	ATTEMPTS	1																	
750.520B1A	CSC - 1st Degree - Person Under 13	LIFE				1						1				1			11.9
	ATTEMPTS	3																	
750.520C	CSC, 2nd Degree Multiple Variables	15						1											3.0
	ATTEMPTS	1																	
750.520C1A	CSC - 2nd Degree - Person Under 13	15			1		1	2		1									2.7
	ATTEMPTS	5																	

TOTAL	.5	1	1.5	2	2.5	3	3.5	4	4.5	5	10	15	20	25	>25	LIFE	AVG
975	53	215	248	194	50	77	16	24	10	21	30	17	7	3	4	6	2.4
901	46	195	218	188	44	72	16	24	10	21	30	17	7	3	4	6	2.5
74	7	20	30	6	6	5											1.3
2		1			1												1.6
3			3														1.2
1		1															1.0
1									1								4.3
3		1	1		1												1.6
7	2	2		2		1											1.3
3		1	2														1.1
1			1														1.4
8		4	4														1.1
1												1					12.8
8		1	5	2													1.4
2			2														1.3
1			1														1.5
1					1												2.5
3			3														1.5
1			1														1.3
1		1															1.0
1						1											3.0
3				1							1			1			11.9
1						1											3.0
5			1		1	2		1									2.7

NOTE: Be sure to check for related offense codes when examining a particular type of crime. They may or may not be in sequential order or even on the same page.

B3 2002 Commitments by Minimum Term Distribution for Women—All Offenses

Includes Additional Sentences Imposed

Page Seven of Eight

B - 50

		GRAND TOTALS																
		VIOLATIONS																
		ATTEMPTS																
			Max. Penalty															
750.520C1B	CSC - 2nd Degree - Relationship	15	ATTEMPTS															
750.520D	CSC, 3rd Degree Multiple Variables	15	ATTEMPTS															
750.520D1A	CSC - 3rd Degree - Person 13 Through 15	15	ATTEMPTS															
750.520E1A	CSC - 4th Degree - Force or Coercion	2	ATTEMPTS															
750.520G1	CSC - Assault with Intent to Commit Sexual Penetration	10	ATTEMPTS															
750.529	Robbery Armed	LIFE	ATTEMPTS															
750.529A	Car Jacking	LIFE	ATTEMPTS															
750.530	Robbery Unarmed	15	ATTEMPTS															
750.531-A	Bank Robbery	LIFE	ATTEMPTS															
750.535-A	Stolen Property - Receiving & Concealing Over \$100	5	ATTEMPTS															
750.5352A	Stolen Property - Rec & Conc \$20K+	10	ATTEMPTS															
750.5353A	Stolen Property - Rec & Conc Betw \$1K & <\$20K	5	ATTEMPTS															
750.72-A	Arson - Dwelling House	20	ATTEMPTS															
750.73	Arson - Real Property	10	ATTEMPTS															
750.74B	Arson - Personal Property Over \$50	4	ATTEMPTS															
750.75	Arson - Insured Property	10	ATTEMPTS															
750.82	Felonious Assault	4	ATTEMPTS															
750.83	Asslt W/Int to Commit Murder	LIFE	ATTEMPTS															
750.84	Asslt W/Int Gr Bod Hrm Less Murder	10	ATTEMPTS															

TOTAL	.5	1	1.5	2	2.5	3	3.5	4	4.5	5	10	15	20	25	>25	LIFE	AVG
975	53	215	248	194	50	77	16	24	10	21	30	17	7	3	4	6	2.4
901	46	195	218	188	44	72	16	24	10	21	30	17	7	3	4	6	2.5
74	7	20	30	6	6	5											1.3
1											1						5.9
2		1				1											2.0
5		1		1	2			1									2.3
1			1														1.3
1			1														1.3
37			3	3	3	5	4	1	5	3	5	4	1				5.1
1							1										3.5
13		3	2	2	3		1	1			1						2.5
2		1				1											1.8
6		1		1		2				1	1						3.9
1			1														1.5
1			1														1.3
1		1															1.0
7		5		1		1											1.3
2			2														1.3
9		1	2	2		2	1	1									2.2
1			1														1.5
2			1			1											2.2
1		1															1.0
1										1							5.0
26	5	5	8	5	3												1.3
4			4														1.2
6						1			1		4						6.3
25	2	3	6	4	1	4	1	2		2							2.1
3			1	1	1												1.8

NOTE: Be sure to check for related offense codes when examining a particular type of crime. They may or may not be in sequential order or even on the same page.

B3 2002 Commitments by Minimum Term Distribution for Women — All Offenses

Includes Additional Sentences Imposed
Page Eight of Eight

GRAND TOTALS		
VIOLATIONS		
ATTEMPTS		
Max. Penalty		
750.88	Asslt W/Intent to Rob & Steal Unarmed	15 ATTEMPTS
750.89	Asslt W/Intent to Rob & Steal Armed	LIFE ATTEMPTS
750.91	Attempt to Murder	LIFE ATTEMPTS
752.861	Weapons - Firearms, Careless Use Causing Injury/Death	2 ATTEMPTS
801.2631	Jail - Furnish Contraband to Prisoner	1 ATTEMPTS

TOTAL	.5	1	1.5	2	2.5	3	3.5	4	4.5	5	10	15	20	25	>25	LIFE	AVG
975	53	215	248	194	50	77	16	24	10	21	30	17	7	3	4	6	2.4
901	46	195	218	188	44	72	16	24	10	21	30	17	7	3	4	6	2.5
74	7	20	30	6	6	5											1.3
1						1											3.0
3					1			1		1							3.8
1											1						9.0
1			1														1.3
1				1													2.0

NOTES: Be sure to check for related offense codes when examining a particular type of crime. They may or may not be in sequential order or even on the same page.

B - 51

Largest minimum term is reported.

When minimum terms exceed maximum penalties, that may be due to anomalies in criminal justice practices, habitualized offenses, database errors, etc.

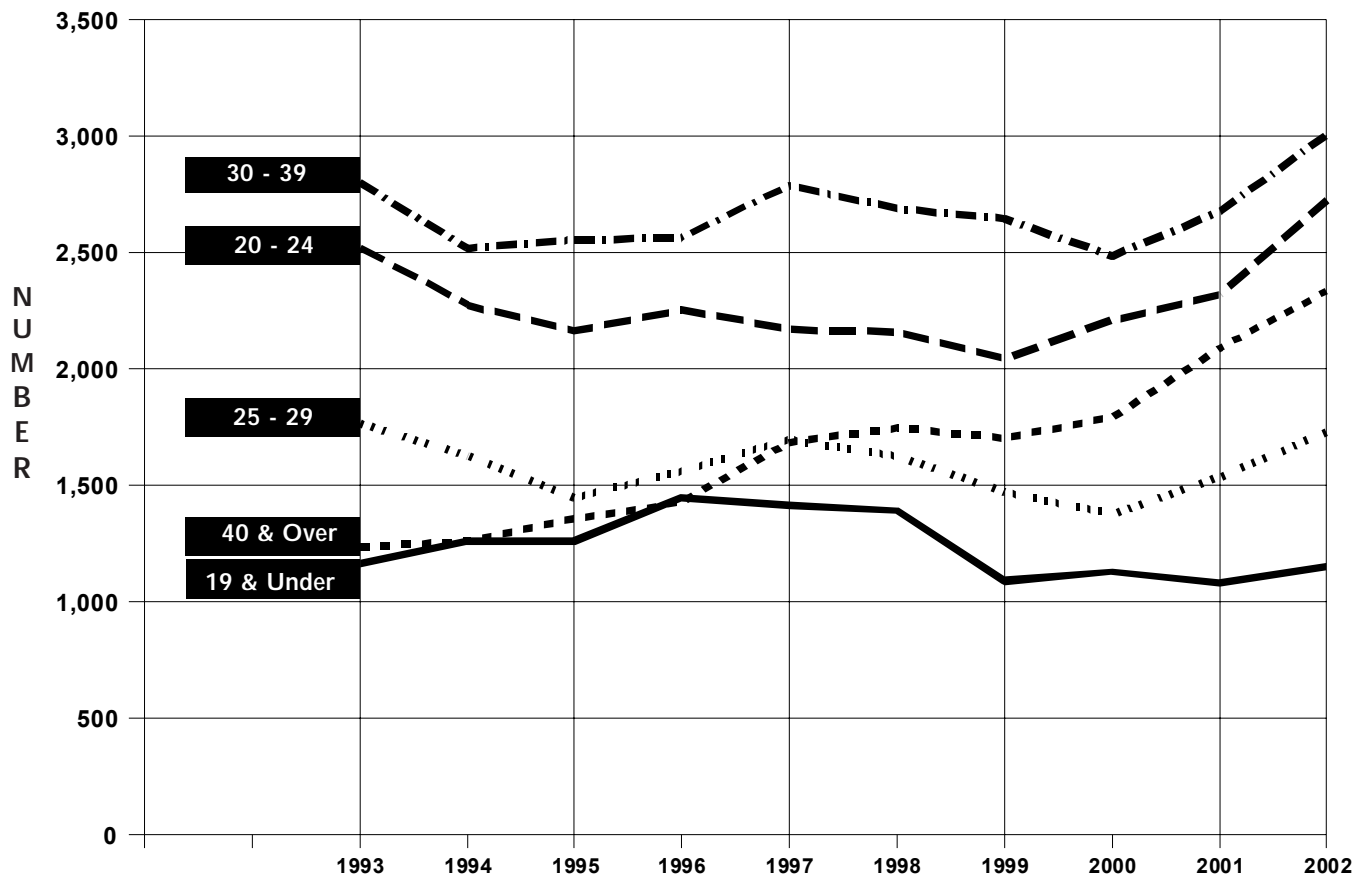
Each minimum term category is rounded up from the preceding category (for example, the ten-year category includes all minimums longer than five years up to exactly ten years).

Minimum term averages are based on raw data (with life sentences excluded from the calculations).

Source: Corrections Management Information System (CMIS)

B4a Commitments by Age for Men, 1993 - 2002

Includes Additional Sentence Imposed



B4b Commitments by Age, Race and Gender as of December 2002

Includes Additional Sentence Imposed

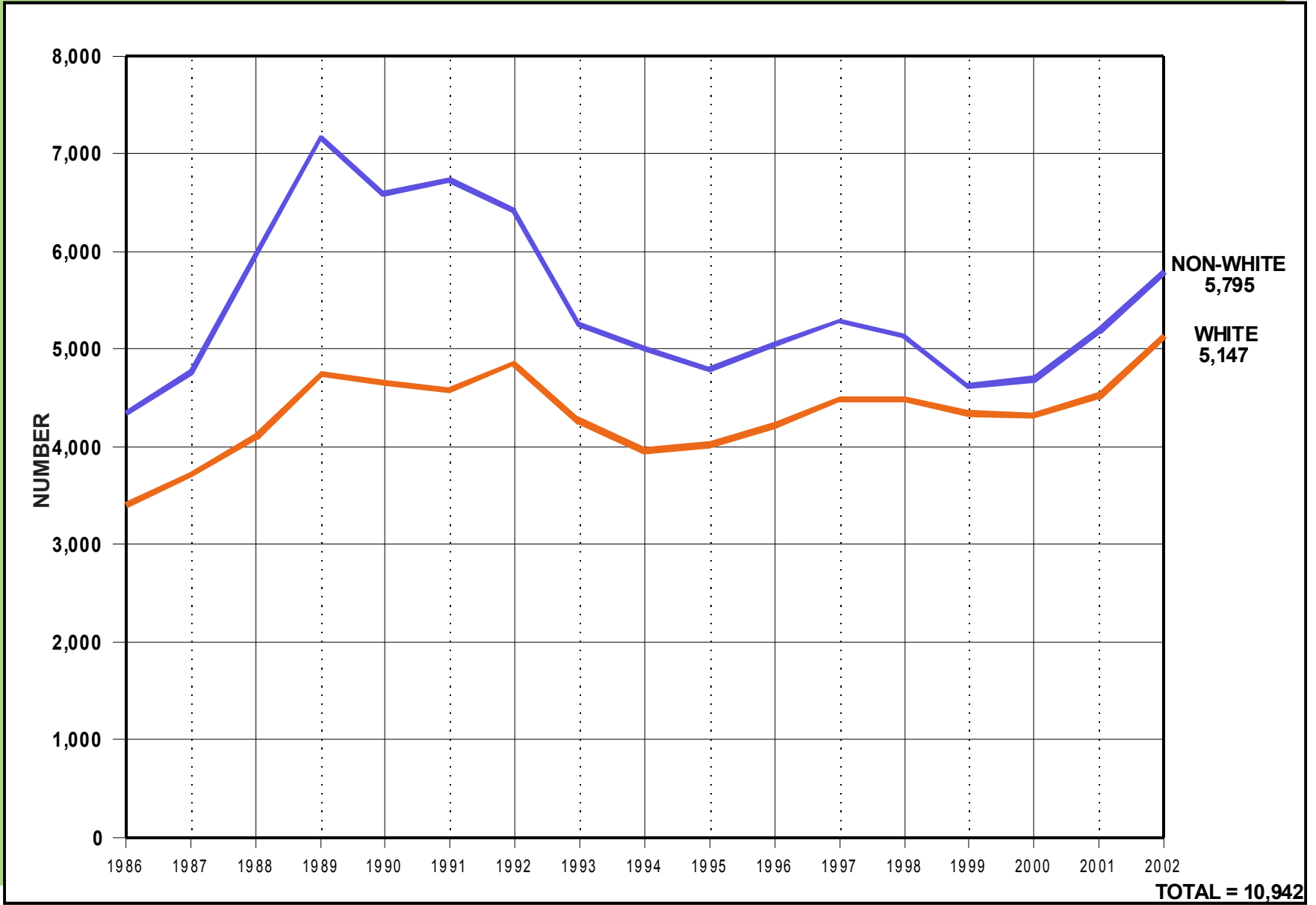
Age Group	TOTAL COMMITMENTS		MALE COMMITMENTS						FEMALE COMMITMENTS					
	Count	PCNT	Total Male		White		Non-White		Total Female		White		Non-White	
			Count	PCNT	Count	PCNT	Count	PCNT	Count	PCNT	Count	PCNT	Count	PCNT
19 and Under	1,188	10.0	1,152	10.5	540	4.9	612	5.6	36	3.7	18	1.8	18	1.8
20 - 24	2,869	24.1	2,723	24.9	1,162	10.6	1,561	14.3	146	15.0	84	8.6	62	6.4
25 - 29	1,889	15.8	1,729	15.8	699	6.4	1,030	9.4	160	16.4	76	7.8	84	8.6
30 - 39	3,380	28.4	3,003	27.4	1,535	14.0	1,468	13.4	377	38.6	198	20.3	179	18.3
40 and Over	2,592	21.7	2,335	21.3	1,211	11.1	1,124	10.3	257	26.3	114	11.7	143	14.7
Totals*	12,138	100.0	10,942	100.0	5,147	47.0	5,795	53.0	976	100.0	490	50.2	486	49.8
SUBTOTALS AS PERCENT OF TOTAL	100.0		91.8		43.2		48.6		8.2		4.1		4.1	

SOURCE: Corrections Management Information System (CMIS). *Cases with Insufficient Information = 220 (excluded from % calculations) .

B5a Commitments by Race for Men, 1986 - 2002

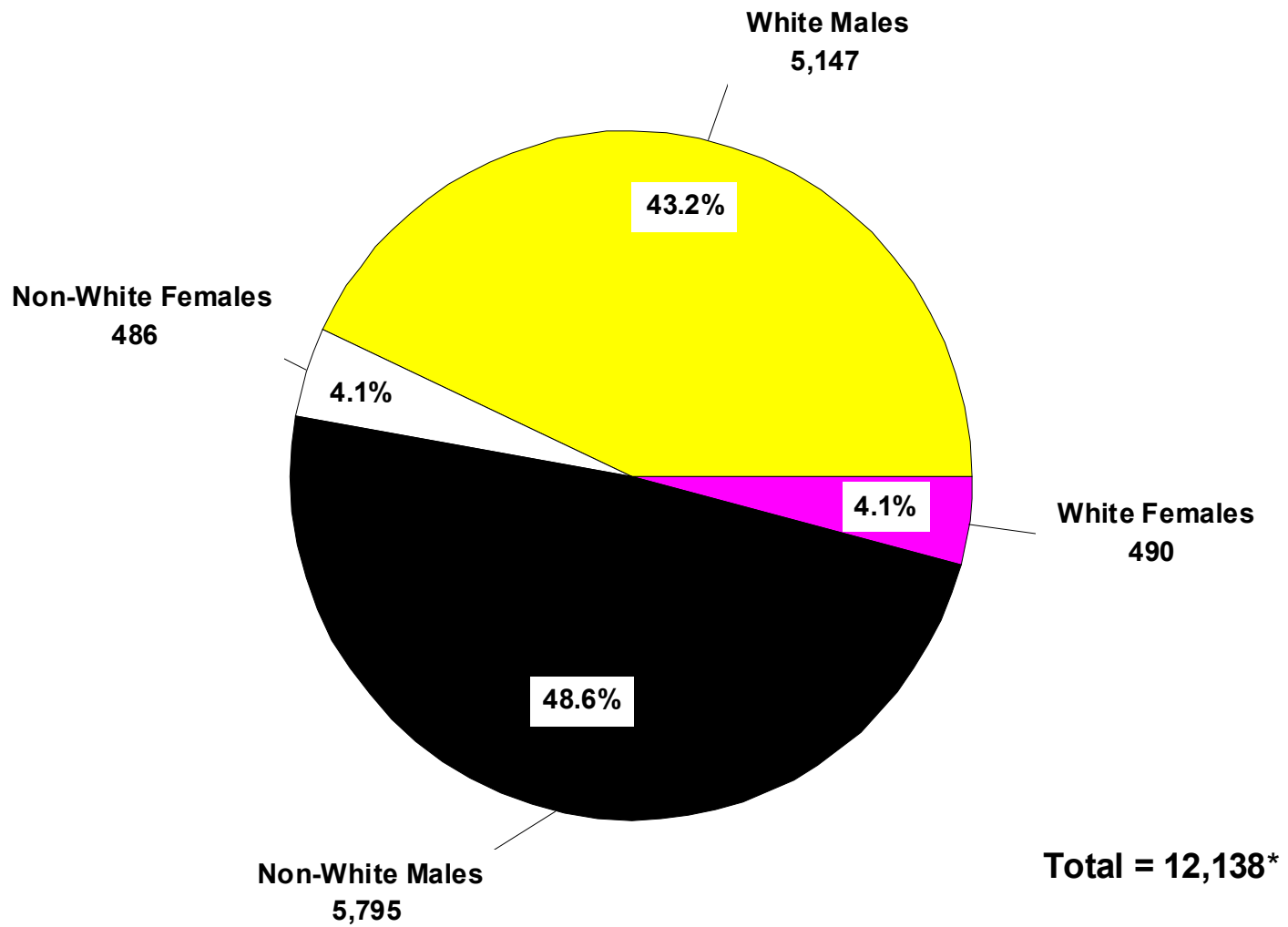
Includes Additional Sentence Imposed

B - 53



SOURCE: Corrections Management Information System (CMIS).

B5b Total 2002 Commitments by Race and Gender
Includes Additional Sentence Imposed



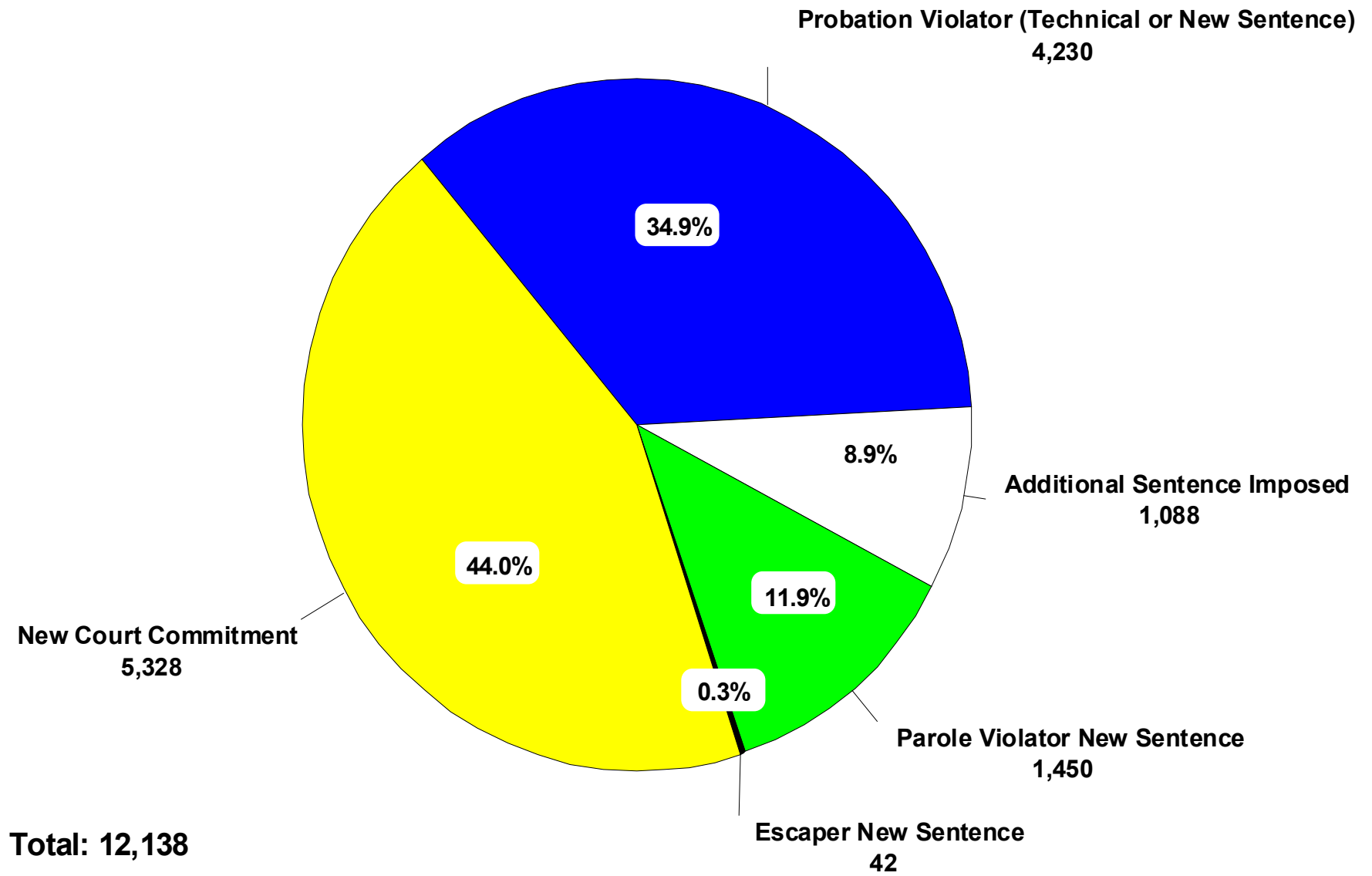
B - 54

Source: Corrections Management Information System (CMIS)

* Cases with insufficient information = 220 (Excluded from % calculations.)

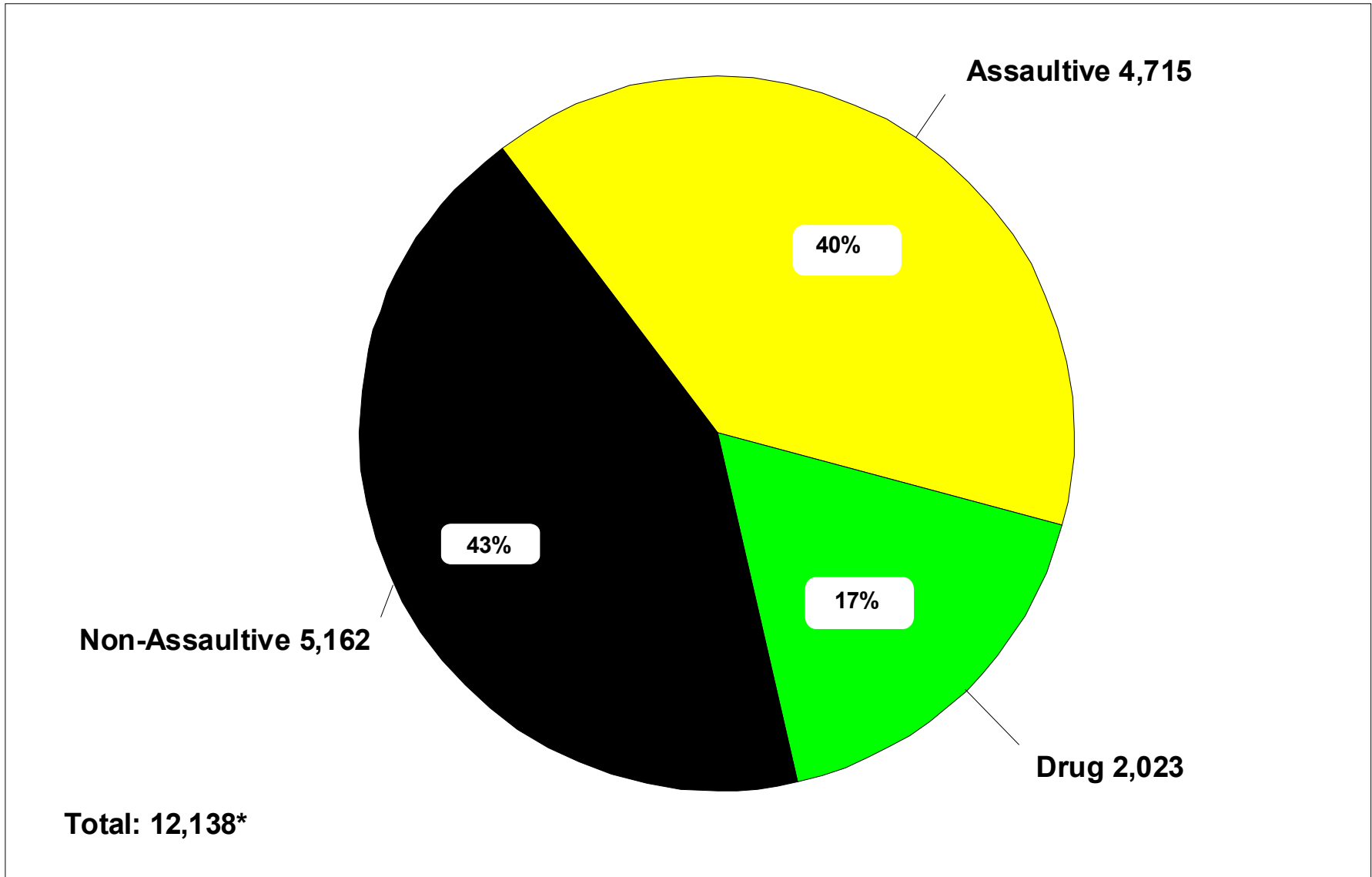
B6 2002 Prison Commitments by Type
Includes Additional Sentences Imposed

B - 55



Source: Corrections Management Information System (CMIS)

B7 2002 Prisoner Intake by Major Crime Types
Includes Additional Sentences Imposed



B - 56

Source: Corrections Management Information System (CMIS)
238 cases have insufficient information to determine crime type.

Prisoner Population



This section presents descriptions of Michigan's correctional facilities and statistics regarding the characteristics of the prisoner population.

The map shows the location of each Michigan prison and camp, as well as a geographic breakdown of the Correctional Facilities Administration (CFA) regions. The map is followed by a description of each facility.

Table C is a breakdown of the net operating capacity of the institutions and camps, by security level.

Table Ca displays the end-of-year institution and camp population from 1988 through 2002.

Table C1 shows the total prisoner population broken down by minimum sentence and offense. The total population includes prisoners housed in institutions, camps, the SAI-Prison program and Community Residential Programs (CRP). Tables C1a through C1c show the information in Table C1 broken down by major crime categories (i.e., non-assaultive, drug and assaultive). Table C2 shows the total *female* prisoner population broken

down by minimum sentence and offense.

The crimes in the C1 series of tables and the C2 table are sorted by Michigan Compiled Law (MCL) numbers and Prosecuting Attorney's Coordinating Council (PACC) codes (the sort order used since 1999). Since this sort order keeps sequential codes together, similar crimes that have identical maximum penalties are not consolidated. This level of detail provides much richer information, but the reader must be careful to watch for related codes when attempting to examine the prison population frequency and minimum term distribution for a particular type of crime. For example, nine separate offense codes now appear for the crime of first degree criminal sexual conduct (750.520B--) because each code represents a specific characteristic of the offense.

Tables C3a through C3c summarize the total prisoner population broken down by age, location and race.

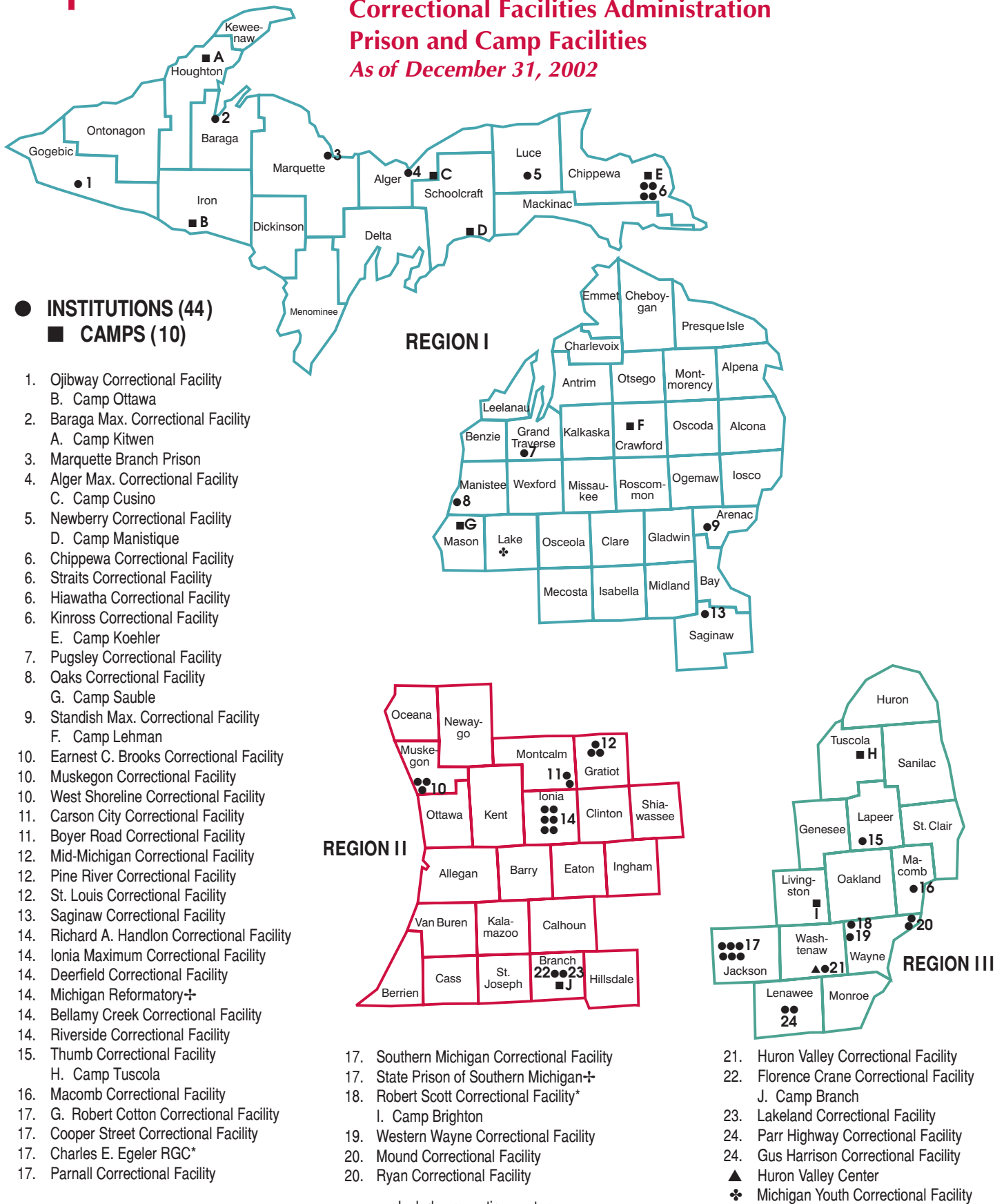
Table C4 summarizes the movement of prisoners into and out

of the institution and camp population during 2002. To demonstrate the effect of prisoner movement on the size of the institution and camp population, Table C4 reports only the movements onto and off of the institution/camp count. In other words, the table ignores movement types that do not affect the total count (e.g., movements *between* institutions). It also does not show prisoner movements that do not involve prison/camp locations (e.g., prisoner movements to parole from CRP locations).

Table C5 shows the number of escapes from secure DOC custody from 1997 through 2002. The Department recently modernized its coding and reporting of escapes, as is explained in the narrative of Table C5. The modernization was implemented starting with 1999 data, but escape figures since 1996 were recalculated using the new reporting process to provide a trend line based on consistent methodology.

Map

Michigan Department of Corrections Correctional Facilities Administration Prison and Camp Facilities As of December 31, 2002



Source: Correctional Facilities Administration

Descriptions of Institutions — December 31, 2002

Alger Maximum Correctional Facility (LMF)

Warden Barbara Bouchard
Industrial Park Drive, P.O. Box 600
Munising, MI 49862
(906) 387-5000; FAX (906) 387-5019

Opened: August 1990
Total Capacity: 536
Net Operating Capacity: 531
Age Limits: Men, 17 or older
Security Level: V (maximum)
Appropriation for 2002/2003: \$27,748,600
Appropriated per capita for prisoner care and custody: \$90.08

Camp Cusino (CCU)

ADW Shelley Peterson
N5398 Percy Road
Shingleton, MI 49884
(906) 452-6248; FAX (906) 452-6585

Total Capacity: 320
Net Operating Capacity: 320
Age Limits: Men, 17 or older
Security Level: I (minimum)
Appropriation for 2002/2003: Included in the budget of Alger Maximum Correctional Facility (LMF)
Appropriated per capita for prisoner care and custody: Included in the budget of LMF

Baraga Maximum Correctional Facility (AMF)

Warden Tim Luoma
301 Wadaga Road
Baraga, MI 49908
(906) 353-7070; FAX (906) 353-7957

Opened: June 1993
Total Capacity: 856
Net Operating Capacity: 829
Age Limits: Men, 17 or older
Security Level: I and V (minimum, maximum)
Appropriation for 2002/2003: \$31,523,000
Appropriated per capita for prisoner care and custody: \$79.67

Camp Kitwen (CKT)

ADW James Quinlan
M-26 South, P.O. Box 7
Painesdale, MI 49955
(906) 288-3791; FAX (906) 288-3009

Total Capacity: 240
Net Operating Capacity: 239
Age Limits: Men, 17 or older
Security Level: I (minimum)
Appropriation for 2002/2003: Included in the budget of Baraga Maximum Correctional Facility (AMF)
Appropriated per capita for prisoner care and custody: Included in the budget of AMF

Bellamy Creek Correctional Facility (IBC)

Warden Ken McKee
1727 W. Bluewater Hwy.
Ionia, MI 48846
(616) 527-2510; FAX (616) 527-7089

Opened: 12/2001
Total Capacity: 1,880
Net Operating Capacity: 1,810
Age Limits: Men, 17 or older
Security Level: I and IV (minimum, close)
Appropriation for 2002/2003: \$31,854,200
Appropriated per capita for prisoner care and custody:
\$65.23

Boyer Road Correctional Facility (OTF)

Warden Kurt Jones
10274 Boyer Road
Carson City, MI 48811
(989) 584-3941; FAX (989) 584-6535

Opened: November 1987
Total Capacity: 963
Net Operating Capacity: 960
Age Limits: Men, 17 or older
Security Level: II (medium)
Appropriation for 2002/2003: Included in the budget
of Carson City Correctional Facility (DRF)
Appropriated per capita for prisoner care and custody:
Included in the budget of DRF

Carson City Correctional Facility (DRF)

Warden Kurt Jones
10522 Boyer Rd.
Carson City, MI 48811
(989) 584-3941; FAX (989) 584-6535

Opened: August 1989
Total Capacity: 1,246
Net Operating Capacity: 1,234
Age Limits: Men, 17 or older
Security Level: I, II, and IV (minimum, medium, close)
Appropriation for 2002/2003: \$41,576,400
Appropriated per capita for prisoner care and custody:
\$51.78

Charles E. Egeler Reception and Guidance Center (RGC)

Warden Nick Ludwick
3855 Cooper Street
Jackson, MI 49201
(517) 780-5600; FAX (517) 780-5814

Closed as Charles E. Egeler Correctional Facility (SMN)
and reopened as Charles E. Egeler Reception and
Guidance Center (RGC) in July 2002
Total Capacity: 2,136
Net Operating Capacity: 2,090
Age Limits: All male commitments 21 years or older are
processed through this center
Appropriation for 2002/2003: \$20,719,600
Appropriated per capita for prisoner care and
custody: \$56.43

Chippewa Correctional Facility (URF)

Warden Fabian LaVigne
4269 W. M-80
Kincheloe, MI 49784
(906) 495-2275; FAX (906) 495-5787

Opened: August 1989
Total Capacity: 1,236
Net Operating Capacity: 1,209
Age Limits: Men, 17 or older
Security Level: I, III, and IV (minimum, medium, close)
Appropriation for 2002/2003: \$41,487,900
Appropriated per capita for prisoner care and custody:
\$48.97

Cooper Street Correctional Facility (JCS)

Warden Thomas Phillips
3100 Cooper Street
Jackson, MI 49201
(517) 780-6175; FAX (517) 780-6811

Opened: 1997
Total Capacity: 1,354
Net Operating Capacity: 1,349
Age Limits: Men, 17 or older
Security Level: I (minimum/secured)
Appropriation for 2002/2003: \$22,477,600
Appropriated per capita for prisoner care and custody:
\$45.28

Deerfield Correctional Facility (ITF)

Warden Carmen Palmer
1755 Harwood Road
Ionia, MI 48846
(616) 527-6320; FAX (616) 527-6664

Opened: December 1985
Total Capacity: 960
Net Operating Capacity: 957
Age Limits: Men, 17 or older
Security Level: I (minimum/secured)
Appropriation for 2002/2003: \$16,638,500
Appropriated per capita for prisoner care and custody:
\$47.48

Earnest C. Brooks Correctional Facility (LRF)

Warden Mary Berghuis
2500 S. Sheridan Road
Muskegon Heights, MI 49444
(231) 773-9200; FAX (231) 777-2097

Opened: June 1989
Total Capacity: 1,246
Net Operating Capacity: 1,219
Age Limits: Men, 17 or older
Security Level: I, II and IV (minimum, medium, close)
Appropriation for 2002/2003: \$39,531,000
Appropriated per capita for prisoner care and custody:
\$49.23

Florence Crane Correctional Facility (ACF)

Warden Sally Langley
38 Fourth Street
Coldwater, MI 49036
(517) 279-9165; FAX (517) 278-8265

Opened: April 1985/Reopened for men 11/20/00
Total Capacity: 963
Net Operating Capacity: 957
Age Limits: Men, 17 or older
Security Level: I (secure)
Appropriation for 2002/2003: \$30,139,500
Appropriated per capita for prisoner care and custody:
\$61.17

Camp Branch (CDW)

ADW Charles Paradine
19 Fourth Street
Coldwater, MI 49036
(517) 278-3204 or 278-3476
FAX (517) 279-2064

Converted to male facility July 2001
Total Capacity: 600
Net Operating Capacity: 599
Age Limits: Men, 17 or older
Security Level: I (minimum)
Appropriation for 2002/2003: Included in the
budget of Florence Crane Correctional Facility
(ACF)
Appropriated per capita for prisoner care and
custody: Included in the budget of ACF

G. Robert Cotton Correctional Facility (JCF)

Warden Bruce Curtis
3500 N. Elm Road
Jackson, MI 49201
(517) 780-5000; FAX (517) 780-5100

Opened: December 1985
Total Capacity: 1,734
Net Operating Capacity: 1,720
Age Limits: Men, 17 or older
Security Level: I, II, III, and IV (minimum, medium, close)
Appropriation for 2002/2003: \$32,279,600
Appropriated per capita for prisoner care and custody: \$52.27

Gus Harrison Correctional Facility (ARF)

Warden David Jamrog
2727 E. Beecher Street
Adrian, MI 49221
(517) 265-3900; FAX (517) 265-9542

Opened: March 1991
Total Capacity: 1,187
Net Operating Capacity: 1,150
Age Limits: Men, 17 or older
Security Level: I, II (minimum, medium)
Appropriations for 2002/2003: \$40,125,600
Appropriated per capita for prisoner care and custody: \$49.97

Hiawatha Correctional Facility (HTF)

Warden Linda Metrish
4533 W. Industrial Park Dr.
Kincheloe, MI 49786-0001
(906) 495-5661; FAX (906) 495-5291

Opened: February 1989
Total Capacity: 962
Net Operating Capacity: 960
Age Limits: Men, 17 or older
Security Level: I (minimum/secured)
Appropriation for 2002/2003: Included in the budget of Kinross Correctional Facility (KCF)
Appropriated per capita for prisoner care and custody: Included in the budget of KCF

Huron Valley Correctional Facility (HVM)

Warden Ken Romanowski
3201 Bemis Road
Ypsilanti, MI 48197
(734) 572-9900; FAX (734) 572-9499

Opened: August 1981
Total Capacity: 543
Net Operating Capacity: 506
Age Limits: Men, 17 or older
Females needing medical care housed in infirmary.
Security Level: IV (close)
Appropriation for 2002/2003: \$21,315,100
Appropriated per capita for prisoner care and custody: \$117.50

Ionia Maximum Correctional Facility (ICF)

Warden Willie Smith
1576 W. Bluewater Highway
Ionia, MI 48846
(616) 527-6331; FAX (616) 527-6863

Opened: May 1987
Total Capacity: 666
Net Operating Capacity: 609
Age Limits: Men, 17 or older
Security Level: II, VI (medium, special maximum)
Appropriation for 2002/2003: \$26,577,400
Appropriated per capita for prisoner care and custody: \$114.49

Kinross Correctional Facility (KCF)

Warden Linda Metrish
16770 S. Watertower Drive
Kincheloe, MI 49788
(906) 495-2282; FAX (906) 495-5837

Opened: January 1978
Total Capacity: 1,241
Net Operating Capacity: 1,221
Age Limits: Men, 17 or older
Security Level: II (medium)
Appropriation for 2002/2003: \$45,149,400
Appropriated per capita for prisoner care and custody:
\$51.05

Camp Koehler (CKO)

A/ADW Terry Bentz
16463 South Hugginin Road
Kincheloe, MI 49788
(906) 495-2215 or 495-2209
FAX (906) 495-5961

Total Capacity: 240
Net Operating Capacity: 240
Age Limits: Men, 17 or older
Security Level: I (minimum)
Appropriation for 2002/2003: Included in the
budget of Kinross Correctional Facility (KCF)
Appropriated per capita for prisoner care and
custody: Included in the budget of KCF

Lakeland Correctional Facility (LCF)

Warden Carol Howes
141 First Street
Coldwater, MI 49036
(517) 278-6942; FAX (517) 279-0327

Opened: Annex - December 1985;
Medium Unit - June 1986
Total Capacity: 1,264
Net Operating Capacity: 1,259
Age Limits: Men, 17 or older
Security Level: II (medium)
Appropriation for 2002/2003: \$21,546,300
Appropriated per capita for prisoner care and custody:
\$49.19

Macomb Correctional Facility (MRF)

Warden Hugh Wolfenbarger
34625 26 Mile Rd.
New Haven, MI 48048
(586) 749-4900; FAX (586) 749-4927

Opened: January 1993
Total Capacity: 1,238
Net Operating Capacity: 1,226
Age Limits: Men, 17 or older
Security Level: I, II (minimum, medium)
Appropriation for 2002/2003: \$26,494,100
Appropriated per capita for prisoner care and custody:
\$49.45

Marquette Branch Prison (MBP)

Warden Gerald Hofbauer
1960 South U.S. 41
Marquette, MI 49855
(906) 226-6531; FAX (906) 226-6556

Opened: 1889
Total Capacity: 1,148
Net Operating Capacity: 1,137
Age Limits: Men, 21 or older; Dorm, 17 or older
Security Level: I and V (minimum, maximum)
Appropriation for 2002/2003: \$33,163,100
Appropriated per capita for prisoner care and custody:
\$80.48

Mid-Michigan Correctional Facility (STF)

Warden Paul Renico
8201 N. Croswell Road
St. Louis, MI 48880
(989) 681-4361; FAX (989) 681-2425

Opened: February 1990
Total Capacity: 962
Net Operating Capacity: 960
Age Limits: Men, 17 or older
Security Level: I (minimum/secured)
Appropriation for 2002/2003: Included in the budget
of St. Louis Correctional Facility (SLF)
Appropriated per capita for prisoner care and custody:
Included in the budget of SLF

Mound Correctional Facility (NRF)

Warden Andrew Jackson
17601 Mound Road
Detroit, MI 48212
(313) 368-8300; FAX (313) 368-8972

Opened: July 1994
Total Capacity: 1,073
Net Operating Capacity: 1,051
Age Limits: Men, 17 or older
Security Level: II, IV (medium, close)
Appropriation for 2002/2003: \$25,204,800
Appropriated per capita for prisoner care and custody:
\$66.14

Muskegon Correctional Facility (MCF)

Warden John Cason
2400 S. Sheridan Drive
Muskegon, MI 49442
(231) 773-3201; FAX (231) 773-3657

Opened: August 1974
Total Capacity: 1,318
Net Operating Capacity: 1,305
Age Limits: Men, 21 or older
Security Level: III (medium)
Appropriation for 2002/2003: \$24,642,800
Appropriated per capita for prisoner care and custody:
\$51.54

Newberry Correctional Facility (NCF)

Warden Jeri-Ann Sherry
3001 Newberry Avenue
Newberry, MI 49868
(906) 293-6200; FAX (906) 293-0011

Opened: January 1996
Total Capacity: 932
Net Operating Capacity: 930
Age Limits: Men, 17 or older
Security Level: II (medium)
Appropriation for 2002/2003: \$26,208,500
Appropriated per capita for prisoner care and custody:
\$62.77

Camp Manistique (CMQ)

ADW John Norrington
401 North Maple Street
Manistique, MI 49854
(906) 341-8451; FAX (906) 341-8454

Total Capacity: 216
Net Operating Capacity: 216
Age Limits: Men, 17 or older
Security Level: I (minimum)
Appropriation for 2002/2003: Included in the
budget of Newberry Correctional Facility (NCF)
Appropriated per capita for prisoner care and
custody: Included in the budget of NCF

Oaks Correctional Facility (ECF)

Warden David Gundy
1500 Caberfae Highway, P.O. Box 38
Eastlake, MI 49626-0038
(231) 723-8272; FAX (231) 723-4278

Opened: March 1992
Total Capacity: 772
Net Operating Capacity: 741
Age Limits: Men, 17 or older
Security Level: V (maximum)
Appropriation for 2002/2003: \$29,627,000
Appropriated per capita for prisoner care and custody:
\$90.19

Camp Sauble (CSA)

ADW Robert Szymke
4058 E. Freesoil Road
Freesoil, MI 49411
(231) 464-7104; FAX (231)464-5310

Total Capacity: 158
Net Operating Capacity: 156
Age Limits: Men, 17 or older
Security Level: I (minimum)
Appropriation for 2002/2003: Included in the
budget of Oaks Correctional Facility (ECF)
Appropriated per capita for prisoner care and
custody: Included in the budget of ECF

Ojibway Correctional Facility (OCF)

Warden Terry Sherman
N. 5705 Ojibway Road, P.O. Box 236
Marenisco, MI 49947
(906) 787-2217; FAX (906) 787-2324

Opened July 2000
Total Capacity: 962
Net Operating Capacity: 960
Age Limits: Men, 17 or older
Security Level: II (medium)
Appropriation for 2002/2003: \$21,758,400
Appropriated per capita for prisoner care and
custody: \$49.84

Camp Ottawa (COT)

ADW Karl Johnson
216 Gendron Road
Iron River, MI 49935
(906) 265-6431 or 265-6432
FAX (906) 265-6661

Total Capacity: 240
Net Operating Capacity: 240
Age Limits: Men, 17 or older
Security Level: I (minimum)
Appropriation for 2002/2003: Included in the
budget of Marquette Branch Prison (OCF)
Appropriated per capita for prisoner care and
custody: Included in the budget of OCF

Parnall Correctional Facility (SMT)

Warden Harold White
1780 E. Parnall
Jackson, MI 49201-7138
(517) 780-6004; FAX (517) 780-6399

Opened: 1839 (Became separate facility under State
Prison of Southern Michigan break-up plan, October
1994)

Total Capacity: 1,386
Net Operating Capacity: 1,386
Age Limits: Men, 17 or older
Security Level: I (minimum)
Appropriation for 2002/2003: \$22,960,100
Appropriated per capita for prisoner care and custody:
\$43.44

Parr Highway Correctional Facility (ATF)

Warden David Jamrog
2727 E. Beecher
Adrian, MI 49221
(517) 263-3500; FAX (517) 264-9544

Opened: May 1989
Total Capacity: 962
Net Operating Capacity: 960
Age Limits: Men, 17 or older
Security Level: I (minimum/secured)
Appropriation for 2002/2003: Included in the budget
of Gus Harrison Correctional Facility (ARF)
Appropriated per capita for prisoner care and custody:
Included in the budget of ARF

Pine River Correctional Facility (SPR)

Warden Jan Trombley
320 N. Hubbard
St. Louis, MI 48880
(989) 681-6668; FAX (989) 681-6678

Opened: January 2000
Total Capacity: 962
Net Operating Capacity: 957
Age Limits: Men, 17 or older
Security Level: I (minimum, secure)
Appropriation for 2002/2003: \$17,259,700
Appropriated per capita for prisoner care and custody:
\$49.26

Pugsley Correctional Facility (MPF)

Warden Ray Wolfe
7401 E. Walton Road
Kingsley, MI 49649
(231) 263-5253; FAX (231) 263-7606

Opened: January, 2001
Total Capacity: 952
Net Operating Capacity: 950
Age Limits: Men, 17 or older
Security Level: I (minimum/secured)
Appropriation for 2002/2003: \$14,895,900
Appropriated per capita for prisoner care and custody:
\$42.78

Richard A. Handlon Correctional Facility (MTU)

Warden John Prelesnik
1728 Bluewater Hwy., P.O. Box 492
Ionia, MI 48846
(616) 527-3100; FAX (616) 527-3161

Opened: January 1958
Total Capacity: 1,331
Net Operating Capacity: 1,320
Age Limits: Men under 26
Security Level: II (medium)
Appropriation for 2002/2003: \$21,423,900
Appropriated per capita for prisoner care and custody:
\$44.64

Riverside Correctional Facility (RCF)

Warden Janette Price
777 W. Riverside Drive
Ionia, MI 48846
(616) 527-0110; FAX (616) 527-2936

Opened: January 1977
Total Capacity: 1,282
Net Operating Capacity: 1,265
Age Limits: Men, 17 or older
Security Level: II (medium)
Appropriation for 2002/2003: \$26,675,100
Appropriated per capita for prisoner care and custody:
\$70.68

Riverside Reception Center (RRC)

Acting Administrator Roy Conrad
777 W. Riverside Drive
Ionia, MI 48846
(616) 527-0110

Closed September 2002
Opened: May 1979
Total Capacity: 210
Net Operating Capacity: 169
Age Limits: All male commitments under 21 are
processed through this center
Appropriation for 2002/2003: Included in the budget
of Riverside Correctional Facility (RCF)
Appropriated per capita for prisoner care and
custody: Included in the budget of RCF

Robert Scott Correctional Facility (SCF)

Warden Joan N. Yukins
47500 Five Mile Road
Plymouth, MI 48170
(734) 459-7400; FAX (734) 459-6148

Opened: December 1986; opened as female institution
May 1991
Total Capacity: 894
Net Operating Capacity: 880
Age Limits: Females, all ages
Security Level: I, II, IV, and V (minimum, medium, close,
maximum)
Appropriation for 2002/2003: \$29,169,300
Appropriated per capita for prisoner care and
custody: \$94.35

Scott Reception Center (SRC)

Warden Joan N. Yukins
47500 Five Mile Road
Plymouth, MI 48170
(734) 459-7400

Opened: January 1992
Age Limits: All female commitments are processed
through this center
Appropriation for 2002/2003: Included in the
budget of Robert Scott Correctional Facility (SCF)
Appropriated per capita for prisoner care and
custody: Included in the budget of SCF

Camp Brighton (CBI)

ADW Thomas Desantis
7200 Chambers Road
Pinckney, MI 48169
(734) 878-6623; FAX (734) 878-6590

Total Capacity: 404
Net Operating Capacity: 404
Age Limits: Females, all ages
Security Level: I (minimum)
Appropriation for 2002/2003: Included in the
budget of Robert Scott Correctional Facility (SCF)
Appropriated per capita for prisoner care and
custody: Included in the budget of SCF

Ryan Correctional Facility (RRF)

Warden Raymond Booker
17600 Ryan Road
Detroit, MI 48212
(313) 368-3200; FAX (313) 368-3224

Opened: August 1991
Total Capacity: 1,066
Net Operating Capacity: 1,057
Age Limits: Men, 17 or older
Security Level: II and IV (medium, close)
Appropriation for 2002/2003: \$25,537,100
Appropriated per capita for prisoner care and custody:
\$67.02

Saginaw Correctional Facility (SRF)

Warden Blaine Lafler
9625 Pierce Road
Freeland, MI 48623
(989) 695-9880; FAX (989) 695-6662

Opened: August 1993
Total Capacity: 1,486
Net Operating Capacity: 1,476
Age Limits: Men, 17 or older
Security Level: I, II, and IV (minimum, medium, close)
Appropriation for 2002/2003: \$27,411,800
Appropriated per capita for prisoner care and
custody: \$51.16

St. Louis Correctional Facility (SLF)

Warden Paul Renico
8585 N. Croswell Road
St. Louis, MI 48880
(989) 681-6444; FAX (989) 681-2425

Opened: 1999
Total Capacity: 1,281
Net Operating Capacity: 1,254
Age Limits: Men, 17 or older
Security Level: IV (close)
Appropriation for 2002/2003: \$45,048,000
Appropriated per capita for prisoner care and custody:
\$54.76

Southern Michigan Correctional Facility (JMF)

Warden Sherry Burt
4002 Cooper Street
Jackson, MI 49201
(517) 780-6100; FAX (517) 780-6599

Opened: 1997
Total Capacity: 1,468
Net Operating Capacity: 1,445
Age Limits: Men, 17 or older
Security Level: II (medium)
Appropriation for 2002/2003: \$29,970,600
Appropriated per capita for prisoner care and custody:
\$93.31

Standish Maximum Correctional Facility (SMF)

Warden Thomas Birkett
4713 West M-61
Standish, MI 48658
(989) 846-7000; FAX (989) 846-7021

Opened: April 1990
Total Capacity: 528
Net Operating Capacity: 509
Age Limits: Men, 17 or older
Security Level: V (maximum)
Appropriation for 2002/2003: \$30,261,000
Appropriated per capita for prisoner care and custody:
\$95.74

Camp Lehman (CLE)

ADW Lloyd Rapelje
5135 Hartwick Pines Road
Grayling, MI 49738
(989) 348-8101; FAX (989) 348-4912

Total Capacity: 382
Net Operating Capacity: 380
Age Limits: Men, 17 or older
Security Level: I (minimum)
Appropriation for 2002/2003: Included in the
budget of Standish Maximum Correctional
Facility (SMF)
Appropriated per capita for prisoner care and
custody: Included in the budget of SMF

**State Prison of Southern Michigan -
Central Complex (SMI)**

Warden Harold White
4000 Cooper Street
Jackson, MI 49201
(517) 780-6000

Closed January 2002
Opened: 1839
New Prison: 1926 (started - 1924; finished and old
prison closed - July 1934)
Total Capacity: 100
Net Operating Capacity: 100
Age Limits: Men, 21 or older
Security Level: Administrative Segregation
Appropriation for 2002/2003: \$17,962,600
Appropriated per capita for prisoner care and
custody: \$31.57

Reception and Guidance Center (RGC)

Closed under State Prison of Southern Michigan -
Central Complex (SMI)

Straits Correctional Facility (KTF)

Warden Fabian LaVigne
4387 W. M-80
Kincheloe, MI 49785
(906) 495-5674; FAX (906) 495-5007

Opened: May 1988
Total Capacity: 962
Net Operating Capacity: 960
Age Limits: Men, 17 or older
Security Level: I (minimum/secured)
Appropriation for 2002/2003: Included in the budget
of Chippewa Correctional Facility (URF)
Appropriated per capita for prisoner care and custody:
Included in the budget of URF

Thumb Correctional Facility (TCF)

Warden Millicent Warren
3225 John Conley Drive
Lapeer, MI 48446
(810) 667-2045; FAX (810) 667-2048

Opened: October 1987
Total Capacity: 1,216
Net Operating Capacity: 1,207
Age Limits: Men, 17 or older
Security Level: II (medium), IV (close)
Appropriation for 2002/2003: \$29,192,000
Appropriated per capita for prisoner care and custody:
\$55.01

Camp Tuscola (CTU)

ADW Mike Flintoft
2420 Chambers Road
Caro, MI 48723
(989) 673-6760; Annex (989) 673-7068
FAX (989) 673-0120

Total Capacity: 260
Net Operating Capacity: 260
Age Limits: Men, 17 or older
Security Level: I (minimum)
Appropriation for 2002/2003: Included in the
budget of Thumb Correctional Facility (TCF)
Appropriated per capita for prisoner care and
custody: Included in the budget of TCF

West Shoreline Correctional Facility (MTF)

Warden Mary Berghuis
2500 S. Sheridan Drive
Muskegon Heights, MI 49444
(231) 773-1122; FAX (231) 777-2097

Opened: October 1987
Total Capacity: 962
Net Operating Capacity: 960
Age Limits: Men, 17 or older
Security Level: I (minimum/secured)
Appropriation for 2002/2003: Included in the budget
of Earnest C. Brooks Correctional Facility (LRF)
Appropriated per capita for prisoner care and custody:
Included in the budget of LRF

Western Wayne Correctional Facility (WCF)

Warden Clarice Stovall
48401 Five Mile Road
Plymouth, MI 48170
(734) 459-2500; FAX (734) 459-5255

Opened: June 1985, Converted to female facility 10/
2000
Total Capacity: 937
Net Operating Capacity: 924
Age Limits: Females, all ages
Security Level: I (secure)
Appropriation for 2002/2003: \$21,396,500
Appropriated per capita for prisoner care and custody:
\$56.10

Non-MDOC Locations

Michigan Youth Correctional Facility (MYC)

Private, leased institution operated by Wackenhut Corporation for prisoners under the age of 20

Warden Frank Elo
1805 W. 32nd Street
Baldwin, MI 49304
(231) 745-9711; FAX (231) 745-9707

Opened July 1999
Total Capacity: 510
Net Operating Capacity: 480
Age Limits: Less than 17 years up to 20 years
Prisoners are transferred out prior to 20th birthday
Security Level: V (Maximum)
Appropriation for 2002/2003: \$17,159,600
Appropriated per capita for prisoner care and custody:
\$105.00

Huron Valley Center (HVC)

Huron Valley Center (HVC)
Operated by the Michigan Department of Community Health for psychiatric hospital services.

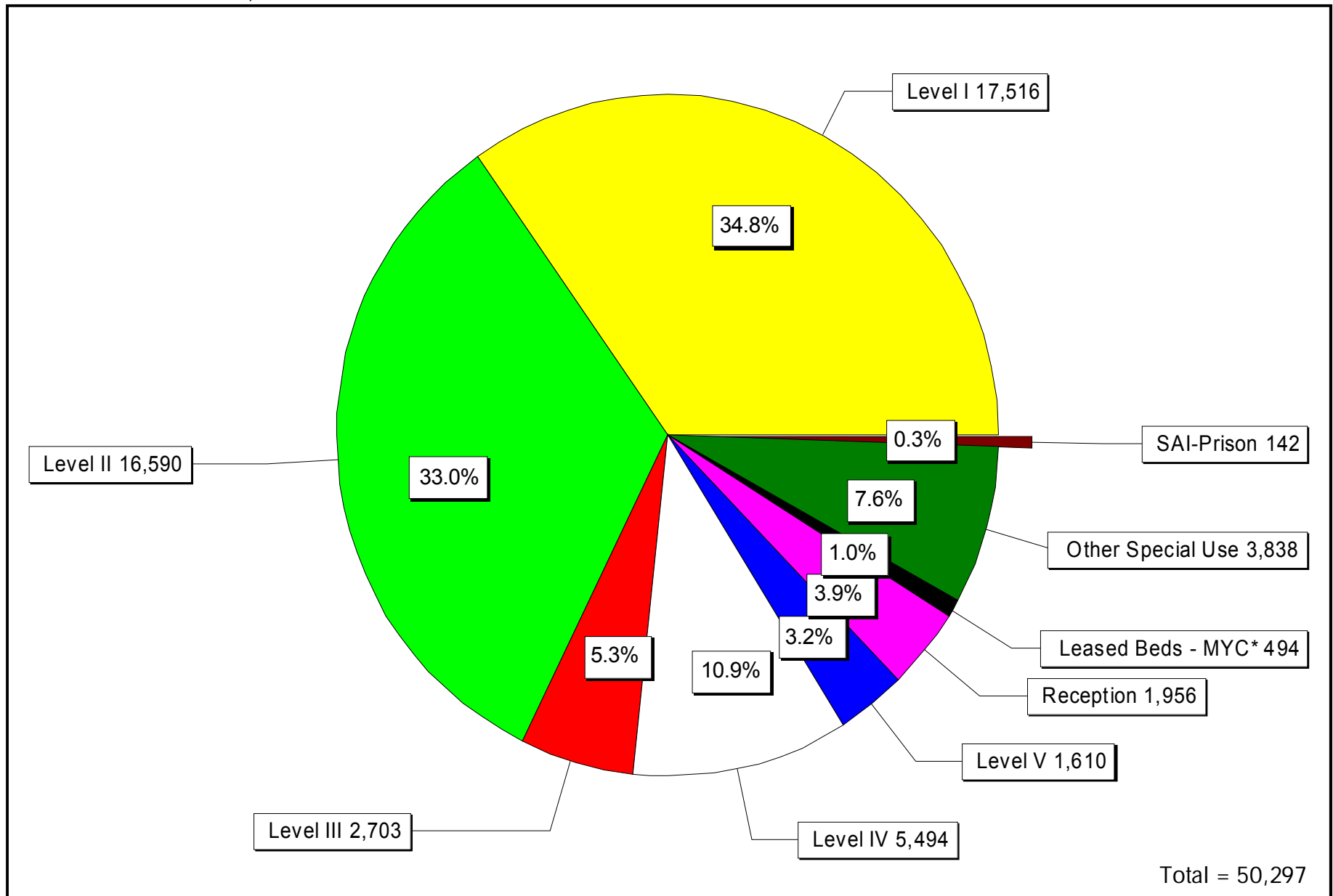
Director Rosettus Weeks
3511 Bemis Road
Ypsilanti, MI 48197
(734) 434-5888; FAX (734) 434-2881

Opened: August 1994
Total Capacity: 260
Net Operating Capacity: 231
Age Limit: Men and Women, all ages
Security Level: V (all security levels for evaluation and treatment)

C Net Operating Capacity by Security Level (Institutions & Camps)

As of December 31, 2002

C - 16



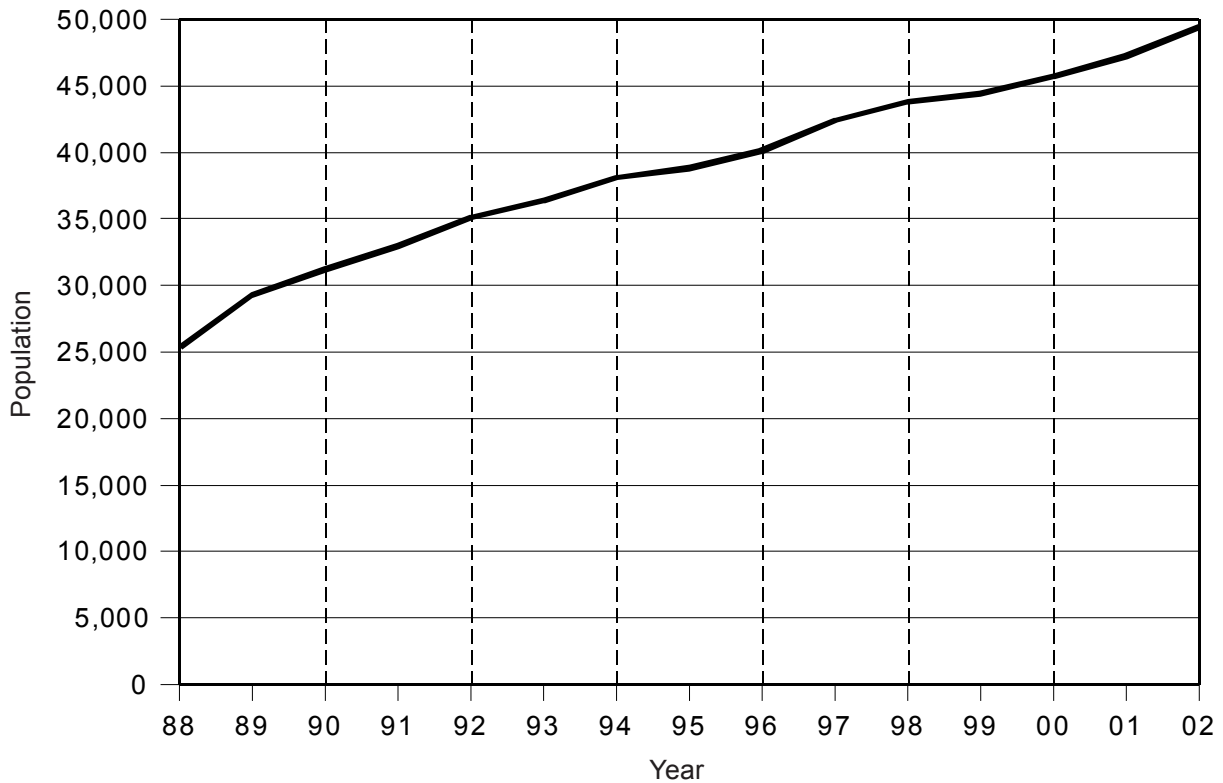
* "Leased Beds - MYC" refers to prisoners housed at the Michigan Youth Facility under contract with Wackenhut Corporation.

SOURCE: October 2002 Capacity Certification Survey

Ca Year-End Prison Population (Institutions and Camps)

Calendar Years 1988 - 2002

Year	Year-End Population	Numerical Change	Percent Change
1988	25,377	---	---
1989	29,321	3,944	15.5
1990	31,240	1,919	6.5
1991	33,018	1,778	5.7
1992	35,131	2,113	6.4
1993	36,474	1,343	3.8
1994	38,145	1,671	4.6
1995	38,854	709	1.9
1996	40,182	1,328	3.4
1997	42,426	2,244	5.6
1998	43,821	1,395	3.3
1999	44,500	679	1.5
2000	45,821	1,321	3.0
2001	47,317	1,496	3.3
2002	49,459	2,142	4.5



SOURCE: Prison Census Reports.

C1 2002 Total Prisoner Population by Minimum Term Distribution—All Offenses

Page One of Twenty-three

C-18

GRAND TOTALS*		VIOLATIONS		ATTEMPTS		Max. Penalty	
19.142	State Property Violations	MISD	ATTEMPTS	1	1		0.2
28.2931	State ID Card - False Application	5	ATTEMPTS	2	1	1	0.6
28.729	Sex Offender - Fail to Register	4	ATTEMPTS	49	2	13	1.6
168.933	Election Law - Swear Falsely Under Oath	5	ATTEMPTS	4	1	1	1.1
257.254	MV Code - Intent to Pass False Title	10	ATTEMPTS	1	1		1.0
257.257	License Documents/Plates Forgery	5	ATTEMPTS	14		1	4.3
257.602	Disobey Police Traffic Order	MISD	ATTEMPTS	4	1	2	1.3
257.602A	Peace Officer - Fleeing Vehicle Code	15	ATTEMPTS	1		1	2.0
257.602A2	Peace Officer - Fleeing/Vehicle Code - 4th Degree	2	ATTEMPTS	1			10.0
257.602A3	Peace Officer - Fleeing/Vehicle Code - 2nd Offense	5	ATTEMPTS	32		6	1.4
257.602A3-A	Peace Officer - Fleeing/Vehicle Code - 3rd Degree	5	ATTEMPTS	4		1	1.5
257.602A4	Peace Officer - Fleeing/Vehicle Code - Second Degree	10	ATTEMPTS	1			1.3
257.602A4-A	Peace Officer - Fleeing/Vehicle Code - Cause Serious Inj	10	ATTEMPTS	176	7	44	1.7
257.617	Fail to Stop at Accident - Serious Impairment/Death Rslt	5	ATTEMPTS	5	3	1	1.0
257.6251-A	Operating - OUIL/Per Se	MISD	ATTEMPTS	1			3.3
257.6253-A	Operating Impaired	MISD	ATTEMPTS	13		2	3.3
257.6254	Operating - Under the Influence Causing Death	15	ATTEMPTS	32		3	2.7
257.6255	OUIL - Causing Incapacitating Injury	5	ATTEMPTS	66	2	10	2.1
257.6255-A	Operating - Under the Influence Causing Serious Injury	5	ATTEMPTS	3			2.2
				208		3	5.7
				3			3.0
				1		1	1.3
				1			2.4
				59		2	2.5
				1			1.7

TOTAL	0.5	1	1.5	2	2.5	3	3.5	4	4.5	5	10	15	20	25	>25	LIFE	AVG
50,591	642	3,406	4,127	6,866	2,241	3,888	1,183	2,304	530	3,373	8,684	3,297	2,445	1,289	1,543	4,560	7.1
48,851	548	3,122	3,794	6,498	2,126	3,770	1,115	2,292	528	3,354	8,646	3,280	2,427	1,280	1,538	4,533	7.2
1,527	94	284	333	368	115	118	68	12	2	19	38	17	18	9	5	27	2.5
1	1																0.2
2	1	1															0.6
49	2	13	14	11	3	4		1			1						1.6
4		1	3														1.1
1		1															1.0
14		1	3	3	1	1	1	1			1	2					4.3
4	1	2				1											1.3
1				1													2.0
1											1						10.0
32		6	17	8	1												1.4
4		1	1	2													1.5
1			1														1.3
176	7	44	37	50	12	13	6	5	1		1						1.7
5	3		1			1											1.0
1							1										3.3
13		2		4		2		3				2					3.3
32		3	3	11	3	7	2	1			2						2.7
66	2	10	13	25	5	6	1	1	1	1			1				2.1
3				2		1											2.2
208		3	5	7	12	22	5	26	5	28	86	7	2				5.7
3						2	1										3.0
1			1														1.3
1					1												2.4
59		2	9	15	10	11	7			3	2						2.5
1				1													1.7

NOTE: Be sure to check for related offense codes when examining a particular type of crime. They may or may not be in sequential order or even on the same page.

C1 2002 Total Prisoner Population by Minimum Term Distribution — All Offenses

Page Two of Twenty-three

C - 19

GRAND TOTALS*		5
VIOLATIONS		
ATTEMPTS		
Max. Penalty		
257.6256	Operating - OUIL/Per Se 3rd (Felony) ATTEMPTS	5
257.6256B	Operating - OUIL/Per Se/OWI - 2nd Offense ATTEMPTS	1
257.6256D	Operating - OUIL/Per Se/OWI - 3rd Offense ATTEMPTS	5
257.6257A1	Operating OUIL/Occupant < 16 ATTEMPTS	1
257.6257A2	Operating OUIL/Occupant < 16, 2nd Offense ATTEMPTS	5
257.903	Motor Vehicle Code, False Certification ATTEMPTS	5
257.9041C	Operate - Allow Suspend/Revoke to Operate - 2nd Offense ATTEMPTS	1
257.9044	Operate - License Suspend/Revoked Cause Death ATTEMPTS	15
257.9045	Operate - License Susp/Rev Cause Serious Injury ATTEMPTS	5
324.51510	Fires - Willfully Set Forests ATTEMPTS	10
324.811347	ORV - OUIL Causing Death ATTEMPTS	15
333.5210	AIDS - Sexual Penetration with Uninformed Partner ATTEMPTS	4
333.73413	Controlled Sub, Imitation Mfg. or Distribution ATTEMPTS	2
333.7401	Contr. Sub, Mfg, Del, Poss ATTEMPTS	LIFE
333.7401B3A	Controlled Sub, Mfg, Del, Poss GBL ATTEMPTS	7
333.7401C2A	Controlled Sub - Operate/Maintain A Lab ATTEMPTS	10
333.7401C2B	Contr. Sub. - Operate Lab Near Minor ATTEMPTS	20
333.7401C2C	Controlled Sub, Op/Maintain Lab Involve Hazardous Waste ATTEMPTS	20
333.7401C2D	Controlled Sub - Manufac Near Church/School ATTEMPTS	20

TOTAL	0.5	1	1.5	2	2.5	3	3.5	4	4.5	5	10	15	20	25	>25	LIFE	AVG
50,591	642	3,406	4,127	6,866	2,241	3,888	1,183	2,304	530	3,373	8,684	3,297	2,445	1,289	1,543	4,560	7.1
48,851	548	3,122	3,794	6,498	2,126	3,770	1,115	2,292	528	3,354	8,646	3,280	2,427	1,280	1,538	4,533	7.2
1,527	94	284	333	368	115	118	68	12	2	19	38	17	18	9	5	27	2.5
6			2	1	1			2									2.5
3	1			2													1.4
1,338	4	101	307	453	164	145	87	34	3	24	15	1					2.1
2				2													1.9
1				1													1.7
16	1	1	9	4	1												1.5
6		1	2	2			1										1.8
2				1				1									3.0
16		1		1	1	1	1	1		2	5	2	1				6.4
4	1					2		1									2.6
1			1														1.3
1				1													2.0
1											1						7.2
5					1	2				1	1						4.5
1		1															1.0
25	3	10	6	4	1	1											1.3
8					1			1	1			1			1	3	10.1
1				1													2.0
9			1	6	1		1										2.0
4			1	3													1.8
2							1				1						4.9
4			1		1							2					4.6
7				1	2	1					2	1					5.5

NOTE: Be sure to check for related offense codes when examining a particular type of crime. They may or may not be in sequential order or even on the same page.

C1 2002 Total Prisoner Population by Minimum Term Distribution — All Offenses

Page Three of Twenty-three

C - 20

GRAND TOTALS*		
VIOLATIONS		
ATTEMPTS		
Max. Penalty		
333.7401C2E	Controlled Sub, Op/Maintain Lab Involve Firearm	25 ATTEMPTS
333.74011	Controlled Sub, Mfg, Del, Poss or Prescribe	LIFE ATTEMPTS
333.74012A	Controlled Sub, Mfg, Del, Poss (Narcotic or Cocaine)	LIFE ATTEMPTS
333.74012A1	Controlled Sub, Mfg, Del, Poss - 650 or More Grams	LIFE ATTEMPTS
333.74012A2	Controlled Sub, Mfg, Del, Poss 225-649g	30 ATTEMPTS
333.74012A3	Controlled Sub, Mfg, Del, Poss 50-224g	20 ATTEMPTS
333.74012A4	Controlled Sub, Mfg, Del, Poss <50 Grams	20 ATTEMPTS
333.74012B	Contr. Sub, Mfg, Del, Poss, Sch 1-3, Methamphetamine	20 ATTEMPTS
333.74012B-A	Contr. Sub, Mfg, Del, Poss (Sch 1,2,3 ex Marij & Cocaine)	7 ATTEMPTS
333.74012BB	Contr. Sub, Mfg, Del, Poss (Subs add Sch 1,2,3 by Rule)	7 ATTEMPTS
333.74012B1	Controlled Sub, Mfg, Del, Poss Methamphetamine	20 ATTEMPTS
333.74012C	Contr. Sub, Mfg, Del, Poss, (Sch 4, or Added by Rule)	4 ATTEMPTS
333.74012C-A	Controlled Sub, Mfg, Del, Poss, (Sch 4)	4 ATTEMPTS
333.74012D	Controlled Sub, Mfg, Del, Poss (Sch 5)	2 ATTEMPTS
333.74012D1	Controlled Sub, Mfg, Del, Poss, 45 Kg+ Marijuana	15 ATTEMPTS
333.74012D2	Controlled Sub, Mfg, Del, Poss Marijuana 5 - <45 Kg	7 ATTEMPTS
333.74012D3	Controlled Sub, Mfg, Del, Poss, Marijuana <5 Kg	4 ATTEMPTS
333.74012E	Prescrip Forms/Official Unlawful Mfg, Del, Poss	20 ATTEMPTS
333.74022B	Contr. Sub. - Mfg, Del, Poss Counterfeit (Sch. 1, 2, 3)	5 ATTEMPTS

TOTAL	0.5	1	1.5	2	2.5	3	3.5	4	4.5	5	10	15	20	25	>25	LIFE	AVG
50,591	642	3,406	4,127	6,866	2,241	3,888	1,183	2,304	530	3,373	8,684	3,297	2,445	1,289	1,543	4,560	7.1
48,851	548	3,122	3,794	6,498	2,126	3,770	1,115	2,292	528	3,354	8,646	3,280	2,427	1,280	1,538	4,533	7.2
1,527	94	284	333	368	115	118	68	12	2	19	38	17	18	9	5	27	2.5
1					1												2.5
1													1				20.0
19	1	2		2	2	1				2						9	2.4
166				1							6	6	17	2	5	129	18.4
2													1		1		30.0
237		1			1	4				9	54	54	106	3	4	1	15.2
744		5	4	7	6	23	8	35	3	94	501	48	4	1	1	4	8.0
3											3						9.0
2,615	17	661	396	547	134	281	32	116	14	197	182	27	6	3		2	2.6
160	22	72	18	22	6	10	2			2	5	1					1.6
17		1	1	1		3		2	1	5	2		1				5.0
28		2	7	12	1	4	1				1						2.0
1			1														1.5
25			1	1		9	3		3	4	4						3.9
4	1	1				2											1.7
3				2		1											2.3
12		1		4		1		4		1	1						3.3
8	1		1	1						2	2		1				5.6
22	1	1	3	6	4	4		1		2							2.3
217	14	38	68	60	17	10		5		1	4						1.7
6	2	2	2														0.9
1			1														1.4
2			1	1													1.7

NOTE: Be sure to check for related offense codes when examining a particular type of crime. They may or may not be in sequential order or even on the same page.

C1 2002 Total Prisoner Population by Minimum Term Distribution—All Offenses

Page Four of Twenty-three

C-21

GRAND TOTALS*		VIOLATIONS		ATTEMPTS		Max. Penalty	
333.74022E	Contr. Sub. - Mfg, Del, Poss Analogue	15	ATTEMPTS				
333.7403	Controlled Sub - Possession	LIFE	ATTEMPTS				
333.74032A	Controlled Sub, Possession Narc. or Cocaine	LIFE	ATTEMPTS				
333.74032A1	Controlled Sub - Poss 650g+ Narc. or Cocaine	LIFE	ATTEMPTS				
333.74032A2	Controlled Sub - Poss 225-649g Narc. or Cocaine	30	ATTEMPTS				
333.74032A3	Controlled Sub - Poss 50-224g Narc. or Cocaine	20	ATTEMPTS				
333.74032A4	Controlled Sub - Poss 25-49g Narc. or Cocaine	4	ATTEMPTS				
333.74032A5	Controlled Sub - Poss Less 25g Narc. or Cocaine	4	ATTEMPTS				
333.74032B	Controlled Sub - Poss Analogues, Sch 1-4 or Methamphet.	10	ATTEMPTS				
333.74032B-A	Controlled Sub - Possession/ Analogues	2	ATTEMPTS				
333.74032B-B	Contr. Sub - Poss (Sub Added to Sch 1-4, by Rule)	2	ATTEMPTS				
333.74032B1	Controlled Sub - Possession Methamphetamine	10	ATTEMPTS				
333.74032D	Controlled Sub - Poss Marijuana	1	ATTEMPTS				
333.74042A	Contr. Sub Use (Narcotic, Cocaine, Methamphetamine)	1	ATTEMPTS				
333.7405D	Contr. Sub - Maintain or Keep Drug House	2	ATTEMPTS				
333.7407A-A	Controlled Sub - Induce Person to Commit Felony	LIFE	ATTEMPTS				
333.7407A1-A	Controlled Sub - Attempted Felony	LIFE	ATTEMPTS				
333.74071C	Controlled Sub - Obtain by Fraud	4	ATTEMPTS				
333.74071G	Controlled Sub - Counterfeit Prescription Form	4	ATTEMPTS				

TOTAL	0.5	1	1.5	2	2.5	3	3.5	4	4.5	5	10	15	20	25	>25	LIFE	AVG
50,591	642	3,406	4,127	6,866	2,241	3,888	1,183	2,304	530	3,373	8,684	3,297	2,445	1,289	1,543	4,560	7.1
48,851	548	3,122	3,794	6,498	2,126	3,770	1,115	2,292	528	3,354	8,646	3,280	2,427	1,280	1,538	4,533	7.2
1,527	94	284	333	368	115	118	68	12	2	19	38	17	18	9	5	27	2.5
1										1							5.0
1											1						10.0
5			1		1						2		1				8.3
41													2			39	20.0
41				1		1		1		2	11	6	16	1	2		15.0
116	1			2		2		2	1	10	83	12	2			1	9.0
1											1						10.0
19	1	6	2	4		3		2			1						2.0
2	1	1															0.7
740	70	178	164	182	53	59	3	18		6	6		1				1.6
17	5	6	3	1		1		1									1.2
3		2				1											1.6
8			3	4							1						2.4
1		1															0.8
19		2	5	9		2		1									1.8
7	1	2	2	1	1												1.3
27	7	7	11			1					1						1.3
2		1	1														1.1
13	1	3	7	1						1							1.4
3						2		1									3.2
1		1															1.0
4			2	2													1.7
2				1	1												2.1
20		2	4	9	2	1		2									2.0
4		1	2			1											1.5
2			1	1													1.7

NOTE: Be sure to check for related offense codes when examining a particular type of crime. They may or may not be in sequential order or even on the same page.

C1 2002 Total Prisoner Population by Minimum Term Distribution—All Offenses

Page Five of Twenty-three

C - 22

GRAND TOTALS*																		
VIOLATIONS																		
ATTEMPTS																		
Max. Penalty																		
333.7410	Contr. Sub - Delivery to Minor/Poss on School Property	60										1						10.0
	ATTEMPTS																	
333.74101A	Controlled Sub, Deliver to Minor <50g	40											1					15.0
	ATTEMPTS																	
333.74101-D	Contr. Sub - Delivery to Minor (Sch. 4 & Marijuana)	8		2			2						1					2.7
	ATTEMPTS												1					5.0
333.74102-A	Contr. Sub - Del on School Prop (Narc. or Cocaine) <50g	60			4		1					1						3.1
	ATTEMPTS		1															0.3
333.74103	Contr. Sub - Poss w/Int on School Prop (Narc/Cocaine) <50g	40			4								1					4.6
	ATTEMPTS																	
333.74104-A	Contr. Sub - Poss on School Prop (Narc. or Cocaine <25g)	8		1														1.0
	ATTEMPTS																	
333.74132	Controlled Sub - Second Offense - Double Penalty	LIFE		2	2	1	1						1					2.7
	ATTEMPTS																	
333.7416	Contr. Sub - Induce Minor to Commit Felony	LIFE											2					10.0
	ATTEMPTS																	
335.3411A	Violation Drug Law (obsolete)	LIFE												1				13.0
	ATTEMPTS																	
400.602-B	Welfare Fraud - Fail to Inform \$500 or More	4					1											1.3
	ATTEMPTS				1													1.2
432.2182	Gambling Activity-Felony Violations	10											1					7.0
	ATTEMPTS																	
436.1203	Alcohol - Sale/Deliver/Import w/o License	1		1														1.0
	ATTEMPTS																	
436.17012	Alcohol - Sell/Furnish to Minor, Death Resulting	10									1							4.2
	ATTEMPTS																	
500.45111	Insurance - Fraudulent Acts	4		2	1			1					1					2.4
	ATTEMPTS																	
500.45112	Insurance Fraud - Conspiracies	10			1													1.5
	ATTEMPTS																	
570.152	Contractor - Fraudulent Use of Building Contract Fund	3			1	1												1.6
	ATTEMPTS																	
722.675	Distributing Obscene Matter to Minor	2										1						5.0
	ATTEMPTS																	
750.10A	Sexually Delinquent	LIFE		2		1	1	4				1	2					3.3
	ATTEMPTS																	
750.110	Breaking & Entering	10																
	ATTEMPTS																	
		1,739	21	110	195	336	137	262	87	134	12	147	203	48	29	6	7	5
		125	5	23	22	32	13	17	5	2		3	2	1				4.0
																		2.1

TOTAL	0.5	1	1.5	2	2.5	3	3.5	4	4.5	5	10	15	20	25	>25	LIFE	AVG
50,591	642	3,406	4,127	6,866	2,241	3,888	1,183	2,304	530	3,373	8,684	3,297	2,445	1,289	1,543	4,560	7.1
48,851	548	3,122	3,794	6,498	2,126	3,770	1,115	2,292	528	3,354	8,646	3,280	2,427	1,280	1,538	4,533	7.2
1,527	94	284	333	368	115	118	68	12	2	19	38	17	18	9	5	27	2.5

NOTE: Be sure to check for related offense codes when examining a particular type of crime. They may or may not be in sequential order or even on the same page.

C1 2002 Total Prisoner Population by Minimum Term Distribution — All Offenses

Page Six of Twenty-three

C - 23

GRAND TOTALS*																		
VIOLATIONS																		
ATTEMPTS																		
Max. Penalty																		
750.110-A	Break & Enter - Unoccup. Bldg. w/Intent	10	ATTEMPTS															
750.110-B	Break & Enter Occup Bldg. w/Intent	15	ATTEMPTS															
750.110A2	Home Invasion - 1st Degree	20	ATTEMPTS															
750.110A3	Home Invasion - 2nd Degree	15	ATTEMPTS															
750.110A4	Home Invasion - 3rd Degree	5	ATTEMPTS															
750.111	Entering w/o Breaking	5	ATTEMPTS															
750.115	Illegal Entry (w/o Owner's Permission)	MISD	ATTEMPTS															
750.116	Possession of Burglars Tools	10	ATTEMPTS															
750.117	Bribery of Public Officer	4	ATTEMPTS															
750.1227A	Witness - Bribe/Intimidate/Interfere	4	ATTEMPTS															
750.1227C	Witness - Intimidate, Threaten Inj/Death	15	ATTEMPTS															
750.131	Check - Non-Sufficient Funds	2	ATTEMPTS															
750.131A	Checks w/o Account or w/o Suff Funds	2	ATTEMPTS															
750.131A1	Check - No Account	2	ATTEMPTS															
750.131A2	Check - 3 Non-Sufficient Funds Within 10 Days	2	ATTEMPTS															
750.1313C	Check - Non-Sufficient Funds - \$500 or More	2	ATTEMPTS															
750.135	Child Abuse - Abandonment	10	ATTEMPTS															
750.136	Cruelty to Children	4	ATTEMPTS															
750.136A	Child Abuse, Torture	10	ATTEMPTS															

TOTAL	0.5	1	1.5	2	2.5	3	3.5	4	4.5	5	10	15	20	25	>25	LIFE	AVG
50,591	642	3,406	4,127	6,866	2,241	3,888	1,183	2,304	530	3,373	8,684	3,297	2,445	1,289	1,543	4,560	7.1
48,851	548	3,122	3,794	6,498	2,126	3,770	1,115	2,292	528	3,354	8,646	3,280	2,427	1,280	1,538	4,533	7.2
1,527	94	284	333	368	115	118	68	12	2	19	38	17	18	9	5	27	2.5
77		6	4	10	6	16	6	4	2	7	12	3	1				4.3
6		1	3			1					1						2.4
108	1	1	5	9	6	10		16		8	36	14	1		1		6.6
5			2			3											2.4
1,024	1	17	31	96	43	116	19	65	51	151	339	67	24	3		1	5.8
46	2	13	10	15	2	2					2						1.8
1,360	6	47	92	240	132	223	70	136	33	147	214	15	3		1	1	3.7
79		7	15	32	9	11	3			2							2.0
80		8	17	30	13	6	3	2		1							2.0
4	1	1	1	1													0.9
72	1	15	15	15	7	9	2			3	5						2.4
3		2		1													1.2
2						1				1							4.0
34		2	5	9	2	4	1	1		4	3	1	1			1	3.8
2				1			1										2.6
1		1															1.0
1			1														1.3
1				1													1.9
1										1							4.8
1	1																0.5
4			2			2											2.1
23		5	11	5	1	1											1.4
13		5	5			3											1.5
6			4			2											1.8
2				1						1							3.4
2										1	1						7.0
1															1		30.0

NOTE: Be sure to check for related offense codes when examining a particular type of crime. They may or may not be in sequential order or even on the same page.

C1 2002 Total Prisoner Population by Minimum Term Distribution—All Offenses

Page Seven of Twenty-three

C - 24

		GRAND TOTALS*
		VIOLATIONS
		ATTEMPTS
		Max. Penalty
750.136B	Child Abuse	15
	ATTEMPTS	
750.136B2	Child Abuse, 1st Degree	15
	ATTEMPTS	
750.136B3	Child Abuse, 2nd Degree	4
	ATTEMPTS	
750.136B4	Child Abuse, 3rd Degree	2
	ATTEMPTS	
750.145A	Children - Accosting for Immoral Purposes	1
	ATTEMPTS	
750.145B	Accost, Solic Child-Immoral Purposes 2nd Offense	4
	ATTEMPTS	
750.145C	Child Abusive Commercial Activity	20
	ATTEMPTS	
750.145C2	Child Sexually Abusive Activity	20
	ATTEMPTS	
750.145C3	Child Sex Abuse Activity - Distribute or Promote	7
	ATTEMPTS	
750.145D2	Computers-Commit Proscribed Conduct	20
	ATTEMPTS	
750.145D2B	Computers-Commit Crime w/Term betw 1 - 2 Years	2
	ATTEMPTS	
750.145D2E	Computers-Commit Crime w/Term betw 10 - 15 Years	15
	ATTEMPTS	
750.145D2F	Computer/Internet - Comm to Plan Crime	20
	ATTEMPTS	
750.145N1	Abuse Vulnerable Adult - 1st Degree	15
	ATTEMPTS	
750.147B	Ethnic Intimidation	2
	ATTEMPTS	
750.157A	Conspiracy	5
	ATTEMPTS	
750.157B	Solicit to Murder, Other Felony	LIFE
	ATTEMPTS	
750.157B2	Solicit to Murder	LIFE
	ATTEMPTS	
750.157B3	Solicit to Commit Felony	5
	ATTEMPTS	

TOTAL	0.5	1	1.5	2	2.5	3	3.5	4	4.5	5	10	15	20	25	>25	LIFE	AVG
50,591	642	3,406	4,127	6,866	2,241	3,888	1,183	2,304	530	3,373	8,684	3,297	2,445	1,289	1,543	4,560	7.1
48,851	548	3,122	3,794	6,498	2,126	3,770	1,115	2,292	528	3,354	8,646	3,280	2,427	1,280	1,538	4,533	7.2
1,527	94	284	333	368	115	118	68	12	2	19	38	17	18	9	5	27	2.5
5										2	2	1					8.4
1						1											3.0
108		3	2	9	4	12	6	8	1	18	38	4	2		1		5.9
8			1	4	1		2										2.2
33		3	8	12	3	2		2		1	2						2.4
1			1														1.3
16		3	9	2		2											1.5
1				1													1.9
1								1									4.0
5						1				1	3						6.4
65		1	6	7	4	4	1	3	1	10	18	10					5.9
3			1	2													1.7
7			2	1	1		1			2							2.7
5			2	1					1		1						3.0
1						1											2.7
1				1													2.0
6			1		2			1	1	1							3.2
1						1											3.0
1			1														1.3
4												1		1	2		32.5
9											2	2			3	2	22.1
9				1	1	1	1	1			3				1		7.6
1			1														1.5

NOTE: Be sure to check for related offense codes when examining a particular type of crime. They may or may not be in sequential order or even on the same page.

C1 2002 Total Prisoner Population by Minimum Term Distribution—All Offenses

Page Eight of Twenty-three

C - 25

GRAND TOTALS*																		
VIOLATIONS ATTEMPTS																		
Max. Penalty																		
750.157C	Solicit, Minor to Commit Felony	LIFE																1
	ATTEMPTS																	2.5
750.157N	Financial Transaction Device, Steal/Retain/Poss	4																
	ATTEMPTS																	1.5
750.157N1	Financial Transaction Device - Steal/Retain w/o Consent	4																
	ATTEMPTS																	1.7
750.157N2	Financial Transaction Device - Poss Fraudulent One	4																
	ATTEMPTS																	1.3
750.157P	Financial Transaction Device - Poss w/Intent to Use/Sell	4																
	ATTEMPTS																	2.3
750.157Q	Financial Transaction Device - Illegal Sale/Use	4																
	ATTEMPTS																	1.8
750.157R	Financial Transaction Device - Forge/Alter/Counterfeiting	4																
	ATTEMPTS																	0.7
750.157U	Financial Transaction Device - Overcharging	4																
	ATTEMPTS																	2.0
750.157V	Financial Transaction Device - False ID	4																
	ATTEMPTS																	1.3
750.157W	Financial Trans Device - Fraudulent Withdrawals/Transfers	10																
	ATTEMPTS																	0.6
750.157W1C1	Financial Trans Device-Fraud Betw \$1K & <\$20K	5																
	ATTEMPTS																	1.3
750.158	Sodomy	15																
	ATTEMPTS																	2.2
750.159I1	Criminal Enterprise - Conducting	20																
	ATTEMPTS																	2.7
750.159I2	Criminal Enterprise - Acquire/Maintain	20																
	ATTEMPTS																	1.6
750.159I4-A	Criminal Enterprise - Conspiracy	20																
	ATTEMPTS																	4.2
750.160	Dead Bodies - Disinterment & Mutilation	10																
	ATTEMPTS																	7.8
750.161	Desertion & Non-Support	3																
	ATTEMPTS																	3.0
750.165	Refusing to Support Spouse or Children	4																
	ATTEMPTS																	3.3
750.167	Disorderly Person	MISD																
	ATTEMPTS																	7.6

TOTAL	0.5	1	1.5	2	2.5	3	3.5	4	4.5	5	10	15	20	25	>25	LIFE	AVG
50,591	642	3,406	4,127	6,866	2,241	3,888	1,183	2,304	530	3,373	8,684	3,297	2,445	1,289	1,543	4,560	7.1
48,851	548	3,122	3,794	6,498	2,126	3,770	1,115	2,292	528	3,354	8,646	3,280	2,427	1,280	1,538	4,533	7.2
1,527	94	284	333	368	115	118	68	12	2	19	38	17	18	9	5	27	2.5
1																1	
1					1												2.5
3	1		1		1												1.5
63	3	15	19	13	6	3		2			2						1.7
1			1														1.3
7	2		1	2						1	1						2.3
16		5	3	2	3	2		1									1.8
2	1		1														0.7
26		4	5	8	4	3		1		1							2.0
1			1														1.3
2	1	1															0.6
1			1														1.3
4			1	1		2											2.2
1						1											2.7
3			2	1													1.6
7		1	1	1						1	3						4.2
23			1			1	2	2	1	4	5	6	1				7.8
1						1											3.0
1							1										3.3
2				1								1					7.6
4			1	3													1.8
2		2															1.0
19			5	10		4											1.9
8			8														1.2
1	1																0.3

NOTE: Be sure to check for related offense codes when examining a particular type of crime. They may or may not be in sequential order or even on the same page.

C1 2002 Total Prisoner Population by Minimum Term Distribution—All Offenses

Page Nine of Twenty-three

C - 26

GRAND TOTALS*		VIOLATIONS		ATTEMPTS		Max. Penalty													
750.174	Embezzle - Agt, Serv, Emp, Trustee	10	ATTEMPTS	9	1	1	1	3											2.5
750.174-B	Embezzlement - Agent or Trustee	10	ATTEMPTS	48		3	11	10	4	9			1	8	2				2.7
750.1744A	Embezzlement - Agent or Trustee	5	ATTEMPTS	6	2	1	11	2	1	2	1								1.6
750.1744A	Betw \$1K and <\$20K		ATTEMPTS	35				17	1	2	1								1.7
750.1744B	Embezzle - Agent or Trustee -Betw	5	ATTEMPTS	2			1	1											1.7
750.1744B	\$200 & <\$1K, 2nd Off		ATTEMPTS	17		1	4	4	1	3			2	1	1				2.7
750.1745A	Embezzlement - Agent or Trustee	10	ATTEMPTS	1				1											2.0
750.175	Embezzle - Public Officer, Agent,	10	ATTEMPTS	1									1						4.5
750.175	Servant Over \$50		ATTEMPTS	2			1							1					4.2
750.176	Embezzle - Administrator/Executor/ Guardian	10	ATTEMPTS	1															4.0
750.181	Embezzlement - Jointly Held	10	ATTEMPTS	1						1									3.0
750.183	Aid Escape of & Rescue Prisoner	7	ATTEMPTS	1															1.7
750.186A	Escape from Juvenile Facility	4	ATTEMPTS	11			6	3	1	1									1.5
750.186A	ATTEMPTS			1			1												6.0
750.188	Escape - Allowed by Officer/ Guard	LIFE	ATTEMPTS	1										1					1.7
750.193	Break, Escape or Attempt to Break, Escape Prison	5	ATTEMPTS	240	17	92	40	54	13	7	5	3		1	6	1	1		1.2
750.193	ATTEMPTS			6	1	3	1				1								1.0
750.195	Escape - From Jail Sentence	4	ATTEMPTS	1		1													1.8
750.1952	Escape - From Felony Jail Sentence	4	ATTEMPTS	24		5	7	7	3	1		1							2.5
750.197	Break Esc Jail While Awaiting Trial	4	ATTEMPTS	2				1		1									1.5
750.197A	Break, Escape Custody	1	ATTEMPTS	1			1												2.3
750.197C	Assault Employee and/or Escape Jail Through Violence	4	ATTEMPTS	138	6	30	13	37	9	19	3	8	2	5	6				1.0
750.197C	ATTEMPTS			20	2	12	4	2											2.4
750.197CA	Assault Prison Employee	4	ATTEMPTS	4		1	6	5		3		2		1	1				1.0
750.197CA	ATTEMPTS			4		3	1												2.3
750.1972	Escape - Awaiting Trial for Felony	4	ATTEMPTS	17	1	2	7			2	1	2		2					

TOTAL	0.5	1	1.5	2	2.5	3	3.5	4	4.5	5	10	15	20	25	>25	LIFE	AVG
50,591	642	3,406	4,127	6,866	2,241	3,888	1,183	2,304	530	3,373	8,684	3,297	2,445	1,289	1,543	4,560	7.1
48,851	548	3,122	3,794	6,498	2,126	3,770	1,115	2,292	528	3,354	8,646	3,280	2,427	1,280	1,538	4,533	7.2
1,527	94	284	333	368	115	118	68	12	2	19	38	17	18	9	5	27	2.5
9	1	1	1	3				1		2							2.5
48		3	11	10	4	9			1	8	2						2.7
6		1	2	2	1												1.6
35	2	1	11	17	1	2	1										1.7
2			1	1													1.7
17		1	4	4	1	3			2	1	1						2.7
1				1													2.0
1									1								4.5
2			1								1						4.2
1								1									4.0
1						1											3.0
11			6	3	1	1											1.7
1			1														1.5
1											1						6.0
240	17	92	40	54	13	7	5	3		1	6	1	1				1.7
6	1	3	1				1										1.2
1		1															1.0
24		5	7	7	3	1		1									1.8
2				1		1											2.5
1			1														1.5
138	6	30	13	37	9	19	3	8	2	5	6						2.3
20	2	12	4	2													1.0
19		1	6	5		3		2		1	1						2.4
4		3	1														1.0
17	1	2	7			2	1	2		2							2.3

NOTE: Be sure to check for related offense codes when examining a particular type of crime. They may or may not be in sequential order or even on the same page.

C1 2002 Total Prisoner Population by Minimum Term Distribution—All Offenses

Page Ten of Twenty-three

C - 27

GRAND TOTALS*		
VIOLATIONS ATTEMPTS		
Max. Penalty		
750.199A	Absconding or Forfeiting Bond	4
	ATTEMPTS	
750.204A	Explosive, Sending w/Int to Frighten	5
	ATTEMPTS	
750.206	Explosive, Place w/Int to Damage	25
	ATTEMPTS	
750.207	Explosives, Placing w/Injury Death Resulting	LIFE
	ATTEMPTS	
750.2072B	Explosives, Place Near Prop, Cause Property Damage	20
	ATTEMPTS	
750.208	Explosive, Aiding/Abetting Placement	15
	ATTEMPTS	
750.209	Explosives - Place Offensive Subs w/Int Alarm/Inj/Destroy	LIFE
	ATTEMPTS	
750.209-A	Explosives - Poss w/Intent to Terrorize	10
	ATTEMPTS	
750.209-B	Explosives - Place Offensive Subs w/Int To Alarm	5
	ATTEMPTS	
750.2102A	Explosives - Poss Bomb w/Unlawful Intent	15
	ATTEMPTS	
750.211	Explosives - Manufacture With Unlawful Intent	5
	ATTEMPTS	
750.211A2A	Explosives - Poss of Molotov Cocktail/Other Expl.	15
	ATTEMPTS	
750.211A2B	Explosives - Poss Molotov Cocktail Causing Property Damage	20
	ATTEMPTS	
750.211A2C	Explosives - Poss Molotov Cocktail Cause Injury	25
	ATTEMPTS	
750.213	Extortion	20
	ATTEMPTS	
750.217	Disguise w/Int to Obstruct Law Enforcement	1
	ATTEMPTS	
750.218	False Pretenses w/Int to Defraud	10
	ATTEMPTS	
750.218A	False Pretenses - \$100 or Less, 4th	1
	ATTEMPTS	
750.218-B	False Pretenses - Over \$100	10
	ATTEMPTS	

TOTAL	0.5	1	1.5	2	2.5	3	3.5	4	4.5	5	10	15	20	25	>25	LIFE	AVG
50,591	642	3,406	4,127	6,866	2,241	3,888	1,183	2,304	530	3,373	8,684	3,297	2,445	1,289	1,543	4,560	7.1
48,851	548	3,122	3,794	6,498	2,126	3,770	1,115	2,292	528	3,354	8,646	3,280	2,427	1,280	1,538	4,533	7.2
1,527	94	284	333	368	115	118	68	12	2	19	38	17	18	9	5	27	2.5
27		2	7	5	4	6	1			1	1						2.4
3		1	2														1.1
2			1					1									2.7
1						1											3.0
4						1				1	1			1			10.1
4												2				2	15.0
2								1				1					7.8
1			1														1.5
4				1							1		1		1		15.7
1											1						7.0
1						1											3.0
1							1										3.5
2								1			1						5.4
1				1													2.0
7		1		1		1		1		2	1						4.2
1						1											3.0
2	1									1							2.7
1											1						7.0
52		1	1	4	1	13		2	1	5	15	5	3		1		7.2
3		1	1	1													1.3
1			1														1.5
9		1		2	1	1		1		1	1	1					4.5
1		1															1.0
72	2	3	5	8	7	12	3	7		12	12				1		4.1
5		1		2	1		1										2.1

NOTE: Be sure to check for related offense codes when examining a particular type of crime. They may or may not be in sequential order or even on the same page.

C1 2002 Total Prisoner Population by Minimum Term Distribution — All Offenses

Page Eleven of Twenty-three

C - 28

GRAND TOTALS*		VIOLATIONS		ATTEMPTS		Max. Penalty	
750.2183A	False Pretenses - Betw \$200 & <\$1K	1					3.8
750.2184A	False Pretenses - \$1,000 or More, Less Than \$20,000	32	4	7	9	3	2.1
750.2185A	False Pretenses - \$20K or More	3	2		1		1.1
750.219A2C1	Telephone - Avoid Payment Betw \$1K & <\$20K	7			3	1	2.8
750.224	Weapons, Dangerous Weapon Sale/Poss	1	1				1.0
750.224A	Weapon, Taser, Poss or Sale	1		1			0.5
750.224B	Weapon, Short-Barrel Shotgun/ Rifle	22	1	5	2	3	1.2
750.224D2	Weapon, Chemical Type	2		1			1.5
750.224F	Weapon-Firearm, Poss by Felon	1	1				0.9
750.2241-A	Weapon, Dangerous Weapon - Misc	22	2	2	3	4	3.1
750.2241-B	Weapon, Dangerous Weapon - Gas Eject Dev	2		1			0.1
750.226	Carry Weapon W/Unlawful Intent	2		1	4	8	1.2
750.227	Carrying Concealed Weapons	321	54	59	41	84	2.2
750.227B	Felony Firearm	6	2	1	1	2	1.0
750.227B-A	Weapons - Felony Firearm	9			3	5	1.8
750.227B-B	Weapons - Felony Firearm - 2nd Offense	1		1			1.0
750.227C	Poss of Loaded Firearm in Vehicle	25		1	4	8	3.4
750.230	Weapons - Firearms, Alterating ID Marks	2			8	1	1.8
750.234A	Firearm, Discharge from a Vehicle	372	20	64	85	99	2.2

TOTAL	0.5	1	1.5	2	2.5	3	3.5	4	4.5	5	10	15	20	25	>25	LIFE	AVG
50,591	642	3,406	4,127	6,866	2,241	3,888	1,183	2,304	530	3,373	8,684	3,297	2,445	1,289	1,543	4,560	7.1
48,851	548	3,122	3,794	6,498	2,126	3,770	1,115	2,292	528	3,354	8,646	3,280	2,427	1,280	1,538	4,533	7.2
1,527	94	284	333	368	115	118	68	12	2	19	38	17	18	9	5	27	2.5
1								1									3.8
32		4	7	9	3	5	3			1							2.1
3		2		1													1.1
7				3	1	1		1		1							2.8
1	1																1.0
1																	0.5
2	1			1													1.2
1			1														1.5
1		1															0.9
22	1	5	2	3	4	4		1		1				1			3.1
2	2																0.1
2		1	1														1.2
321	54	59	41	84	31	15	2	8	1	8	11	5		1	1		2.2
6	2	1	1	2													1.0
9			3	5	1												1.8
1		1															1.0
25		1	4	8	1	1	3	2			3	1				1	3.4
2				2													1.8
372	20	64	85	99	27	38	14	4	3	7	4	2	3	1		1	2.2
28	4	2	10	10	2												1.3
164				151	1						12						2.2
3				3													2.0
672				668						4							2.0
2		1		1													1.5
8										8							5.0
1																1	
1		1															1.0
5		1	1	1		1		1									2.2

NOTE: Be sure to check for related offense codes when examining a particular type of crime. They may or may not be in sequential order or even on the same page.

C1 2002 Total Prisoner Population by Minimum Term Distribution — All Offenses

Page Twelve of Twenty-three

C - 29

GRAND TOTALS*		VIOLATIONS ATTEMPTS		Max. Penalty
750.234B	Firearm, Discharge In/At Dwelling	4	ATTEMPTS	4
750.237A1	Weapon-Free School Zone - General Felony	5	ATTEMPTS	5
750.2411	Fireman - Obstructing	4	ATTEMPTS	4
750.248	Forgery of Records, Other Instruments	14	ATTEMPTS	14
750.248A	Financial Transaction Device - Utter & Publish	4	ATTEMPTS	4
750.249	Uttering & Publishing	14	ATTEMPTS	14
750.250	Forgery of State Warrant	7	ATTEMPTS	7
750.251	Forgery of Bank Bills/Promisory Notes	7	ATTEMPTS	7
750.253	Uttering & Publishing Counterfeit Bills or Notes	5	ATTEMPTS	5
750.254	Forged Bills, Notes, Possession w/Int to Utter & Publish	5	ATTEMPTS	5
750.255	Counterfeiting - Possession of Tools	10	ATTEMPTS	10
750.259	Counterfeiting - Affix Fictitious Signature	14 mo	ATTEMPTS	14 mo
750.260	Counterfeiting - Coins/Poss of More than 5	LIFE	ATTEMPTS	LIFE
750.280	Gross Frauds & Cheats at Common Law	10	ATTEMPTS	10
750.285	Obtain Personal Identity Info w/o Permission	5	ATTEMPTS	5
750.300A1C	Food Stamps - Fraud Over \$1,000	10	ATTEMPTS	10
750.316	First Degree Murder	LIFE	ATTEMPTS	LIFE
750.316-A	Murder - 1st Degree - Premeditated	LIFE	ATTEMPTS	LIFE
750.316-B	Murder - Felony	LIFE	ATTEMPTS	LIFE

TOTAL	0.5	1	1.5	2	2.5	3	3.5	4	4.5	5	10	15	20	25	>25	LIFE	AVG
50,591	642	3,406	4,127	6,866	2,241	3,888	1,183	2,304	530	3,373	8,684	3,297	2,445	1,289	1,543	4,560	7.1
48,851	548	3,122	3,794	6,498	2,126	3,770	1,115	2,292	528	3,354	8,646	3,280	2,427	1,280	1,538	4,533	7.2
1,527	94	284	333	368	115	118	68	12	2	19	38	17	18	9	5	27	2.5
27	5	6	3	7	1	3		2									1.6
2		1	1														1.1
2			2														1.4
1					1												2.5
95		6	19	25	5	11	1	5		9	13	1					3.2
7			1	3		1	2										2.4
1		1															1.0
734	7	80	150	177	72	68	19	44	4	59	48	5	1				2.7
82	7	15	24	13	9	10	4										1.7
2				2													2.0
3			1					2									3.1
6		1	1	2	1		1										2.0
1			1														1.3
1							1										3.0
1			1														1.5
1						1											2.4
2		1		1													1.5
1			1														1.3
6			3	3													1.7
1	1																0.5
1,904												2		2	4	1,896	34.3
12																12	
508				1		1		2		1	1	1	2		1	498	11.0
4						1										3	3.0
333													1		1	331	27.5

NOTE: Be sure to check for related offense codes when examining a particular type of crime. They may or may not be in sequential order or even on the same page.

C1 2002 Total Prisoner Population by Minimum Term Distribution—All Offenses

Page Thirteen of Twenty-three

C - 30

GRAND TOTALS*																		
VIOLATIONS																		
ATTEMPTS																		
Max. Penalty																		
750.316-C	Murder - Open - Statutory Short Form	LIFE ATTEMPTS										1	1		3	3	9	113
750.317	Second Degree Murder	LIFE ATTEMPTS				1		4	3	9		19	316	632	729	588	624	717
750.321	Manslaughter	15 ATTEMPTS	2	2		6	2	8	5	26	2	34	141	15	10		3	
750.321-A	Manslaughter - Statutory Short Form	15 ATTEMPTS		2	1	14	5	16	7	23	2	30	110	6	6		3	
750.321-C	Manslaughter - Involuntary	15 ATTEMPTS		1	3	10	2	8	7	11	3	26	74	11	3			
750.321-E	Manslaughter with Motor Vehicle	15 ATTEMPTS			1			4	2	4	4	9	34	4	3			
750.322	Homicide - Killing of Unborn Child	15 ATTEMPTS													1			
750.324	Negligent Homicide	2 ATTEMPTS			7	1		1		1			1					
750.329	Death, Firearm without Malice	15 ATTEMPTS						1	1	1		3	6					
750.329A	Suicide - Assisting	5 ATTEMPTS																
750.335A	Indecent Exposure (Sexually Delinquent Person)	LIFE ATTEMPTS	1	4	2	6	1	3		1			5					
750.338	Gross Indecency Between Males - Commit/Procure	5 ATTEMPTS	1	3		2							1					
750.338A	Gross Indecency Between Females - Commit/Procure	5 ATTEMPTS				1												
750.338B	Gross Indecency Male and Female - Commit/Procure	5 ATTEMPTS			4	3	3											
750.349	Kidnapping	LIFE ATTEMPTS		1	1	3	1	1	2	2	3	5	70	54	40	18	33	58
750.349A	Prisoner Taking a Hostage	LIFE ATTEMPTS				4	2					1	1	2	1		1	2
750.349[S]	Kidnapping - Solicitation	LIFE ATTEMPTS										1						
750.350	Kidnapping - Child Enticement	LIFE ATTEMPTS	1			1			1	2	1	2	6		2	1	3	1
750.350A1	Kidnapping - Custodial Interference	13 mo. ATTEMPTS			1													

TOTAL	0.5	1	1.5	2	2.5	3	3.5	4	4.5	5	10	15	20	25	>25	LIFE	AVG
50,591	642	3,406	4,127	6,866	2,241	3,888	1,183	2,304	530	3,373	8,684	3,297	2,445	1,289	1,543	4,560	7.1
48,851	548	3,122	3,794	6,498	2,126	3,770	1,115	2,292	528	3,354	8,646	3,280	2,427	1,280	1,538	4,533	7.2
1,527	94	284	333	368	115	118	68	12	2	19	38	17	18	9	5	27	2.5
130										1	1		3	3	9	113	32.8
1																1	
3,642				1		4	3	9		19	316	632	729	588	624	717	22.3
18											1	1	6	2	1	7	22.1
256	2	2		6	2	8	5	26	2	34	141	15	10		3		8.1
2				1							1						5.0
225		2	1	14	5	16	7	23	2	30	110	6	6		3		7.0
1											1						10.0
159		1	3	10	2	8	7	11	3	26	74	11	3				6.7
3				1			1				1						5.1
65			1			4	2	4	4	9	34	4	3				7.4
2					1					1							3.7
1													1				20.0
11			7	1		1		1			1						2.2
12						1	1	1		3	6						6.2
1																	
1			1														1.3
23	1	4	2	6	1	3		1			5						3.0
2				2													2.0
7	1	3		2							1						2.0
1				1													2.0
10			4	3	3												1.8
292		1	1	3	1	1	2	2	3	5	70	54	40	18	33	58	17.2
9				4	2					1	1				1		6.0
9											3	2	1		1	2	19.1
1										1							5.0
21	1			1			1	2	1	2	6		2	1	3	1	13.3
1				1													1.9
1			1														1.3

NOTE: Be sure to check for related offense codes when examining a particular type of crime. They may or may not be in sequential order or even on the same page.

C1 2002 Total Prisoner Population by Minimum Term Distribution — All Offenses

Page Fourteen of Twenty-three

C - 31

		Max. Penalty
GRAND TOTALS*		
VIOLATIONS		
ATTEMPTS		
750.356	Larceny	10
ATTEMPTS		
750.356-A	Larceny - Over \$100	5
ATTEMPTS		
750.356A	Larceny, Motor Vehicle	10
ATTEMPTS		
750.356A-A	Larceny - From a Motor Vehicle	5
ATTEMPTS		
750.356A-B	Breaking and Entering - A Vehicle	5
Steal Prop. Over \$5		ATTEMPTS
750.356A-C	Breaking and Entering - A Vehicle	5
(with Damage)		ATTEMPTS
750.356A1	Larceny - From a Motor Vehicle	5
ATTEMPTS		
750.356A2A	Breaking and Entering - A MISD	
Vehicle Steal Prop. <\$200		ATTEMPTS
750.356A2B1	B&E Vehicle - Steal Betw \$200-1000	1
ATTEMPTS		
750.356A2C1	Breaking and Entering - A Vehicle	5
Steal Prop. \$1K - <\$20K		ATTEMPTS
750.356A2C2	B&E Vehicle - Steal Betw \$200-1000	5
2nd Offense		ATTEMPTS
750.356A2D1	Breaking and Entering - A Vehicle	10
Steal Prop. \$20K+		ATTEMPTS
750.356A3	Breaking and Entering - A Vehicle	5
(with Damage)		ATTEMPTS
750.356B	B & E Coin Operated Telephone	4
ATTEMPTS		
750.356C	Retail Fraud - 1st Degree	5
ATTEMPTS		
750.356D	Retail Fraud - 2nd Degree	1
ATTEMPTS		
750.3562A	Larceny - \$20,000 or More	10
ATTEMPTS		
750.3563A	Larceny - \$1,000 Or More But	5
Less Than \$20,000		ATTEMPTS
750.3563B	Larceny - \$200 Or More But Less	5
Than \$1,000 - 2nd Offense		ATTEMPTS

TOTAL	0.5	1	1.5	2	2.5	3	3.5	4	4.5	5	10	15	20	25	>25	LIFE	AVG
50,591	642	3,406	4,127	6,866	2,241	3,888	1,183	2,304	530	3,373	8,684	3,297	2,445	1,289	1,543	4,560	7.1
48,851	548	3,122	3,794	6,498	2,126	3,770	1,115	2,292	528	3,354	8,646	3,280	2,427	1,280	1,538	4,533	7.2
1,527	94	284	333	368	115	118	68	12	2	19	38	17	18	9	5	27	2.5
28	2	5	3	6	2	4				2	2	1		1			3.5
3	1	2															0.7
56	1	7	7	15	6	12	3	3		1		1					2.4
4	1	1	1	1													1.1
25	3	4	2	3	4	4	1		1	1	1				1		3.5
1	1																0.3
10			1	6	1	2											2.2
1	1																0.5
65	2	11	11	14	9	9	2	3		3	1						2.1
3				1	1	1											2.4
21		4	6	3	1	2	2	2		1							2.2
56	2	15	18	16	2	2					1						1.5
7	1	1	3	2													1.2
2				1			1										2.6
1		1															1.0
10		1	3	3	2	1											1.9
2				2													1.7
1										1							4.8
65	5	17	23	10		4	5	1									1.5
7	2	1	3	1													1.0
3		1	2														1.1
467	20	125	112	120	33	33	6	5		4	9						1.7
8		4	3	1													1.2
2			1		1												1.9
7				1	2	2	1			1							3.0
1					1												2.5
39		8	9	10	6	3		3									1.9
5		1	1	2	1												1.6
5		1			2	1		1									2.5

NOTE: Be sure to check for related offense codes when examining a particular type of crime. They may or may not be in sequential order or even on the same page.

C1 2002 Total Prisoner Population by Minimum Term Distribution — All Offenses

Page Fifteen of Twenty-three

C - 32

GRAND TOTALS*		
VIOLATIONS ATTEMPTS		
Max. Penalty		
750.357	Larceny from Person	10
	ATTEMPTS	
750.357B	Firearms, Stealing of Another	5
	ATTEMPTS	
750.360	Larceny in Building	4
	ATTEMPTS	
750.362	Larceny By Conversion	10
	ATTEMPTS	
750.362-A	Larceny - By Conversion	5
	Over \$100	ATTEMPTS
750.362A	Fail to Return Rented Property	10
	ATTEMPTS	
750.362AA	Failure to Return Rented Property	2
	Over \$100	ATTEMPTS
750.362A3A	Failure to Return Rented Property	5
	Betw \$1K & <\$20K	ATTEMPTS
750.3622A	Larceny by Conversion \$20K+	10
	ATTEMPTS	
750.3623A	Larceny - By Conversion Betw \$1K	5
	and <\$20K	ATTEMPTS
750.3633A	Larceny by False Personation	5
	Betw \$1K & <\$20K	ATTEMPTS
750.377A	Malicious Destruction of Personal	10
	Property	ATTEMPTS
750.377AA	Malicious Destruction of Personal	4
	Property Over \$100	ATTEMPTS
750.377A1A1	Malicious Destruction of Personal	10
	Property \$20K+	ATTEMPTS
750.377A1B	Malicious Dest of Prop 2nd or Subs.	5
	ATTEMPTS	
750.377A1B1	Mal Destr. of Personal Property	5
	Betw \$1K & <\$20K	ATTEMPTS
750.377B	Mal Destr. Police or Fire Dept	4
	Property	ATTEMPTS
750.380	Malicious Destruction of Building	10
	ATTEMPTS	
750.380A	Malicious Destruction of Building	4
	Over \$100	ATTEMPTS

TOTAL	0.5	1	1.5	2	2.5	3	3.5	4	4.5	5	10	15	20	25	>25	LIFE	AVG
50,591	642	3,406	4,127	6,866	2,241	3,888	1,183	2,304	530	3,373	8,684	3,297	2,445	1,289	1,543	4,560	7.1
48,851	548	3,122	3,794	6,498	2,126	3,770	1,115	2,292	528	3,354	8,646	3,280	2,427	1,280	1,538	4,533	7.2
1,527	94	284	333	368	115	118	68	12	2	19	38	17	18	9	5	27	2.5
422	8	29	43	97	30	75	17	35	5	37	41	4	1				3.2
29	1	6	7	8	1	5	1										1.7
19		1	6	6		3	2			1							2.1
291	10	46	86	69	25	40	1	7		3	4						1.9
30	2	11	17														1.1
3		1		1										1			9.3
2	1	1															0.7
24		5	4	6	3	2	1	1		2							2.2
2		1		1													1.5
4			1			1					1	1					7.3
1			1														1.3
1						1											3.0
1	1																0.3
6				2	1	1		1			1						3.1
1			1														1.3
21		3	7	5		5	1										1.9
1		1															1.0
1					1												2.5
19		4	3	8	3		1										1.8
22	1	4	3	4	1	6		2		1							2.1
1	1																0.3
1						1											3.0
1	1																0.3
34		4	12	11	2	3	1			1							1.8
1				1													1.7
69	2	13	18	20	8	4	1	3									1.8
7		3	4														1.1
4		1		2						1							2.5
2		2															1.0
14	2	2	1	4	3	2											1.7

NOTE: Be sure to check for related offense codes when examining a particular type of crime. They may or may not be in sequential order or even on the same page.

C1 2002 Total Prisoner Population by Minimum Term Distribution—All Offenses

Page Sixteen of Twenty-three

C - 33

GRAND TOTALS* VIOLATIONS ATTEMPTS		
Max. Penalty		
750.3803A	Malicious Destruction of Building Betw \$1K & <\$20K	5 ATTEMPTS
750.3821C1	Malicious Destr. - Trees, etc. Betw \$1K & <\$20K	5 ATTEMPTS
750.3872	Malicious Destr. Tombs/Memorials	5 ATTEMPTS
750.411A1B	False Report of a Felony	4 ATTEMPTS
750.411A2	False Bomb Threat	10 ATTEMPTS
750.411A3A	False Report/Threat - Bomb, Harmful Materials	4 ATTEMPTS
750.411H2B	Stalking a Minor	5 ATTEMPTS
750.411I	Stalking, Aggravated	5 ATTEMPTS
750.411I2B	Stalking a Minor - Aggravated	10 ATTEMPTS
750.411N	Money Laundering - 2nd Degree	10 ATTEMPTS
750.413	Unlawfully Driving Away an Automobile	5 ATTEMPTS
750.414	Unlawful Use Auto w/o Intent to Steal	2 ATTEMPTS
750.4152	MV Conceal or Misrep ID w/Intent to Mislead (Felony)	4 ATTEMPTS
750.417	MV - Mortgaged, Unlawful Removal From State	4 ATTEMPTS
750.422	Perjury, Court Proceeding	LIFE ATTEMPTS
750.424	Perjury - Subornation	15 ATTEMPTS
750.425	Incite or Procure to Commit Perjury	5 ATTEMPTS
750.4361	Poison, Food/Drink/Medicine/Wells	5 ATTEMPTS
750.451	Prostitution	2 ATTEMPTS

TOTAL	0.5	1	1.5	2	2.5	3	3.5	4	4.5	5	10	15	20	25	>25	LIFE	AVG
50,591	642	3,406	4,127	6,866	2,241	3,888	1,183	2,304	530	3,373	8,684	3,297	2,445	1,289	1,543	4,560	7.1
48,851	548	3,122	3,794	6,498	2,126	3,770	1,115	2,292	528	3,354	8,646	3,280	2,427	1,280	1,538	4,533	7.2
1,527	94	284	333	368	115	118	68	12	2	19	38	17	18	9	5	27	2.5
15		3	3	5	1	2	1										1.9
1			1														1.5
1		1															1.0
15	1	5	2	4	1	2											1.6
4				1	1	1					1						4.3
5			3			1			1								2.3
3	1				1						1						4.2
137	1	21	24	34	10	23	8	5		4	3	3			1		2.7
4	1	1	1														1.2
1				1													2.0
1			1														1.5
479	7	55	88	154	53	59	20	12	2	8	18	2				1	2.3
20	2		7	9	1	1											1.5
46	2	12	26	5						1							1.3
6			1	3		1		1									2.3
1				1													2.0
10			1	1		1	1			1	4				1		7.5
1						1											3.0
1											1						10.0
1											1						10.0
2		1					1										2.1
1		1															0.8

NOTE: Be sure to check for related offense codes when examining a particular type of crime. They may or may not be in sequential order or even on the same page.

C1 2002 Total Prisoner Population by Minimum Term Distribution—All Offenses

Page Seventeen of Twenty-three

C - 34

GRAND TOTALS*		
VIOLATIONS		
ATTEMPTS		
Max. Penalty		
750.451-B	Prostitution - 3rd Offense	2
	ATTEMPTS	
750.455	Prostitution/Pandering	20
	ATTEMPTS	
750.459	Prostitution - Transporting Female (perhaps compel)	20
	ATTEMPTS	
750.479	Obstruct/Resist Public Officer Serving/Executing Process	20
	ATTEMPTS	
750.479-A	Public Officer -Resist & Obstruct Serve Process/Order	2
	ATTEMPTS	
750.479-B	Police Officer - Resist & Obstruct	2
	ATTEMPTS	
750.479A-B	Peace Officer - Resist Arrest Injury Inflicted	2
	ATTEMPTS	
750.479A2	Police Officer - Fleeing - 4th Degree	2
	ATTEMPTS	
750.479A3	Police Officer - Fleeing 3rd Degree	5
	ATTEMPTS	
750.479A4	Police Officer - Fleeing - 2nd Offense	10
	ATTEMPTS	
750.479A4-A	Police Officer - Fleeing (Penal Code) - 2nd Degree	10
	ATTEMPTS	
750.479A5	Police Officer - Fleeing (Penal Code) Death Resulting	15
	ATTEMPTS	
750.479A5-A	Police Officer - Fleeing (Penal Code) - 1st Degree	15
	ATTEMPTS	
750.479B	Peace Officer, Disarming	10
	ATTEMPTS	
750.479B2	Peace Officer - Disarming Firearm	10
	ATTEMPTS	
750.483A2B	Interference Crime Report - Threaten Inj/Death	10
	ATTEMPTS	
750.49-B	Animals, Attending Fight	4
	ATTEMPTS	
750.50B	Animals, Killing/Torturing	4
	ATTEMPTS	
750.505	Common Law Offense, No Express Penalty	5
	ATTEMPTS	

TOTAL	0.5	1	1.5	2	2.5	3	3.5	4	4.5	5	10	15	20	25	>25	LIFE	AVG
50,591	642	3,406	4,127	6,866	2,241	3,888	1,183	2,304	530	3,373	8,684	3,297	2,445	1,289	1,543	4,560	7.1
48,851	548	3,122	3,794	6,498	2,126	3,770	1,115	2,292	528	3,354	8,646	3,280	2,427	1,280	1,538	4,533	7.2
1,527	94	284	333	368	115	118	68	12	2	19	38	17	18	9	5	27	2.5
14		4	10														1.2
2						1					1						6.5
8		1		1		1		1		1	1	1		1			7.5
7		3	3	1													1.2
1				1													2.0
203	6	43	84	32	12	16	2	6			2						1.6
2				1		1											2.4
7	1	1	1	1	1	2											1.8
51		15	25	4	2	3		2									1.5
265	1	31	57	87	31	33	10	7	2	3	3						2.1
5			4	1													1.4
2						1					1						5.3
14			1	2	3	1		3			4						3.8
1												1					15.0
1											1						6.0
2		2															1.0
10			2	2		1				1	2	1				1	4.8
15		5	3	3	3		1										1.7
3			3														1.5
1				1													2.0
8			3	3	2												1.9
4					1								1		2		23.1

NOTE: Be sure to check for related offense codes when examining a particular type of crime. They may or may not be in sequential order or even on the same page.

C1 2002 Total Prisoner Population by Minimum Term Distribution—All Offenses

Page Eighteen of Twenty-three

C - 35

GRAND TOTALS*		
VIOLATIONS		
ATTEMPTS		
Max. Penalty		
750.505-A	Obstruction of Justice	5
	ATTEMPTS	
750.505-B	Accessory After the Fact to Felony	5
	ATTEMPTS	
750.520	Criminal Sexual Conduct (CSC)	LIFE
	ATTEMPTS	
750.520B	CSC - 1st Degree	LIFE
	Multiple Variables	ATTEMPTS
750.520B1A	CSC - 1st Degree -	LIFE
	Person Under 13	ATTEMPTS
750.520B1B	CSC - 1st Degree -	LIFE
	Relationship	ATTEMPTS
750.520B1C	CSC - 1st Degree -	LIFE
	During Felony	ATTEMPTS
750.520B1D	CSC - 1st Degree -	LIFE
	Accomplices	ATTEMPTS
750.520B1E	CSC - 1st Degree -	LIFE
	Weapon Used	ATTEMPTS
750.520B1F	CSC - 1st Degree -	LIFE
	Personal Injury	ATTEMPTS
750.520B1G	CSC - 1st Degree - Injury to	LIFE
	Incap. Victim	ATTEMPTS
750.520B1H	CSC - 1st Degree - Mentally	LIFE
	Disabled-Relation	ATTEMPTS
750.520C	CSC, 2nd Degree	15
	Multiple Variables	ATTEMPTS
750.520C1A	CSC - 2nd Degree -	15
	Person Under 13	ATTEMPTS
750.520C1B	CSC - 2nd Degree -	15
	Relationship	ATTEMPTS
750.520C1C	CSC - 2nd Degree -	15
	During Felony	ATTEMPTS
750.520C1D	CSC - 2nd Degree -	15
	Accomplices	ATTEMPTS
750.520C1E	CSC - 2nd Degree -	15
	Weapon Used	ATTEMPTS
750.520C1F	CSC - 2nd Degree -	15
	Personal Injury	ATTEMPTS

TOTAL	0.5	1	1.5	2	2.5	3	3.5	4	4.5	5	10	15	20	25	>25	LIFE	AVG
50,591	642	3,406	4,127	6,866	2,241	3,888	1,183	2,304	530	3,373	8,684	3,297	2,445	1,289	1,543	4,560	7.1
48,851	548	3,122	3,794	6,498	2,126	3,770	1,115	2,292	528	3,354	8,646	3,280	2,427	1,280	1,538	4,533	7.2
1,527	94	284	333	368	115	118	68	12	2	19	38	17	18	9	5	27	2.5
7				3	2			1	1								2.6
2			1			1											2.1
26		2	3	8	4	5	1			1		1	1				3.3
26											2		1	3	4	16	36.2
1,718		1	1	13	5	12	7	23	5	63	443	318	271	139	223	194	17.3
15			1	3	1		1				1	1	3	3		1	11.8
1,484		6	1	19	21	49	32	41	16	103	487	281	183	97	90	58	12.8
30			3	12	1	7	4				1	1	1				3.6
271			1	3	2	6	3	8	2	21	88	54	33	25	17	8	13.2
5				4									1				5.5
120						4		1		5	18	25	16	12	30	9	21.3
1												1					15.0
61	1			1	1		1	1		3	18	14	6	6	7	2	15.3
212				2	2			1	2	2	42	48	39	19	34	21	18.7
1																1	
210		1		3		3	2	3	1	2	41	43	41	30	29	11	18.3
6			1	2		1	1				1						3.5
5				1									2	1		1	12.2
12						1	1			1		2	4	1	2		17.3
672	2	12	17	66	24	117	18	57	8	115	204	24	7		1		5.4
9			1	4	1	1	1				1						2.6
1,359	1	27	51	163	73	180	39	123	15	228	407	39	12		1		5.1
56	1	4	7	18	11	5	8			1	1						2.3
179		1	7	24	8	31	9	18	2	35	39	4	1				4.7
14			3	7	2		2										2.0
14			1		3	5		1			4						4.1
3										1	1						5.6
7				1	1		1	1			3						4.7
1							1										3.3
64		2		9	4	10	1	7		7	20	1	2		1		6.0
3						1				1		1					6.6

NOTE: Be sure to check for related offense codes when examining a particular type of crime. They may or may not be in sequential order or even on the same page.

C1 2002 Total Prisoner Population by Minimum Term Distribution—All Offenses

Page Nineteen of Twenty-three

C - 36

GRAND TOTALS*		VIOLATIONS		ATTEMPTS		Max. Penalty	
750.520C1G	CSC - 2nd Degree - Injury to Incap. Victim	15	ATTEMPTS	9	1	1	3.5
750.520C1H	CSC - 2nd Degree - Mentally Disabled-Relation	15	ATTEMPTS	11	1	2	4.2
750.520D	CSC, 3rd Degree Multiple Variables	15	ATTEMPTS	745	6	17	5.9
750.520D1A	CSC - 3rd Degree - Person 13 Through 15	15	ATTEMPTS	13	1	1	3.6
750.520D1B	CSC - 3rd Degree - Force or Coercion	15	ATTEMPTS	1,002	6	46	4.8
750.520D1C	CSC - 3rd Degree - Incapacitated Victim	15	ATTEMPTS	105	1	14	1.9
750.520D1D	CSC - 3rd Degree - Incest	15	ATTEMPTS	501	9	15	6.2
750.520E	CSC, 4th Degree Multiple Variables	2	ATTEMPTS	22	1	3	2.2
750.520E1A	CSC - 4th Degree - Force or Coercion	2	ATTEMPTS	55	3	9	4.5
750.520E1A-A	CSC - 4th Degree - Victim 13 Through 15	2	ATTEMPTS	6	1	1	2.0
750.520E1B	CSC - 4th Degree - Incapacitated Victim	2	ATTEMPTS	47	3	4	6.3
750.520E1G	CSC - 4th Degree - Incest	2	ATTEMPTS	2	6	18	2.5
750.520F	CSC - 2nd Offense	LIFE	ATTEMPTS	27	7	22	1.3
750.520G	CSC - Assault with Intent to Commit CSC	10	ATTEMPTS	107	1	3	1.4
750.520G1	CSC - Assault with Intent to Commit Sexual Penetration	10	ATTEMPTS	18	1	10	1.6
750.520G2	CSC - Assault with intent to Commit CSC, 2nd Degree	5	ATTEMPTS	5	1	4	1.3
750.529	Robbery Armed	LIFE	ATTEMPTS	2	2	2	1.3
750.529A	Car Jacking	LIFE	ATTEMPTS	16	4	8	11.2
750.530	Robbery Unarmed	15	ATTEMPTS	24	1	2	5.4

TOTAL	0.5	1	1.5	2	2.5	3	3.5	4	4.5	5	10	15	20	25	>25	LIFE	AVG
50,591	642	3,406	4,127	6,866	2,241	3,888	1,183	2,304	530	3,373	8,684	3,297	2,445	1,289	1,543	4,560	7.1
48,851	548	3,122	3,794	6,498	2,126	3,770	1,115	2,292	528	3,354	8,646	3,280	2,427	1,280	1,538	4,533	7.2
1,527	94	284	333	368	115	118	68	12	2	19	38	17	18	9	5	27	2.5
9		1	1	2	1			1		1	2						3.5
11				2	2	1	2			2	1	1					4.2
1		1															1.0
745	6	17	20	59	32	89	21	67	7	108	273	31	10	2	2	1	5.9
13		1	1	4	3	1	2					1					3.6
1,002	6	46	45	104	60	128	37	93	19	135	302	16	10			1	4.8
105	1	14	19	39	15	9	7		1								1.9
501		9	15	35	12	43	13	52	6	72	213	25	3	1	2		6.2
22	1	3	3	5	4	3	1	1		1							2.2
55		3	9	9	2	4	1	5		5	14	2	1				4.5
6		1	1	2	1		1										2.0
47				3	2	4	3	3		8	23	1					6.3
2				1			1										2.5
27		6	18		2	1											1.3
107	7	22	63	6	4	1	1	1		1	1						1.4
18	1	3	10	1	2						1						1.6
5		1	4														1.3
2			2														1.3
16										4	8	2	1		1		11.2
24		1	2	2	1	2	2	1		4	6	3					5.4
412	1	8	35	84	21	66	20	49	6	50	66	2		2	2		3.8
4				3			1										2.3
91		5	15	28	13	7	15	4		1	2					1	2.4
3				2			1										2.3
4,464	1	33	51	152	127	260	122	253	133	407	1,384	605	390	156	191	199	10.1
41	1		4	8	1	3	3	3		2	7	3	1	2	2	1	7.8
441		4	8	28	27	35	24	36	15	61	142	43	12	2	2	2	6.4
14		3	3	5	1	1				1							1.9
1,183	4	42	68	171	67	157	41	150	21	138	256	39	19	2	3	5	4.7
24		2	6	4	3	3	2			1	2	1					2.9

NOTE: Be sure to check for related offense codes when examining a particular type of crime. They may or may not be in sequential order or even on the same page.

C1 2002 Total Prisoner Population by Minimum Term Distribution—All Offenses

Page Twenty of Twenty-three

C - 37

GRAND TOTALS*																		
VIOLATIONS																		
ATTEMPTS																		
Max. Penalty																		
750.531	Robbery, Bank/Safe/Vault	LIFE																
		ATTEMPTS																
750.531-A	Bank Robbery	LIFE																
		ATTEMPTS																
750.531-B	Safe Breaking	LIFE																
		ATTEMPTS																
750.532	Seduction	5																
		ATTEMPTS																
750.535	Stolen Property - Receiving and	10																
	Concealing	ATTEMPTS																
750.535-A	Stolen Property - Receiving &	5																
	Concealing Over \$100	ATTEMPTS																
750.535-B	Stolen Property - Receiving &	MISD																
	Concealing \$100 or Less	ATTEMPTS																
750.535A	Motor Vehicles - Operating a	10																
	Chop Shop	ATTEMPTS																
750.535A2	Motor Vehicles - Operating a	10																
	Chop Shop	ATTEMPTS																
750.535B	Weapons, Firearms - Receiving &	10																
	Concealing	ATTEMPTS																
750.5352A	Stolen Property - Rec & Conc	10																
	\$20K+	ATTEMPTS																
750.5352B	Rec/Conc Stolen Prop >\$20K	10																
	3rd or Subs	ATTEMPTS																
750.5353A	Stolen Property - Rec & Conc	5																
	Betw \$1K & <\$20K	ATTEMPTS																
750.5353B	Stolen Prop - Rec & Conc Betw \$200	5																
	& <\$1K, 2nd Offense	ATTEMPTS																
750.5354A	Stolen Prop - Rec & Conc Betw	1																
	\$200 & <\$1K	ATTEMPTS																
750.539D	Eavesdropping - Installing Device	2																
		ATTEMPTS																
750.540	Cut, Break, Tap Wire or Cable	2																
		ATTEMPTS																
750.72	Burning Dwelling House	20																
		ATTEMPTS																
750.72-A	Arson - Dwelling House	20																
		ATTEMPTS																

TOTAL	0.5	1	1.5	2	2.5	3	3.5	4	4.5	5	10	15	20	25	>25	LIFE	AVG
50,591	642	3,406	4,127	6,866	2,241	3,888	1,183	2,304	530	3,373	8,684	3,297	2,445	1,289	1,543	4,560	7.1
48,851	548	3,122	3,794	6,498	2,126	3,770	1,115	2,292	528	3,354	8,646	3,280	2,427	1,280	1,538	4,533	7.2
1,527	94	284	333	368	115	118	68	12	2	19	38	17	18	9	5	27	2.5
98			1	1	4	3		10		5	19	19	19	9	4	4	13.3
2					1								1				10.4
225		10	12	12	7	23	4	23	5	29	58	26	11	2	3		7.0
1								1									4.0
68	1	1	2	3	1	13	2	8		4	22	5	3		2	1	6.9
4			1	1		1					1						3.9
1			1														1.5
1			1														1.3
61		11	7	14	3	4	3	2	1	4	5	5			1	1	4.1
6		2	4														1.2
223	7	35	35	69	18	31	11	4		7	5	1					2.2
8	1		3	4													1.5
1						1											3.0
28		4	6	4	2	7				2	2	1					3.1
1		1															0.8
9		5		2		2											1.6
36	1	3	8	10	3	6		4	1								2.2
1	1																0.5
64	3	10	11	18	5	10	3	1		2	1						2.1
4			2	2													1.7
2				1			1										2.7
430	28	148	74	108	24	31	9	6	1	1							1.5
18		2	9	6				1									1.6
3		1	2														1.3
1			1														1.5
2				1	1												1.9
3			2	1													1.6
70	1	4	2	7	1	2	2	9	2	13	15	9	2		1		6.5
1	1																0.5
155		4	13	18	6	20	5	10	8	13	47	9	1		1		5.2
10		1	2	2	2	2	1										2.1

NOTE: Be sure to check for related offense codes when examining a particular type of crime. They may or may not be in sequential order or even on the same page.

C1 2002 Total Prisoner Population by Minimum Term Distribution — All Offenses

Page Twenty-one of Twenty-three

C - 38

GRAND TOTALS*																		
VIOLATIONS																		
ATTEMPTS																		
Max. Penalty																		
750.72-B	Arson - Dwelling House	20																
	ATTEMPTS																	
750.73	Arson - Real Property	10																
	ATTEMPTS																	
750.74	Arson - Personal Property	10																
	ATTEMPTS																	
750.74B	Arson - Personal Property	4																
	Over \$50	ATTEMPTS																
750.741C1	Arson - Real/Personal Property	5																
	Betw \$1K & <\$20K	ATTEMPTS																
750.741D1	Arson - Personal Property	10																
	\$20K+	ATTEMPTS																
750.75	Arson - Insured Property	10																
	ATTEMPTS																	
750.77	Arson - Preparing to Burn	10																
	ATTEMPTS																	
750.77-B	Arson - Prepare to Burn Real or	4																
	Personal Prop >\$50	ATTEMPTS																
750.771C1	Arson - Prepare to Burn Property	5																
	Betw \$1K & <\$20K	ATTEMPTS																
750.771D1	Arson - Prepare to Burn Prop	10																
	\$20K+	ATTEMPTS																
750.81	Assault or Assault and Battery	MISD																
	ATTEMPTS																	
750.81A	Assault - Aggravated	1																
	ATTEMPTS																	
750.81A2	Domestic Violence - Aggravated	1																
	ATTEMPTS																	
750.81A3	Domestic Violence - Aggravated	2																
	2nd Offense	ATTEMPTS																
750.81C2	Assault & Battery - Against FIA	2																
	Employee	ATTEMPTS																
750.81D1	Resist/Obstruct/Assault Peace Officer	2																
	ATTEMPTS																	
750.81D2	Resist/Obstruct/Assault Peace Officer	4																
	Cause Inj	ATTEMPTS																
750.812	Domestic Violence	MISD																
	ATTEMPTS																	

TOTAL	0.5	1	1.5	2	2.5	3	3.5	4	4.5	5	10	15	20	25	>25	LIFE	AVG
50,591	642	3,406	4,127	6,866	2,241	3,888	1,183	2,304	530	3,373	8,684	3,297	2,445	1,289	1,543	4,560	7.1
48,851	548	3,122	3,794	6,498	2,126	3,770	1,115	2,292	528	3,354	8,646	3,280	2,427	1,280	1,538	4,533	7.2
1,527	94	284	333	368	115	118	68	12	2	19	38	17	18	9	5	27	2.5
18		2		2	2	3				4	5						4.3
1				1													2.0
78		7	9	12	4	15	4	5		8	11	1	1			1	3.6
8		2	1	3	1	1											1.7
1										1							5.0
4			1							1	2						4.6
16		3	5	8													1.5
1			1														1.5
3	1		1	1													1.1
1			1														1.3
3				1				1		1							3.5
2	1				1												1.4
3			2	1													1.5
3			1	2													1.8
6			1	2		1					2						4.0
1				1													2.0
8	5	1	1										1				2.9
2	1	1															0.6
1		1															0.8
1			1														1.3
4		1	2	1													1.4
3			3														1.3
11		4	7														1.2
4	1		1	2													1.3
4		1	3														1.1

NOTE: Be sure to check for related offense codes when examining a particular type of crime. They may or may not be in sequential order or even on the same page.

C1 2002 Total Prisoner Population by Minimum Term Distribution—All Offenses

Page Twenty-two of Twenty-three

C - 39

GRAND TOTALS*		
VIOLATIONS		
ATTEMPTS		
Max. Penalty		
750.814	Domestic Violence 2 3rd Offense ATTEMPTS	
750.82	Felonious Assault 4 ATTEMPTS	
750.822	Asslt W/Dangerous Weapon - 4 Weapon-Free School Zone ATTEMPTS	
750.83	Asslt W/Int to Commit Murder LIFE ATTEMPTS	
750.84	Asslt W/Int Gr Bod Hrm Less 10 Murder ATTEMPTS	
750.86	Assault W/Intent to Maim 10 ATTEMPTS	
750.87	Asslt W/Intent to Commit Felony 10 ATTEMPTS	
750.88	Asslt W/Intent to Rob & Steal 15 Unarmed ATTEMPTS	
750.89	Asslt W/Intent to Rob & Steal LIFE Armed ATTEMPTS	
750.90	Sexual Intercourse, Under Pretext 10 Medical Treatment ATTEMPTS	
750.90A	Pregnant Individual - Assault LIFE Causing Miscarriage ATTEMPTS	
750.90CA	Miscarriage - Gross Negligence 15 Against Preg Individual ATTEMPTS	
750.91	Attempt to Murder LIFE ATTEMPTS	
752.191	Felonious Driving 2 ATTEMPTS	
752.541	Riot 10 ATTEMPTS	
752.542A	Riot - Causing in Prison 10 ATTEMPTS	
752.543	Unlawful Assembly 5 ATTEMPTS	
752.796D	Computers-Commit Crime 5 Betw \$1K & <\$20K ATTEMPTS	
752.7973B	Computers-Use to Commit Crime 2 Penalty Betw 1-2 Yr ATTEMPTS	

TOTAL	0.5	1	1.5	2	2.5	3	3.5	4	4.5	5	10	15	20	25	>25	LIFE	AVG
50,591	642	3,406	4,127	6,866	2,241	3,888	1,183	2,304	530	3,373	8,684	3,297	2,445	1,289	1,543	4,560	7.1
48,851	548	3,122	3,794	6,498	2,126	3,770	1,115	2,292	528	3,354	8,646	3,280	2,427	1,280	1,538	4,533	7.2
1,527	94	284	333	368	115	118	68	12	2	19	38	17	18	9	5	27	2.5
94	1	15	43	17	11	2	1	1			3						1.7
937	50	166	185	287	77	87	8	29	2	19	23	1	2			1	2.0
53	4	13	30	4							2						1.4
2			1	1													1.6
1,380	1	3	3	11	4	21	7	15	7	34	369	320	214	114	138	119	16.1
10				1	1						2	3	2	2			14.5
1,531	13	63	72	221	81	204	74	151	32	224	338	35	7	6		10	4.4
44		1	10	15	4	5	4	3	1	1							2.3
5					2					1	2						5.9
17		1		2		1		2	1	1	7	2					6.1
163	1	8	6	25	14	21	5	12		26	38	5			2		4.8
4				2			1			1							3.0
778	1	4	10	31	23	40	18	51	30	91	249	102	64	13	23	28	9.0
9		1	1	1	2							2	1		1	1	7.4
1				1												4	2.0
1													1				20.0
1										1							5.0
21							1	2			11	1		1	1	4	10.2
1												1					10.5
5		1	1	1				2									2.4
1								1									4.0
1			1														1.5
1					1												2.5
1				1													1.9
1						1											2.8

NOTE: Be sure to check for related offense codes when examining a particular type of crime. They may or may not be in sequential order or even on the same page.

C1 2002 Total Prisoner Population by Minimum Term Distribution—All Offenses

Page Twenty-three of Twenty-three

GRAND TOTALS*		
VIOLATIONS		
ATTEMPTS		
Max. Penalty		
752.7973E	Computers-Use to Commit Crime Penalty Betw 10-20 Yr	10 ATTEMPTS
752.811A	Break & Enter - Coin-Operated Device	3 ATTEMPTS
752.861	Weapons - Firearms, Careless Use Causing Injury/Death	2 ATTEMPTS
767A.91B	Prosecutor's Investigative Subpoena - Perjury	LIFE ATTEMPTS
769.12	Habitual Offender Fourth Felony	LIFE ATTEMPTS
800.281	Prisons - Contraband	5 ATTEMPTS
800.2811	Prisons - Furnish Contraband to Prisoner in Prison	5 ATTEMPTS
800.2813	Prisons - Bringing Contraband Into	5 ATTEMPTS
800.2814	Prisons - Prisoner Possessing Contraband	5 ATTEMPTS
800.283	Prisons - Weapons	5 ATTEMPTS
800.2834	Prisons - Prisoner Possessing Weapon	5 ATTEMPTS
801.2622	Jail - Prisoner Possess Weapon	5 ATTEMPTS
801.2631	Jail - Furnish Contraband to Prisoner	5 ATTEMPTS
801.2632	Jails - Prisoner Possessing Contraband	5 ATTEMPTS

TOTAL	0.5	1	1.5	2	2.5	3	3.5	4	4.5	5	10	15	20	25	>25	LIFE	AVG
50,591	642	3,406	4,127	6,866	2,241	3,888	1,183	2,304	530	3,373	8,684	3,297	2,445	1,289	1,543	4,560	7.1
48,851	548	3,122	3,794	6,498	2,126	3,770	1,115	2,292	528	3,354	8,646	3,280	2,427	1,280	1,538	4,533	7.2
1,527	94	284	333	368	115	118	68	12	2	19	38	17	18	9	5	27	2.5
1									1								4.5
10		2	7	1													1.4
7	1	3	1		1						1						2.0
1			1														1.3
12					1											11	2.5
4	1	2		1													1.1
2	2																0.5
1		1															0.8
6	1	1	2	1				1									1.7
1		1															1.0
67	6	28	13	11	2			3			4						1.7
3	1	1	1														0.7
6		3								1	1	1					4.8
84	7	31	11	13	3	9	4	1		1	1	2	1				2.2
10	4	5	1														0.7
2			1	1													1.7
1				1													2.0
1					1												2.3

C - 40

NOTES: Be sure to check for related offense codes when examining a particular type of crime. They may or may not be in sequential order or even on the same page.

Largest minimum term is reported.

Total Prisoner Population includes prisoners in institutions, camps, the SAI - Prison program, and Community Residential Programs.

When minimum terms exceed maximum penalties that may be due to anomalies in criminal justice practices, habitualized offenses, database errors, etc.

Each minimum term category is rounded up from the preceding category (for example the ten-year category includes all minimums longer than five years up to exactly ten years).

Minimum term averages are based on raw data (with life sentences excluded from the calculations).

Source: Corrections Management Information System (CMIS).

*Sentences with Insufficient Information = 213.

C1a 2002 Total Prisoner Population by Minimum Term Distribution— Non-Assaultive Offenses

Page One of Eleven

C - 41

GRAND TOTALS		VIOLATIONS ATTEMPTS		Max. Penalty
19.142	State Property Violations	MISD	ATTEMPTS	
28.2931	State ID Card - Illegal Use	15	ATTEMPTS	
28.729	Sex Offender - Fail to Register	4	ATTEMPTS	
168.933	Election Law - Swear Falsely Under Oath	5	ATTEMPTS	
257.254	MV Code - Intent to Pass False Title	10	ATTEMPTS	
257.257	License Documents/Plates Forgery	5	ATTEMPTS	
257.602	Disobey Police Traffic Order	MISD	ATTEMPTS	
257.617	Fail to Stop at Accident - Serious Impairment/Death Rslt	5	ATTEMPTS	
257.6251-A	Operating - OUIL/Per Se	MISD	ATTEMPTS	
257.6253-A	Operating Impaired	MISD	ATTEMPTS	
257.6256	Operating - OUIL/Per Se 3rd (Felony)	5	ATTEMPTS	
257.6256B	Operating - OUIL/Per Se/OWI - 2nd Offense	1	ATTEMPTS	
257.6256D	Operating - OUIL/Per Se/OWI - 3rd Offense	5	ATTEMPTS	
257.6257A1	Operating OUIL/Occupant < 16	1	ATTEMPTS	
257.6257A2	Operating OUIL/Occupant < 16, 2nd Offense	5	ATTEMPTS	
257.903	Motor Vehicle Code, False Certification	5	ATTEMPTS	
257.9041C	Operate - Allow Suspend/Revoke to Operate - 2nd Offense	1	ATTEMPTS	
400.602-B	Welfare Fraud - Fail to Inform \$500 or More	4	ATTEMPTS	
432.2182	Gambling Activity-Felony Violations	10	ATTEMPTS	

TOTAL	0.5	1	1.5	2	2.5	3	3.5	4	4.5	5	10	15	20	25	>25	LIFE	AVG
12,341	328	1,477	2,033	3,591	989	1,358	435	527	79	581	715	129	46	11	17	25	2.7
11,749	283	1,366	1,867	3,443	949	1,306	417	524	79	576	712	128	46	11	17	25	2.7
592	45	111	166	148	40	52	18	3		5	3	1					1.7
1	1																0.2
2	1	1															0.6
49	2	13	14	11	3	4		1			1						1.6
4		1	3														1.1
1		1															1.0
14		1	3	3	1	1	1	1			1	2					4.3
4	1	2				1											1.3
1				1													2.0
32		3	3	11	3	7	2	1			2						2.7
66	2	10	13	25	5	6	1	1	1	1			1				2.1
3				2		1											2.2
6			2	1	1			2									2.5
3	1			2													1.4
1,338	4	101	307	453	164	145	87	34	3	24	15	1					2.1
2				2													1.9
1				1													1.7
16	1	1	9	4	1												1.5
6		1	2	2			1										1.8
2				1				1									3.0
2	1				1												1.3
1			1														1.2
1											1						7.0

NOTE: Be sure to check for related offense codes when examining a particular type of crime. They may or may not be in sequential order or even on the same page.

C1a 2002 Total Prisoner Population by Minimum Term Distribution— Non-Assaultive Offenses

Page Two of Eleven

C - 42

GRAND TOTALS		
VIOLATIONS		
ATTEMPTS		
Max. Penalty		
436.1203	Alcohol - Sale/Deliver/Import w/o License	1 ATTEMPTS
500.45111	Insurance - Fraudulent Acts	4 ATTEMPTS
500.45112	Insurance Fraud - Conspiracies	10 ATTEMPTS
570.152	Contractor - Fraudulent Use of Building Contract Fund	3 ATTEMPTS
750.110	Breaking & Entering	10 ATTEMPTS
750.110-A	Break & Enter - Unoccup. Bldg. w/Intent	10 ATTEMPTS
750.110-B	Break & Enter Occup Bldg. w/Intent	15 ATTEMPTS
750.110A3	Home Invasion - 2nd Degree	15 ATTEMPTS
750.110A4	Home Invasion - 3rd Degree	5 ATTEMPTS
750.111	Entering w/o Breaking	5 ATTEMPTS
750.115	Illegal Entry (w/o Owners Permission)	MISD ATTEMPTS
750.116	Possession of Burglars Tools	10 ATTEMPTS
750.117	Bribery of Public Officer	4 ATTEMPTS
750.1227A	Witness - Bribe/Intimidate/Interfere	4 ATTEMPTS
750.131	Check - Non-Sufficient Funds	2 ATTEMPTS
750.131A	Checks w/o Account or w/o Suff Funds	2 ATTEMPTS
750.131A1	Check - No Account	2 ATTEMPTS
750.131A2	Check - 3 Non-Sufficient Funds Within 10 Days	2 ATTEMPTS
750.1313C	Check - Non-Sufficient Funds - \$500 or More	2 ATTEMPTS

TOTAL	0.5	1	1.5	2	2.5	3	3.5	4	4.5	5	10	15	20	25	>25	LIFE	AVG
12,341	328	1,477	2,033	3,591	989	1,358	435	527	79	581	715	129	46	11	17	25	2.7
11,749	283	1,366	1,867	3,443	949	1,306	417	524	79	576	712	128	46	11	17	25	2.7
592	45	111	166	148	40	52	18	3		5	3	1					1.7
1		1															1.0
5		2	1			1					1						2.4
1			1														1.5
2			1	1													1.6
1,739	21	110	195	336	137	262	87	134	12	147	203	48	29	6	7	5	4.0
125	5	23	22	32	13	17	5	2		3	2	1					2.1
77		6	4	10	6	16	6	4	2	7	12	3	1				4.3
6		1	3			1					1						2.4
108	1	1	5	9	6	10		16		8	36	14	1		1		6.6
5			2			3											2.4
1,360	6	47	92	240	132	223	70	136	33	147	214	15	3		1	1	3.7
79		7	15	32	9	11	3			2							2.0
80		8	17	30	13	6	3	2		1							2.0
4	1	1	1	1													0.9
72	1	15	15	15	7	9	2			3	5						2.4
3		2		1													1.2
2						1				1							4.0
34		2	5	9	2	4	1	1		4	3	1	1			1	3.8
2				1			1										2.6
1		1															1.0
1			1														1.3
1				1													1.9
1	1																0.5
4			2			2											2.1
23		5	11	5	1	1											1.4
13		5	5			3											1.5
6			4			2											1.8

NOTE: Be sure to check for related offense codes when examining a particular type of crime. They may or may not be in sequential order or even on the same page.

C1a 2002 Total Prisoner Population by Minimum Term Distribution— Non-Assaultive Offenses

Page Three of Eleven

C - 43

GRAND TOTALS		
VIOLATIONS		
ATTEMPTS		
Max. Penalty		
750.145D2	Computers-Commit Proscribed Conduct	20 ATTEMPTS
750.145D2B	Computers-Commit Crime w/Term betw 1 - 2 Years	2 ATTEMPTS
750.147B	Ethnic Intimidation	2 ATTEMPTS
750.157A	Conspiracy	5 ATTEMPTS
750.157B3	Solicit to Commit Felony	5 ATTEMPTS
750.157N	Financial Transaction Device, Steal/ Retain/Poss	4 ATTEMPTS
750.157N1	Financial Transaction Device - Steal/ Retain w/o Consent	4 ATTEMPTS
750.157N2	Financial Transaction Device - Poss Fraudulent One	4 ATTEMPTS
750.157P	Financial Transaction Device - Poss w/Intent to Use/Sell	4 ATTEMPTS
750.157Q	Financial Transaction Device - Illegal Sale/Use	4 ATTEMPTS
750.157R	Financial Transaction Device - Forge/Alter/Counterfeiting	4 ATTEMPTS
750.157U	Financial Transaction Device - Overcharging	4 ATTEMPTS
750.157V	Financial Transaction Device - False ID	4 ATTEMPTS
750.157W	Financial Trans Device - Fraudulent Withdrawals/Transfers	10 ATTEMPTS
750.157W1C1	Financial Trans Device-Fraud Betw \$1K & <\$20K	5 ATTEMPTS
750.15911	Criminal Enterprise - Conducting	20 ATTEMPTS
750.15912	Criminal Enterprise - Acquire/ Maintain	20 ATTEMPTS
750.15914-A	Criminal Enterprise - Conspiracy	20 ATTEMPTS
750.160	Dead Bodies - Disinterment & Mutilation	10 ATTEMPTS

TOTAL	0.5	1	1.5	2	2.5	3	3.5	4	4.5	5	10	15	20	25	>25	LIFE	AVG
12,341	328	1,477	2,033	3,591	989	1,358	435	527	79	581	715	129	46	11	17	25	2.7
11,749	283	1,366	1,867	3,443	949	1,306	417	524	79	576	712	128	46	11	17	25	2.7
592	45	111	166	148	40	52	18	3		5	3	1					1.7
5			2	1					1		1						3.0
1						1											2.7
1			1														1.3
4												1			1	2	32.5
1			1														1.5
3	1		1		1												1.5
63	3	15	19	13	6	3		2			2						1.7
1			1														1.3
7	2		1	2						1	1						2.3
16		5	3	2	3	2		1									1.8
2	1		1														0.7
26		4	5	8	4	3		1		1							2.0
1			1														1.3
2	1	1															0.6
1			1														1.3
4			1	1		2											2.2
1						1											2.7
3			2	1													1.6
23			1			1	2	2	1	4	5	6	1				7.8
1						1											3.0
1							1										3.3
2				1								1					7.6

NOTE: Be sure to check for related offense codes when examining a particular type of crime. They may or may not be in sequential order or even on the same page.

C1a 2002 Total Prisoner Population by Minimum Term Distribution— Non-Assaultive Offenses

Page Four of Eleven

C - 44

GRAND TOTALS		
VIOLATIONS		
ATTEMPTS		
Max. Penalty		
750.161	Desertion & Non-Support	3
ATTEMPTS		
750.165	Refusing to Support Spouse or Children	4
ATTEMPTS		
750.167	Disorderly Person	MISD
ATTEMPTS		
750.174	Embezzle - Agt, Serv, Emp, Trustee	10
ATTEMPTS		
750.174-B	Embezzlement - Agent or Trustee Over \$100	10
ATTEMPTS		
750.1744A	Embezzlement - Agent or Trustee Betw \$1K and <\$20K	5
ATTEMPTS		
750.1744B	Embezzle - Agent or Trustee -Betw \$200 & <\$1K, 2nd Off	5
ATTEMPTS		
750.1745A	Embezzlement - Agent or Trustee \$20K or More	10
ATTEMPTS		
750.175	Embezzle - Public Officer, Agent, Servant Over \$50	10
ATTEMPTS		
750.176	Embezzle - Administrator/Executor/ Guardian	10
ATTEMPTS		
750.181	Embezzlement - Jointly Held Property	10
ATTEMPTS		
750.183	Aid Escape of & Rescue Prisoner	7
ATTEMPTS		
750.186A	Escape from Juvenile Facility	4
ATTEMPTS		
750.188	Escape - Allowed by Officer/ Guard	LIFE
ATTEMPTS		
750.193	Break, Escape or Attempt to Break, Escape Prison	5
ATTEMPTS		
750.195	Escape - From Jail Sentence	4
ATTEMPTS		
750.1952	Escape - From Felony Jail Sentence	4
ATTEMPTS		
750.197	Break Esc Jail While Awaiting Trial	4
ATTEMPTS		
750.197A	Break, Escape Custody	1
ATTEMPTS		

TOTAL	0.5	1	1.5	2	2.5	3	3.5	4	4.5	5	10	15	20	25	>25	LIFE	AVG
12,341	328	1,477	2,033	3,591	989	1,358	435	527	79	581	715	129	46	11	17	25	2.7
11,749	283	1,366	1,867	3,443	949	1,306	417	524	79	576	712	128	46	11	17	25	2.7
592	45	111	166	148	40	52	18	3		5	3	1					1.7
4			1	3													1.8
2		2															1.0
19			5	10		4											1.9
8			8														1.2
1	1																0.3
9	1	1	1	3				1		2							2.5
48		3	11	10	4	9			1	8	2						2.7
6		1	2	2	1												1.6
35	2	1	11	17	1	2	1										1.7
2			1	1													1.7
17		1	4	4	1	3			2	1	1						2.7
1				1													2.0
1									1								4.5
2			1									1					4.2
1								1									4.0
1						1											3.0
11			6	3	1	1											1.7
1			1														1.5
1											1						6.0
240	17	92	40	54	13	7	5	3		1	6	1	1				1.7
6	1	3	1				1										1.2
1		1															1.0
24		5	7	7	3	1		1									1.8
2				1		1											2.5
1			1														1.5

NOTE: Be sure to check for related offense codes when examining a particular type of crime. They may or may not be in sequential order or even on the same page.

C1a 2002 Total Prisoner Population by Minimum Term Distribution— Non-Assaultive Offenses

Page Five of Eleven

C - 45

GRAND TOTALS			
VIOLATIONS			
ATTEMPTS			
Max. Penalty			
750.1972	Escape - Awaiting Trial for Felony	4	
ATTEMPTS			
750.199A	Absconding or Forfeiting Bond	4	
ATTEMPTS			
750.217	Disguise w/Int to Obstruct Law	1	
Enforcement			
ATTEMPTS			
750.218	False Pretenses w/Int to Defraud	10	
ATTEMPTS			
750.218A	False Pretenses - \$100 or Less, 4th	1	
ATTEMPTS			
750.218-B	False Pretenses - Over \$100	10	
ATTEMPTS			
750.2183A	False Pretenses - Betw \$200 & <\$1K	1	
ATTEMPTS			
750.2184A	False Pretenses - \$1,000 or More,	5	
Less Than \$20,000			
ATTEMPTS			
750.2185A	False Pretenses - \$20K or More	10	
ATTEMPTS			
750.219A2C1	Telephone - Avoid Payment	5	
Betw \$1K & <\$20K			
ATTEMPTS			
750.224	Weapons, Dangerous Weapon	5	
Sale/Poss			
ATTEMPTS			
750.224A	Weapon, Taser, Poss or Sale	4	
ATTEMPTS			
750.224B	Weapon, Short-Barrel Shotgun/	5	
Rifle			
ATTEMPTS			
750.224F	Weapon-Firearm, Poss by Felon	5	
ATTEMPTS			
750.2241-A	Weapon, Dangerous Weapon -	5	
Misc			
ATTEMPTS			
750.2241-B	Weapon, Dangerous Weapon -	5	
Gas Eject Dev			
ATTEMPTS			
750.226	Carry Weapon W/Unlawful Intent	5	
ATTEMPTS			
750.227	Carrying Concealed Weapons	5	
ATTEMPTS			
750.227B	Felony Firearm	10	
ATTEMPTS			

TOTAL	0.5	1	1.5	2	2.5	3	3.5	4	4.5	5	10	15	20	25	>25	LIFE	AVG
12,341	328	1,477	2,033	3,591	989	1,358	435	527	79	581	715	129	46	11	17	25	2.7
11,749	283	1,366	1,867	3,443	949	1,306	417	524	79	576	712	128	46	11	17	25	2.7
592	45	111	166	148	40	52	18	3		5	3	1					1.7
17	1	2	7			2	1	2		2							2.3
27		2	7	5	4	6	1			1	1						2.4
3		1	2														1.1
1			1														1.5
9		1		2	1	1		1		1	1	1					4.5
1		1															1.0
72	2	3	5	8	7	12	3	7		12	12				1		4.1
5		1		2	1		1										2.1
1								1									3.8
32		4	7	9	3	5	3			1							2.1
3		2		1													1.1
7				3	1	1		1		1							2.8
1		1															1.0
1	1																0.5
2	1			1													1.2
1			1														1.5
1		1															0.9
22	1	5	2	3	4	4		1		1					1		3.1
2	2																0.1
321	54	59	41	84	31	15	2	8	1	8	11	5		1	1		2.2
6	2	1	1	2													1.0
9			3	5	1												1.8
1		1															1.0
25		1	4	8	1	1	3	2			3	1				1	3.4
2				2													1.8
372	20	64	85	99	27	38	14	4	3	7	4	2	3	1		1	2.2
28	4	2	10	10	2												1.3
164				151	1					12							2.2
3				3													2.0

NOTE: Be sure to check for related offense codes when examining a particular type of crime. They may or may not be in sequential order or even on the same page.

C1a 2002 Total Prisoner Population by Minimum Term Distribution— Non-Assaultive Offenses

Page Six of Eleven

C - 46

GRAND TOTALS		
VIOLATIONS		
ATTEMPTS		
Max. Penalty		
750.227B-A	Weapons - Felony Firearm	2
	ATTEMPTS	
750.227B-B	Weapons - Felony Firearm -	5
	2nd Offense	
	ATTEMPTS	
750.227C	Poss of Loaded Firearm in Vehicle	2
	ATTEMPTS	
750.230	Weapons - Firearms, Altering	2
	ID Marks	
	ATTEMPTS	
750.237A1	Weapon-Free School Zone -	5
	General Felony	
	ATTEMPTS	
750.248	Forgery of Records, Other	14
	Instruments	
	ATTEMPTS	
750.248A	Financial Transaction Device -	4
	Utter & Publish	
	ATTEMPTS	
750.249	Uttering & Publishing	14
	ATTEMPTS	
750.250	Forgery of State Warrant	7
	ATTEMPTS	
750.251	Forgery of Bank Bills/Promisory	7
	Notes	
	ATTEMPTS	
750.253	Uttering & Publishing Counterfeit	5
	Bills or Notes	
	ATTEMPTS	
750.254	Forged Bills, Notes, Possession w/Int	5
	to Utter & Publish	
	ATTEMPTS	
750.255	Counterfeiting - Possession of Tools	10
	ATTEMPTS	
750.259	Counterfeiting - Affix Fictitious	14 mo
	Signature	
	ATTEMPTS	
750.260	Counterfeiting - Coins/Poss of	LIFE
	More than 5	
	ATTEMPTS	
750.280	Gross Frauds & Cheats at	10
	Common Law	
	ATTEMPTS	
750.285	Obtain Personal Identity Info	5
	w/o Permission	
	ATTEMPTS	
750.300A1C	Food Stamps - Fraud Over \$1,000	10
	ATTEMPTS	
750.356	Larceny	10
	ATTEMPTS	

TOTAL	0.5	1	1.5	2	2.5	3	3.5	4	4.5	5	10	15	20	25	>25	LIFE	AVG
12,341	328	1,477	2,033	3,591	989	1,358	435	527	79	581	715	129	46	11	17	25	2.7
11,749	283	1,366	1,867	3,443	949	1,306	417	524	79	576	712	128	46	11	17	25	2.7
592	45	111	166	148	40	52	18	3		5	3	1					1.7
672				668						4							2.0
2		1		1													1.5
8										8							5.0
1																1	
1		1															1.0
2			2														1.4
95		6	19	25	5	11	1	5		9	13	1					3.2
7			1	3		1	2										2.4
1		1															1.0
734	7	80	150	177	72	68	19	44	4	59	48	5	1				2.7
82	7	15	24	13	9	10	4										1.7
2				2													2.0
3			1					2									3.1
6		1	1	2	1		1										2.0
1			1														1.3
1						1											3.0
1			1														1.5
1						1											2.4
2		1		1													1.5
1			1														1.3
6			3	3													1.7
1	1																0.5
28	2	5	3	6	2	4				2	2	1		1			3.5
3	1	2															0.7

NOTE: Be sure to check for related offense codes when examining a particular type of crime. They may or may not be in sequential order or even on the same page.

C1a 2002 Total Prisoner Population by Minimum Term Distribution— Non-Assaultive Offenses

Page Seven of Eleven

C - 47

GRAND TOTALS		
	VIOLATIONS	
	ATTEMPTS	
	Max. Penalty	
750.356-A	Larceny - Over \$100	5
	ATTEMPTS	
750.356A	Larceny, Motor Vehicle	10
	ATTEMPTS	
750.356A-A	Larceny - From a Motor Vehicle	5
	ATTEMPTS	
750.356A-B	Breaking and Entering - A Vehicle	5
	Steal Prop. Over \$5	ATTEMPTS
750.356A-C	Breaking and Entering - A Vehicle	5
	(with Damage)	ATTEMPTS
750.356A1	Larceny - From a Motor Vehicle	5
	ATTEMPTS	
750.356A2A	Breaking and Entering - A	MISD
	Vehicle Steal Prop. <\$200	ATTEMPTS
750.356A2B1	B&E Vehicle - Steal Betw \$200-1000	1
	ATTEMPTS	
750.356A2C1	Breaking and Entering - A Vehicle	5
	Steal Prop. \$1K - <\$20K	ATTEMPTS
750.356A2C2	B&E Vehicle - Steal Betw \$200-1000	5
	2nd Offense	ATTEMPTS
750.356A2D1	Breaking and Entering - A Vehicle	10
	Steal Prop. \$20K+	ATTEMPTS
750.356A3	Breaking and Entering - A Vehicle	5
	(with Damage)	ATTEMPTS
750.356B	B & E Coin Operated Telephone	4
	ATTEMPTS	
750.356C	Retail Fraud - 1st Degree	5
	ATTEMPTS	
750.356D	Retail Fraud - 2nd Degree	1
	ATTEMPTS	
750.3562A	Larceny - \$20,000 or More	10
	ATTEMPTS	
750.3563A	Larceny - \$1,000 Or More But	5
	Less Than \$20,000	ATTEMPTS
750.3563B	Larceny - \$200 Or More But Less	5
	Than \$1,000 - 2nd Offense	ATTEMPTS
750.357	Larceny from Person	10
	ATTEMPTS	

TOTAL	0.5	1	1.5	2	2.5	3	3.5	4	4.5	5	10	15	20	25	>25	LIFE	AVG
12,341	328	1,477	2,033	3,591	989	1,358	435	527	79	581	715	129	46	11	17	25	2.7
11,749	283	1,366	1,867	3,443	949	1,306	417	524	79	576	712	128	46	11	17	25	2.7
592	45	111	166	148	40	52	18	3		5	3	1					1.7
56	1	7	7	15	6	12	3	3		1		1					2.4
4	1	1	1	1													1.1
25	3	4	2	3	4	4	1		1	1	1				1		3.5
1	1																0.3
10			1	6	1	2											2.2
1	1																0.5
65	2	11	11	14	9	9	2	3	0	3	1	0	0	0	0	0	2.1
3	0	0	0	1	1	1	0	0	0	0	0	0	0	0	0	0	2.4
21	0	4	6	3	1	2	2	2	0	1	0	0	0	0	0	0	
56	2	15	18	16	2	2					1						1.5
7	1	1	3	2													1.2
2				1			1										2.6
1		1															1.0
10		1	3	3	2	1											1.9
2				2													1.7
1										1							4.8
65	5	17	23	10		4	5	1									1.5
7	2	1	3	1													1.0
3		1	2														1.1
467	20	125	112	120	33	33	6	5		4	9						1.7
8		4	3	1													1.2
2			1		1												1.9
7				1	2	2	1			1							3.0
1					1												2.5
39		8	9	10	6	3		3									1.9
5		1	1	2	1												1.6
5		1			2	1		1									2.5
422	8	29	43	97	30	75	17	35	5	37	41	4	1				3.2
29	1	6	7	8	1	5	1										1.7

NOTE: Be sure to check for related offense codes when examining a particular type of crime. They may or may not be in sequential order or even on the same page.

C1a 2002 Total Prisoner Population by Minimum Term Distribution— Non-Assaultive Offenses

Page Eight of Eleven

C - 48

		GRAND TOTALS
		VIOLATIONS
		ATTEMPTS
		Max. Penalty
750.357B	Firearms, Stealing of Another	5
		ATTEMPTS
750.360	Larceny in Building	4
		ATTEMPTS
750.362	Larceny By Conversion	10
		ATTEMPTS
750.362-A	Larceny - By Conversion	5
		Over \$100
		ATTEMPTS
750.362A	Fail to Return Rented Property	10
		ATTEMPTS
750.362AA	Failure to Return Rented Property	2
		Over \$100
		ATTEMPTS
750.362A3A	Failure to Return Rented Property	5
		Betw \$1K & <\$20K
		ATTEMPTS
750.3622A	Larceny by Conversion \$20K+	10
		ATTEMPTS
750.3623A	Larceny - By Conversion Betw \$1K	5
		and <\$20K
		ATTEMPTS
750.3633A	Larceny by False Personation	5
		Betw \$1K & <\$20K
		ATTEMPTS
750.377A	Malicious Destruction of Personal	10
		Property
		ATTEMPTS
750.377AA	Malicious Destruction of Personal	4
		Property Over \$100
		ATTEMPTS
750.377A1A1	Malicious Destruction of Personal	10
		Property \$20K+
		ATTEMPTS
750.377A1B	Malicious Dest of Prop 2nd or Subs.	5
		ATTEMPTS
750.377A1B1	Mal Destr. of Personal Property	5
		Betw \$1K & <\$20K
		ATTEMPTS
750.380	Malicious Destruction of Building	10
		ATTEMPTS
750.380A	Malicious Destruction of Building	4
		Over \$100
		ATTEMPTS
750.3803A	Malicious Destruction of Building	5
		Betw \$1K & <\$20K
		ATTEMPTS
750.3821C1	Malicious Destr. - Trees, etc.	5
		Betw \$1K & <\$20K
		ATTEMPTS

TOTAL	0.5	1	1.5	2	2.5	3	3.5	4	4.5	5	10	15	20	25	>25	LIFE	AVG
12,341	328	1,477	2,033	3,591	989	1,358	435	527	79	581	715	129	46	11	17	25	2.7
11,749	283	1,366	1,867	3,443	949	1,306	417	524	79	576	712	128	46	11	17	25	2.7
592	45	111	166	148	40	52	18	3		5	3	1					1.7
19		1	6	6		3	2			1							2.1
291	10	46	86	69	25	40	1	7		3	4						1.9
30	2	11	17														1.1
3		1		1										1			9.3
2	1	1															0.7
24		5	4	6	3	2	1	1		2							2.2
2		1		1													1.5
4			1			1					1	1					7.3
1			1														1.3
1						1											3.0
1	1																0.3
6				2	1	1		1			1						3.1
1			1														1.3
21		3	7	5		5	1										1.9
1		1															1.0
1					1												2.5
19		4	3	8	3		1										1.8
22	1	4	3	4	1	6		2		1							2.1
1	1																0.3
1						1											3.0
1	1																0.3
34		4	12	11	2	3	1			1							1.8
1				1													1.7
4		1		2						1							2.5
2		2															1.0
14	2	2	1	4	3	2											1.7
15		3	3	5	1	2	1										1.9
1			1														1.5

NOTE: Be sure to check for related offense codes when examining a particular type of crime. They may or may not be in sequential order or even on the same page.

C1a 2002 Total Prisoner Population by Minimum Term Distribution— Non-Assaultive Offenses

Page Nine of Eleven

C - 49

GRAND TOTALS		
VIOLATIONS		
ATTEMPTS		
Max. Penalty		
750.3872	Malicious Destr. Tombs/Memorials	5
ATTEMPTS		
750.411A1B	False Report of a Felony	4
ATTEMPTS		
750.411A2	False Bomb Threat	10
ATTEMPTS		
750.411A3A	False Report/Threat - Bomb, Harmful	4
Materials		
ATTEMPTS		
750.411N	Money Laundering - 2nd Degree	10
ATTEMPTS		
750.413	Unlawfully Driving Away an	5
Automobile		
ATTEMPTS		
750.414	Unlawful Use Auto w/o Intent	2
to Steal		
ATTEMPTS		
750.4152	MV Conceal or Misrep ID w/Intent	4
to Misdemeanor (Felony)		
ATTEMPTS		
750.417	MV - Mortgaged, Unlawful Removal	4
From State		
ATTEMPTS		
750.422	Perjury, Court Proceeding	15
ATTEMPTS		
750.424	Perjury - Subornation	15
ATTEMPTS		
750.425	Incite or Procure to Commit	5
Perjury		
ATTEMPTS		
750.451	Prostitution	2
ATTEMPTS		
750.451-B	Prostitution - 3rd Offense	2
ATTEMPTS		
750.49-B	Animals, Attending Fight	4
ATTEMPTS		
750.50B	Animals, Killing/Torturing	4
ATTEMPTS		
750.505	Common Law Offense, No Express	5
Penalty		
ATTEMPTS		
750.505-A	Obstruction of Justice	5
ATTEMPTS		
750.505-B	Accessory After the Fact to Felony	5
ATTEMPTS		

TOTAL	0.5	1	1.5	2	2.5	3	3.5	4	4.5	5	10	15	20	25	>25	LIFE	AVG
12,341	328	1,477	2,033	3,591	989	1,358	435	527	79	581	715	129	46	11	17	25	2.7
11,749	283	1,366	1,867	3,443	949	1,306	417	524	79	576	712	128	46	11	17	25	2.7
592	45	111	166	148	40	52	18	3		5	3	1					1.7
1		1															1.0
15	1	5	2	4	1	2											1.6
4				1	1	1					1						4.3
5			3			1			1								2.3
1			1														1.5
479	7	55	88	154	53	59	20	12	2	8	18	2				1	2.3
20	2		7	9	1	1											1.5
46	2	12	26	5						1							1.3
6			1	3		1		1									2.3
1				1													2.0
10			1	1		1	1			1	4				1		7.5
1						1											3.0
1											1						10.0
1											1						10.0
1		1															0.8
14		4	10														1.2
1				1													2.0
8			3	3	2												1.9
4					1								1		2		23.1
7				3	2			1	1								2.6
2			1			1											2.1
26		2	3	8	4	5	1			1		1	1				3.3

NOTE: Be sure to check for related offense codes when examining a particular type of crime. They may or may not be in sequential order or even on the same page.

C1a 2002 Total Prisoner Population by Minimum Term Distribution— Non-Assaultive Offenses

Page Ten of Eleven

C - 50

GRAND TOTALS VIOLATIONS ATTEMPTS		Max. Penalty
750.535	Stolen Property - Receiving and Concealing	10 ATTEMPTS
750.535-A	Stolen Property - Receiving & Concealing Over \$100	5 ATTEMPTS
750.535-B	Stolen Property - Receiving & Concealing \$100 or Less	MISD ATTEMPTS
750.535A	Motor Vehicles - Operating a Chop Shop	10 ATTEMPTS
750.535A2	Motor Vehicles - Operating a Chop Shop	10 ATTEMPTS
750.535B	Weapons, Firearms - Receiving & Concealing	10 ATTEMPTS
750.5352A	Stolen Property - Rec & Conc \$20K+	10 ATTEMPTS
750.5352B	Rec/Conc Stolen Prop >\$20K 3rd or Subs	10 ATTEMPTS
750.5353A	Stolen Property - Rec & Conc Betw \$1K & <\$20K	5 ATTEMPTS
750.5353B	Stolen Prop - Rec & Conc Betw \$200 & <\$1K, 2nd Offense	5 ATTEMPTS
750.5354A	Stolen Prop - Rec & Conc Betw \$200 & <\$1K	1 ATTEMPTS
750.539D	Eavesdropping - Installing Device	2 ATTEMPTS
750.540	Cut, Break, Tap Wire or Cable	2 ATTEMPTS
752.543	Unlawful Assembly	5 ATTEMPTS
752.796D	Computers-Commit Crime Betw \$1K & <\$20K	5 ATTEMPTS
752.7973B	Computers-Use to Commit Crime Penalty Betw 1-2 Yr	2 ATTEMPTS
752.7973E	Computers-Use to Commit Crime Penalty Betw 10-20 Yr	10 ATTEMPTS
752.811A	Break & Enter - Coin-Operated Device	3 ATTEMPTS
767A.91B	Prosecutor's Investigative Subpoena - Perjury	LIFE ATTEMPTS

TOTAL	0.5	1	1.5	2	2.5	3	3.5	4	4.5	5	10	15	20	25	>25	LIFE	AVG
12,341	328	1,477	2,033	3,591	989	1,358	435	527	79	581	715	129	46	11	17	25	2.7
11,749	283	1,366	1,867	3,443	949	1,306	417	524	79	576	712	128	46	11	17	25	2.7
592	45	111	166	148	40	52	18	3		5	3	1					1.7
61		11	7	14	3	4	3	2	1	4	5	5			1	1	4.1
6		2	4														1.2
223	7	35	35	69	18	31	11	4		7	5	1					2.2
8	1		3	4													1.5
1						1											3.0
28		4	6	4	2	7				2	2	1					3.1
1		1															0.8
9		5		2		2											1.6
36	1	3	8	10	3	6		4	1								2.2
1	1																0.5
64	3	10	11	18	5	10	3	1		2	1						2.1
4			2	2													1.7
2				1			1										2.7
430	28	148	74	108	24	31	9	6	1	1							1.5
18		2	9	6				1									1.6
3		1	2														1.3
1			1														1.5
2				1	1												1.9
3			2	1													1.6
1					1												2.5
1				1													1.9
1						1											2.8
1									1								4.5
10		2	7	1													1.4
1			1														1.3

NOTE: Be sure to check for related offense codes when examining a particular type of crime. They may or may not be in sequential order or even on the same page.

C1a 2002 Total Prisoner Population by Minimum Term Distribution — Non-Assaultive Offenses

Page Eleven of Eleven

C-51

GRAND TOTALS		
VIOLATIONS		
ATTEMPTS		
Max. Penalty		
769.12	Habitual Offender Fourth Felony	LIFE ATTEMPTS
800.281	Prisons - Contraband	5 ATTEMPTS
800.2811	Prisons - Furnish Contraband to Prisoner in Prison	5 ATTEMPTS
800.2813	Prisons - Bringing Contraband Into	5 ATTEMPTS
800.2814	Prisons - Prisoner Possessing Contraband	5 ATTEMPTS
800.283	Prisons - Weapons	5 ATTEMPTS
800.2834	Prisons - Prisoner Possessing Weapon	5 ATTEMPTS
801.2622	Jail - Prisoner Possess Weapon	1 ATTEMPTS
801.2631	Jail - Furnish Contraband to Prisoner	1 ATTEMPTS
801.2632	Jails - Prisoner Possessing Contraband	5 ATTEMPTS

TOTAL	0.5	1	1.5	2	2.5	3	3.5	4	4.5	5	10	15	20	25	>25	LIFE	AVG
12,341	328	1,477	2,033	3,591	989	1,358	435	527	79	581	715	129	46	11	17	25	2.7
11,749	283	1,366	1,867	3,443	949	1,306	417	524	79	576	712	128	46	11	17	25	2.7
592	45	111	166	148	40	52	18	3		5	3	1					1.7
12					1											11	2.5
4	1	2		1													1.1
2	2																0.5
1		1															0.8
6	1	1	2	1				1									1.7
1		1															1.0
67	6	28	13	11	2			3			4						1.7
3	1	1	1														0.7
6		3								1	1	1					4.8
84	7	31	11	13	3	9	4	1		1	1	2	1				2.2
10	4	5	1														0.7
2			1	1													1.7
1				1													2.0
1					1												2.3

NOTES: Be sure to check for related offense codes when examining a particular type of crime. They may or may not be in sequential order or even on the same page.

Largest minimum term is reported.

Total Prisoner Population includes prisoners in institutions, camps, the SAI - Prison program, and Community Residential Programs.

When minimum terms exceed maximum penalties that may be due to anomalies in criminal justice practices, habitualized offenses, database errors, etc.

Each minimum term category is rounded up from the preceding category (for example the ten-year category includes all minimums longer than five years up to exactly ten years).

Minimum term averages are based on raw data (with life sentences excluded from the calculations).

Source: Corrections Management Information System (CMIS).

GRAND TOTALS		
VIOLATIONS		
ATTEMPTS		
Max. Penalty		
333.73413	Controlled Sub, Imitation Mfg. or Distribution	2 ATTEMPTS
333.7401	Contr. Sub, Mfg, Del, Poss	LIFE ATTEMPTS
333.7401B3A	Controlled Sub, Mfg, Del, Poss	7 ATTEMPTS
333.7401C2A	Controlled Sub - Operate/Maintain A Lab	10 ATTEMPTS
333.7401C2B	Contr. Sub. - Operate Lab Near Minor	20 ATTEMPTS
333.7401C2C	Controlled Sub, Op/Maintain Lab Involve Hazardous Waste	20 ATTEMPTS
333.7401C2D	Controlled Sub - Manufac Near Church/School	20 ATTEMPTS
333.7401C2E	Controlled Sub, Op/Maintain Lab Involve Firearm	25 ATTEMPTS
333.74011	Controlled Sub, Mfg, Del, Poss or Prescribe	LIFE ATTEMPTS
333.74012A	Controlled Sub, Mfg, Del, Poss (Narcotic or Cocaine)	LIFE ATTEMPTS
333.74012A1	Controlled Sub, Mfg, Del, Poss - 650 or More Grams	LIFE ATTEMPTS
333.74012A2	Controlled Sub, Mfg, Del, Poss 225-649g	30 ATTEMPTS
333.74012A3	Controlled Sub, Mfg, Del, Poss 50-224g	20 ATTEMPTS
333.74012A4	Controlled Sub, Mfg, Del, Poss <50 Grams	20 ATTEMPTS
333.74012B	Contr. Sub, Mfg, Del, Poss, Sch 1-3, Methamphetamine	20 ATTEMPTS
333.74012B-A	Contr. Sub, Mfg, Del, Poss (Sch 1,2,3 ex Marij & Cocaine)	7 ATTEMPTS
333.74012BB	Contr. Sub, Mfg, Del, Poss (Subs add Sch 1,2,3 by Rule)	7 ATTEMPTS
333.74012B1	Controlled Sub, Mfg, Del, Poss Methamphetamine	20 ATTEMPTS
333.74012C	Contr. Sub, Mfg, Del, Poss, (Sch 4, or Added by Rule)	4 ATTEMPTS

TOTAL	0.5	1	1.5	2	2.5	3	3.5	4	4.5	5	10	15	20	25	>25	LIFE	AVG
5,485	150	1,013	725	909	237	432	51	192	23	341	882	159	159	10	14	188	4.1
5,274	118	928	697	881	229	420	49	191	23	338	873	158	158	10	13	188	4.2
211	32	85	28	28	8	12	2	1		3	9	1	1		1		1.9
25	3	10	6	4	1	1											1.3
8					1			1	1			1			1	3	10.1
1				1													2.0
9			1	6	1		1										2.0
4			1	3													1.8
2							1				1						4.9
4			1		1							2					4.6
7				1	2	1					2	1					5.5
1					1												2.5
1													1				20.0
19	1	2		2	2	1				2						9	2.4
166				1							6	6	17	2	5	129	18.4
2												1	1		1		30.0
237		1			1	4				9	54	54	106	3	4	1	15.2
744		5	4	7	6	23	8	35	3	94	501	48	4	1	1	4	8.0
3											3						9.0
2,615	17	661	396	547	134	281	32	116	14	197	182	27	6	3		2	2.6
160	22	72	18	22	6	10	2			2	5	1					1.6
17		1	1	1		3		2	1	5	2		1				5.0
28		2	7	12	1	4	1				1						2.0
1			1														1.5
25			1	1		9	3		3	4	4						3.9
4	1	1				2											1.7

NOTE: Be sure to check for related offense codes when examining a particular type of crime. They may or may not be in sequential order or even on the same page.

C1b 2002 Total Prisoner Population by Minimum Term Distribution — Drug Offenses

Page Two of Three

C - 53

		GRAND TOTALS
		VIOLATIONS
		ATTEMPTS
		Max. Penalty
333.74012C-A	Controlled Sub, Mfg, Del, Poss, (Sch 4)	4 ATTEMPTS
333.74012D	Controlled Sub, Mfg, Del, Poss (Sch 5)	2 ATTEMPTS
333.74012D1	Controlled Sub, Mfg, Del, Poss, 45 Kg+ Marijuana	15 ATTEMPTS
333.74012D2	Controlled Sub, Mfg, Del, Poss Marijuana 5 - <45 Kg	7 ATTEMPTS
333.74012D3	Controlled Sub, Mfg, Del, Poss, Marijuana <5 Kg	4 ATTEMPTS
333.74012E	Prescrip Forms/Official Unlawful Mfg, Del, Poss	20 ATTEMPTS
333.74022B	Contr. Sub. - Mfg, Del, Poss Counterfeit (Sch. 1, 2, 3)	5 ATTEMPTS
333.74022E	Contr. Sub. - Mfg, Del, Poss Analogue	15 ATTEMPTS
333.7403	Controlled Sub - Possession	LIFE ATTEMPTS
333.74032A	Controlled Sub, Possession Narc. or Cocaine	LIFE ATTEMPTS
333.74032A1	Controlled Sub - Poss 650g+ Narc. or Cocaine	LIFE ATTEMPTS
333.74032A2	Controlled Sub - Poss 225-649g Narc. or Cocaine	30 ATTEMPTS
333.74032A3	Controlled Sub - Poss 50-224g Narc. or Cocaine	20 ATTEMPTS
333.74032A4	Controlled Sub - Poss 25-49g Narc. or Cocaine	4 ATTEMPTS
333.74032A5	Controlled Sub - Poss Less 25g Narc. or Cocaine	4 ATTEMPTS
333.74032B	Controlled Sub - Poss Analogues, Sch 1-4 or Methamphet.	10 ATTEMPTS
333.74032B-A	Controlled Sub - Possession/ Analogues	2 ATTEMPTS
333.74032B-B	Contr. Sub - Poss (Sub Added to Sch 1-4, by Rule)	2 ATTEMPTS
333.74032B1	Controlled Sub - Possession Methamphetamine	10 ATTEMPTS

TOTAL	0.5	1	1.5	2	2.5	3	3.5	4	4.5	5	10	15	20	25	>25	LIFE	AVG
5,485	150	1,013	725	909	237	432	51	192	23	341	882	159	159	10	14	188	4.1
5,274	118	928	697	881	229	420	49	191	23	338	873	158	158	10	13	188	4.2
211	32	85	28	28	8	12	2	1		3	9	1	1		1		1.9
3				2		1											2.3
12		1		4		1		4		1	1						3.3
8	1		1	1						2	2		1				5.6
22	1	1	3	6	4	4		1		2							2.3
217	14	38	68	60	17	10		5		1	4						1.7
6	2	2	2														0.9
1			1														1.4
2			1	1													1.7
1										1							5.0
1											1						10.0
5			1		1						2		1				8.3
41													2			39	20.0
41				1		1		1		2	11	6	16	1	2		15.0
116	1			2		2		2	1	10	83	12	2			1	9.0
1											1						10.0
19	1	6	2	4		3		2			1						2.0
2	1	1															0.7
740	70	178	164	182	53	59	3	18		6	6		1				1.6
17	5	6	3	1		1		1									1.2
3		2				1											1.6
8			3	4							1						2.4
1		1															0.8
19		2	5	9		2		1									1.8
7	1	2	2	1	1												1.3

NOTE: Be sure to check for related offense codes when examining a particular type of crime. They may or may not be in sequential order or even on the same page.

C1b 2002 Total Prisoner Population by Minimum Term Distribution — Drug Offenses

Page Three of Three

C - 54

		GRAND TOTALS
		VIOLATIONS
		ATTEMPTS
		Max. Penalty
333.74032D	Controlled Sub - Poss Marijuana	1
		ATTEMPTS
333.74042A	Contr. Sub Use (Narcotic, Cocaine, Methamphetamine)	1
		ATTEMPTS
333.7405D	Contr. Sub - Maintain or Keep Drug House	2
		ATTEMPTS
333.7407A-A	Controlled Sub - Induce Person to Commit Felony	LIFE
		ATTEMPTS
333.7407A1-A	Controlled Sub - Attempted Felony	LIFE
		ATTEMPTS
333.74071C	Controlled Sub - Obtain by Fraud	4
		ATTEMPTS
333.74071G	Controlled Sub - Counterfeit Prescription Form	4
		ATTEMPTS
333.7410	Contr. Sub - Delivery to Minor/Poss on School Property	60
		ATTEMPTS
333.74101A	Controlled Sub, Deliver to Minor It 50g	40
		ATTEMPTS
333.74101-D	Contr. Sub - Delivery to Minor (Sch. 4 & Marijuana)	8
		ATTEMPTS
333.74102-A	Contr. Sub - Del on School Prop (Narc. or Cocaine) <50g	60
		ATTEMPTS
333.74103	Contr. Sub - Poss w/Int on School Prop (Narc/Cocaine) <50g	40
		ATTEMPTS
333.74104-A	Contr. Sub - Poss on School Prop (Narc. or Cocaine) <25g	8
		ATTEMPTS
333.74132	Controlled Sub - Second Offense - Double Penalty	LIFE
		ATTEMPTS
333.7416	Contr. Sub - Induce Minor to Commit Felony	LIFE
		ATTEMPTS
335.3411A	Violation Drug Law (obsolete)	LIFE
		ATTEMPTS

TOTAL	0.5	1	1.5	2	2.5	3	3.5	4	4.5	5	10	15	20	25	>25	LIFE	AVG
5,485	150	1,013	725	909	237	432	51	192	23	341	882	159	159	10	14	188	4.1
5,274	118	928	697	881	229	420	49	191	23	338	873	158	158	10	13	188	4.2
211	32	85	28	28	8	12	2	1		3	9	1	1		1		1.9
27	7	7	11			1					1						1.3
2		1	1														1.1
13	1	3	7	1						1							1.4
3						2		1									3.2
1		1															1.0
4			2	2													1.7
2				1	1												2.1
20		2	4	9	2	1		2									2.0
4		1	2			1											1.5
2			1	1													1.7
1											1						10.0
1												1					15.0
5			2			2				1							2.7
1										1							5.0
6				4		1					1						3.1
1	1																0.3
5				4								1					4.6
1		1															1.0
7		2	2	1	1						1						2.7
2											2						10.0
1												1					13.0

NOTES: Be sure to check for related offense codes when examining a particular type of crime. They may or may not be in sequential order or even on the same page.

Largest minimum term is reported.

Total Prisoner Population includes prisoners in institutions, camps, the SAI - Prison program, and Community Residential Programs.

When minimum terms exceed maximum penalties that may be due to anomalies in criminal justice practices, habitualized offenses, database errors, etc.

Each minimum term category is rounded up from the preceding category (for example the ten-year category includes all minimums longer than five years up to exactly ten years).

Minimum term averages are based on raw data (with life sentences excluded from the calculations).

Source: Corrections Management Information System (CMIS).

C1c 2002 Total Prisoner Population by Minimum Term Distribution—Assaultive Offenses

Page One of Ten

C - 55

GRAND TOTALS		VIOLATIONS		ATTEMPTS		Max. Penalty	
19.142	State Property Violations	MISD					
		ATTEMPTS					
28.2931	State ID Card - Illegal Use	15					
		ATTEMPTS					
257.602A	Peace Officer - Fleeing	15					
	Vehicle Code	ATTEMPTS					
257.602A2	Peace Officer - Fleeing/Vehicle	2					
	Code - 4th Degree	ATTEMPTS					
257.602A3	Peace Officer - Fleeing/Vehicle	5					
	Code - 2nd Offense	ATTEMPTS					
257.602A3-A	Peace Officer - Fleeing/Vehicle	5					
	Code - 3rd Degree	ATTEMPTS					
257.602A4	Peace Officer - Fleeing/Vehicle	10					
	Code - Second Degree	ATTEMPTS					
257.602A4-A	Peace Officer - Fleeing/Vehicle	10					
	Code - Cause Serious Inj	ATTEMPTS					
257.6254	Operating - Under the Influence	15					
	Causing Death	ATTEMPTS					
257.6255	OUIL - Causing Incapacitating	5					
	Injury	ATTEMPTS					
257.6255-A	Operating - Under the Influence	5					
	Causing Serious Injury	ATTEMPTS					
257.9044	Operate - License Suspend/Revoked	15					
	Cause Death	ATTEMPTS					
257.9045	Operate - License Susp/Rev	5					
	Cause Serious Injury	ATTEMPTS					
324.51510	Fires - Willfully Set Forests	10					
		ATTEMPTS					
324.811347	ORV - OUIL Causing Death	15					
		ATTEMPTS					
333.5210	AIDS - Sexual Penetration with	4					
	Uninformed Partner	ATTEMPTS					
436.17012	Alcohol - Sell/Furnish to Minor,	10					
	Death Resulting	ATTEMPTS					
722.675	Distributing Obscene Matter	2					
	to Minor	ATTEMPTS					
750.10A	Sexually Delinquent	LIFE					
		ATTEMPTS					

TOTAL	0.5	1	1.5	2	2.5	3	3.5	4	4.5	5	10	15	20	25	>25	LIFE	AVG
32,552	164	916	1,369	2,366	1,015	2,098	697	1,585	428	2,451	7,087	3,009	2,240	1,268	1,512	4,347	9.6
31,828	147	828	1,230	2,174	948	2,044	649	1,577	426	2,440	7,061	2,994	2,223	1,259	1,508	4,320	9.7
724	17	88	139	192	67	54	48	8	2	11	26	15	17	9	4	27	3.4
1	1																0.2
2	1	1															0.6
1											1						10.0
32		6	17	8	1												1.4
4		1	1	2													1.5
1			1														1.3
176	7	44	37	50	12	13	6	5	1		1						1.7
5	3		1			1											1.0
1							1										3.3
13		2		4		2		3			2						3.3
208		3	5	7	12	22	5	26	5	28	86	7	2				5.7
3						2	1										3.0
1			1														1.3
1					1												2.4
59		2	9	15	10	11	7			3	2						2.5
1				1													1.7
16		1		1	1	1	1	1		2	5	2	1				6.4
4	1					2		1									2.6
1			1														1.3
1				1													2.0
1											1						7.2
5					1	2				1	1						4.5
1		1															1.0
1									1								4.2
1										1							5.0
11		2		1	1	4				1	2						3.3

NOTE: Be sure to check for related offense codes when examining a particular type of crime. They may or may not be in sequential order or even on the same page.

C1c 2002 Total Prisoner Population by Minimum Term Distribution—Assaultive Offenses

Page Two of Ten

C - 56

		GRAND TOTALS
		VIOLATIONS
		ATTEMPTS
		Max. Penalty
750.110A2	Home Invasion - 1st Degree	20
	ATTEMPTS	
750.1227C	Witness - Intimidate, Threaten Inj/ Death	15
	ATTEMPTS	
750.135	Child Abuse - Abandonment	10
	ATTEMPTS	
750.136	Cruelty to Children	4
	ATTEMPTS	
750.136A	Child Abuse, Torture	10
	ATTEMPTS	
750.136B	Child Abuse	15
	ATTEMPTS	
750.136B2	Child Abuse, 1st Degree	15
	ATTEMPTS	
750.136B3	Child Abuse, 2nd Degree	4
	ATTEMPTS	
750.136B4	Child Abuse, 3rd Degree	2
	ATTEMPTS	
750.145A	Children - Accosting for Immoral Purposes	1
	ATTEMPTS	
750.145B	Accost, Solic Child-Immoral Purposes 2nd Offense	4
	ATTEMPTS	
750.145C	Child Abusive Commercial Activity	20
	ATTEMPTS	
750.145C2	Child Sexually Abusive Activity	20
	ATTEMPTS	
750.145C3	Child Sex Abuse Activity - Distribute or Promote	7
	ATTEMPTS	
750.145D2E	Computers-Commit Crime w/Term betw 10 - 15 Years	15
	ATTEMPTS	
750.145D2F	Computer/Internet - Comm w/ Other to Plan Crime	20
	ATTEMPTS	
750.145N1	Abuse Vulnerable Adult - 1st Degree	15
	ATTEMPTS	
750.157B	Solicit to Murder, Other Felony	LIFE
	ATTEMPTS	
750.157B2	Solicit to Murder	LIFE
	ATTEMPTS	

TOTAL	0.5	1	1.5	2	2.5	3	3.5	4	4.5	5	10	15	20	25	>25	LIFE	AVG
32,552	164	916	1,369	2,366	1,015	2,098	697	1,585	428	2,451	7,087	3,009	2,240	1,268	1,512	4,347	9.6
31,828	147	828	1,230	2,174	948	2,044	649	1,577	426	2,440	7,061	2,994	2,223	1,259	1,508	4,320	9.7
724	17	88	139	192	67	54	48	8	2	11	26	15	17	9	4	27	3.4
1,024	1	17	31	96	43	116	19	65	51	151	339	67	24	3		1	5.8
46	2	13	10	15	2	2					2						1.8
1										1							4.8
2				1						1							3.4
2										1	1						7.0
1															1		30.0
5										2	2	1					8.4
1						1											3.0
108		3	2	9	4	12	6	8	1	18	38	4	2		1		5.9
8			1	4	1		2										2.2
33		3	8	12	3	2		2		1	2						2.4
1			1														1.3
16		3	9	2		2											1.5
1				1													1.9
1								1									4.0
5						1				1	3						6.4
65		1	6	7	4	4	1	3	1	10	18	10					5.9
3			1	2													1.7
7			2	1	1		1			2							2.7
1				1													2.0
6			1		2			1	1	1							3.2
1						1											3.0
9											2	2			3	2	22.1
9				1	1	1	1	1			3				1		7.6

NOTE: Be sure to check for related offense codes when examining a particular type of crime. They may or may not be in sequential order or even on the same page.

C1c 2002 Total Prisoner Population by Minimum Term Distribution—Assaultive Offenses

Page Three of Ten

C - 57

		GRAND TOTALS																
		VIOLATIONS																
		ATTEMPTS																
		Max. Penalty																
750.157C	Solicit, Minor to Commit Felony	LIFE																
	ATTEMPTS																	
750.158	Sodomy	15																
	ATTEMPTS																	
750.197C	Assault Employee and/or Escape	4																
	Jail Through Violence	ATTEMPTS																
750.197CA	Assault Prison Employee	4																
	ATTEMPTS																	
750.204A	Explosive, Sending w/Int to Frighten	5																
	ATTEMPTS																	
750.206	Explosive, Place w/Int to Damage	25																
	ATTEMPTS																	
750.207	Explosives, Placing w/Injury	LIFE																
	Death Resulting	ATTEMPTS																
750.2072B	Explosives, Place Near Prop, Cause Property Damage	20																
	ATTEMPTS																	
750.208	Explosive, Aiding/Abetting Placement	15																
	ATTEMPTS																	
750.209	Explosives - Place Offensive Subs w/Int Alarm/Inj/Destroy	LIFE																
	ATTEMPTS																	
750.209-A	Explosives - Poss w/Intent to Terrorize	10																
	ATTEMPTS																	
750.209-B	Explosives - Place Offensive Subs w/Int To Alarm	5																
	ATTEMPTS																	
750.2102A	Explosives - Poss Bomb w/Unlawful Intent	15																
	ATTEMPTS																	
750.211	Explosives - Manufacture With Unlawful Intent	5																
	ATTEMPTS																	
750.211A2A	Explosives - Poss of Molotov Cocktail/Other Expl.	15																
	ATTEMPTS																	
750.211A2B	Explosives - Poss Molotov Cocktail Causing Property Damage	20																
	ATTEMPTS																	
750.211A2C	Explosives - Poss Molotov Cocktail Cause Injury	25																
	ATTEMPTS																	
750.213	Extortion	20																
	ATTEMPTS																	
750.224D2	Weapon, Chemical Type	2																
	ATTEMPTS																	

TOTAL	0.5	1	1.5	2	2.5	3	3.5	4	4.5	5	10	15	20	25	>25	LIFE	AVG
32,552	164	916	1,369	2,366	1,015	2,098	697	1,585	428	2,451	7,087	3,009	2,240	1,268	1,512	4,347	9.6
31,828	147	828	1,230	2,174	948	2,044	649	1,577	426	2,440	7,061	2,994	2,223	1,259	1,508	4,320	9.7
724	17	88	139	192	67	54	48	8	2	11	26	15	17	9	4	27	3.4
1																1	
1					1												2.5
7		1	1	1						1	3						4.2
138	6	30	13	37	9	19	3	8	2	5	6						2.3
20	2	12	4	2													1.0
19		1	6	5		3		2		1	1						2.4
4		3	1														1.0
2			1					1									2.7
1						1											3.0
4						1				1	1			1			10.1
4												2				2	15.0
2								1				1					7.8
1			1														1.5
4				1							1		1		1		15.7
1											1						7.0
1						1											3.0
1							1										3.5
2								1			1						5.4
1				1													2.0
7		1		1		1		1		2	1						4.2
1						1											3.0
2	1									1							2.7
1											1						7.0
52		1	1	4	1	13		2	1	5	15	5	3		1		7.2
3		1	1	1													1.3
2		1	1														1.2

NOTE: Be sure to check for related offense codes when examining a particular type of crime. They may or may not be in sequential order or even on the same page.

C1c 2002 Total Prisoner Population by Minimum Term Distribution—Assaultive Offenses

Page Four of Ten

C - 58

GRAND TOTALS			
	VIOLATIONS		
	ATTEMPTS		
	Max. Penalty		
750.234A	Firearm, Discharge from a Vehicle	4	
	ATTEMPTS		
750.234B	Firearm, Discharge In/At Dwelling	4	
	ATTEMPTS		
750.2411	Fireman - Obstructing	4	
	ATTEMPTS		
750.316	First Degree Murder	LIFE	
	ATTEMPTS		
750.316-A	Murder - 1st Degree - Premeditated	LIFE	
	ATTEMPTS		
750.316-B	Murder - Felony	LIFE	
	ATTEMPTS		
750.316-C	Murder - Open - Statutory Short Form	LIFE	
	ATTEMPTS		
750.317	Second Degree Murder	LIFE	
	ATTEMPTS		
750.321	Manslaughter	15	
	ATTEMPTS		
750.321-A	Manslaughter - Statutory Short Form	15	
	ATTEMPTS		
750.321-C	Manslaughter - Involuntary	15	
	ATTEMPTS		
750.321-E	Manslaughter with Motor Vehicle	15	
	ATTEMPTS		
750.322	Homicide - Killing of Unborn Child	15	
	ATTEMPTS		
750.324	Negligent Homicide	2	
	ATTEMPTS		
750.329	Death, Firearm without Malice	15	
	ATTEMPTS		
750.329A	Suicide - Assisting	5	
	ATTEMPTS		
750.335A	Indecent Exposure (Sexually Delinquent Person)	LIFE	
	ATTEMPTS		
750.338	Gross Indecency Between Males - Commit/Procure	5	
	ATTEMPTS		
750.338A	Gross Indecency Between Females - Commit/Procure	5	
	ATTEMPTS		

TOTAL	0.5	1	1.5	2	2.5	3	3.5	4	4.5	5	10	15	20	25	>25	LIFE	AVG
32,552	164	916	1,369	2,366	1,015	2,098	697	1,585	428	2,451	7,087	3,009	2,240	1,268	1,512	4,347	9.6
31,828	147	828	1,230	2,174	948	2,044	649	1,577	426	2,440	7,061	2,994	2,223	1,259	1,508	4,320	9.7
724	17	88	139	192	67	54	48	8	2	11	26	15	17	9	4	27	3.4
5		1	1	1		1		1									2.2
27	5	6	3	7	1	3		2									1.6
2		1	1														1.1
1					1												2.5
1,904												2		2	4	1,896	34.3
12																12	
508				1		1		2		1	1	1	2		1	498	11.0
4						1										3	3.0
333													1		1	331	27.5
130										1	1		3	3	9	113	32.8
1																1	
3,642				1		4	3	9		19	316	632	729	588	624	717	22.3
18										1	1	1	6	2	1	7	22.1
256	2	2		6	2	8	5	26	2	34	141	15	10		3		8.1
2				1						1	1						5.0
225		2	1	14	5	16	7	23	2	30	110	6	6		3		7.0
1										1	1						10.0
159		1	3	10	2	8	7	11	3	26	74	11	3				6.7
3				1			1			1	1						5.1
65			1			4	2	4	4	9	34	4	3				7.4
2					1					1							3.7
1													1				20.0
11			7	1		1		1			1						2.2
12						1	1	1		3	6						6.2
1			1														1.3
23	1	4	2	6	1	3		1			5						3.0
2				2													2.0
7	1	3		2							1						2.0
1				1													2.0

NOTE: Be sure to check for related offense codes when examining a particular type of crime. They may or may not be in sequential order or even on the same page.

C1c 2002 Total Prisoner Population by Minimum Term Distribution—Assaultive Offenses

Page Five of Ten

C - 59

GRAND TOTALS		
VIOLATIONS		
ATTEMPTS		
Max. Penalty		
750.338B	Gross Indecency Male and Female - 5 Commit/Procure	ATTEMPTS
750.349	Kidnapping	LIFE
ATTEMPTS		
750.349A	Prisoner Taking a Hostage	LIFE
ATTEMPTS		
750.349[S]	Kidnapping - Solicitation	LIFE
ATTEMPTS		
750.350	Kidnapping - Child Enticement	LIFE
ATTEMPTS		
750.350A1	Kidnapping - Custodial Interference	13 mo.
ATTEMPTS		
750.377B	Mal Destr. Police or Fire Dept Property	4
ATTEMPTS		
750.411H2B	Stalking a Minor	5
ATTEMPTS		
750.4111	Stalking, Aggravated	5
ATTEMPTS		
750.41112B	Stalking a Minor - Aggravated	10
ATTEMPTS		
750.4361	Poison, Food/Drink/Medicine/Wells	5
ATTEMPTS		
750.455	Prostitution/Pandering	20
ATTEMPTS		
750.459	Prostitution - Transporting Female (perhaps compel)	20
ATTEMPTS		
750.479	Obstruct/Resist Public Officer Serving/Executing Process	20
ATTEMPTS		
750.479-A	Public Officer -Resist & Obstruct Serve Process/Order	2
ATTEMPTS		
750.479-B	Police Officer - Resist & Obstruct	2
ATTEMPTS		
750.479A-B	Peace Officer - Resist Arrest Injury Inflicted	2
ATTEMPTS		
750.479A2	Police Officer - Fleeing - 4th Degree	2
ATTEMPTS		
750.479A3	Police Officer - Fleeing 3rd Degree	5
ATTEMPTS		

TOTAL	0.5	1	1.5	2	2.5	3	3.5	4	4.5	5	10	15	20	25	>25	LIFE	AVG
32,552	164	916	1,369	2,366	1,015	2,098	697	1,585	428	2,451	7,087	3,009	2,240	1,268	1,512	4,347	9.6
31,828	147	828	1,230	2,174	948	2,044	649	1,577	426	2,440	7,061	2,994	2,223	1,259	1,508	4,320	9.7
724	17	88	139	192	67	54	48	8	2	11	26	15	17	9	4	27	3.4
10			4	3	3												1.8
292		1	1	3	1	1	2	2	3	5	70	54	40	18	33	58	17.2
9				4	2					1	1			1	1		6.0
9											3	2	1		1	2	19.1
1										1							5.0
21	1			1			1	2	1	2	6		2	1	3	1	13.3
1				1													1.9
1			1														1.3
69	2	13	18	20	8	4	1	3									1.8
7		3	4														1.1
3	1				1						1						4.2
137	1	21	24	34	10	23	8	5		4	3	3			1		2.7
4	1	1	1		1												1.2
1				1													2.0
2		1					1										2.1
2						1					1						6.5
8		1		1		1		1		1	1	1		1			7.5
7		3	3	1													1.2
1				1													2.0
203	6	43	84	32	12	16	2	6			2						1.6
2				1		1											2.4
7	1	1	1	1	1	2											1.8
51		15	25	4	2	3		2									1.5
265	1	31	57	87	31	33	10	7	2	3	3						2.1
5			4	1													1.4

NOTE: Be sure to check for related offense codes when examining a particular type of crime. They may or may not be in sequential order or even on the same page.

C1c 2002 Total Prisoner Population by Minimum Term Distribution—Assaultive Offenses

Page Six of Ten

C - 60

		GRAND TOTALS		
		VIOLATIONS		
		ATTEMPTS		
		Max. Penalty		
750.479A4	Police Officer - Fleeing - 2nd Offense	10 ATTEMPTS		
750.479A4-A	Police Officer - Fleeing (Penal Code) - 2nd Degree	10 ATTEMPTS		
750.479A5	Police Officer - Fleeing (Penal Code) Death Resulting	15 ATTEMPTS		
750.479A5-A	Police Officer - Fleeing (Penal Code) - 1st Degree	15 ATTEMPTS		
750.479B	Peace Officer, Disarming	10 ATTEMPTS		
750.479B2	Peace Officer - Disarming Firearm	10 ATTEMPTS		
750.483A2B	Interference Crime Report - Threaten Inj/Death	10 ATTEMPTS		
750.520	Criminal Sexual Conduct (CSC)	LIFE ATTEMPTS		
750.520B	CSC - 1st Degree Multiple Variables	LIFE ATTEMPTS		
750.520B1A	CSC - 1st Degree - Person Under 13	LIFE ATTEMPTS		
750.520B1B	CSC - 1st Degree - Relationship	LIFE ATTEMPTS		
750.520B1C	CSC - 1st Degree - During Felony	LIFE ATTEMPTS		
750.520B1D	CSC - 1st Degree - Accomplices	LIFE ATTEMPTS		
750.520B1E	CSC - 1st Degree - Weapon Used	LIFE ATTEMPTS		
750.520B1F	CSC - 1st Degree - Personal Injury	LIFE ATTEMPTS		
750.520B1G	CSC - 1st Degree - Injury to Incap. Victim	LIFE ATTEMPTS		
750.520B1H	CSC - 1st Degree - Mentally Disabled-Relation	LIFE ATTEMPTS		
750.520C	CSC, 2nd Degree Multiple Variables	15 ATTEMPTS		
750.520C1A	CSC - 2nd Degree - Person Under 13	15 ATTEMPTS		

TOTAL	0.5	1	1.5	2	2.5	3	3.5	4	4.5	5	10	15	20	25	>25	LIFE	AVG
32,552	164	916	1,369	2,366	1,015	2,098	697	1,585	428	2,451	7,087	3,009	2,240	1,268	1,512	4,347	9.6
31,828	147	828	1,230	2,174	948	2,044	649	1,577	426	2,440	7,061	2,994	2,223	1,259	1,508	4,320	9.7
724	17	88	139	192	67	54	48	8	2	11	26	15	17	9	4	27	3.4
2						1					1						5.3
14			1	2	3	1		3			4						3.8
1												1					15.0
1											1						6.0
2		2															1.0
10			2	2		1				1	2	1				1	4.8
15		5	3	3	3		1										1.7
3			3														1.5
26											2		1	3	4	16	36.2
1,718		1	1	13	5	12	7	23	5	63	443	318	271	139	223	194	17.3
15			1	3	1		1			1	1	1	3	3		1	11.8
1,484		6	1	19	21	49	32	41	16	103	487	281	183	97	90	58	12.8
30			3	12	1	7	4				1	1	1				3.6
271			1	3	2	6	3	8	2	21	88	54	33	25	17	8	13.2
5				4								1					5.5
120						4		1		5	18	25	16	12	30	9	21.3
1											1						15.0
61	1			1	1		1	1		3	18	14	6	6	7	2	15.3
212				2	2			1	2	2	42	48	39	19	34	21	18.7
1																1	
210		1		3		3	2	3	1	2	41	43	41	30	29	11	18.3
6			1	2		1	1				1						3.5
5				1									2	1		1	12.2
12						1	1			1		2	4	1	2		17.3
672	2	12	17	66	24	117	18	57	8	115	204	24	7		1		5.4
9			1	4	1	1	1				1						2.6
1,359	1	27	51	163	73	180	39	123	15	228	407	39	12		1		5.1
56	1	4	7	18	11	5	8			1	1						2.3

NOTE: Be sure to check for related offense codes when examining a particular type of crime. They may or may not be in sequential order or even on the same page.

C1c 2002 Total Prisoner Population by Minimum Term Distribution—Assaultive Offenses

Page Seven of Ten

C - 61

		GRAND TOTALS
		VIOLATIONS
		ATTEMPTS
		Max. Penalty
750.520C1B	CSC - 2nd Degree - Relationship	15 ATTEMPTS
750.520C1C	CSC - 2nd Degree - During Felony	15 ATTEMPTS
750.520C1D	CSC - 2nd Degree - Accomplices	15 ATTEMPTS
750.520C1E	CSC - 2nd Degree - Weapon Used	15 ATTEMPTS
750.520C1F	CSC - 2nd Degree - Personal Injury	15 ATTEMPTS
750.520C1G	CSC - 2nd Degree - Injury to Incap. Victim	15 ATTEMPTS
750.520C1H	CSC - 2nd Degree - Mentally Disabled-Relation	15 ATTEMPTS
750.520D	CSC, 3rd Degree Multiple Variables	15 ATTEMPTS
750.520D1A	CSC - 3rd Degree - Person 13 Through 15	15 ATTEMPTS
750.520D1B	CSC - 3rd Degree - Force or Coercion	15 ATTEMPTS
750.520D1C	CSC - 3rd Degree - Incapacitated Victim	15 ATTEMPTS
750.520D1D	CSC - 3rd Degree - Incest	15 ATTEMPTS
750.520E	CSC, 4th Degree Multiple Variables	2 ATTEMPTS
750.520E1A	CSC - 4th Degree - Force or Coercion	2 ATTEMPTS
750.520E1A-A	CSC - 4th Degree - Victim 13 Through 15	2 ATTEMPTS
750.520E1B	CSC - 4th Degree - Incapacitated Victim	2 ATTEMPTS
750.520E1G	CSC - 4th Degree - Incest	2 ATTEMPTS
750.520F	CSC - 2nd Offense	LIFE ATTEMPTS
750.520G	CSC - Assault with Intent to Commit CSC	10 ATTEMPTS

TOTAL	0.5	1	1.5	2	2.5	3	3.5	4	4.5	5	10	15	20	25	>25	LIFE	AVG
32,552	164	916	1,369	2,366	1,015	2,098	697	1,585	428	2,451	7,087	3,009	2,240	1,268	1,512	4,347	9.6
31,828	147	828	1,230	2,174	948	2,044	649	1,577	426	2,440	7,061	2,994	2,223	1,259	1,508	4,320	9.7
724	17	88	139	192	67	54	48	8	2	11	26	15	17	9	4	27	3.4
179		1	7	24	8	31	9	18	2	35	39	4	1				4.7
14			3	7	2		2										2.0
14			1		3	5		1			4						4.1
3						1				1	1						5.6
7				1	1		1	1			3						4.7
1							1										3.3
64		2		9	4	10	1	7		7	20	1	2		1		6.0
3						1				1		1					6.6
9		1	1	2	1			1		1	2						3.5
11				2	2	1	2			2	1	1					4.2
1		1															1.0
745	6	17	20	59	32	89	21	67	7	108	273	31	10	2	2	1	5.9
13		1	1	4	3	1	2						1				3.6
1,002	6	46	45	104	60	128	37	93	19	135	302	16	10			1	4.8
105	1	14	19	39	15	9	7		1								1.9
501		9	15	35	12	43	13	52	6	72	213	25	3	1	2		6.2
22	1	3	3	5	4	3	1	1		1							2.2
55		3	9	9	2	4	1	5		5	14	2	1				4.5
6		1	1	2	1		1										2.0
47				3	2	4	3	3		8	23	1					6.3
2				1			1										2.5
27		6	18		2	1											1.3
107	7	22	63	6	4	1	1	1		1	1						1.4
18	1	3	10	1	2						1						1.6
5		1	4														1.3
2			2														1.3
16										4	8	2	1		1		11.2
24		1	2	2	1	2	2	1		4	6	3					5.4

NOTE: Be sure to check for related offense codes when examining a particular type of crime. They may or may not be in sequential order or even on the same page.

C1c 2002 Total Prisoner Population by Minimum Term Distribution—Assaultive Offenses

Page Eight of Ten

C - 62

GRAND TOTALS		
VIOLATIONS		
ATTEMPTS		
Max. Penalty		
750.520G1	CSC - Assault with Intent to Commit Sexual Penetration	10 ATTEMPTS
750.520G2	CSC - Assault with intent to Commit CSC, 2nd Degree	5 ATTEMPTS
750.529	Robbery Armed	LIFE ATTEMPTS
750.529A	Car Jacking	LIFE ATTEMPTS
750.530	Robbery Unarmed	15 ATTEMPTS
750.531	Robbery, Bank/Safe/Vault	LIFE ATTEMPTS
750.531-A	Bank Robbery	LIFE ATTEMPTS
750.531-B	Safe Breaking	LIFE ATTEMPTS
750.532	Seduction	5 ATTEMPTS
750.72	Burning Dwelling House	20 ATTEMPTS
750.72-A	Arson - Dwelling House	20 ATTEMPTS
750.72-B	Arson - Dwelling House Curtilage	20 ATTEMPTS
750.73	Arson - Real Property	10 ATTEMPTS
750.74	Arson - Personal Property	10 ATTEMPTS
750.74B	Arson - Personal Property Over \$50	4 ATTEMPTS
750.741C1	Arson - Real/Personal Property Betw \$1K & <\$20K	5 ATTEMPTS
750.741D1	Arson - Personal Property \$20K+	10 ATTEMPTS
750.75	Arson - Insured Property	10 ATTEMPTS
750.77	Arson - Preparing to Burn	10 ATTEMPTS

TOTAL	0.5	1	1.5	2	2.5	3	3.5	4	4.5	5	10	15	20	25	>25	LIFE	AVG
32,552	164	916	1,369	2,366	1,015	2,098	697	1,585	428	2,451	7,087	3,009	2,240	1,268	1,512	4,347	9.6
31,828	147	828	1,230	2,174	948	2,044	649	1,577	426	2,440	7,061	2,994	2,223	1,259	1,508	4,320	9.7
724	17	88	139	192	67	54	48	8	2	11	26	15	17	9	4	27	3.4
412	1	8	35	84	21	66	20	49	6	50	66	2		2	2		3.8
4				3			1										2.3
91		5	15	28	13	7	15	4		1	2					1	2.4
3				2			1										2.3
4,464	1	33	51	152	127	260	122	253	133	407	1,384	605	390	156	191	199	10.1
41	1		4	8	1	3	3	3		2	7	3	1	2	2	1	7.8
441		4	8	28	27	35	24	36	15	61	142	43	12	2	2	2	6.4
14		3	3	5	1	1				1							1.9
1,183	4	42	68	171	67	157	41	150	21	138	256	39	19	2	3	5	4.7
24		2	6	4	3	3	2			1	2	1					2.9
98			1	1	4	3		10		5	19	19	19	9	4	4	13.3
2				1								1					10.4
225		10	12	12	7	23	4	23	5	29	58	26	11	2	3		7.0
1								1									4.0
68	1	1	2	3	1	13	2	8		4	22	5	3		2	1	6.9
4			1	1		1					1						3.9
1			1														1.5
1			1														1.3
70	1	4	2	7	1	2	2	9	2	13	15	9	2		1		6.5
1	1																0.5
155		4	13	18	6	20	5	10	8	13	47	9	1		1		5.2
10		1	2	2	2	2	1										2.1
18		2		2	2	3				4	5						4.3
1				1													2.0
78		7	9	12	4	15	4	5		8	11	1	1			1	3.6
8		2	1	3	1	1											1.7
1										1							5.0
4			1							1	2						4.6
16		3	5	8													1.5
1			1														1.5
3	1		1	1													1.1
1			1														1.3
3				1				1		1							3.5
2	1				1												1.4

NOTE: Be sure to check for related offense codes when examining a particular type of crime. They may or may not be in sequential order or even on the same page.

C1c 2002 Total Prisoner Population by Minimum Term Distribution — Assaultive Offenses

Page Nine of Ten

C - 63

GRAND TOTALS		
VIOLATIONS		
ATTEMPTS		
Max. Penalty		
750.77-B	Arson - Prepare to Burn Real or Personal Prop >\$50	4 ATTEMPTS
750.771C1	Arson - Prepare to Burn Property Betw \$1K & <\$20K	5 ATTEMPTS
750.771D1	Arson - Prepare to Burn Prop \$20K+	10 ATTEMPTS
750.81	Assault or Assault and Battery	MISD ATTEMPTS
750.81A	Assault - Aggravated	1 ATTEMPTS
750.81A2	Domestic Violence - Aggravated	1 ATTEMPTS
750.81A3	Domestic Violence - Aggravated 2nd Offense	2 ATTEMPTS
750.81C2	Assault & Battery - Against Employee	2 ATTEMPTS
750.81D1	Resist/Obstruct/Assault Peace Officer	2 ATTEMPTS
750.81D2	Resist/Obstruct/Assault Peace Officer Cause Inj	4 ATTEMPTS
750.812	Domestic Violence	MISD ATTEMPTS
750.814	Domestic Violence 3rd Offense	2 ATTEMPTS
750.82	Felonious Assault	4 ATTEMPTS
750.822	Asslt W/Dangerous Weapon - Weapon-Free School Zone	4 ATTEMPTS
750.83	Asslt W/Int to Commit Murder	LIFE ATTEMPTS
750.84	Asslt W/Int Gr Bod Hrm Less Murder	10 ATTEMPTS
750.86	Assault W/Intent to Maim	10 ATTEMPTS
750.87	Asslt W/Intent to Commit Felony	10 ATTEMPTS
750.88	Asslt W/Intent to Rob & Steal Unarmed	15 ATTEMPTS

TOTAL	0.5	1	1.5	2	2.5	3	3.5	4	4.5	5	10	15	20	25	>25	LIFE	AVG
32,552	164	916	1,369	2,366	1,015	2,098	697	1,585	428	2,451	7,087	3,009	2,240	1,268	1,512	4,347	9.6
31,828	147	828	1,230	2,174	948	2,044	649	1,577	426	2,440	7,061	2,994	2,223	1,259	1,508	4,320	9.7
724	17	88	139	192	67	54	48	8	2	11	26	15	17	9	4	27	3.4
3			2	1													1.5
3			1	2													1.8
6			1	2		1					2						4.0
1				1													2.0
8	5	1	1										1				2.9
2	1	1															0.6
1		1															0.8
1			1														1.3
4		1	2	1													1.4
3			3														1.3
11		4	7														1.2
4	1		1	2													1.3
4		1	3														1.1
94	1	15	43	17	11	2	1	1			3						1.7
937	50	166	185	287	77	87	8	29	2	19	23	1	2			1	2.0
53	4	13	30	4							2						1.4
2			1	1													1.6
1,380	1	3	3	11	4	21	7	15	7	34	369	320	214	114	138	119	16.1
10				1	1						2	3	2	2			14.5
1,531	13	63	72	221	81	204	74	151	32	224	338	35	7	6		10	4.4
44		1	10	15	4	5	4	3	1	1							2.3
5					2					1	2						5.9
17		1		2		1		2	1	1	7	2					6.1
163	1	8	6	25	14	21	5	12		26	38	5			2		4.8
4				2			1			1							3.0

NOTE: Be sure to check for related offense codes when examining a particular type of crime. They may or may not be in sequential order or even on the same page.

C1c 2002 Total Prisoner Population by Minimum Term Distribution — Assaultive Offenses

Page Ten of Ten

GRAND TOTALS		
	VIOLETIONS	
	ATTEMPTS	
	Max. Penalty	
750.89	Asslt W/Intent to Rob & Steal Armed	LIFE ATTEMPTS
750.90	Sexual Intercourse, Under Pretext Medical Treatment	10 ATTEMPTS
750.90A	Pregnant Individual - Assault Causing Miscarriage	LIFE ATTEMPTS
750.90CA	Miscarriage - Gross Negligence Against Preg Individual	15 ATTEMPTS
750.91	Attempt to Murder	LIFE ATTEMPTS
752.191	Felonious Driving	2 ATTEMPTS
752.541	Riot	10 ATTEMPTS
752.542A	Riot - Causing in Prison	10 ATTEMPTS
752.861	Weapons - Firearms, Careless Use Causing Injury/Death	2 ATTEMPTS

TOTAL	0.5	1	1.5	2	2.5	3	3.5	4	4.5	5	10	15	20	25	>25	LIFE	AVG
32,552	164	916	1,369	2,366	1,015	2,098	697	1,585	428	2,451	7,087	3,009	2,240	1,268	1,512	4,347	9.6
31,828	147	828	1,230	2,174	948	2,044	649	1,577	426	2,440	7,061	2,994	2,223	1,259	1,508	4,320	9.7
724	17	88	139	192	67	54	48	8	2	11	26	15	17	9	4	27	3.4
778	1	4	10	31	23	40	18	51	30	91	249	102	64	13	23	28	9.0
9		1	1	1	2							2	1			1	7.4
1				1													2.0
1													1				20.0
1										1							5.0
21							1	2			11	1		1	1	4	10.2
1												1					10.5
5		1	1	1				2									2.4
1								1									4.0
1			1														1.5
7	1	3	1		1						1						2.0

C - 64

NOTES: Be sure to check for related offense codes when examining a particular type of crime. They may or may not be in sequential order or even on the same page.

Largest minimum term is reported.

Total Prisoner Population includes prisoners in institutions, camps, the SAI - Prison program, and Community Residential Programs.

When minimum terms exceed maximum penalties that may be due to anomalies in criminal justice practices, habitualized offenses, database errors, etc.

Each minimum term category is rounded up from the preceding category (for example the ten-year category includes all minimums longer than five years up to exactly ten years).

Minimum term averages are based on raw data (with life sentences excluded from the calculations).

Source: Corrections Management Information System (CMIS).

C2 2002 Total Prisoner Population by Minimum Term Distribution — All Offenses: Female Totals Only

Page One of Nine

C - 65

GRAND TOTALS		
VIOLATIONS		
ATTEMPTS		
Max. Penalty		
257.602A3	Peace Officer - Fleeing/Vehicle Code 2nd Offense	5 ATTEMPTS
257.602A3-A	Peace Officer - Fleeing/Vehicle Code 3rd Degree	5 ATTEMPTS
257.617	Fail to Stop at Accident - Serious Impairment/Death Rslt	5 ATTEMPTS
257.6251-A	Operating - OUIL/Per Se	MISD ATTEMPTS
257.6253-A	Operating Impaired	MISD ATTEMPTS
257.6254	Operating - Under the Influence Causing Death	15 ATTEMPTS
257.6255-A	Operating - Under the Influence Causing Serious Injury	5 ATTEMPTS
257.6256D	Operating - OUIL/Per Se/OWI - 3rd Offense	5 ATTEMPTS
257.6257A2	Operating OUIL/Occupant < 16, 2nd Offense	5 ATTEMPTS
257.9044	Operate - License Suspend/Revoked Cause Death	15 ATTEMPTS
333.5210	AIDS - Sexual Penetration with Uninformed Partner	4 ATTEMPTS
333.7401	Contr. Sub, Mfg, Del, Poss	LIFE ATTEMPTS
333.74012A	Controlled Sub, Mfg, Del, Poss (Narcotic or Cocaine)	LIFE ATTEMPTS
333.74012A1	Controlled Sub, Mfg, Del, Poss - 650 or More Grams	LIFE ATTEMPTS
333.74012A2	Controlled Sub, Mfg, Del, Poss 225-649g	30 ATTEMPTS
333.74012A3	Controlled Sub, Mfg, Del, Poss 50-224g	20 ATTEMPTS
333.74012A4	Controlled Sub, Mfg, Del, Poss <50 Grams	20 ATTEMPTS
333.74012B-A	Contr. Sub, Mfg, Del, Poss (Sch 1,2,3 ex Marij & Cocaine)	7 ATTEMPTS
333.74012B1	Controlled Sub, Mfg, Del, Poss Methamphetamine	20 ATTEMPTS
333.74012D1	Controlled Sub, Mfg, Del, Poss, 45 Kg+ Marijuana	15 ATTEMPTS

TOTAL	.5	1	1.5	2	2.5	3	3.5	4	4.5	5	10	15	20	25	>25	LIFE	AVG
2,246	48	250	327	376	125	212	53	91	29	137	222	87	74	35	27	153	4.7
2,147	42	229	298	362	114	200	50	91	29	137	221	87	73	35	27	152	4.9
99	6	21	29	14	11	12	3				1		1			1	1.9
1			1														1.3
4		1		1	1		1										2.1
1						1											3.0
6		2		3		1											1.7
1						1											2.8
21			2	2		6		2	2	2	5						4.2
5				2	1	2											2.4
1				1													1.7
68		7	17	24	10	4	5			1							2.0
1				1													1.9
6	1		2	3													1.5
3		1		1						1							2.6
1						1											2.7
1									1								4.3
1				1													2.0
7				1								1	1			4	11.3
15										3	4	3	5				12.7
37		3		1			1	3	1	9	19						6.4
141	2	43	31	25	8	14		3		10	4	1					2.1
7	2	5															0.7
2				2													1.8
3			1			2											2.4
1				1													2.0

NOTE: Be sure to check for related offense codes when examining a particular type of crime. They may or may not be in sequential order or even on the same page.

C2 2002 Total Prisoner Population by Minimum Term Distribution — All Offenses: Female Totals Only

Page Two of Nine

C - 66

		GRAND TOTALS
		VIOLATIONS
		ATTEMPTS
		Max. Penalty
333.74012D2	Controlled Sub, Mfg, Del, Poss Marijuana 5 - <45 Kg	7 ATTEMPTS
333.74012D3	Controlled Sub, Mfg, Del, Poss, Marijuana <5 Kg	4 ATTEMPTS
333.74022E	Contr. Sub. - Mfg, Del, Poss Analogue	15 ATTEMPTS
333.74032A1	Controlled Sub - Poss 650g+ Narc. or Cocaine	LIFE ATTEMPTS
333.74032A2	Controlled Sub - Poss 225-649g Narc. or Cocaine	30 ATTEMPTS
333.74032A3	Controlled Sub - Poss 50-224g Narc. or Cocaine	20 ATTEMPTS
333.74032A4	Controlled Sub - Poss 25-49g Narc. or Cocaine	4 ATTEMPTS
333.74032A5	Controlled Sub - Poss Less 25g Narc. or Cocaine	4 ATTEMPTS
333.74032B1	Controlled Sub - Possession Methamphetamine	10 ATTEMPTS
333.74042A	Contr. Sub Use (Narcotic, Cocaine, Methamphetamine)	1 ATTEMPTS
333.7405D	Contr. Sub - Maintain or Keep Drug House	2 ATTEMPTS
333.7407A-A	Controlled Sub - Induce Person to Commit Felony	LIFE ATTEMPTS
333.74071C	Controlled Sub - Obtain by Fraud	4 ATTEMPTS
333.74071G	Controlled Sub - Counterfeit Prescription Form	4 ATTEMPTS
333.74103	Contr. Sub - Poss w/Int on School Prop (Narc/Cocaine) <50g	40 ATTEMPTS
400.602-B	Welfare Fraud - Fail to Inform \$500 or More	4 ATTEMPTS
500.45111	Insurance - Fraudulent Acts	4 ATTEMPTS
750.110	Breaking & Entering	10 ATTEMPTS
750.110-A	Break & Enter - Unoccup. Bldg. w/Intent	10 ATTEMPTS
750.110-B	Break & Enter Occup Bldg. w/Intent	15 ATTEMPTS

TOTAL	.5	1	1.5	2	2.5	3	3.5	4	4.5	5	10	15	20	25	>25	LIFE	AVG
2,246	48	250	327	376	125	212	53	91	29	137	222	87	74	35	27	153	4.7
2,147	42	229	298	362	114	200	50	91	29	137	221	87	73	35	27	152	4.9
99	6	21	29	14	11	12	3				1		1			1	1.9
1			1														1.1
5		1	3		1												1.5
1										1							5.0
2													1			1	20.0
2								1			1						7.0
3						1				1	1						5.1
1											1						6.0
1		1															1.0
82	6	22	21	18	9	5		1									1.5
1			1														1.5
1		1															1.0
2		1	1														1.1
1						1											2.7
6		2		2		1		1									2.1
1				1													2.0
1												1					15.0
2	1				1												1.3
1			1														1.2
1		1															0.6
16	1	2	5			4	1	1		2							2.4
3				2		1											2.3
1					1												2.5
1						1											3.0

NOTE: Be sure to check for related offense codes when examining a particular type of crime. They may or may not be in sequential order or even on the same page.

C2 2002 Total Prisoner Population by Minimum Term Distribution — All Offenses: Female Totals Only

Page Three of Nine

C - 67

		GRAND TOTALS
		VIOLATIONS
		ATTEMPTS
		Max. Penalty
750.110A2	Home Invasion - 1st Degree	20
		ATTEMPTS
750.110A3	Home Invasion - 2nd Degree	15
		ATTEMPTS
750.110A4	Home Invasion - 3rd Degree	5
		ATTEMPTS
750.111	Entering w/o Breaking	5
		ATTEMPTS
750.131A1	Check - No Account	2
		ATTEMPTS
750.131A2	Check - 3 Non-Sufficient Funds Within 10 Days	2
		ATTEMPTS
750.135	Child Abuse - Abandonment	10
		ATTEMPTS
750.136B2	Child Abuse, 1st Degree	15
		ATTEMPTS
750.136B3	Child Abuse, 2nd Degree	4
		ATTEMPTS
750.136B4	Child Abuse, 3rd Degree	2
		ATTEMPTS
750.145C2	Child Sexually Abusive Activity	20
		ATTEMPTS
750.157A	Conspiracy	5
		ATTEMPTS
750.157B2	Solicit to Murder	LIFE
		ATTEMPTS
750.157N1	Financial Transaction Device - Steal/ Retain w/o Consent	4
		ATTEMPTS
750.157P	Financial Transaction Device - Poss w/Intent to Use/Sell	4
		ATTEMPTS
750.157Q	Financial Transaction Device - Illegal Sale/Use	4
		ATTEMPTS
750.157R	Financial Transaction Device - Forge/Alter/Counterfeiting	4
		ATTEMPTS
750.157V	Financial Transaction Device - False ID	4
		ATTEMPTS
750.159I1	Criminal Enterprise - Conducting	20
		ATTEMPTS
750.174	Embezzle - Agt, Serv, Emp, Trustee	10
		ATTEMPTS

TOTAL	.5	1	1.5	2	2.5	3	3.5	4	4.5	5	10	15	20	25	>25	LIFE	AVG
2,246	48	250	327	376	125	212	53	91	29	137	222	87	74	35	27	153	4.7
2,147	42	229	298	362	114	200	50	91	29	137	221	87	73	35	27	152	4.9
99	6	21	29	14	11	12	3				1		1			1	1.9
28		1	1	5		6	1	2	3	3	6						4.1
3			1	1	1												2.0
37	1	5	3	7	5	5		4		3	4						2.9
3			2				1										2.0
2				1			1										2.6
1			1														1.5
1		1															1.0
5			2	2		1											1.7
2		1	1														1.0
1				1													1.9
16			2	1		1	1	1		1	8	1					6.3
2				1			1										2.6
2				1		1											2.5
1			1														1.3
1											1						6.5
1																1	
3						1	1								1		12.1
15	1	3	5	3	2	1											1.6
1			1														1.3
4		1		1	1			1									2.3
7			2	2	1	1				1							2.4
1			1														1.3
1		1															1.0
1				1													2.0
1								1									4.0
1										1							5.0

NOTE: Be sure to check for related offense codes when examining a particular type of crime. They may or may not be in sequential order or even on the same page.

C2 2002 Total Prisoner Population by Minimum Term Distribution — All Offenses: Female Totals Only

Page Four of Nine

C - 68

		GRAND TOTALS																
		VIOLATIONS																
		ATTEMPTS																
		Max. Penalty																
750.174-B	Embezzlement - Agent or Trustee Over \$100	10 ATTEMPTS	1	1	1													3.3
750.1744A	Embezzlement - Agent or Trustee Betw \$1K and <\$20K	5 ATTEMPTS	1	6	8													2.0
750.1745A	Embezzlement - Agent or Trustee \$20K or More	10 ATTEMPTS		2	4						1							1.7
750.176	Embezzle - Administrator/Executor/Guardian	10 ATTEMPTS			1							1						2.2
750.188	Escape - Allowed by Officer/Guard	LIFE ATTEMPTS										1						2.0
750.193	Break, Escape or Attempt to Escape Prison	5 ATTEMPTS	1	10	4	2	1											7.0
750.1952	Escape - From Felony Jail Sentence	4 ATTEMPTS			1													6.0
750.197C	Assault Employee and/or Jail Through Violence	4 ATTEMPTS	1	1	1	1	1											1.2
750.197CA	Assault Prison Employee	4 ATTEMPTS			2				1									1.3
750.199A	Absconding or Forfeiting Bond	4 ATTEMPTS			2	1												1.3
750.213	Extortion	20 ATTEMPTS	1	1														0.2
750.218-B	False Pretenses - Over \$100	10 ATTEMPTS						1	1			3	1					2.2
750.2184A	False Pretenses - \$1,000 or More, Less Than \$20,000	5 ATTEMPTS		1	2	1	1	1	1									1.5
750.219A2C1	Telephone - Avoid Payment Betw \$1K & <\$20K	5 ATTEMPTS	1	1														0.7
750.224B	Weapon, Short-Barrel Shotgun/Rifle	5 ATTEMPTS			1													3.5
750.224D2	Weapon, Chemical Type	2 ATTEMPTS		1	1													4.0
750.224F	Weapon-Firearm, Poss by Felon	5 ATTEMPTS			2		1											2.5
750.227	Carrying Concealed Weapons	5 ATTEMPTS		2	1	1			1									2.0
750.227B	Felony Firearm	10 ATTEMPTS				5												0.5
750.227B-A	Weapons - Felony Firearm	2 ATTEMPTS				23												2.0

TOTAL	.5	1	1.5	2	2.5	3	3.5	4	4.5	5	10	15	20	25	>25	LIFE	AVG
2,246	48	250	327	376	125	212	53	91	29	137	222	87	74	35	27	153	4.7
2,147	42	229	298	362	114	200	50	91	29	137	221	87	73	35	27	152	4.9
99	6	21	29	14	11	12	3				1		1			1	1.9
9		1	1	1		2			1	3							3.3
2			1		1												2.0
15		1	6	8													1.7
7			2	4						1							2.2
1				1													2.0
1											1						7.0
1											1						6.0
18	1	10	4	2	1												1.2
1			1														1.3
5	1	1	1	1	1												1.3
1	1																0.2
3			2					1									2.2
3			2	1													1.5
1		1															0.7
2						1		1									3.5
7		1			1			1		3	1						4.0
1					1												2.5
7		1	2	1	1	1	1										2.0
1	1																0.5
1				1													2.0
2		1	1														1.2
4	1		2		1												1.3
5		2	1	1			1										1.7
5				5													2.0
23				23													2.0

NOTE: Be sure to check for related offense codes when examining a particular type of crime. They may or may not be in sequential order or even on the same page.

C2 2002 Total Prisoner Population by Minimum Term Distribution — All Offenses: Female Totals Only
 Page Five of Nine

C - 69

GRAND TOTALS																		
VIOLATIONS																		
ATTEMPTS																		
Max. Penalty																		
750.234B	Firearm, Discharge In/At Dwelling	4																
ATTEMPTS																		0.7
750.248	Forgery of Records, Other Instruments	14																
ATTEMPTS																		2.9
750.249	Uttering & Publishing	14																
ATTEMPTS																		2.2
750.250	Forgery of State Warrant	7																
ATTEMPTS																		2.0
750.251	Forgery of Bank Bills/Promisory Notes	7																
ATTEMPTS																		4.0
750.253	Uttering & Publishing Counterfeit Bills or Notes	5																
ATTEMPTS																		2.6
750.316	First Degree Murder	LIFE																
ATTEMPTS																		59
750.316-A	Murder - 1st Degree - Premeditated	LIFE																
ATTEMPTS																		27
750.316-B	Murder - Felony	LIFE																
ATTEMPTS																		18
750.316-C	Murder - Open - Statutory Short Form	LIFE																
ATTEMPTS																		6
750.317	Second Degree Murder	LIFE																
ATTEMPTS																		25
750.321	Manslaughter	15																
ATTEMPTS																		5.6
750.321-A	Manslaughter - Statutory Short Form	15																
ATTEMPTS																		5.0
750.321-C	Manslaughter - Involuntary	15																
ATTEMPTS																		4.7
750.321-E	Manslaughter with Motor Vehicle	15																
ATTEMPTS																		6.1
750.324	Negligent Homicide	2																
ATTEMPTS																		1.3
750.329	Death, Firearm without Malice	15																
ATTEMPTS																		4.1
750.329A	Suicide - Assisting	5																
ATTEMPTS																		1.3
750.338	Gross Indecency Between Males - Commit/Procure	5																
ATTEMPTS																		1.0
750.338B	Gross Indecency Male and Female - Commit/Procure	5																
ATTEMPTS																		1.5

TOTAL	.5	1	1.5	2	2.5	3	3.5	4	4.5	5	10	15	20	25	>25	LIFE	AVG
2,246	48	250	327	376	125	212	53	91	29	137	222	87	74	35	27	153	4.7
2,147	42	229	298	362	114	200	50	91	29	137	221	87	73	35	27	152	4.9
99	6	21	29	14	11	12	3				1		1			1	1.9
1		1															0.7
30		2	8	9	1	3		1		2	4						2.9
1				1													2.0
186	6	23	46	50	12	19	4	10	1	9	6						2.2
21	1	4	4	3	4	5											1.9
1				1													2.0
1								1									4.0
2				1			1										2.6
59																	59
1																	1
29						1							1				27
1						1											3.0
18																	18
9										1			1	1		6	15.8
204						3		2		6	28	48	45	25	22	25	18.4
1													1				20.0
16		1		1	1	2		2		3	5	1					5.6
29			1	1	1	5	1	4		7	8	1					5.0
22				5	1			2	2	2	5	4		1			4.7
5						2					3						6.1
2			2														1.3
2								1		1							4.1
1			1														1.3
1		1															1.0
1			1														1.5

NOTE: Be sure to check for related offense codes when examining a particular type of crime. They may or may not be in sequential order or even on the same page.

C2 2002 Total Prisoner Population by Minimum Term Distribution — All Offenses: Female Totals Only

Page Six of Nine

C - 70

		GRAND TOTALS
		VIOLATIONS
		ATTEMPTS
		Max. Penalty
750.349	Kidnapping	LIFE ATTEMPTS
750.349A	Prisoner Taking a Hostage	LIFE ATTEMPTS
750.350	Kidnapping - Child Enticement	LIFE ATTEMPTS
750.356	Larceny	10 ATTEMPTS
750.356-A	Larceny - Over \$100	5 ATTEMPTS
750.356A3	Breaking and Entering - A Vehicle (with Damage)	5 ATTEMPTS
750.356C	Retail Fraud - 1st Degree	5 ATTEMPTS
750.356D	Retail Fraud - 2nd Degree	1 ATTEMPTS
750.3562A	Larceny - \$20,000 or More	10 ATTEMPTS
750.3562B	Larceny - \$1000 Or More but Less Than \$20,000 - 3rd Off	10 ATTEMPTS
750.357	Larceny from Person	10 ATTEMPTS
750.360	Larceny in Building	4 ATTEMPTS
750.362-A	Larceny - By Conversion Over \$100	5 ATTEMPTS
750.362A3A	Failure to Return Rented Property Betw \$1K & <\$20K	5 ATTEMPTS
750.3623A	Larceny - By Conversion Betw \$1K and <\$20K	5 ATTEMPTS
750.377A1B1	Mal Destr. of Personal Property Betw \$1K & <\$20K	5 ATTEMPTS
750.377B	Mal Destr. Police or Fire Dept Property	4 ATTEMPTS
750.411A1B	False Report of a Felony	4 ATTEMPTS
750.411A3A	False Report/Threat - Bomb, Harmful Materials	4 ATTEMPTS
750.4111	Stalking, Aggravated	5 ATTEMPTS

TOTAL	.5	1	1.5	2	2.5	3	3.5	4	4.5	5	10	15	20	25	>25	LIFE	AVG
2,246	48	250	327	376	125	212	53	91	29	137	222	87	74	35	27	153	4.7
2,147	42	229	298	362	114	200	50	91	29	137	221	87	73	35	27	152	4.9
99	6	21	29	14	11	12	3				1		1			1	1.9
8		1	1								1	1	1		1	2	14.0
1												1					14.5
3	1						1			1							2.9
1						1											3.0
1						1											3.0
1	1																0.1
97	3	20	24	34	6	6	1	1			2						1.7
3			2	1													1.5
1			1														1.3
1							1										3.2
2		1				1											2.0
27	1	2	1	5	3	8		5		2							2.7
2						2											3.0
27		5	6	7	3	4		1		1							2.0
4		4															0.9
1			1														1.1
1						1											3.0
1	1																0.3
3			2			1											2.0
3			2			1											2.0
1																	2.0
1			1														2.3
1			1														1.2
2		1				1											2.0
1									1								4.3
5			1		2	2											2.5

NOTE: Be sure to check for related offense codes when examining a particular type of crime. They may or may not be in sequential order or even on the same page.

C2 2002 Total Prisoner Population by Minimum Term Distribution — All Offenses: Female Totals Only

Page Seven of Nine

C - 71

GRAND TOTALS		
VIOLATIONS		
ATTEMPTS		
Max. Penalty		
750.413	Unlawfully Driving Away an Automobile	5 ATTEMPTS
750.414	Unlawful Use Auto w/o Intent to Steal	2 ATTEMPTS
750.4152	MV Conceal or Misrep ID w/Intent to Mislead (Felony)	4 ATTEMPTS
750.422	Perjury, Court Proceeding	15 ATTEMPTS
750.451	Prostitution	2 ATTEMPTS
750.451-B	Prostitution - 3rd Offense	2 ATTEMPTS
750.455	Prostitution/Pandering	20 ATTEMPTS
750.459	Prostitution - Transporting Female (perhaps compel)	20 ATTEMPTS
750.479-B	Police Officer - Resist & Obstruct	2 ATTEMPTS
750.479A2	Police Officer - Fleeing - 4th Degree	2 ATTEMPTS
750.479A3	Police Officer - Fleeing 3rd Degree	5 ATTEMPTS
750.479B2	Peace Officer - Disarming Firearm	10 ATTEMPTS
750.483A2B	Interfering with Crime Report - Threat to Kill/Injure	10 ATTEMPTS
750.505-B	Accessory After the Fact to Felony	5 ATTEMPTS
750.520	Criminal Sexual Conduct (CSC)	LIFE ATTEMPTS
750.520B	CSC - 1st Degree Multiple Variables	LIFE ATTEMPTS
750.520B1A	CSC - 1st Degree - Person Under 13	LIFE ATTEMPTS
750.520B1B	CSC - 1st Degree - Relationship	LIFE ATTEMPTS
750.520B1D	CSC - 1st Degree - Accomplices	LIFE ATTEMPTS
750.520C	CSC, 2nd Degree Multiple Variables	15 ATTEMPTS

TOTAL	.5	1	1.5	2	2.5	3	3.5	4	4.5	5	10	15	20	25	>25	LIFE	AVG
2,246	48	250	327	376	125	212	53	91	29	137	222	87	74	35	27	153	4.7
2,147	42	229	298	362	114	200	50	91	29	137	221	87	73	35	27	152	4.9
99	6	21	29	14	11	12	3				1		1			1	1.9
12		4	1	3		3	1										1.9
4		1	3														1.2
1			1														1.4
1											1						7.0
1		1															0.8
10		4	6														1.1
1						1											3.0
2		1										1					6.9
12	1	1	4	5		1											1.6
1			1														1.2
4			3	1													1.5
1			1														1.5
1					1												2.5
3			3														1.5
4		1				2				1							2.9
1											1						5.9
18											3	1	7	3	1	3	19.2
1											1						6.0
22				1		1				2	10	2	3	3			11.8
1					1												2.5
1											1						8.0
6								1	1		3	1					8.2
6				1		3		1			1						3.8

NOTE: Be sure to check for related offense codes when examining a particular type of crime. They may or may not be in sequential order or even on the same page.

C2 2002 Total Prisoner Population by Minimum Term Distribution — All Offenses: Female Totals Only

Page Eight of Nine

C - 72

		GRAND TOTALS																		
		VIOLATIONS																		
		ATTEMPTS																		
		Max. Penalty																		
750.520C1A	CSC - 2nd Degree - Person Under 13	ATTEMPTS	15		1	4	2	3	1	2		7	2		1			4.7		
750.520C1B	CSC - 2nd Degree - Relationship	ATTEMPTS	15			1		1		2			1					3.7		
750.520C1C	CSC - 2nd Degree - During Felony	ATTEMPTS	15					1										3.0		
750.520D	CSC, 3rd Degree Multiple Variables	ATTEMPTS	15		2			2	1	1			2					3.9		
750.520D1A	CSC - 3rd Degree - Person 13 Through 15	ATTEMPTS	15	1	2	2	3	2	3	1	2		3					2.8		
750.520D1D	CSC - 3rd Degree - Incest	ATTEMPTS	15	1	1								1					1.0		
750.520E1A	CSC - 4th Degree - Force or Coercion	ATTEMPTS	2			1												7.2		
750.520G1	CSC - Assault with Intent to Commit Sexual Penetration	ATTEMPTS	10			3												1.3		
750.529	Robbery Armed	LIFE ATTEMPTS			1	3	5	9	8	11	7	10	16	36	9	4		1	6	6.3
750.529A	Car Jacking	LIFE ATTEMPTS				2		3	5	1	2	1	1							3.0
750.530	Robbery Unarmed	LIFE ATTEMPTS			1															1.0
750.531	Robbery, Bank/Safe/Vault	LIFE ATTEMPTS			4	5	11	4	9	2	6		5	8						3.3
750.531-A	Bank Robbery	LIFE ATTEMPTS			1												1			1.8
750.535	Stolen Property - Receiving and Concealing	LIFE ATTEMPTS				2			1		2	1	1	1						25.0
750.535-A	Stolen Property - Receiving & Concealing Over \$100	LIFE ATTEMPTS																		4.2
750.535A	Motor Vehicles - Operating a Chop Shop	LIFE ATTEMPTS			2	1	1						1							1.0
750.5353A	Stolen Property - Rec & Conc Betw \$1K & <\$20K	LIFE ATTEMPTS			1	1														1.2
750.72	Burning Dwelling House	LIFE ATTEMPTS			1															2.1
750.72-A	Arson - Dwelling House	LIFE ATTEMPTS																		1.3
750.73	Arson - Real Property	LIFE ATTEMPTS																		1.0

TOTAL	.5	1	1.5	2	2.5	3	3.5	4	4.5	5	10	15	20	25	>25	LIFE	AVG
2,246	48	250	327	376	125	212	53	91	29	137	222	87	74	35	27	153	4.7
2,147	42	229	298	362	114	200	50	91	29	137	221	87	73	35	27	152	4.9
99	6	21	29	14	11	12	3				1		1			1	1.9
23			1	4	2	3	1	2		7	2		1				4.7
5				1		1		2			1						3.7
1						1											3.0
8		2				2	1	1			2						3.9
19	1	2	2	3	2	3	1	2			3						2.8
1		1															1.0
1																	7.2
1			1														1.3
3			3														1.4
126		1	3	5	9	8	11	7	10	16	36	9	4		1	6	6.3
15			2		3	5	1	2	1	1							3.0
1		1															1.0
55	1	4	5	11	4	9	2	6		5	8						3.3
2		1				1											1.8
1														1			25.0
8				2		1		2	1	1	1						4.2
2		2															1.0
1			1														1.2
5		2	1	1							1						2.1
1		1															1.3
1		1															1.0
14	2	5	2	2	1	1		1									1.5
2			2														1.3
3		1									1		1				6.3
23			3	6	2	4	1	1	2	1	2	1					3.4
3			1		1	1											2.3
6			1			2	1			1	1						3.7

NOTE: Be sure to check for related offense codes when examining a particular type of crime. They may or may not be in sequential order or even on the same page.

C2 2002 Total Prisoner Population by Minimum Term Distribution — All Offenses: Female Totals Only

Page Nine of Nine

C - 73

		GRAND TOTALS
		VIOLATIONS
		ATTEMPTS
		Max. Penalty
750.75	Arson - Insured Property	10
	ATTEMPTS	
750.771D1	Arson - Prepare to Burn Prop	10
	\$20K+ ATTEMPTS	
750.814	Domestic Violence	2
	3rd Offense ATTEMPTS	
750.82	Felonious Assault	4
	ATTEMPTS	
750.83	Asslt W/Int to Commit Murder	LIFE
	ATTEMPTS	
750.84	Asslt W/Int Gr Bod Hrm Less	10
	Murder ATTEMPTS	
750.88	Asslt W/Intent to Rob & Steal	15
	Unarmed ATTEMPTS	
750.89	Asslt W/Intent to Rob & Steal	LIFE
	Armed ATTEMPTS	
750.91	Attempt to Murder	LIFE
	ATTEMPTS	
752.861	Weapons - Firearms, Careless Use	2
	Causing Injury/Death ATTEMPTS	
800.2813	Prisons - Bringing Contraband Into	5
	ATTEMPTS	
800.2814	Prisons - Prisoner Possessing	5
	Contraband ATTEMPTS	
801.2631	Jail - Furnish Contraband to Prisoner	5
	ATTEMPTS	

TOTAL	.5	1	1.5	2	2.5	3	3.5	4	4.5	5	10	15	20	25	>25	LIFE	AVG
2,246	48	250	327	376	125	212	53	91	29	137	222	87	74	35	27	153	4.7
2,147	42	229	298	362	114	200	50	91	29	137	221	87	73	35	27	152	4.9
99	6	21	29	14	11	12	3				1		1			1	1.9
1										1							5.0
1											1						6.0
1			1														2.0
63	6	13	16	17	5	3				2	1						1.6
8	1	2	5														1.0
32						1		1	1	2	13	9	2	2	1		11.3
74	2	6	8	21	5	14	3	4		9	2						2.6
7			3	2	1		1										1.9
6		1	1			2		1			1						3.3
20		1		1	4	2		1	2	2	4	3					5.5
5								1			4						7.3
1			1														1.3
1								1									4.0
1								1									4.0
1				1													2.0

NOTES: Be sure to check for related offense codes when examining a particular type of crime. They may or may not be in sequential order or even on the same page.

Total Prisoner Population includes prisoners in institutions, camps, the SAI - Prison program and Community Residential Programs.

Largest minimum term is reported.

When minimum terms exceed maximum penalties, that may be due to anomalies in criminal justice practices, habitualized offenses, database errors, etc.

Each minimum term category is rounded up from the preceding category (for example, the ten-year category includes all minimums longer than five years up to exactly ten years).

Minimum term averages are based on raw data (with life sentences excluded from the calculations).

SOURCE: Corrections Management Information System (CMIS).

C3a Age Breakdown of Total Prisoner Population by Location as of December 2002

Page One of Three

C - 74

INSTITUTION	< 20	20-24	25-29	30-34	35-39	40-44	45-49	50-54	55-59	60-64	65-69	70-74	75-79	80+	MED AGE	AVG AGE	COUNT
Alger Max Corr Fac	3	84	115	102	93	71	25	20	10	5	3		1		33	34.0	532
Percentages	0.6	15.8	21.6	19.2	17.5	13.3	4.7	3.8	1.9	0.9	0.6		0.2				
Baraga Max Corr Fac	3	132	188	158	142	98	69	26	9	4	2				32	33.6	831
Percentages	0.4	15.9	22.6	19.0	17.1	11.8	8.3	3.1	1.1	0.5	0.2						
Bellamy Creek Corr Fac	59	620	363	236	215	130	78	56	14	5	4				27	29.9	1,780
Percentages	3.3	34.8	20.4	13.3	12.1	7.3	4.4	3.1	0.8	0.3	0.2						
Boyer Road Corr Fac	8	98	160	162	147	158	112	68	20	11	5	4	1		36	36.9	954
Percentages	0.8	10.3	16.8	17.0	15.4	16.6	11.7	7.1	2.1	1.2	0.5	0.4	0.1				
Carson City Corr Fac	16	223	202	238	163	160	109	58	31	22	7	1	2		33	34.8	1,232
Percentages	1.3	18.1	16.4	19.3	13.2	13.0	8.8	4.7	2.5	1.8	0.6	0.1	0.2				
Chippewa Corr Facility	13	286	245	196	175	132	96	35	13	4	2	1	1		31	32.5	1,199
Percentages	1.1	23.9	20.4	16.3	14.6	11.0	8.0	2.9	1.1	0.3	0.2	0.1	0.1				
Cooper St. Corr Facility	18	145	169	219	226	200	156	78	34	20	16	7	4		37	37.3	1,292
Percentages	1.4	11.2	13.1	17.0	17.5	15.5	12.1	6.0	2.6	1.5	1.2	0.5	0.3				
Deerfield Corr Fac	18	156	131	134	120	147	108	69	37	19	7	8		2	36	36.9	956
Percentages	1.9	16.3	13.7	14.0	12.6	15.4	11.3	7.2	3.9	2.0	0.7	0.8		0.2			
Duane Waters Hospital									1						59	59.0	1
Percentages									100.0								
Earnest C. Brooks Corr	22	177	182	213	206	149	136	76	40	17	7	4			35	36.0	1,229
Percentages	1.8	14.4	14.8	17.3	16.8	12.1	11.1	6.2	3.3	1.4	0.6	0.3					
Female Camps	3	73	104	130	98	77	42	17	6	2	1				33	34.2	553
Percentages	0.5	13.2	18.8	23.5	17.7	13.9	7.6	3.1	1.1	0.4	0.2						
Female Elec. Monitoring		9	14	11	21	19	14	5	1	1					38	37.3	95
Percentages		9.5	14.7	11.6	22.1	20.0	14.7	5.3	1.1	1.1							
Female Residential Ctrs		1	6	6	7	4	4	3							35	36.9	31
Percentages		3.2	19.4	19.4	22.6	12.9	12.9	9.7									
Florence Crane Corr Fac	5	77	110	133	167	165	130	87	38	17	12	6	6	2	39	39.6	955
Percentages	0.5	8.1	11.5	13.9	17.5	17.3	13.6	9.1	4.0	1.8	1.3	0.6	0.6	0.2			
G. Robert Cotton Corr	14	210	218	265	296	230	203	122	65	33	23	21	4	2	37	38.1	1,706
Percentages	0.8	12.3	12.8	15.5	17.4	13.5	11.9	7.2	3.8	1.9	1.3	1.2	0.2	0.1			
Gus Harrison Corr Fac	3	105	153	189	192	204	141	88	36	17	7	5		1	38	38.1	1,141
Percentages	0.3	9.2	13.4	16.6	16.8	17.9	12.4	7.7	3.2	1.5	0.6	0.4		0.1			
Hiawatha Corr Fac	5	74	132	168	166	155	127	71	31	16	6	1	2		37.5	38.1	954
Percentages	0.5	7.8	13.8	17.6	17.4	16.2	13.3	7.4	3.2	1.7	0.6	0.1	0.2				
Huron Valley Female Ctr.		1	4	1	6	5	2	1	1						39	38.1	21
Percentages		4.8	19.0	4.8	28.6	23.8	9.5	4.8	4.8								
Huron Valley Male Ctr.	2	21	16	28	23	28	40	29	11	8	10	2	3		43	42.6	221
Percentages	0.9	9.5	7.2	12.7	10.4	12.7	18.1	13.1	5.0	3.6	4.5	0.9	1.4				
Huron Valley Men's Corr	8	67	74	79	89	76	52	26	10	7	3	5	2	1	36	36.4	499
Percentages	1.6	13.4	14.8	15.8	17.8	15.2	10.4	5.2	2.0	1.4	0.6	1.0	0.4	0.2			
Ionia Max Corr Fac	1	57	113	112	105	92	50	34	13	9	3				35	36.2	589
Percentages	0.2	9.7	19.2	19.0	17.8	15.6	8.5	5.8	2.2	1.5	0.5						
Kinross Corr Fac	5	100	171	200	207	178	160	87	60	26	8	3	1		38	38.5	1,206
Percentages	0.4	8.3	14.2	16.6	17.2	14.8	13.3	7.2	5.0	2.2	0.7	0.2	0.1				

C3a Age Breakdown of Total Prisoner Population by Location as of December 2002

Page Two of Three

C - 75

INSTITUTION	< 20	20-24	25-29	30-34	35-39	40-44	45-49	50-54	55-59	60-64	65-69	70-74	75-79	80+	MED AGE	AVG AGE	COUNT
Lakeland Corr Fac	4	88	147	213	204	181	145	97	47	45	24	25	14	11	39	40.7	1,245
Percentages	0.3	7.1	11.8	17.1	16.4	14.5	11.6	7.8	3.8	3.6	1.9	2.0	1.1	0.9			
Macomb Corr Fac	7	73	112	208	172	178	140	72	33	19	8	2			38	38.4	1,024
Percentages	0.7	7.1	10.9	20.3	16.8	17.4	13.7	7.0	3.2	1.9	0.8	0.2					
Male Camps	28	443	470	521	378	283	188	72	23	13	1	1			32	33.1	2,421
Percentages	1.2	18.3	19.4	21.5	15.6	11.7	7.8	3.0	1.0	0.5							
Male Elec. Monitoring	7	115	110	125	75	66	39	22	9	1	1				31	32.9	570
Percentages	1.2	20.2	19.3	21.9	13.2	11.6	6.8	3.9	1.6	0.2	0.2						
Male Residential Ctrs	4	87	81	55	50	62	36	21	10	9	3				33	34.7	418
Percentages	1.0	20.8	19.4	13.2	12.0	14.8	8.6	5.0	2.4	2.2	0.7						
Marquette Branch Prison	10	129	196	179	190	149	122	60	45	23	9	2	3		36	36.8	1,117
Percentages	0.9	11.5	17.5	16.0	17.0	13.3	10.9	5.4	4.0	2.1	0.8	0.2	0.3				
Michigan Youth Corr	460														18	18.2	460
Percentages	100.0																
Mid-Mich Corr Fac	8	91	129	144	156	155	125	68	47	12	8	1	2	1	38	38.2	947
Percentages	0.8	9.6	13.6	15.2	16.5	16.4	13.2	7.2	5.0	1.3	0.8	0.1	0.2	0.1			
Mound Corr Fac	1	91	174	238	178	125	120	67	28	10	8	2		1	35	36.8	1,043
Percentages	0.1	8.7	16.7	22.8	17.1	12.0	11.5	6.4	2.7	1.0	0.8	0.2		0.1			
Muskegon Corr Fac	8	168	252	225	191	182	110	89	41	18	9	2	1		34	36.0	1,296
Percentages	0.6	13.0	19.4	17.4	14.7	14.0	8.5	6.9	3.2	1.4	0.7	0.2	0.1				
Newberry Corr Fac	21	161	146	159	174	129	72	40	20	6	1				34	34.2	929
Percentages	2.3	17.3	15.7	17.1	18.7	13.9	7.8	4.3	2.2	0.6	0.1						
Oaks Corr Fac	3	104	167	131	121	96	61	31	13	8		2	1		33	34.5	738
Percentages	0.4	14.1	22.6	17.8	16.4	13.0	8.3	4.2	1.8	1.1		0.3	0.1				
Ojibway Corr Fac	22	141	178	188	171	124	90	28	9	5					33	33.8	956
Percentages	2.3	14.7	18.6	19.7	17.9	13.0	9.4	2.9	0.9	0.5							
Parnall Corr Fac	12	78	134	171	224	263	184	122	74	53	24	17	7	3	41	41.4	1,366
Percentages	0.9	5.7	9.8	12.5	16.4	19.3	13.5	8.9	5.4	3.9	1.8	1.2	0.5	0.2			
Parr Highway Corr Fac	7	88	145	163	175	152	103	62	24	15	13	4			37	37.4	951
Percentages	0.7	9.3	15.2	17.1	18.4	16.0	10.8	6.5	2.5	1.6	1.4	0.4					
Pine River Corr Fac	9	131	154	158	170	133	97	44	37	16	4	2	1		35	36.1	956
Percentages	0.9	13.7	16.1	16.5	17.8	13.9	10.1	4.6	3.9	1.7	0.4	0.2	0.1				
Pugsley Corr Fac	5	69	147	179	179	151	106	62	22	14	7	3	3		37	37.5	947
Percentages	0.5	7.3	15.5	18.9	18.9	15.9	11.2	6.5	2.3	1.5	0.7	0.3	0.3				
Rich. A. Handlon MTU	77	881	287	27	7	8	4	2	2		1				22	23.2	1,296
Percentages	5.9	68.0	22.1	2.1	0.5	0.6	0.3	0.2	0.2		0.1						
Riverside Corr Fac	51	204	152	188	200	198	122	71	30	17	4	5	1	1	35	35.4	1,244
Percentages	4.1	16.4	12.2	15.1	16.1	15.9	9.8	5.7	2.4	1.4	0.3	0.4	0.1	0.1			
Robert Scott Corr Fac	20	106	152	141	151	114	103	51	17	14	6	1	1	2	35	36.0	879
Percentages	2.3	12.1	17.3	16.0	17.2	13.0	11.7	5.8	1.9	1.6	0.7	0.1	0.1	0.2			
Ryan Corr Fac	2	75	142	174	199	173	121	84	49	17	6	2	4	2	38	38.7	1,050
Percentages	0.2	7.1	13.5	16.6	19.0	16.5	11.5	8.0	4.7	1.6	0.6	0.2	0.4	0.2			
Saginaw Corr Fac	21	199	255	282	242	190	125	87	42	27	6	2	1		34	35.6	1,479
Percentages	1.4	13.5	17.2	19.1	16.4	12.8	8.5	5.9	2.8	1.8	0.4	0.1	0.1				

C3a Age Breakdown of Total Prisoner Population by Location as of December 2002

Page Three of Three

INSTITUTION	< 20	20-24	25-29	30-34	35-39	40-44	45-49	50-54	55-59	60-64	65-69	70-74	75-79	80+	MED AGE	AVG AGE	COUNT
Southern MI Corr Fac Percentages	11 0.8	125 8.9	186 13.2	227 16.1	225 16.0	216 15.3	184 13.0	114 8.1	68 4.8	32 2.3	12 0.9	4 0.3	5 0.4	1 0.1	38	38.7	1,410
SPSM Reception & Guid Percentages	135 6.8	415 20.9	315 15.9	301 15.2	286 14.4	223 11.3	155 7.8	66 3.3	31 1.6	22 1.1	7 0.4	13 0.7	9 0.5	4 0.2	31	33.2	1,982
St. Louis Corr Fac Percentages	31 2.5	323 26.3	259 21.1	228 18.5	145 11.8	118 9.6	69 5.6	29 2.4	17 1.4	3 0.2	5 0.4	2 0.2	1 0.1		30	31.4	1,230
Standish Max Corr Fac Percentages	6 1.2	85 17.0	95 19.0	100 20.0	76 15.2	71 14.2	43 8.6	12 2.4	8 1.6	3 0.6	1 0.2				32	33.8	500
Straits Corr Facility Percentages	10 1.0	91 9.5	127 13.2	167 17.4	174 18.1	173 18.0	118 12.3	50 5.2	32 3.3	13 1.4	4 0.4				37	37.2	959
Thumb Corr Fac Percentages	4 0.3	169 14.4	191 16.2	184 15.6	171 14.5	189 16.1	135 11.5	74 6.3	36 3.1	16 1.4	6 0.5	2 0.2			36	36.4	1,177
West Shoreline Corr Fac Percentages	13 1.4	114 11.9	107 11.2	148 15.4	148 15.4	146 15.2	115 12.0	66 6.9	51 5.3	26 2.7	11 1.1	9 0.9	3 0.3	1 0.1	38	38.5	958
Western Wayne Corr Percentages	4 0.5	76 9.3	100 12.2	164 20.0	194 23.7	140 17.1	82 10.0	37 4.5	9 1.1	11 1.3	1 0.1	1 0.1	1 0.1		36	36.4	820
Totals	1,207	7,636	7,980	8,368	7,890	6,866	4,968	2,756	1,355	711	316	172	85	35	34	35.6	50,591*

SOURCE: Corrections Management Information System (CMIS).

*Total unreported = 246 (excluded from % calculations).

C3b Age Breakdown of White Prisoner Population by Location as of December 2002

Page One of Three

C - 77

INSTITUTION	< 20	20-24	25-29	30-34	35-39	40-44	45-49	50-54	55-59	60-64	65-69	70-74	75-79	80+	MED AGE	AVG AGE	COUNT
Alger Max Corr Fac	3	19	25	21	22	16	4	5	3	2	3		1		32.5	34.9	124
Percentages	2.4	15.3	20.2	16.9	17.7	12.9	3.2	4.0	2.4	1.6	2.4		0.8				
Baraga Max Corr Fac	2	38	55	33	41	22	25	9	2	3	1				32	34.0	231
Percentages	0.9	16.5	23.8	14.3	17.7	9.5	10.8	3.9	0.9	1.3	0.4						
Bellamy Creek Corr Fac	15	191	84	67	66	45	21	25	7	2	3				27	30.6	526
Percentages	2.9	36.3	16.0	12.7	12.5	8.6	4.0	4.8	1.3	0.4	0.6						
Boyer Road Corr Fac	3	51	59	60	61	80	48	32	11	6	4	2	1		38	37.6	418
Percentages	0.7	12.2	14.1	14.4	14.6	19.1	11.5	7.7	2.6	1.4	1.0	0.5	0.2				
Carson City Corr Fac	8	83	60	83	66	80	44	23	20	13	4	1	1		35	36.3	486
Percentages	1.6	17.1	12.3	17.1	13.6	16.5	9.1	4.7	4.1	2.7	0.8	0.2	0.2				
Chippewa Corr Facility	6	119	85	59	58	47	45	17	7	3	2				31	32.9	448
Percentages	1.3	26.6	19.0	13.2	12.9	10.5	10.0	3.8	1.6	0.7	0.4						
Cooper St. Corr Facility	8	63	69	93	105	95	87	37	19	13	11	6	3		38	38.6	609
Percentages	1.3	10.3	11.3	15.3	17.2	15.6	14.3	6.1	3.1	2.1	1.8	1.0	0.5				
Deerfield Corr Fac	13	75	52	53	66	74	60	37	16	12	5	7		1	38	37.9	471
Percentages	2.8	15.9	11.0	11.3	14.0	15.7	12.7	7.9	3.4	2.5	1.1	1.5		0.2			
Earnest C. Brooks Corr	11	58	54	72	81	63	64	32	19	13	5	3			38	37.9	475
Percentages	2.3	12.2	11.4	15.2	17.1	13.3	13.5	6.7	4.0	2.7	1.1	0.6					
Female Camps	2	34	31	35	44	25	19	7	2	1	1				34	34.5	201
Percentages	1.0	16.9	15.4	17.4	21.9	12.4	9.5	3.5	1.0	0.5	0.5						
Female Elec. Monitoring		4	9	6	13	12	6	2	1						38	37.1	53
Percentages		7.5	17.0	11.3	24.5	22.6	11.3	3.8	1.9								
Female Residential Ctrs		1	3	3	5	2	2	1							35	36.1	17
Percentages		5.9	17.6	17.6	29.4	11.8	11.8	5.9									
Florence Crane Corr Fac	2	36	52	62	84	90	69	49	19	11	9	5	6	2	40	40.7	496
Percentages	0.4	7.3	10.5	12.5	16.9	18.1	13.9	9.9	3.8	2.2	1.8	1.0	1.2	0.4			
G. Robert Cotton Corr	6	97	71	98	122	93	83	46	37	21	14	17	1	1	38	39.3	707
Percentages	0.8	13.7	10.0	13.9	17.3	13.2	11.7	6.5	5.2	3.0	2.0	2.4	0.1	0.1			
Gus Harrison Corr Fac	1	51	61	72	92	90	64	30	13	11	6	3		1	38	38.4	495
Percentages	0.2	10.3	12.3	14.5	18.6	18.2	12.9	6.1	2.6	2.2	1.2	0.6		0.2			
Hiawatha Corr Fac	4	38	76	94	101	92	68	48	25	13	6	1	2		38	39.0	568
Percentages	0.7	6.7	13.4	16.5	17.8	16.2	12.0	8.5	4.4	2.3	1.1	0.2	0.4				
Huron Valley Female Ctr.		1	2		1	3									39	34.6	7
Percentages		14.3	28.6		14.3	42.9											
Huron Valley Male Ctr.	2	7	6	13	7	11	10	12	5	5	7	2	3		44	44.5	90
Percentages	2.2	7.8	6.7	14.4	7.8	12.2	11.1	13.3	5.6	5.6	7.8	2.2	3.3				
Huron Valley Men's Corr	6	34	36	32	33	26	22	10	4	4	1	3	1		34	35.5	212
Percentages	2.8	16.0	17.0	15.1	15.6	12.3	10.4	4.7	1.9	1.9	0.5	1.4	0.5				
Ionia Max Corr Fac		19	32	26	28	23	16	14	3	1	2				35	36.6	164
Percentages		11.6	19.5	15.9	17.1	14.0	9.8	8.5	1.8	0.6	1.2						
Kinross Corr Fac	3	55	90	111	112	97	100	55	43	20	7	3	1		39	39.4	697
Percentages	0.4	7.9	12.9	15.9	16.1	13.9	14.3	7.9	6.2	2.9	1.0	0.4	0.1				
Lakeland Corr Fac	1	34	57	75	84	72	52	50	24	31	14	20	9	11	41	43.4	534
Percentages	0.2	6.4	10.7	14.0	15.7	13.5	9.7	9.4	4.5	5.8	2.6	3.7	1.7	2.1			

C3b Age Breakdown of White Prisoner Population by Location as of December 2002

Page Two of Three

C - 78

INSTITUTION	< 20	20-24	25-29	30-34	35-39	40-44	45-49	50-54	55-59	60-64	65-69	70-74	75-79	80+	MED AGE	AVG AGE	COUNT
Macomb Corr Fac	4	27	40	48	42	67	48	26	14	6	8	1			40	39.4	331
Percentages	1.2	8.2	12.1	14.5	12.7	20.2	14.5	7.9	4.2	1.8	2.4	0.3					
Male Camps	14	167	149	166	163	151	88	28	12	9					34	34.2	947
Percentages	1.5	17.6	15.7	17.5	17.2	15.9	9.3	3.0	1.3	1.0							
Male Elec. Monitoring	5	58	41	62	49	45	26	14	2						33	33.8	302
Percentages	1.7	19.2	13.6	20.5	16.2	14.9	8.6	4.6	0.7								
Male Residential Ctrs	3	38	34	28	33	39	18	8	5	4	1				35	35.1	211
Percentages	1.4	18.0	16.1	13.3	15.6	18.5	8.5	3.8	2.4	1.9	0.5						
Marquette Branch Prison	5	54	57	64	82	64	52	34	28	17	6	1	3		38	38.9	467
Percentages	1.1	11.6	12.2	13.7	17.6	13.7	11.1	7.3	6.0	3.6	1.3	0.2	0.6				
Michigan Youth Corr	145														18	18.3	145
Percentages	100.0																
Mid-Mich Corr Fac	5	42	66	67	84	91	81	54	35	11	5	1	2	1	40	40.0	545
Percentages	0.9	7.7	12.1	12.3	15.4	16.7	14.9	9.9	6.4	2.0	0.9	0.2	0.4	0.2			
Mound Corr Fac	1	26	41	49	49	33	29	13	6	6	3	1			36	37.1	257
Percentages	0.4	10.1	16.0	19.1	19.1	12.8	11.3	5.1	2.3	2.3	1.2	0.4					
Muskegon Corr Fac	4	70	84	84	72	76	55	37	25	9	9	1			36	37.3	526
Percentages	0.8	13.3	16.0	16.0	13.7	14.4	10.5	7.0	4.8	1.7	1.7	0.2					
Newberry Corr Fac	8	55	56	47	65	43	23	17	10	3					34	34.5	327
Percentages	2.4	16.8	17.1	14.4	19.9	13.1	7.0	5.2	3.1	0.9							
Oaks Corr Fac	2	40	64	50	46	42	22	13	4	6		1	1		33	34.9	291
Percentages	0.7	13.7	22.0	17.2	15.8	14.4	7.6	4.5	1.4	2.1		0.3	0.3				
Ojibway Corr Fac	11	59	59	67	64	38	32	10	5	4					33	33.7	349
Percentages	3.2	16.9	16.9	19.2	18.3	10.9	9.2	2.9	1.4	1.1							
Parnall Corr Fac	4	37	66	84	128	139	91	70	44	40	22	16	6	2	42	42.9	749
Percentages	0.5	4.9	8.8	11.2	17.1	18.6	12.1	9.3	5.9	5.3	2.9	2.1	0.8	0.3			
Parr Highway Corr Fac	4	39	65	77	85	79	48	36	19	13	11	3			38	38.8	479
Percentages	0.8	8.1	13.6	16.1	17.7	16.5	10.0	7.5	4.0	2.7	2.3	0.6					
Pine River Corr Fac	7	61	62	74	74	75	53	23	27	12	4	1	1		36.5	37.4	474
Percentages	1.5	12.9	13.1	15.6	15.6	15.8	11.2	4.9	5.7	2.5	0.8	0.2	0.2				
Pugsley Corr Fac	1	46	76	81	94	77	58	36	16	9	3	3	3		37	37.9	503
Percentages	0.2	9.1	15.1	16.1	18.7	15.3	11.5	7.2	3.2	1.8	0.6	0.6	0.6				
Rich. A. Handlon MTU	34	399	123	18	5	8	4	2	1		1				23	23.6	595
Percentages	5.7	67.1	20.7	3.0	0.8	1.3	0.7	0.3	0.2		0.2						
Riverside Corr Fac	26	91	51	68	89	87	62	38	19	10	2	4	1		36	36.5	548
Percentages	4.7	16.6	9.3	12.4	16.2	15.9	11.3	6.9	3.5	1.8	0.4	0.7	0.2				
Robert Scott Corr Fac	8	40	55	62	69	47	40	26	10	7	4	1	1	1	36	37.0	371
Percentages	2.2	10.8	14.8	16.7	18.6	12.7	10.8	7.0	2.7	1.9	1.1	0.3	0.3	0.3			
Ryan Corr Fac	1	25	27	36	47	42	28	18	17	4	2		1		38	38.9	248
Percentages	0.4	10.1	10.9	14.5	19.0	16.9	11.3	7.3	6.9	1.6	0.8		0.4				
Saginaw Corr Fac	7	65	83	97	87	82	54	39	24	19	4	2	1		37	37.5	564
Percentages	1.2	11.5	14.7	17.2	15.4	14.5	9.6	6.9	4.3	3.4	0.7	0.4	0.2				
Southern MI Corr Fac	6	53	59	76	77	95	65	38	23	20	9	3	3		39	39.3	527
Percentages	1.1	10.1	11.2	14.4	14.6	18.0	12.3	7.2	4.4	3.8	1.7	0.6	0.6				

C3b Age Breakdown of White Prisoner Population by Location as of December 2002

Page Three of Three

INSTITUTION	< 20	20-24	25-29	30-34	35-39	40-44	45-49	50-54	55-59	60-64	65-69	70-74	75-79	80+	MED AGE	AVG AGE	COUNT
SPSM Reception & Guid Percentages	67 7.3	187 20.3	123 13.3	131 14.2	148 16.1	108 11.7	73 7.9	30 3.3	19 2.1	16 1.7	5 0.5	7 0.8	4 0.4	4 0.4	33	34.0	922
St. Louis Corr Fac Percentages	7 1.7	101 24.6	81 19.8	72 17.6	46 11.2	45 11.0	25 6.1	13 3.2	12 2.9	2 0.5	3 0.7	2 0.5	1 0.2		31	32.9	410
Standish Max Corr Fac Percentages	3 1.6	31 16.8	32 17.3	38 20.5	22 11.9	33 17.8	14 7.6	5 2.7	5 2.7	1 0.5	1 0.5				32	34.1	185
Straits Corr Facility Percentages	6 1.3	36 8.0	49 10.9	74 16.4	73 16.2	91 20.2	58 12.9	29 6.4	19 4.2	12 2.7	4 0.9				39	38.6	451
Thumb Corr Fac Percentages	1 0.2	62 12.5	64 12.9	75 15.2	74 14.9	97 19.6	57 11.5	33 6.7	14 2.8	13 2.6	4 0.8	1 0.2			38	37.7	495
West Shoreline Corr Fac Percentages	8 1.3	74 12.1	59 9.6	90 14.7	88 14.3	88 14.3	77 12.5	47 7.7	41 6.7	20 3.3	11 1.8	8 1.3	2 0.3	1 0.2	39	39.6	614
Western Wayne Corr Percentages	1 0.3	46 11.8	49 12.5	80 20.5	87 22.3	64 16.4	36 9.2	14 3.6	5 1.3	7 1.8		1 0.3	1 0.3		36	36.1	391
Total	494	3,137	2,884	3,133	3,334	3,104	2,226	1,292	741	465	227	131	60	25	36	36.9	21,253

SOURCE: Corrections Management Information System (CMIS).

C3c Age Breakdown of Non-White Prisoner Population by Location as of December 2002

Page One of Three

C - 80

INSTITUTION	< 20	20-24	25-29	30-34	35-39	40-44	45-49	50-54	55-59	60-64	65-69	70-74	75-79	80+	MED AGE	AVG AGE	COUNT
Alger Max Corr Fac Percentages		65 15.9	90 22.1	81 19.9	71 17.4	55 13.5	21 5.1	15 3.7	7 1.7	3 0.7					33	33.7	408
Baraga Max Corr Fac Percentages	1 0.2	94 15.7	133 22.2	125 20.8	101 16.8	76 12.7	44 7.3	17 2.8	7 1.2	1 0.2	1 0.2				32	33.4	600
Bellamy Creek Corr Fac Percentages	44 3.5	429 34.2	279 22.2	169 13.5	149 11.9	85 6.8	57 4.5	31 2.5	7 0.6	3 0.2	1 0.1				27	29.5	1,254
Boyer Road Corr Fac Percentages	5 0.9	47 8.8	101 18.8	102 19.0	86 16.0	78 14.6	64 11.9	36 6.7	9 1.7	5 0.9	1 0.2	2 0.4			35	36.4	536
Carson City Corr Fac Percentages	8 1.1	140 18.8	142 19.0	155 20.8	97 13.0	80 10.7	65 8.7	35 4.7	11 1.5	9 1.2	3 0.4		1 0.1		32	33.9	746
Chippewa Corr Facility Percentages	7 0.9	167 22.2	160 21.3	137 18.2	117 15.6	85 11.3	51 6.8	18 2.4	6 0.8	1 0.1		1 0.1	1 0.1		31	32.3	751
Cooper St. Corr Facility Percentages	10 1.5	82 12.0	100 14.6	126 18.4	121 17.7	105 15.4	69 10.1	41 6.0	15 2.2	7 1.0	5 0.7	1 0.1	1 0.1		36	36.1	683
Deerfield Corr Fac Percentages	5 1.0	81 16.7	79 16.3	81 16.7	54 11.1	73 15.1	48 9.9	32 6.6	21 4.3	7 1.4	2 0.4	1 0.2		1 0.2	34	36.0	485
Duane Waters Hospital Percentages									1 100.0						59	59.0	1
Earnest C. Brooks Corr Percentages	11 1.5	119 15.8	128 17.0	141 18.7	125 16.6	86 11.4	72 9.5	44 5.8	21 2.8	4 0.5	2 0.3	1 0.1			33	34.9	754
Female Camps Percentages	1 0.3	39 11.1	73 20.7	95 27.0	54 15.3	52 14.8	23 6.5	10 2.8	4 1.1	1 0.3					33	34.0	352
Female Elec. Monitoring Percentages		5 11.9	5 11.9	5 11.9	8 19.0	7 16.7	8 19.0	3 7.1		1 2.4					39	37.6	42
Female Residential Ctrs Percentages			3 21.4	3 21.4	2 14.3	2 14.3	2 14.3	2 14.3							35	37.9	14
Florence Crane Corr Fac Percentages	3 0.7	41 8.9	58 12.6	71 15.5	83 18.1	75 16.3	61 13.3	38 8.3	19 4.1	6 1.3	3 0.7	1 0.2			38	38.4	459
G. Robert Cotton Corr Percentages	8 0.8	113 11.3	147 14.7	167 16.7	174 17.4	137 13.7	120 12.0	76 7.6	28 2.8	12 1.2	9 0.9	4 0.4	3 0.3	1 0.1	36	37.3	999
Gus Harrison Corr Fac Percentages	2 0.3	54 8.4	92 14.2	117 18.1	100 15.5	114 17.6	77 11.9	58 9.0	23 3.6	6 0.9	1 0.2	2 0.3			38	37.9	646
Hiawatha Corr Fac Percentages	1 0.3	36 9.3	56 14.5	74 19.2	65 16.8	63 16.3	59 15.3	23 6.0	6 1.6	3 0.8					36	36.8	386
Huron Valley Female Ctr. Percentages			2 14.3	1 7.1	5 35.7	2 14.3	2 14.3	1 7.1	1 7.1						39	39.9	14
Huron Valley Male Ctr. Percentages		14 10.7	10 7.6	15 11.5	16 12.2	17 13.0	30 22.9	17 13.0	6 4.6	3 2.3	3 2.3				43	41.3	131
Huron Valley Men's Corr Percentages	2 0.7	33 11.5	38 13.2	47 16.4	56 19.5	50 17.4	30 10.5	16 5.6	6 2.1	3 1.0	2 0.7	2 0.7	1 0.3	1 0.3	37	37.1	287
Ionia Max Corr Fac Percentages	1 0.2	38 8.9	81 19.1	86 20.2	77 18.1	69 16.2	34 8.0	20 4.7	10 2.4	8 1.9	1 0.2				35	36.0	425
Kinross Corr Fac Percentages	2 0.4	45 8.8	81 15.9	89 17.5	95 18.7	81 15.9	60 11.8	32 6.3	17 3.3	6 1.2	1 0.2				36	37.2	509

C3c Age Breakdown of Non-White Prisoner Population by Location as of December 2002

Page Two of Three

C - 81

INSTITUTION	< 20	20-24	25-29	30-34	35-39	40-44	45-49	50-54	55-59	60-64	65-69	70-74	75-79	80+	MED AGE	AVG AGE	COUNT
Lakeland Corr Fac Percentages	3 0.4	54 7.6	90 12.7	138 19.4	120 16.9	109 15.3	93 13.1	47 6.6	23 3.2	14 2.0	10 1.4	5 0.7	5 0.7		38	38.7	711
Macomb Corr Fac Percentages	3 0.4	46 6.6	72 10.4	160 23.1	130 18.8	111 16.0	92 13.3	46 6.6	19 2.7	13 1.9		1 0.1			37	37.9	693
Male Camps Percentages	14 0.9	276 18.7	321 21.8	355 24.1	215 14.6	132 9.0	100 6.8	44 3.0	11 0.7	4 0.3	1 0.1	1 0.1			31	32.4	1,474
Male Elec. Monitoring Percentages	2 0.7	57 21.3	69 25.7	63 23.5	26 9.7	21 7.8	13 4.9	8 3.0	7 2.6	1 0.4	1 0.4				30	31.9	268
Male Residential Ctrs Percentages	1 0.5	49 23.7	47 22.7	27 13.0	17 8.2	23 11.1	18 8.7	13 6.3	5 2.4	5 2.4	2 1.0				31	34.3	207
Marquette Branch Prison Percentages	5 0.8	75 11.5	139 21.4	115 17.7	108 16.6	85 13.1	70 10.8	26 4.0	17 2.6	6 0.9	3 0.5	1 0.2			34	35.3	650
Michigan Youth Corr Percentages	315 100.0														18	18.2	315
Mid-Mich Corr Fac Percentages	3 0.7	49 12.2	63 15.7	77 19.2	72 17.9	64 15.9	44 10.9	14 3.5	12 3.0	1 0.2	3 0.7				35	35.7	402
Mound Corr Fac Percentages		65 8.3	133 16.9	189 24.0	129 16.4	92 11.7	91 11.6	54 6.9	22 2.8	4 0.5	5 0.6	1 0.1		1 0.1	35	36.6	786
Muskegon Corr Fac Percentages	4 0.5	98 12.7	168 21.8	141 18.3	119 15.5	106 13.8	55 7.1	52 6.8	16 2.1	9 1.2		1 0.1	1 0.1		34	35.1	770
Newberry Corr Fac Percentages	13 2.2	106 17.6	90 15.0	112 18.6	109 18.1	86 14.3	49 8.1	23 3.8	10 1.7	3 0.5	1 0.2				34	34.1	602
Oaks Corr Fac Percentages	1 0.2	64 14.3	103 23.0	81 18.1	75 16.8	54 12.1	39 8.7	18 4.0	9 2.0	2 0.4		1 0.2			33	34.2	447
Ojibway Corr Fac Percentages	11 1.8	82 13.5	119 19.6	121 19.9	107 17.6	86 14.2	58 9.6	18 3.0	4 0.7	1 0.2					33	33.9	607
Parnall Corr Fac Percentages	8 1.3	41 6.6	68 11.0	87 14.1	96 15.6	124 20.1	93 15.1	52 8.4	30 4.9	13 2.1	2 0.3	1 0.2	1 0.2	1 0.2	40	39.5	617
Parr Highway Corr Fac Percentages	3 0.6	49 10.4	80 16.9	86 18.2	90 19.1	73 15.5	55 11.7	26 5.5	5 1.1	2 0.4	2 0.4	1 0.2			36	36.0	472
Pine River Corr Fac Percentages	2 0.4	70 14.5	92 19.1	84 17.4	96 19.9	58 12.0	44 9.1	21 4.4	10 2.1	4 0.8		1 0.2			34	34.8	482
Pugsley Corr Fac Percentages	4 0.9	23 5.2	71 16.0	98 22.1	85 19.1	74 16.7	48 10.8	26 5.9	6 1.4	5 1.1	4 0.9				36	37.0	444
Rich. A. Handlon MTU Percentages	43 6.1	482 68.8	164 23.4	9 1.3	2 0.3				1 0.1						22	22.9	701
Riverside Corr Fac Percentages	25 3.6	113 16.2	101 14.5	120 17.2	111 15.9	111 15.9	60 8.6	33 4.7	11 1.6	7 1.0	2 0.3	1 0.1		1 0.1	34	34.5	696
Robert Scott Corr Fac Percentages	12 2.4	66 13.0	97 19.1	79 15.6	82 16.1	67 13.2	63 12.4	25 4.9	7 1.4	7 1.4	2 0.4			1 0.2	34.5	35.3	508
Ryan Corr Fac Percentages	1 0.1	50 6.2	115 14.3	138 17.2	152 19.0	131 16.3	93 11.6	66 8.2	32 4.0	13 1.6	4 0.5	2 0.2	3 0.4	2 0.2	38	38.6	802
Saginaw Corr Fac Percentages	14 1.5	134 14.6	172 18.8	185 20.2	155 16.9	108 11.8	71 7.8	48 5.2	18 2.0	8 0.9	2 0.2				33	34.4	915

C3c Age Breakdown of Non-White Prisoner Population by Location as of December 2002

Page Three of Three

INSTITUTION	< 20	20-24	25-29	30-34	35-39	40-44	45-49	50-54	55-59	60-64	65-69	70-74	75-79	80+	MED AGE	AVG AGE	COUNT
Southern MI Corr Fac Percentages	5 0.6	72 8.2	127 14.4	151 17.1	148 16.8	121 13.7	119 13.5	76 8.6	45 5.1	12 1.4	3 0.3	1 0.1	2 0.2	1 0.1	38	38.3	883
SPSM Reception & Guid Percentages	68 6.4	228 21.5	192 18.1	170 16.0	138 13.0	115 10.8	82 7.7	36 3.4	12 1.1	6 0.6	2 0.2	6 0.6	5 0.5		30	32.5	1,060
St. Louis Corr Fac Percentages	24 2.9	222 27.1	178 21.7	156 19.0	99 12.1	73 8.9	44 5.4	16 2.0	5 0.6	1 0.1	2 0.2				29	30.7	820
Standish Max Corr Fac Percentages	3 1.0	54 17.1	63 20.0	62 19.7	54 17.1	38 12.1	29 9.2	7 2.2	3 1.0	2 0.6					32	33.6	315
Straits Corr Facility Percentages	4 0.8	55 10.8	78 15.4	93 18.3	101 19.9	82 16.1	60 11.8	21 4.1	13 2.6	1 0.2					36	35.9	508
Thumb Corr Fac Percentages	3 0.4	107 15.7	127 18.6	109 16.0	97 14.2	92 13.5	78 11.4	41 6.0	22 3.2	3 0.4	2 0.3	1 0.1			34	35.5	682
West Shoreline Corr Fac Percentages	5 1.5	40 11.6	48 14.0	58 16.9	60 17.4	58 16.9	38 11.0	19 5.5	10 2.9	6 1.7		1 0.3	1 0.3		36	36.7	344
Western Wayne Corr Percentages	3 0.7	30 7.0	51 11.9	84 19.6	107 24.9	76 17.7	46 10.7	23 5.4	4 0.9	4 0.9	1 0.2				36	36.7	429
Total	713	4,499	5,096	5,235	4,556	3,762	2,742	1,464	614	246	89	41	25	10	33	34.7	29,092

SOURCE: Corrections Management Information System (CMIS).

C4 2002 Prisoner Movement Summary: Institutions and Camps Only

INTAKE

New Court Commitment	5,328
Probation Violator (Technical or New Sentence)	4,230
Parole Violator New Sentence	1,450
Escaper New Sentence	42
TOTAL	11,050

EXIT

Movement to Parole	9,129
Release to Court on Writ	4,530
Transfer to Community Residential Programs	1,962
Discharge from Sentence	1,659
Temporarily Housed at a County Jail	82
Death	114
Release to Mental Health Hospital or Criminal Justice Agency	8
Escape	3
TOTAL	17,487

RETURN

Return from Court <i>without</i> Additional Sentence	3,216
Technical Parole Violator Return	3,289
Return from Escape from Community Residential Programs	567
Return from Court <i>with</i> Additional Sentence Imposed	1,088
Return from County Jail	74
Direct Return from Community Residential Programs	223
Return While on Parole Status	101
Return from Mental Health Hospital or Criminal Justice Agency	12
Return from Escape from Institution, Camp, SAI-Prison, TRV, or non-DOC location.....	9
TOTAL	8,579

2002 Institution and Camp Population Change = +2,142

(INTAKE - EXIT + RETURN = POPULATION CHANGE)

SOURCE: Corrections Management Information System (CMIS).

NOTE: Includes institution, camp, and SAI-Prison movements.

Only movements affecting the total population count are shown (e.g., excludes movements between institutions, and temporary movements to/from hospitals).

C5 Escapes from Secure DOC Custody

Calendar Years 1997 - 2002

Escapes from secure DOC custody include any and all escapes from:

- CFA institutions and camps.
- CFA custody (i.e., while under CFA control, such as while in transit or hospitalized).
- Special Alternative Incarceration (SAI boot camp for prisoners and probationers).
- Technical Rule Violator (TRV) Centers for CRP & parole violators.

Escapes from Secure DOC Custody

Calendar Years 1997 - 2002

	1997	1998	1999	2000	2001	2002
CFA	13	14	0	7	5	3
SAI	5	1	1	3	0	0
TRV	4	1	2	2	3	2
TOTALS	22	16	3	12	8	5

Source: Corrections Management Information System (CMIS)

NOTE: In 2002, there were also two escapes of Michigan prisoners from non-DOC locations, while released to court on writ.

This section summarizes 2002 data on offender movement to parole and Parole Board activity and decisions. It also examines the parole outcomes of offenders who paroled in 1998.

Table D shows the total number of prisoner movements to parole each year from 1988 through 2002.

Table D1 compares 2002 Parole Board activity and decisions to that of the previous seventeen years. Table D1a provides more detail regarding the 2002 activity of the Parole Board.

Table D2 shows the parole outcomes of prisoners who paroled in 1998. This routine follow-up is conducted only on offenders who parole from their sentences for the first time in the applicable year (i.e., reparaoles are excluded from the analysis). The recidivism measure is whether parolees are returned to prison, either as technical rule violators or as parole violators with new sentences (PVNS) during the parole term.

The offense groups shown on the left in Table D2 are the crimes from which the prisoners were paroled. Of the 8,111 prisoners paroled for the first time in 1998, 4,246 (52%) completed the parole term successfully, 2,649 (33%) were returned to prison for technical rule violations, and 1,216 (15%)

were sentenced to prison for new offenses committed while on parole.

Table D2a examines the 1,216 parole violators with new sentences. It compares the new crimes committed while on parole to the original crimes from which the offenders paroled.

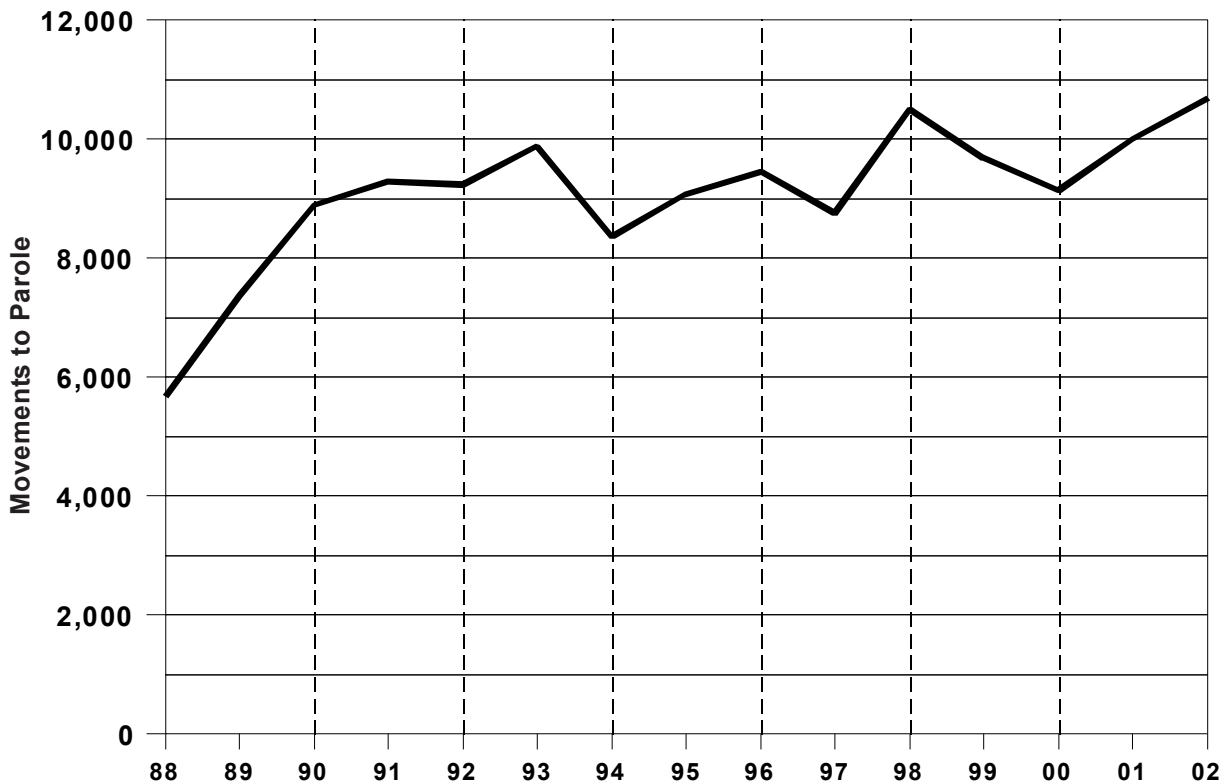
To read Table D2a, locate the original crimes in the first column on the left. Alpha characters in parentheses follow the descriptive labels. Corresponding alpha characters appear across the top of the table, identifying the new crime types. The first number to the right of each original crime shows the number of offenders who were paroled in 1998 from that original crime and then returned to prison for a new crime. The cells where the corresponding rows and columns intersect show how many of the new sentences were for the same offense types as the original crimes.

For example, 44 of the 1,216 parole violators with new sentences in Table D2a were paroled from the original crime of auto theft. Of those 44, 14 were returned to prison during the parole term for a new auto theft sentence.

D Annual Movements to Parole

Calendar Years 1988 - 2002

Year	Movement to Parole	Numerical Change	Percent Change
1988	5,676	---	---
1989	7,385	1,709	30.1
1990	8,895	1,510	20.4
1991	9,300	405	4.6
1992	9,240	(60)	(0.6)
1993	9,881	641	6.9
1994	8,370	(1,511)	(15.3)
1995	9,078	708	8.5
1996	9,465	387	4.3
1997	8,758	(707)	(7.5)
1998	10,506	1,748	20.0
1999	9,682	(824)	(7.8)
2000	9,133	(549)	(5.7)
2001	10,001	868	9.5
2002	10,697	696	7.0



SOURCE: Corrections Management Information System (CMIS).

D1 Parole Board Activity, 1985 - 2002

Year	Interviews	Paroles Without Interview	Total Paroles Ordered	Parole Denials	Parole Violation Continuances	Actual Movement to Parole
1985	6,370	1,020	3,856	2,694	965	3,290
1986	7,686	1,299	4,352	2,966	814	4,012
1987	8,987	1,753	5,975	4,096	897	4,491
1988	8,815	2,057	7,310	3,880	972	5,676
1989	8,199	2,495	8,713	4,412	1,173	7,385
1990	11,433	3,164	10,748	5,004	1,424	8,895
1991	11,701	3,077	10,042	5,511	1,360	9,300
1992	9,624	3,360	11,854	7,553	1,602	9,240
1993	9,974	2,133	11,177	6,486	1,908	9,881
1994	10,884	1,879	9,795	7,262	1,952	8,370
1995	13,119	1,988	9,678	7,923	2,050	9,078
1996	15,288	2,235	10,306	7,480	2,228	9,465
1997	14,011	2,554	9,751	7,898	2,480	8,758
1998	13,814	2,837	10,366	9,845	2,675	10,506
1999	13,665	2,578	10,775	10,151	3,173	9,682
2000	19,445	2,116	10,479	11,664	2,942	9,133
2001	19,958	2,428	11,429	11,936	2,807	10,001
2002	21,106	1,766	11,859	12,533	2,921	10,697

SOURCE: Corrections Management Information System (CMIS).

D1a 2002 Parole Board Action

Total Cases — 34,117

<i>Code/Title</i>	<i>Number</i>
PAROLES AND REINSTATEMENTS	
60 Reinstatement on Parole	282
61 Regular Parole	8,164
62 Parole in Custody	556
64 Special Parole	1
67 Reparoled on Same Term	602
69 SAI Parole*	488
76 Paroled Without Interview	1,766
Total	11,859
SERVICE CONTINUED	
19 Technical Violation Sustained	2,921
20 Further Demonstration	44
29 Risk to Community	12,489
Total	15,454

<i>Code/Title</i>	<i>Number</i>
DISPOSITION DEFERRED	
42 Current Psychiatric Report	433
48 Satisfactory Placement	225
Total	658
OTHER ACTION	
18 Board Referred to List	312
38 Rescinded Parole	3,148
39 Suspended Parole	667
70 Voluntary Termination of Prop Contr	298
84 RGT Recommended by Warden	1
89 Voluntary Contract Termination	2
91 Long Indeterminate Interview	1
92 Lifer Law Interview	741
93 Murder First Interview	976
Total	6,146

Source: Corrections Management Information System (CMIS).
 *SAI paroles are not subject to Parole Board review.

D2 Parole Outcomes of Offenders Who Paroled in 1998 by Offense Group as of 2002

D - 5

	TOTAL CASES	SUCCESSSES			FAILURES			BY PERCENT TO TOTAL			
		Total	Discharge	Med./Admin. Return*	Total	Technical Violations	New Sentence	Total Success	Total Failure	Technical Violations	New Sentence
Total All Cases	8,111	4,246	4,171	75	3,865	2,649	1,216	52.3	47.7	32.7	15.0
Offenses Against Persons	2,081	1,285	1,268	17	796	602	194	61.7	38.3	28.9	9.3
Homicide	187	152	152		35	29	6	81.3	18.7	15.5	3.2
Abduction - Kidnapping	9	4	4		5	4	1	44.4	55.6	44.4	11.1
Assault	663	409	401	8	254	183	71	61.7	38.3	27.6	10.7
Robbery	773	414	406	8	359	263	96	53.6	46.4	34.0	12.4
Offenses against Children	17	13	13		4	4		76.5	23.5	23.5	
Criminal Sexual Conduct	432	293	292	1	139	119	20	67.8	32.2	27.5	4.6
Property Offenses	3,072	1,272	1,237	35	1,800	1,142	658	41.4	58.6	37.2	21.4
Arson	55	30	30		25	20	5	54.5	45.5	36.4	9.1
Burglary	1,093	428	420	8	665	388	277	39.2	60.8	35.5	25.3
Larceny	1,183	472	455	17	711	480	231	39.9	60.1	40.6	19.5
Auto Theft	188	73	72	1	115	71	44	38.8	61.2	37.8	23.4
Forgery, Uttering & Publishing	314	139	135	4	175	118	57	44.3	55.7	37.6	18.2
Embezzlement	53	33	30	3	20	11	9	62.3	37.7	20.8	17.0
Fraud	93	50	48	2	43	26	17	53.8	46.2	28.0	18.3
Malicious Destruction	93	47	47		46	28	18	50.5	49.5	30.1	19.4
All Other Offenses	2,958	1,689	1,666	23	1,269	905	364	57.1	42.9	30.6	12.3
Drugs	1,804	988	970	18	816	594	222	54.8	45.2	32.9	12.3
Weapons	281	162	160	2	119	95	24	57.7	42.3	33.8	8.5
Prostitution	7				7	4	3		100.0	57.1	42.9
Interfere with Legal Processes	94	51	51		43	31	12	54.3	45.7	33.0	12.8
Miscellaneous	159	76	74	2	83	60	23	47.8	52.2	37.7	14.5
Motor Vehicles	613	412	411	1	201	121	80	67.2	32.8	19.7	13.1
Number of Deaths on Parole: 25											

SOURCE: Corrections Management Information System (CMIS).

*Medical or Administrative Return to prison.

NOTE: Follow-up includes only those offenders who paroled from their sentence(s) for the first time in 1998 (i.e., no reparaoles).

D2a 1998 Parolees Returned with New Sentences (PVNS) During Parole Term as of 2002 Original Crime Type vs. New Crime Type

DESCRIPTION (Original Crime)	ORIG TOTAL	NEW CRIMES AGAINST A PERSON							NEW PROPERTY CRIMES									OTHER NEW OFFENSES						
		Total	(A)	(C)	(D)	(E)	(F)	(G)	Total	(H)	(I)	(J)	(K)	(L)	(M)	(N)	(O)	Total	(P)	(Q)	(R)	(U)	(V)	(W)
TOTAL PVNS	1,216	197	18	2	67	72	4	34	565	4	181	231	49	74	8	8	10	454	224	35	3	71	18	103
PERSON	194	87	8	1	23	40	1	14	40	1	11	15	4	9	0	0	0	67	38	8	0	12	3	6
Homicide (A)	6	2	1	0	1	0	0	0	1	0	0	1	0	0	0	0	0	3	2	0	0	0	1	0
Abduction — Kidnapping (C)	1	1	0	1	0	0	0	0	0	0	0	0	0	0	0	0	0	0	0	0	0	0	0	0
Assault (D)	71	31	4	0	16	8	1	2	9	1	0	4	1	3	0	0	0	31	17	4	0	6	0	4
Robbery (E)	96	43	3	0	6	31	0	3	26	0	8	10	3	5	0	0	0	27	18	3	0	5	1	0
Offenses Against Children (F)	0	0	0	0	0	0	0	0	0	0	0	0	0	0	0	0	0	0	0	0	0	0	0	0
Criminal Sexual Conduct (G)	20	10	0	0	0	1	0	9	4	0	3	0	0	1	0	0	0	6	1	1	0	1	1	2
PROPERTY	658	82	6	1	35	22	3	15	460	2	152	189	38	58	6	7	8	116	50	9	1	31	6	19
Arson (H)	5	1	0	0	1	0	0	0	1	1	0	0	0	0	0	0	0	3	2	0	0	0	0	1
Burglary (I)	277	46	4	0	18	14	1	9	178	0	113	40	12	9	1	0	3	53	17	4	0	16	4	12
Larceny (J)	231	23	1	0	11	6	2	3	175	1	28	122	7	16	1	0	0	33	20	3	1	7	1	1
Auto Theft (K)	44	5	1	0	3	1	0	0	31	0	5	9	14	3	0	0	0	8	3	1	0	4	0	0
Forgery, Uttrg & Publishg (L)	57	2	0	0	1	0	0	1	45	0	1	8	3	26	2	4	1	10	5	0	0	2	1	2
Embezzlement (M)	9	1	0	0	0	1	0	0	7	0	1	3	1	0	2	0	0	1	0	1	0	0	0	0
Fraud (N)	17	1	0	1	0	0	0	0	13	0	0	5	1	4	0	3	0	3	1	0	0	1	0	1
Malicious Destruction (O)	18	3	0	0	1	0	0	2	10	0	4	2	0	0	0	0	4	5	2	0	0	1	0	2
OTHER	364	28	4	0	9	10	0	5	65	1	18	27	7	7	2	1	2	271	136	18	2	28	9	78
Drugs (P)	222	17	3	0	5	7	0	2	43	1	12	16	3	7	2	1	1	162	124	10	0	15	6	7
Weapons (Q)	24	6	0	0	2	2	0	2	4	0	0	3	1	0	0	0	0	14	4	6	0	4	0	0
Prostitution (R)	3	0	0	0	0	0	0	0	1	0	0	1	0	0	0	0	0	2	0	0	2	0	0	0
Interfere W/Legal Process (U)	12	0	0	0	0	0	0	0	4	0	2	2	0	0	0	0	0	8	1	0	0	5	0	2
Miscellaneous (V)	23	3	1	0	1	1	0	0	11	0	3	4	3	0	0	0	1	9	5	1	0	0	1	2
Motor Vehicles (W)	80	2	0	0	1	0	0	1	2	0	1	1	0	0	0	0	0	76	2	1	0	4	2	67

Field Operations Administration



This section contains data and information regarding the community supervision programs and functions of the Department's Field Operations Administration (FOA).

The Field Operations Administration is responsible for supervision of all adult felons on probation and parole, as well as prisoners living in the community. Prisoners are either housed in FOA operated residential centers or supervised on electronic monitoring. Selected parolees and probationers are also supervised on electronic monitoring.

In addition, the FOA is responsible for administration and operation of the Department's technical rule violator centers for parolees and FOA prisoners, residential programs for selected parolees and probationers, as well as the Department's Special Alternative Incarceration (SAI) boot camp program for prisoners and probationers.

The FOA also supervises offenders sentenced to supervision under the Holmes Youthful Trainee Act, and the Parole Board is a component of the Field Operations Administration.

Also, in 1995, Michigan's Office of Community Corrections (OCC) was transferred into the

Department as an agency within the FOA. The OCC works with local units of government to implement the Community Corrections Act (P.A. 511 of 1988).

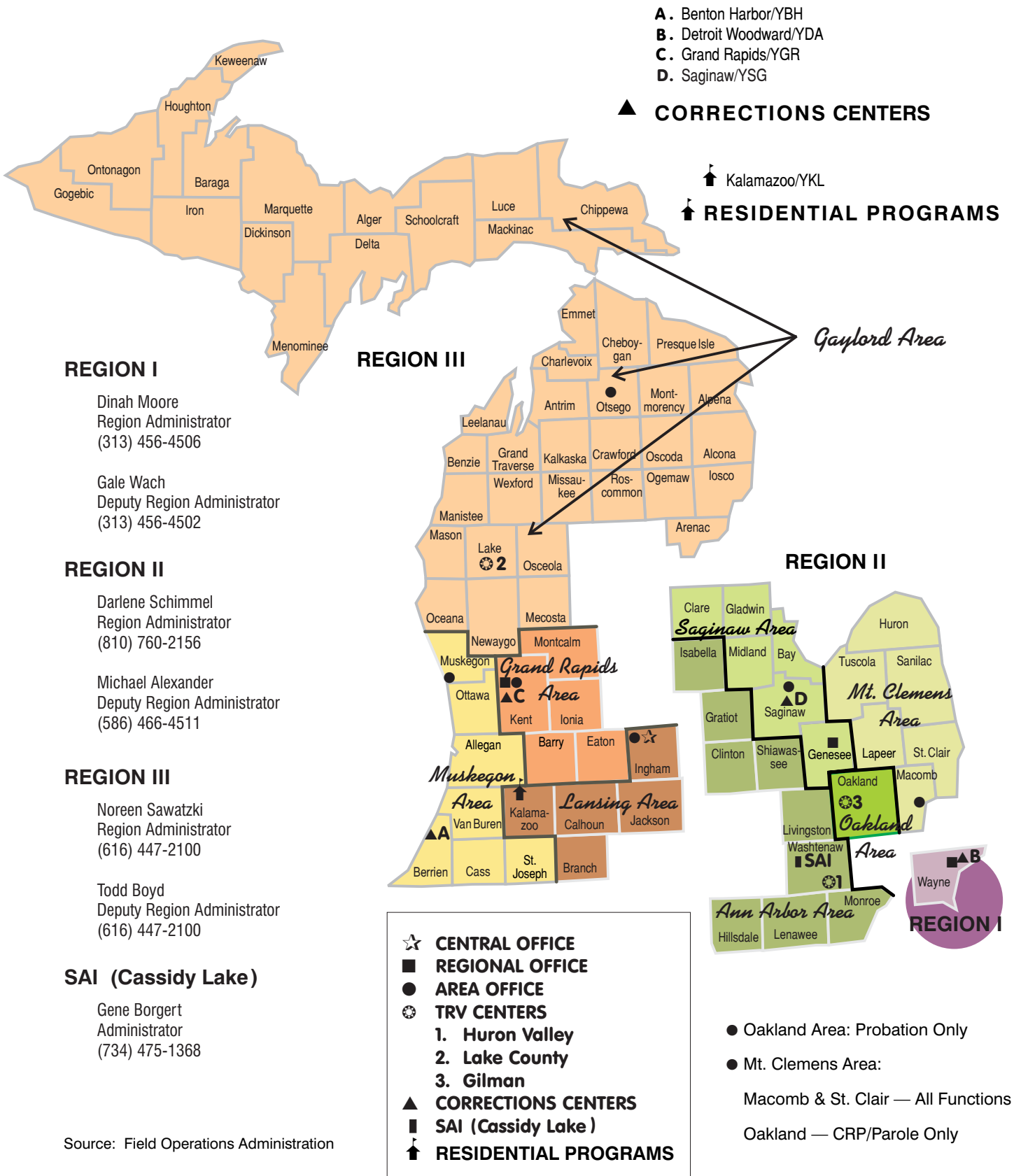
Field operations are administered through Regional and Area offices (see map). Region I is Wayne County; Region II is roughly the southeastern portion of the lower peninsula, except for Wayne County; and Region III is the rest of the lower peninsula and all of the upper peninsula.

The FOA central office prepares budgets, sets policy and procedure, initiates and manages special projects and assignments, and handles issues that cannot be taken care of locally, such as Interstate Compact matters and communications regarding absconders picked up in other states.

This report section is divided into four subsections.

- *Probation and Parole Supervision*
- *Special Alternative Incarceration Program*
- *Community Residential Programs*
- *Office of Community Corrections*

MAP Michigan Department of Corrections Field Operations Administration Regions and Areas As of December 31, 2002



Probation and Parole Supervision

Table E1 shows the number of parolees returned to prison for technical violations and new sentences, broken down by gender and year. Table E1 also shows the number of parole revocation hearings held each year.

Table E2 presents breakdowns of Field Operations *personnel* by type of offender supervised and by employee job classification. Table E2 also displays a breakdown of Field Operations *fun*ds by type of offender supervised.

Table E3 shows the distribution of investigations conducted by type, and a breakdown of the average number of offenders supervised

by type. Workloads in 2002 increased slightly from the previous year. The average agent workload was 101:1 in 2002.

Table E4 displays the number of pre-sentence investigations conducted each year since 1993.

Tables E5 and E6 show the average number of parolees and probationers under supervision each year.

E1 Violations of Parole Supervision 1993 - 2002

TECHNICAL VIOLATOR RETURNS
(Includes Returns from Out-of-State)

Date	Male	Female	Total
1993	1,849	106	1,955
1994	1,828	136	1,964
1995	1,766	150	1,916
1996	2,401	176	2,577
1997	2,492	176	2,668
1998	2,892	218	3,110
1999	2,958	228	3,186
2000	2,869	242	3,111
2001	2,977	259	3,236
2002	3,030	259	3,289

NEW SENTENCE RETURNS

Date	Male	Female	Total
1993	1,504	61	1,565
1994	1,160	73	1,233
1995	859	31	890
1996	972	61	1,033
1997	1,225	63	1,288
1998	1,281	64	1,345
1999	1,202	57	1,259
2000	1,100	66	1,166
2001	1,131	64	1,195
2002	1,350	91	1,441

PAROLE REVOCATION HEARINGS

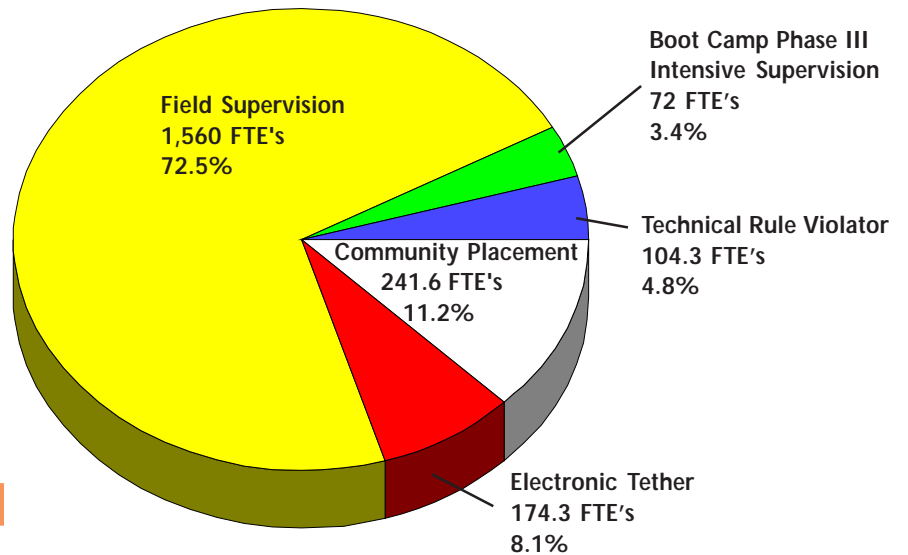
Date	Total
1993	270
1994	398
1995	590
1996	579
1997	659
1998	562
1999	718
2000	659
2001	796
2002	999

SOURCES: Corrections Management Information System (CMIS) and Field Operations Administration.

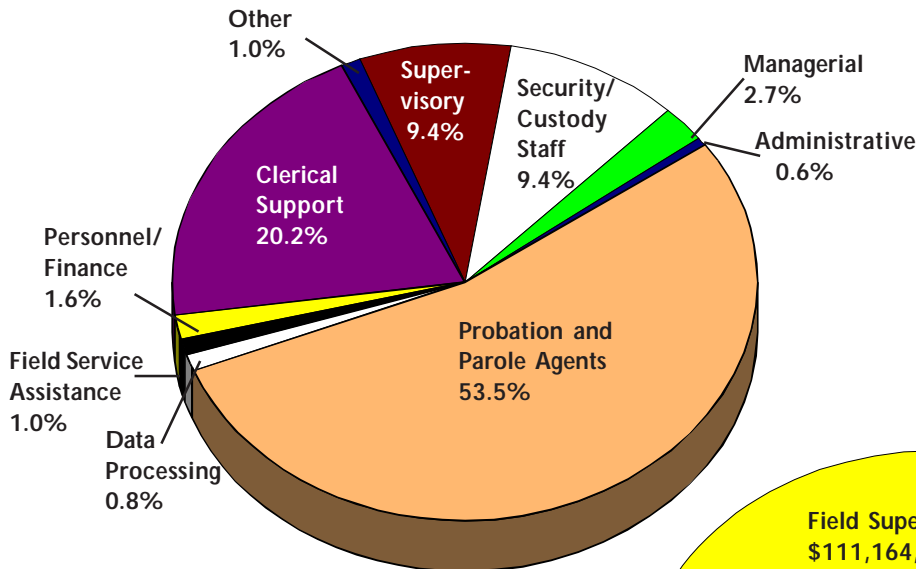
E2 2002 Personnel and Funds Distribution

TOTAL FTE's = 2,152

PERSONNEL (FUNCTIONS)

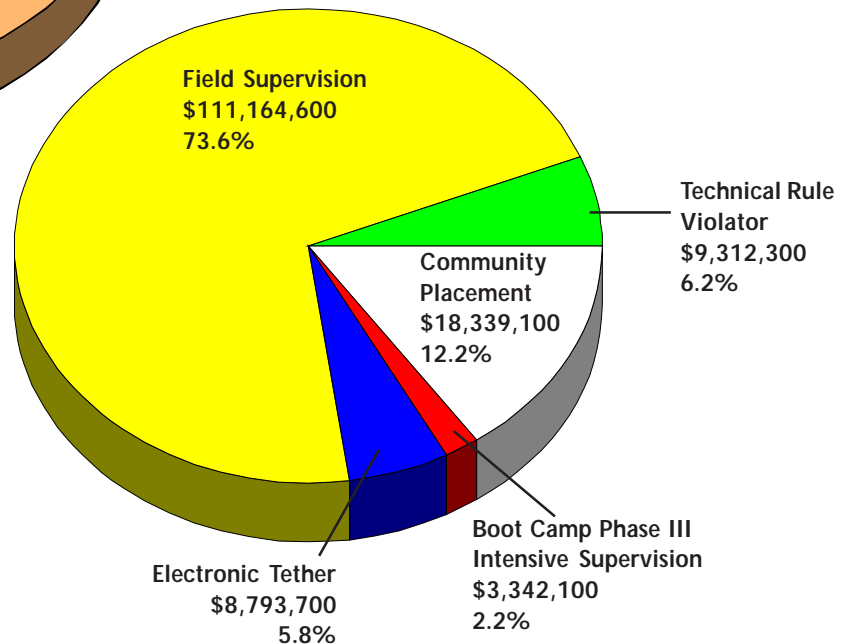


PERSONNEL (CLASSIFICATION)



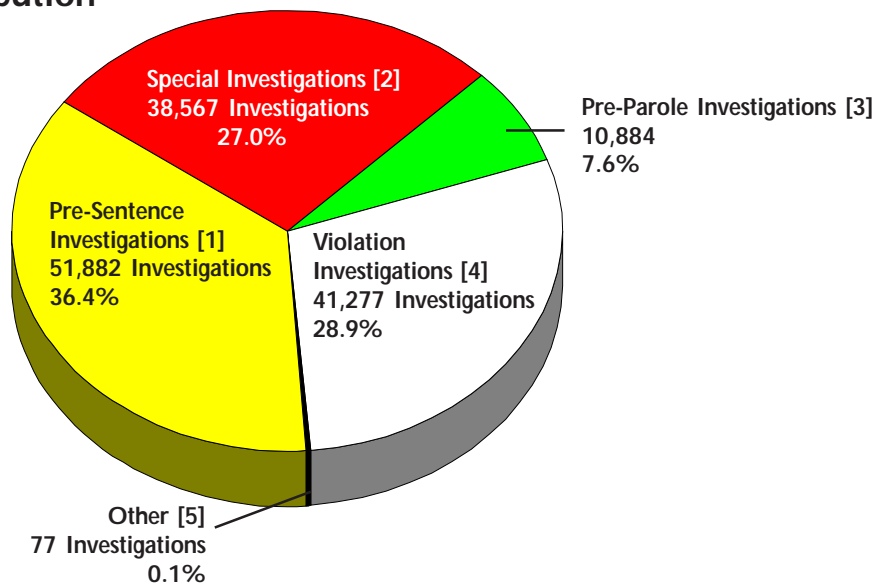
TOTAL FUNDS = \$150,951,800

FUNDS



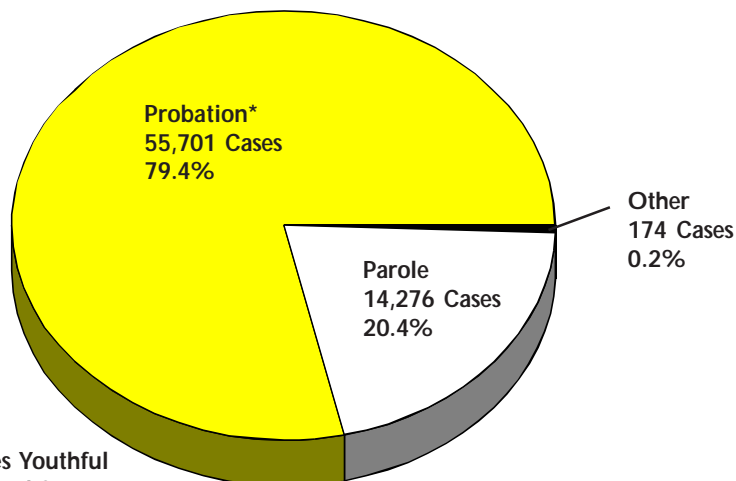
SOURCE: Field Operations Administration.

E3 2002 Work Distribution



INVESTIGATIONS: 142,687

1. PRE-SENTENCE INVESTIGATIONS: in-depth analysis of the individual and circumstances of the offense.
2. SPECIAL INVESTIGATIONS: assignments completed at the request of the Governor, other states, the parole board, or the court.
3. PRE-PAROLE INVESTIGATIONS: prior to inmate release, living arrangements and job placement are investigated.
4. VIOLATION INVESTIGATIONS: reports prepared subsequent to a parole or probation violation.
5. OTHER: investigations done for community residential programs.



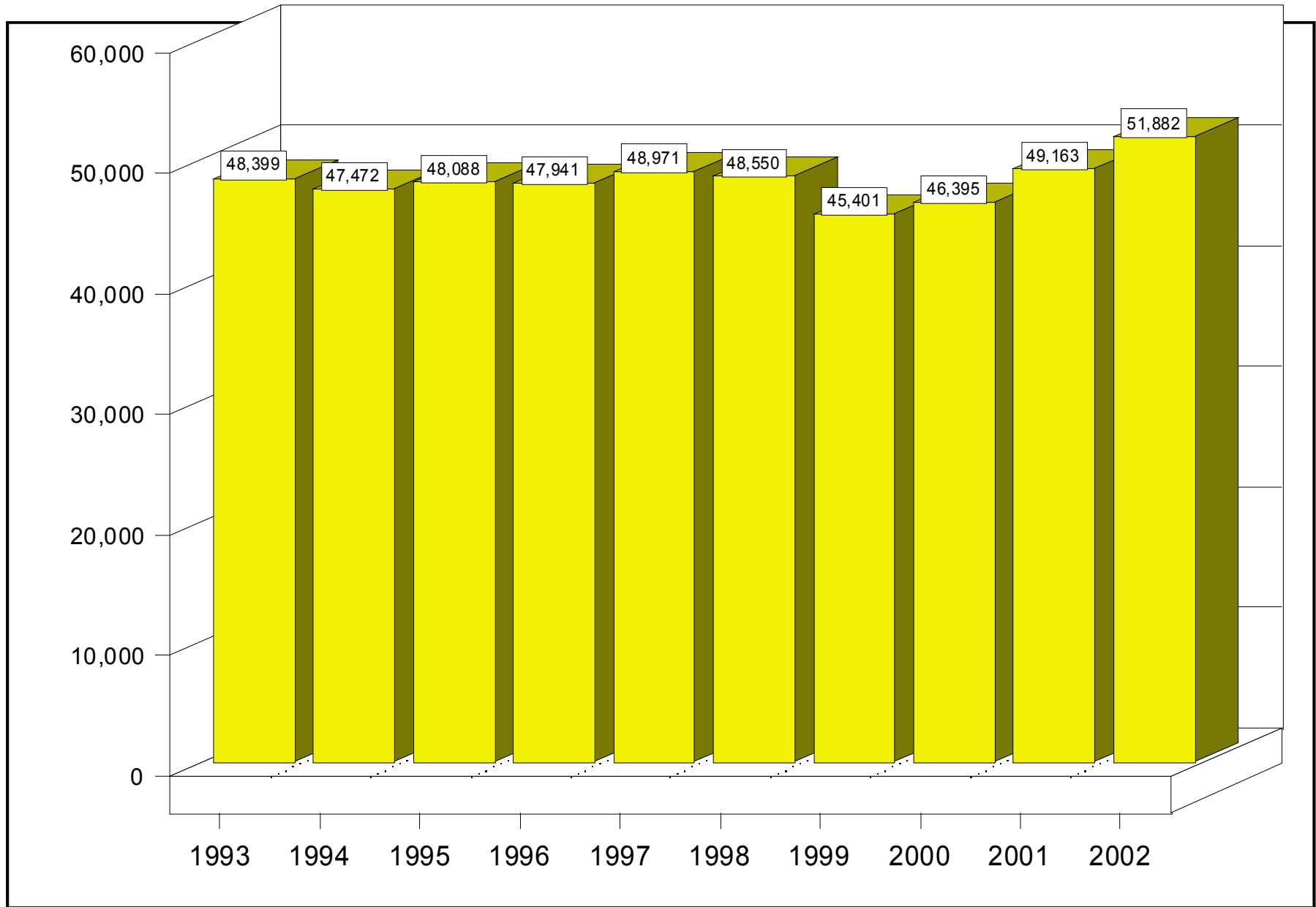
* Includes Holmes Youthful Trainee & Delayed Sentence Cases

SUPERVISION — AVERAGE NUMBER OF OFFENDERS SUPERVISED: 70,151

Supervision is the process in which parole or probation agents work with offenders who are under the jurisdiction of the Department of Corrections (parole) or the jurisdiction of the Courts (probation, Holmes Youthful Trainee, and delayed sentences). The case numbers in the chart represent the average number of cases under supervision during the year.

SOURCE: Field Operations Administration.

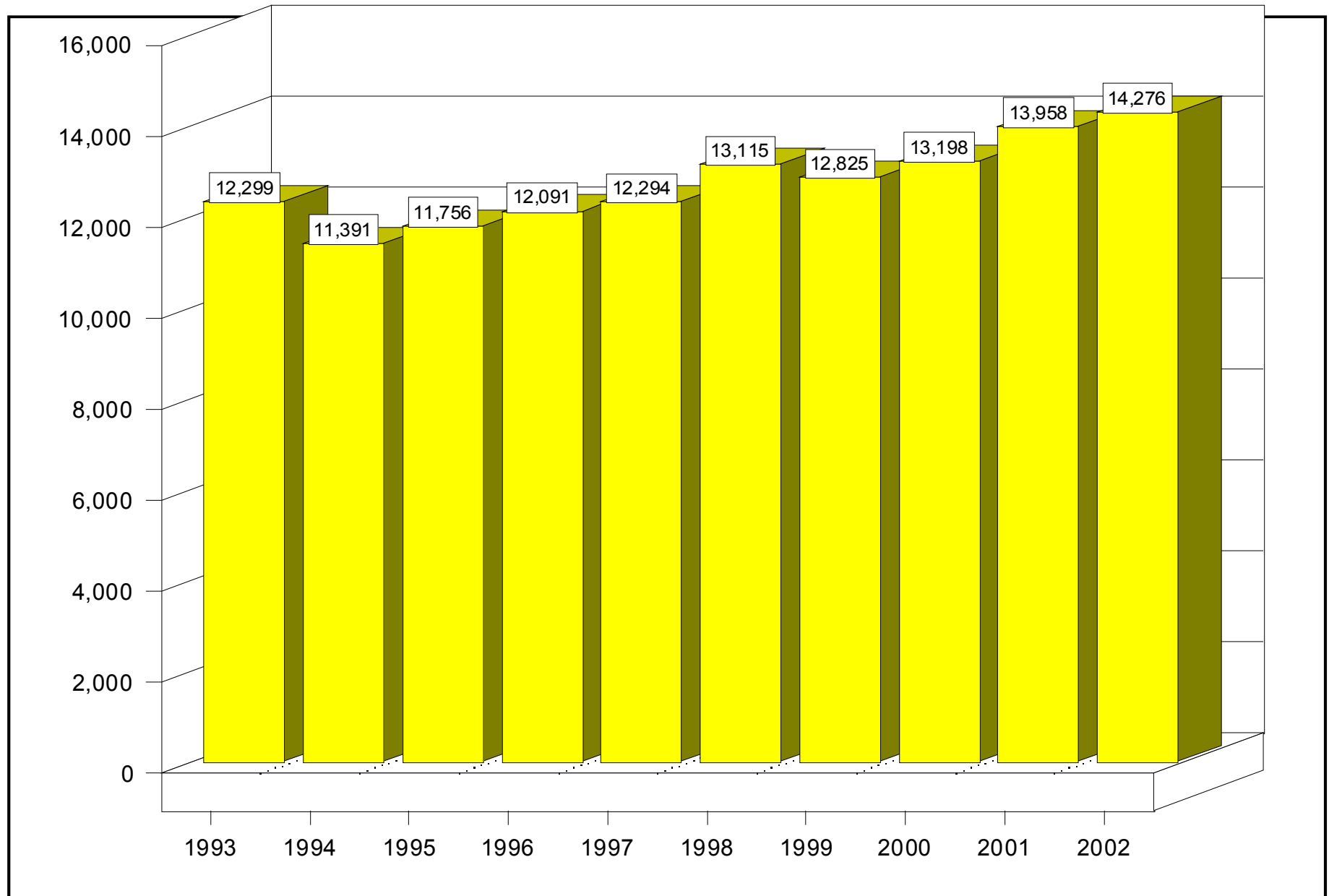
E4 Total Number of Pre-Sentence Investigations 1993 - 2002



E - 7

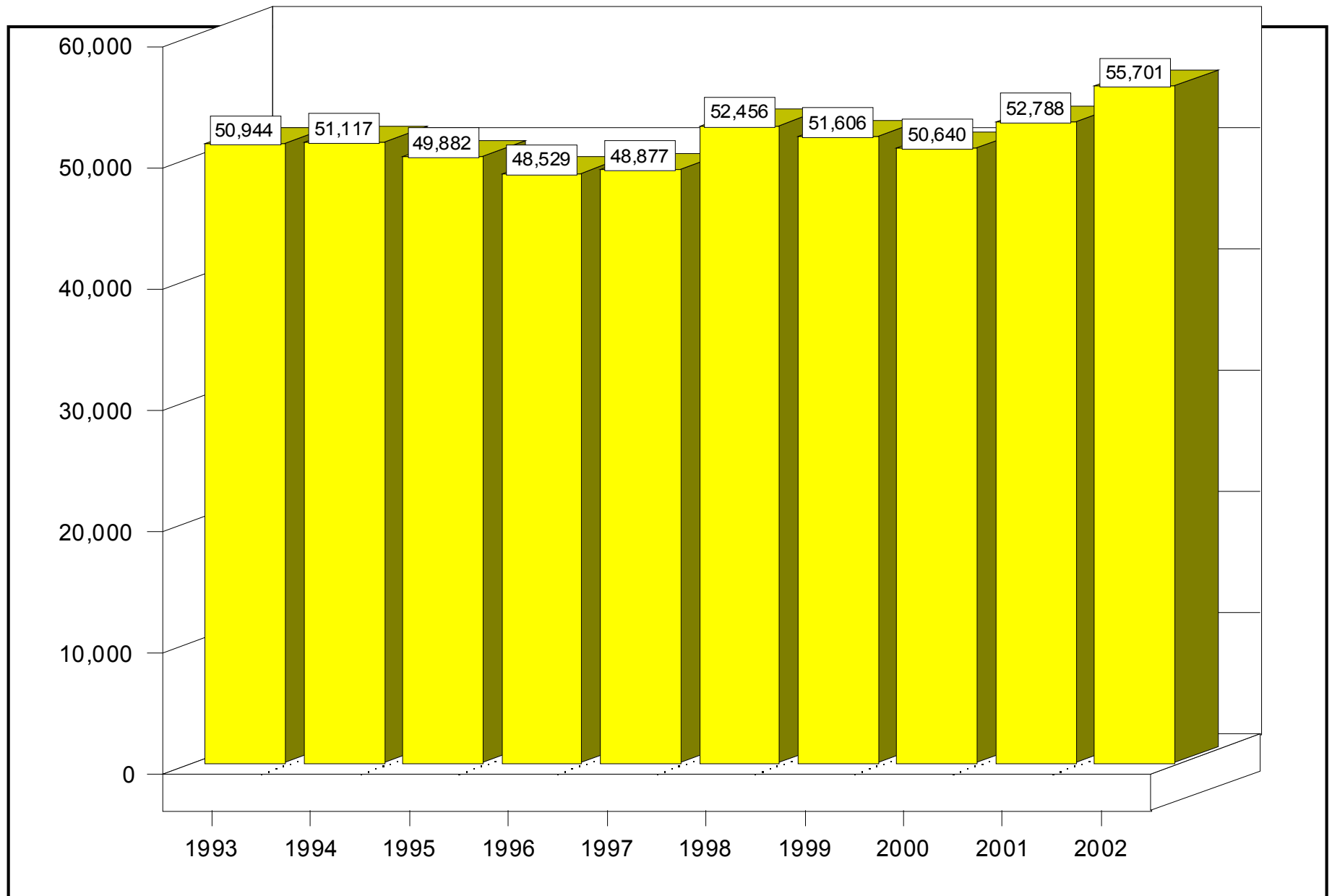
SOURCE: Field Operations Administration.

E5 Average Number of Parolees Supervised 1993 - 2002



SOURCE: Field Operations Administration.

E6 Average Number of Probationers Supervised 1993 - 2002
(Includes Probation, Delayed Sentences and Holmes Youthful Trainees)



E - 9

SOURCE: Field Operations Administration

Special Alternative Incarceration Program

This section describes offenders committed to the Special Alternative Incarceration (SAI) boot camp program for prisoners and probationers. SAI is a three-phase program.

Phase I, patterned after military basic training, involves physical fitness and programming (education, substance abuse awareness, basic life skills and counseling).

Phase II is an optional residential placement in the community while on parole or probation.

Phase III is parole or probation supervision in the community, beginning with at least 120 days of intensive supervision.

The program's objectives are to end criminal behavior by developing offender self-esteem and self-

discipline, a sense of individual responsibility and a positive work ethic.

Tables E7a, E7b and E8 provide data regarding SAI prisoner and probationer intake.

Tables E9a through E9d summarize SAI Phase I program performance and post-program outcomes.

Additional information about the SAI program (such as the offender eligibility criteria) is available in a separate annual report.

E7a 2002 SAI Prisoner Intake by Offense
Special Alternative Incarceration Boot Camp
(Includes Attempts)
Page One of Two

Offense	Violations
GRAND TOTAL	654
28.729 Sex Offender - Fail to Register	2
257.602A3 Police Officer-Fleeing/Vehicle CD 2nd Off	13
257.6251 Operate Motor Vehicle - Addict or Intox	6
257.6256D Operating - OUIL/Per Se/OWI - 3rd Offense	63
333.7401 Controlled Sub - Mfg, Del, Poss	27
333.74012A3 Controlled Sub - Mfg, Del, Poss 50-224g	4
333.74012A4 Controlled Sub - Mfg, Del, Poss <50g	71
333.74012B Contr Sub - Mfg, Del, Poss, Sch 1,2,3, Methamphet.	5
333.74012C-A Controlled Sub, Mfg, Del, Poss, (Sch 4)	1
333.7403 Controlled Sub - Possession	1
333.74032A5 Controlled Sub - Poss Less 25g, Narc or Cocaine	27
333.74032C Controlled Sub, Poss Sch 5/LSD	1
333.74032D Controlled Sub - Possession of Marijuana	2
333.7405D Controlled Sub - Maintain or Keep Drug House	3
333.74071C Controlled Sub - Obtaining by Fraud	1
750.50B Animals, Killing/Torturing	1
750.74 Arson - Personal Property	1
750.81 Assault or Assault and Battery	2
750.814 Domestic Violence, 3rd Offense	7
750.82 Felonious Assault	36
750.84 Asslt w/Int Gr Bod Hrm Less Murder	19
750.88 Assault w/Int Rob & Steal Unarmed	3
750.110 Breaking & Entering	42
750.110A2 Home Invasion - 1st Degree	19

Offense	Violations
750.110A3 Home Invasion - 2nd Degree	54
750.116 Possession of Burglar's Tool	1
750.131A Checks - w/o Account or w/o Suff funds	4
750.145D2 Computers-Commit Proscribed Conduct	1
750.157N1 Financial Transaction Device Steal/Retain w/o Consent	1
750.157P Financial Transaction Device Poss w/Intent to Use/Sell	1
750.157Q Financial Transaction Device - Illegal Sale/Use	2
750.165 Refusing to Support Spouse or Children	2
750.174 Embz-Agt, Serv, Emp, Trustee	2
750.186A Escape from Juvenile Facility	2
750.1952 Escape - From Felony Jail Sentence	1
750.199A Absconding or Forfeiting Bond	2
750.211A Explosives - Possession & Use	1
750.224B Weapon, Short-Barrel Shotgun/Rifle	2
750.224F Weapon - Firearm, Possession by Felon	3
750.226 Carrying Weapon, Unlawful Intent	3
750.227 Carrying Concealed Weapons	18
750.234B Discharge Firearm In/At Dwelling	5
750.237A1 Weapon-Free School Zone Gen'l Violation	1
750.248 Forgery of Records, Other Instruments	4
750.249 Uttering and Publishing	23
750.253 Uttering & Publishing Counterfeit Bills or Notes	1
750.356 Larceny	6
750.356A Larceny - From a Motor Vehicle	7
750.356C Retail Fraud - 1st Degree	4

E7a 2002 SAI *Prisoner Intake by Offense*
Special Alternative Incarceration Boot Camp
(Includes Attempts)
Page Two of Two

Offense	Violations
750.357 Larceny - from Person	5
750.360 Larceny In Building	20
750.377A Malicious Destr Personal Property	4
750.377B Mal Destr. Police or Fire Dept Property	4
750.380 Malicious Destr of Bldg	1
750.411A False Report of Crime	1
750.411A2 False Bomb Threat	3
750.411i Stalking, Aggravated	5
750.413 Unlawfully Driving Away an Automobile	22
750.414 Unlawful Use Auto w/o Intent to Steal	5
750.479 Obstruct/Resist Public Officer Serving/Executing Process	20
750.479B Peace Officer - Disarming	8
750.530 Robbery Unarmed	30
750.535 Stolen Property - Receiving & Concealing	12
750.535-A Stolen Prop - Receiving & Concealing Over \$100	3
750.535A Motor Vehicles - Operating a Chop Shop	1
752.811 B&E Coin Operated Device	1
800.2631 Jail - Furnish Contraband to Prisoner	1

SOURCE: Field Operations Administration

E7b 2002 SAI Probationer Intake by Offense
Special Alternative Incarceration Boot Camp
(Includes Attempts)
Page One of Two

Offense	Violations
GRAND TOTAL	1,145
28.729 Sex Offender - Fail to Register	5
257.602A Peace Officer - Fleeing	15
257.6254 Operating Motor Vehicle - Under the Influence Causing Death	3
257.6256 Operating M.V. - OUIL/Per Se 3rd (Felony)	1
257.6256D Operating M.V. - OUIL/Per Se/OWI - 3rd Offense	39
333.73413 Contr Sub - Imitation Mfg or Distribution	2
333.7401 Controlled Sub - Mfg, Del, Poss	3
333.74012A1 Contr Sub, Mfg, Del, Poss 650 or More Grams	2
333.74012A4 Contr Sub, Mfg, Del, Poss Under 50g	88
333.74012C Controlled Sub, Mfg, Del, Poss (Schedule 4, or Added by Rule)	1
333.74012B Controlled Sub, Mfg, Del, Poss (Sch 1-3, Methamphetamine)	4
333.74012D Contr Sub, Mfg, Del, Poss (Schedule 5)	40
333.74032A5 Contr Sub - Poss Less 25g Narc or Cocaine	84
333.74032D Contr Sub - Poss Marijuana	13
333.74042D Contr Sub - Use Marijuana	1
333.7405D Controlled Sub - Maintain or Keep Drug House	3
333.74132 Controlled Sub Second Offense - Double Penalty	2
750.11 Abduct Woman, Compel to Marry	1
750.74 Burning Personal Property - Less than \$200	3
750.81 Assault or Assault & Battery	1
750.82 Felony Assault	46
750.84 Assault w/Int Great Bodily Harm Less Murder	16
750.88 Assault w/Intent to Rob & Steal Unarmed	4
750.89 Assault w/Intent to Rob & Steal Armed	4

Offense	Violations
750.110 Breaking & Entering	82
750.110-A B & E Unoccupied Bldg w/Intent	5
750.110A2 Home Invasion - 1st Degree	43
750.110A3 Home Invasion - 2nd Degree	129
750.110-B Break & Enter Occup Bldg. w/Intent	1
750.111 Entering w/o Breaking	6
750.116 Possession of Burglars Tools	3
750.131A2 Checks 3 Non-Sufficient Funds Within 10 Days	5
750.136 Child Abuse	2
750.147B Ethnic Intimidation	2
750.157A Conspiracy	1
750.157N1 Financial Trans Device - Steal/Retain w/o Consent	11
750.157P Financial Trans Device Poss w/Intent to Use/Sell	2
750.157Q Financial Transaction Device - Illegal Sale/Use	5
750.174 Embz-Agt, Serv, Emp, Trust	2
750.186A Escape from Juvenile Facility	1
750.1952 Escape Jail While Serving for Felony	1
750.199A Absconding or Forfeiting Bond	2
750.211A Explosives - Poss & Use	2
750.213 Extortion	3
750.218 False Pretenses w/Int to Defraud	1
750.218A False Pretenses - \$100 or Less, 4th	1
750.224 Weapons, Dangerous Weapon Sale/Poss	2
750.224B Weapon, Short-Barrel Shotgun/Rifle	4
750.224F Weapon - Firearm, Poss by Felon	6

E7b 2002 SAI *Probationer Intake by Offense*
Special Alternative Incarceration Boot Camp
(Includes Attempts)
Page Two of Two

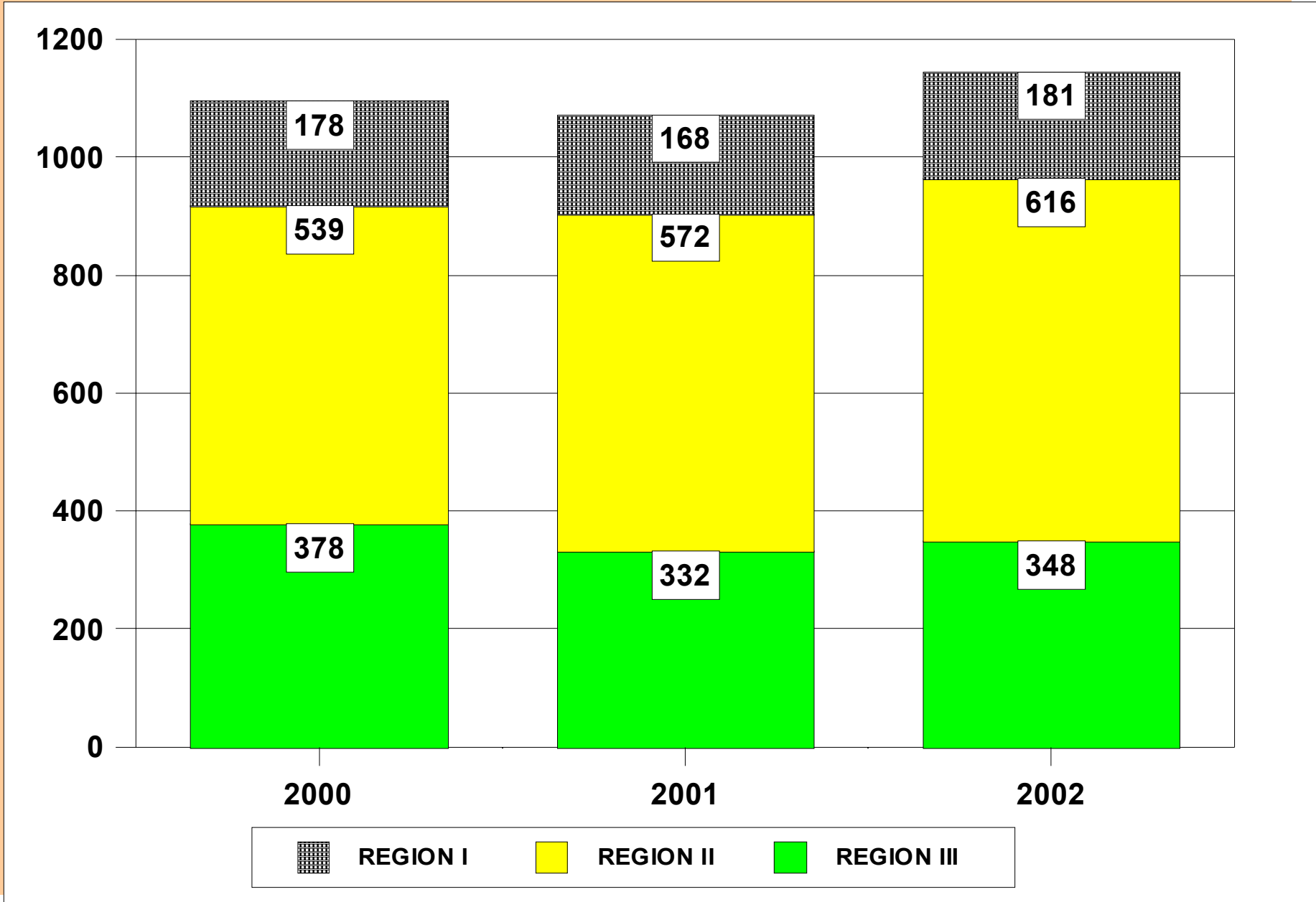
Offense	Violations
750.227 Carrying Concealed Weapons	39
750.248 Forgery of Records, Other Instruments	6
750.249 Uttering & Publishing	31
750.285 Obtain Personal Identity Info w/o Permission	1
750.321 Manslaughter	1
750.324 Negligent Homicide	1
750.338B Gross Indecency Male & Female - Commit/Procure	1
750.356 Larceny	7
750.356A Larceny, Motor Vehicle	39
750.356C Retail Fraud - 1st Degree	1
750.357 Larceny from Person	27
750.357A Larceny Livestock	3
750.357B Firearms, Stealing of Another	2
750.360 Larceny in a Building	53
750.362A Fail to Return Rented Property	1
750.377 Malicious Destruction of Animal of Another	1
750.377A Malicious Destr Personal Property	8

Offense	Violations
750.377B Malicious Destr Police or Fire Dept Property	7
750.380 Malicious Destr of Bldg	1
750.411A1 False Report Crime	2
750.411A2 False Bomb Threat	1
750.413 Unlawfully Driving Away an Automobile	39
750.414 Unlawful Use Auto w/o Intent to Steal	13
750.479 Obstruct/Resist Public Officer Serving/Executing Process	31
750.479B Peace Officer, Disarming	17
750.505 Common Law Offense, No Express Penalty	1
750.505-B Accessory After the Fact to a Felony	4
750.520E Criminal Sexual Conduct, 4th Degree	8
750.530 Robbery Unarmed	36
750.535 Stolen Property - Receiving and Concealing	53
750.535-A Rec & Conceal Stolen Property over \$100	2
750.812 Domestic Violence	3
752.811 B & E - Coin Operated Device	2

Source: Field Operations Administration.

E8 Comparison of SAI Probationer Intake by Field Operation 2000 - 2002 Administration Regions by Year

E - 16



Source: Field Operations Administration.

E9a SAI Phase I *Prisoner* Program Performance 2000 - 2002

	2000		2001		2002	
Graduated	437	75.1%	412	75.5%	527	77.4%
Voluntary Withdrawals	70	12.0%	52	9.5%	75	11.0%
Terminated as Rule Violators	47	8.1%	40	7.3%	42	6.2%
Terminated for Medical Reasons	22	3.8%	30	5.5%	30	4.4%
Terminated for Admin. Reasons	6	1.0%	12	2.2%	7	1.0%
Total	582	100.0%	546	100.0%	681	100.0%

SOURCE: Field Operations Administration.

E9b SAI Phase I *Probationer* Program Performance 2000 - 2002

	2000		2001		2002	
Graduated	741	71.3%	826	75.8%	812	71.7%
Voluntary Withdrawals	112	10.8%	74	6.8%	127	11.2%
Terminated as Rule Violators	78	7.5%	100	9.2%	110	9.7%
Terminated for Medical Reasons	85	8.2%	58	5.3%	63	5.5%
Terminated for Admin. Reasons	23	2.2%	32	2.9%	21	1.9%
Total	1,039	100.0%	1,090	100.0%	1,133	100.0%

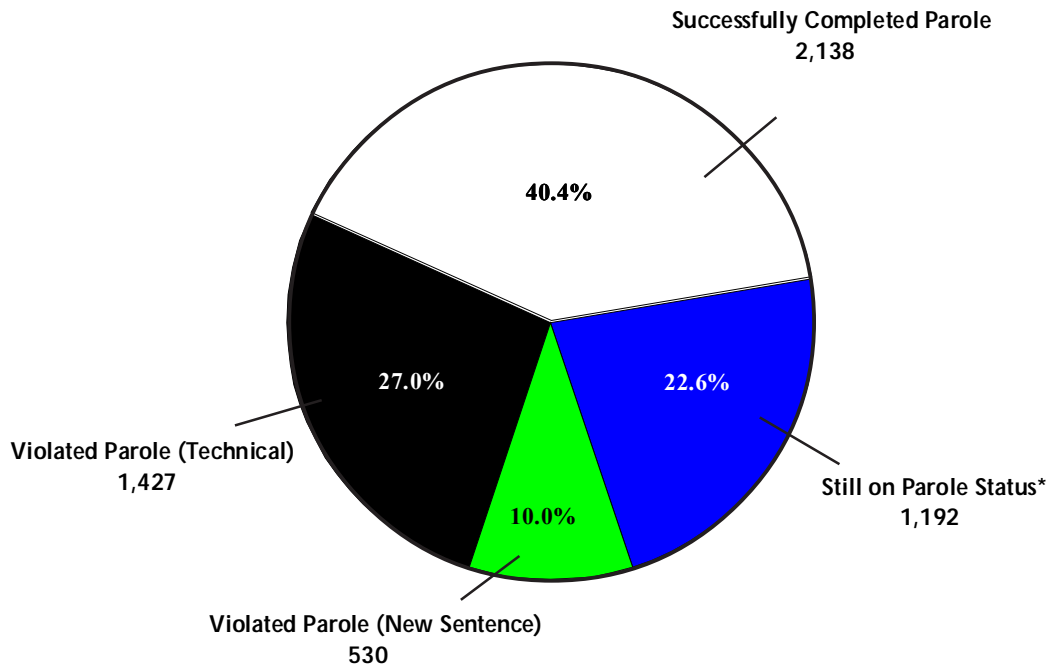
SOURCE: Field Operations Administration.

E9c SAI Phase I *Prisoner* Post-Program Performance 1992 - 2002

	1992 - 1999		2000		2001		2002		Total Since SAI - Prison Program Started	
	Count	Percentage	Count	Percentage	Count	Percentage	Count	Percentage	Count	Percentage
Still on Parole Status*	409	10.5	71	16.2	229	55.6	483	91.8	1,192	22.6
Successfully Completed Parole	1,876	47.9	186	42.6	73	17.7	3	0.6	2,138	40.4
Violated Parole (Technical)	1,189	30.4	123	28.2	85	20.6	30	5.7	1,427	27.0
Violated Parole (New Sentence)	438	11.2	57	13.0	25	6.1	10	1.9	530	10.0
Total Graduates	3,912	100.0	437	100.0	412	100.0	526	100.0	5,287	100.0

E9d SAI Phase I *Prisoner* Post-Program Performance 1992 - 2002

All Graduates Since SAI-Prison Program Started



*Includes cases who have absconded from parole.

SOURCE: Corrections Management Information System (CMIS).

NOTE: Reflects outcome of the parole term following boot camp.

Community Residential Programs

This section contains data regarding Community Residential Programs (CRP).

Table E10 shows the end-of-year CRP prisoner population from 1993 through 2002. The decreases in the CRP population were due primarily to:

- The CRP zero tolerance escape policy which was implemented on September 1, 1993.
- Truth-in-Sentencing legislation (effective December 15, 1998) which requires incarceration in secure prisons and camps throughout the minimum sentences for affected prisoners.

Table E11 provides information regarding movement to and termination from Community Residential Programs during 2002.

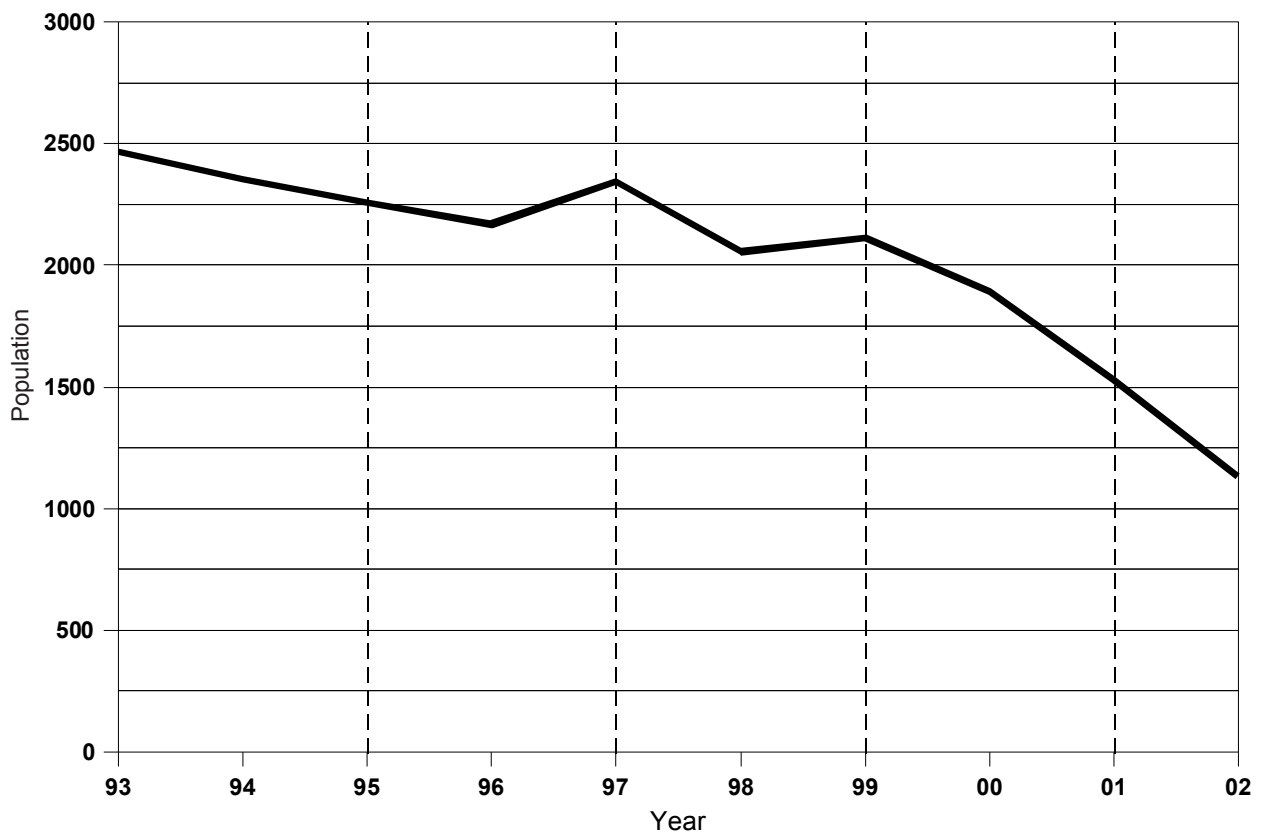
Table E12 shows the end-of-year electronic monitoring population from 1997 through 2002, broken down by type of offender.

Table E13 presents information regarding the CRP zero tolerance escape policy.

E10 Year-End Prisoner Population: Community Residential Programs (Community Corrections Centers & Electronic Monitoring)

Calendar Years 1993 - 2002

Year	Year-End Population	Numerical Change	Percent Change
1993	2,468	---	---
1994	2,356	(112)	(4.5)
1995	2,258	(98)	(4.5)
1996	2,167	(91)	(4.0)
1997	2,345	178	8.2
1998	2,058	(287)	(12.2)
1999	2,117	59	2.9
2000	1,897	(220)	(10.4)
2001	1,532	(365)	(19.2)
2002	1,132	(400)	(26.1)



SOURCE: Prisoner Census Report.

E11 2002 Prisoner Movement Summary: Community Residential Programs

Beginning Population	1,532
Transfers In	1,964
Total Service Population	3,496
Average Monthly Population	1,267

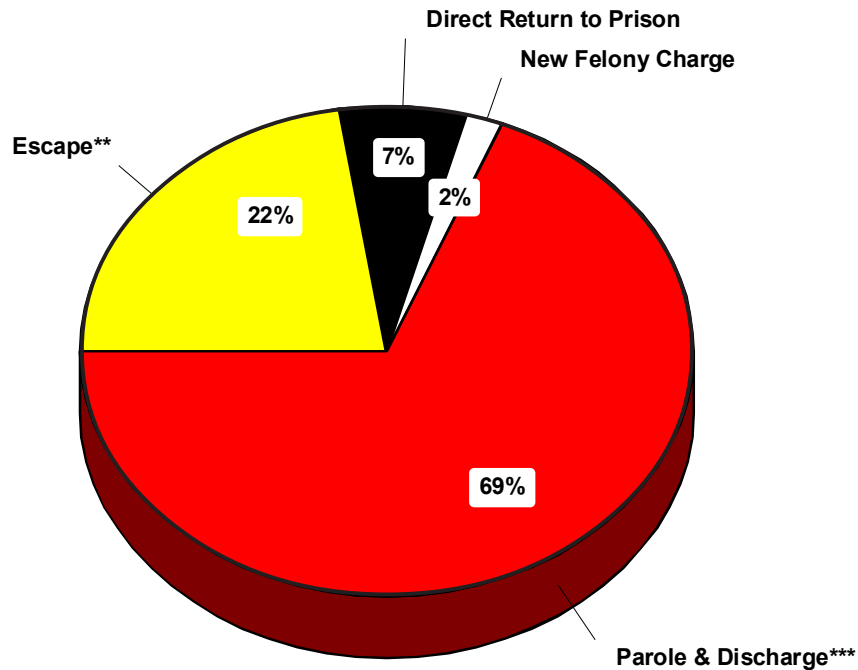
TERMINATIONS

Movement to Parole	1,573
Discharge from Sentence	41
Escape	520
Direct Return to Prison*	171
New Felony Charge	35
Death**	2
Total	2,342

* Includes medical, administrative and disciplinary returns.

** 2 Additional Deaths while on Escape Status.

PERCENTAGE DISTRIBUTION OF TERMINATIONS



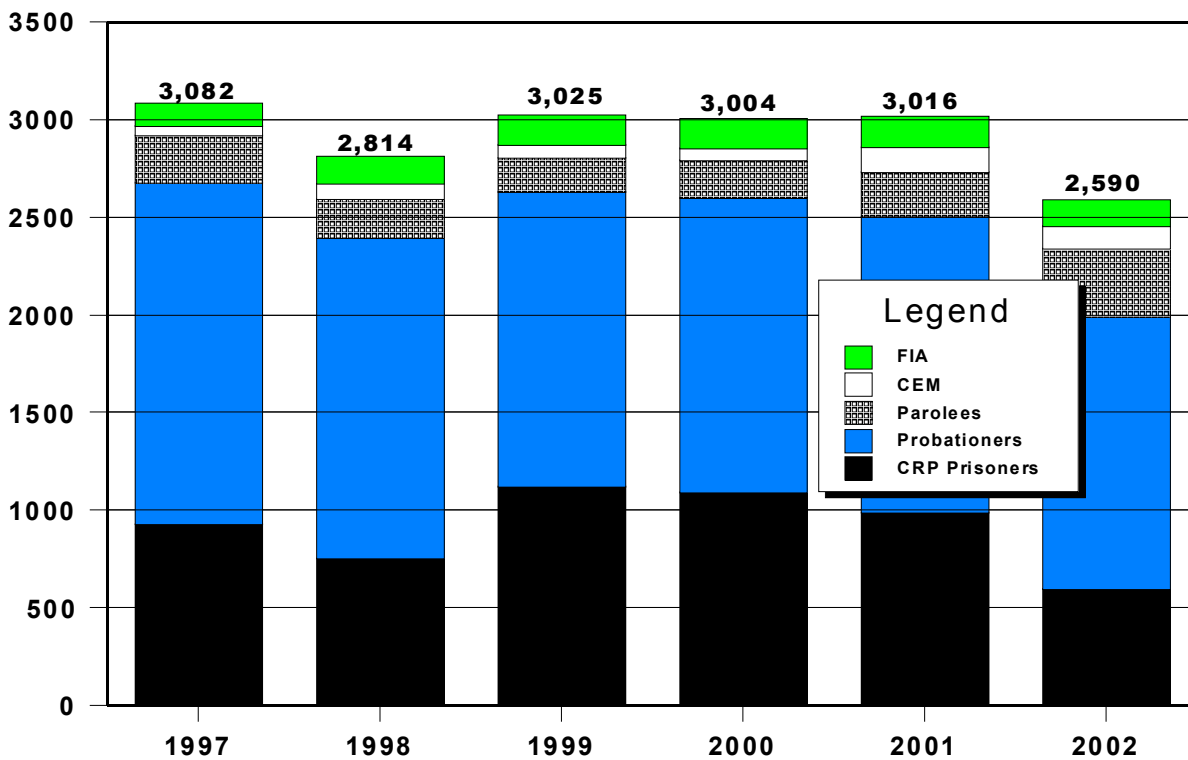
***2 Deaths included in Discharges.

SOURCE: Correction Management Information System (CMIS).

E12 End-of-Year Electronic Monitoring Population

Calendar Year 1997 - 2002

Year	Community Residential Programs Prisoners	Probationers	Parolees	Community Electronic Monitoring*	Family Independence Agency*	TOTAL
1997	933	1,744	242	48	115	3,082
1998	755	1,638	200	81	140	2,814
1999	1,126	1,505	177	65	152	3,025
2000	1,094	1,505	194	59	152	3,004
2001	990	1,514	228	129	155	3,016
2002	597	1,397	349	110	137	2,590
2002 % Total	23%	54%	14%	4%	5%	100%



SOURCE: Field Operations Administration.

*Leased Equipment and monitoring services to local community corrections and FIA juvenile agencies.

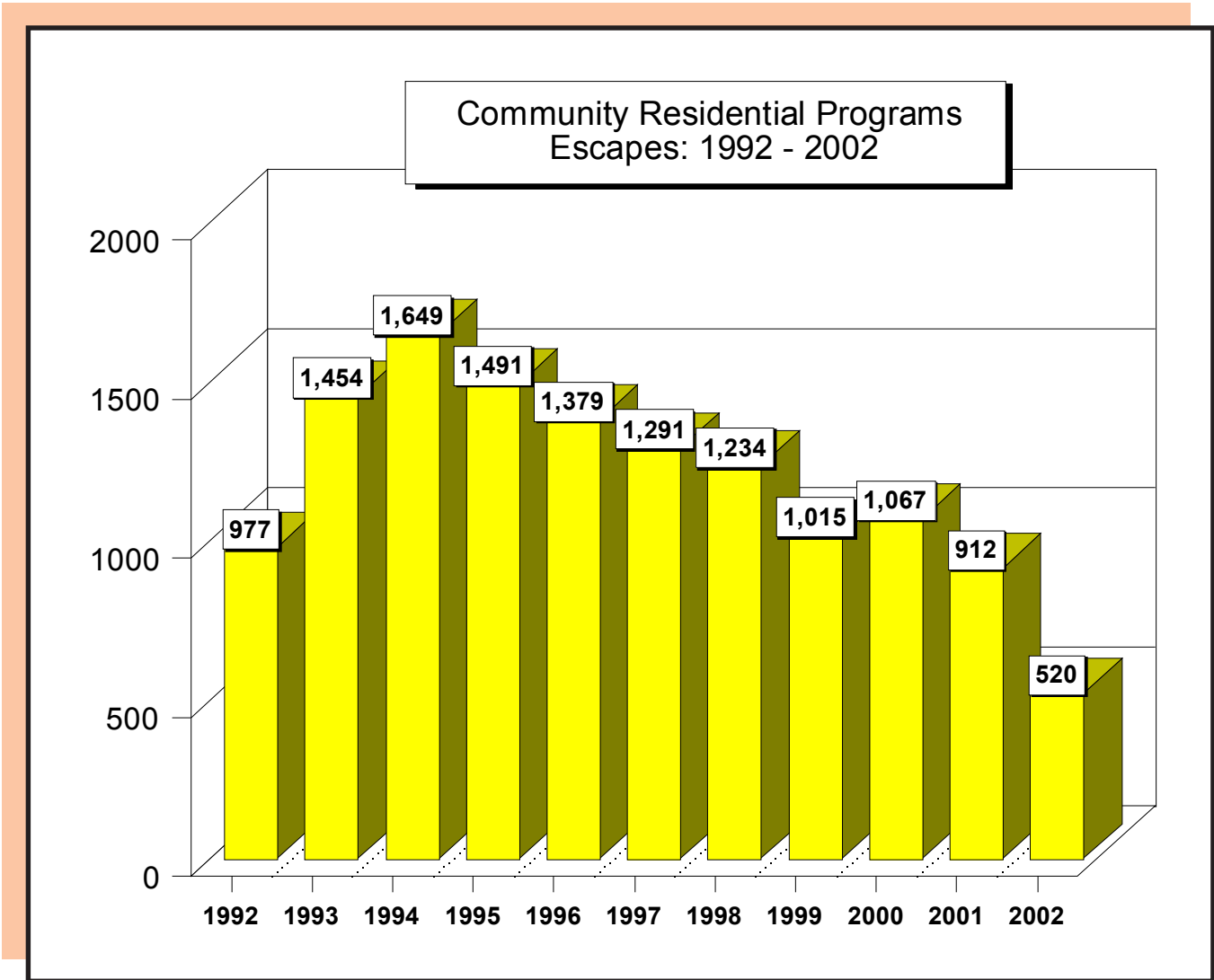
E13 Zero Tolerance Escape Policy 1992 - 2002 Community Residential Programs

- Zero tolerance escape policy was implemented on September 1, 1993, to strengthen monitoring and accountability of prisoners in community programs.
- Under the policy, prisoners must adhere to preset daily schedules which determine their whereabouts at specific times. Any violations of the schedules without mitigating

circumstances are considered escapes, and immediate steps are taken to apprehend and return the prisoners to an institution.

- Zero tolerance CRP escapes increased sharply at first while prisoners got used to the policy, but the number of CRP escapes subsequently declined over the years. In the most recent years the decline in CRP escape numbers has also

reflected the drop in CRP population, resulting from the Truth-in-Sentencing law, which prohibits CRP placement for affected prisoners until after the full minimum sentence has been served.



SOURCE: Corrections Management Information System (CMIS)

Office of Community Corrections

The Office of Community Corrections (OCC) works with local units of government and criminal justice professionals to implement Michigan's Community Corrections Act. The purpose of the Act is to increase the range and utilization of community sanctions and services for non-violent offenders in order to reduce admissions to prison. The OCC implements program policies, guidelines and standards, and provides technical assistance to local units of government to develop and implement locally-developed comprehensive corrections plans. These plans outline criminal justice problems and how policies and practices and P.A. 511 funds will address them.

Local governments voluntarily participate in the implementation of the Act through forming Community Corrections Advisory Boards (CCABs) which have responsibilities for developing comprehensive corrections plans. The plans establish the framework for applications for funds. Since 1989, 80 counties across the state have elected to participate in implementation of the Act through the formulation of single-county, multi-county and county-city Community Corrections Advisory Boards.

During Fiscal Year 2002, community corrections funds were awarded to support programming in 71 counties pursuant to plans/proposals prepared by 43 CCABs.

During fiscal 2002, \$12,983,135 was awarded for comprehensive corrections plans and services, and \$14,997,000 for probation residential services. Local expenditures for plans and services during FY 2002 totaled \$12,651,151 and \$14,300,447 for probation residential services.

The OCC continued to work with local agencies to upgrade criminal justice information systems and to facilitate data sharing and the development of integrated information systems in FY 2002. This included efforts to integrate information from jails, courts, probation, service providers and local community corrections agencies. The goals are to reduce redundancy in data entry, improve the quality of the data available at local and state levels, improve communication among agencies and improve the efficiency of criminal justice decision making.

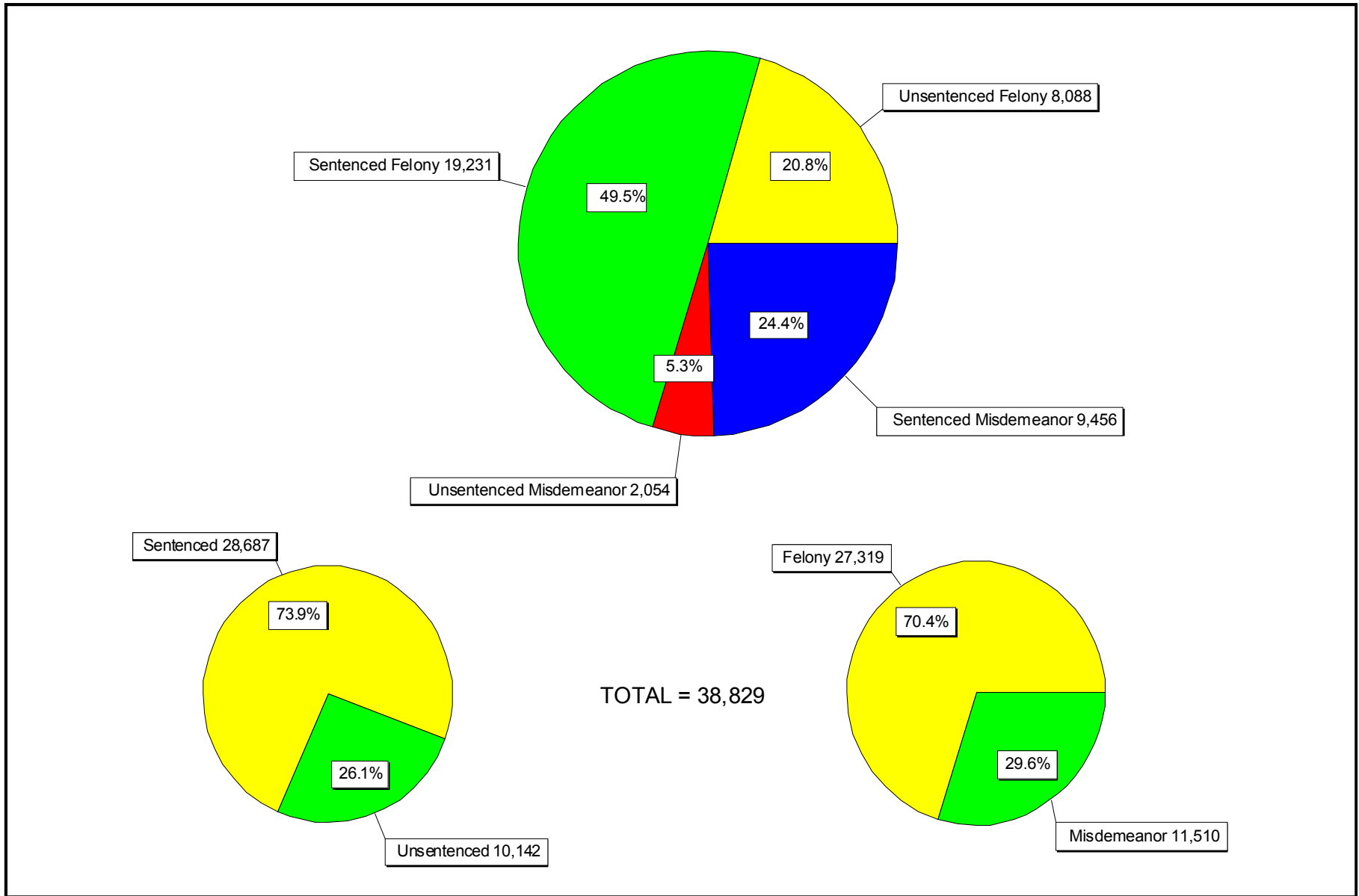
The number of new enrollees in community corrections programs during FY 2002 was 38,829.

Table E14 shows the number of offenders determined eligible and enrolled in programs by crime class and legal status. Table E15 shows the award of comprehensive plans and service funds by program category. Table E16 illustrates the authorized and actual utilization of probation residential services.

E14 Offenders Enrolled in P.A. 511 Community Corrections Programs in FY 2002

By Crime Class and Legal Status at Enrollment

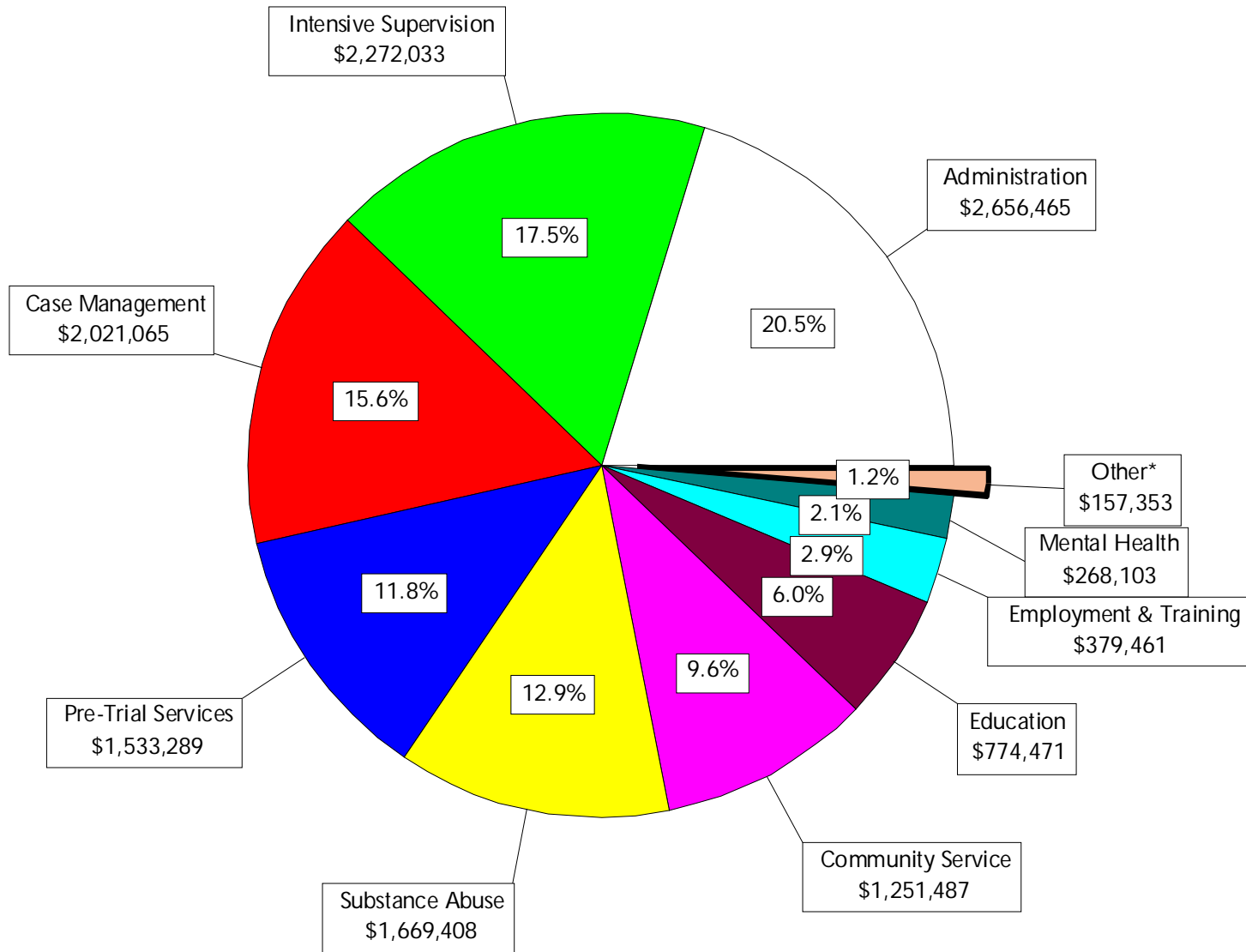
E - 26



SOURCE: Field Operations Administration

E15 Grants Awarded in FY 2002: \$12,983,135

Community Corrections Comprehensive Plans and Service Funds



*"Other" includes 24-Hour Structured [\$4,000].

E - 27

E16 2002 Probation Residential Services

PROGRAM	AUTHORIZED AVERAGE DAILY POPULATION	ACTUAL AVERAGE DAILY POPULATION	UTILIZATION RATE
ALLEGAN/BARRY	6.0	5.4	90.0%
BAY	7.0	6.5	92.9%
BERRIEN	30.7	30.7	99.9%
CALHOUN	28.0	24.5	87.5%
EATON	5.5	4.5	81.8%
GENESEE	82.0	81.5	99.4%
INGHAM	38.0	36.0	94.7%
ISABELLA	1.0	0.8	80.0%
JACKSON	14.0	11.5	82.1%
KALAMAZOO	76.3	70.9	92.9%
KENT	98.5	98.0	99.5%
LIVINGSTON	8.1	9.4	116.8%
MACOMB	28.0	24.6	87.9%
MARQUETTE	2.0	1.9	95.0%
MIDLAND	5.0	5.0	100.0%
MONROE	18.0	18.0	100.0%
MUSKEGON	38.0	35.8	94.2%
NORTHERN MICHIGAN	4.0	2.6	65.0%
NORTHWEST MICHIGAN	9.0	9.0	100.0%
OAKLAND	92.0	87.2	94.8%
OTTAWA	5.0	4.9	98.0%
SAGINAW	55.0	54.4	98.9%
ST. CLAIR	44.3	44.1	99.7%
ST. JOSEPH	48.0	47.7	99.4%
THIRTEENTH CIRCUIT CCAB	9.0	8.8	97.8%
THIRTY-FOURTH CIRCUIT	3.0	2.2	73.3%
TWENTY-SIXTH CIRCUIT	5.8	5.6	97.4%
VAN BUREN	10.8	10.4	95.9%
WASHTENAW	23.0	22.4	97.4%
WAYNE	154.6	149.5	96.7%
WEST CENTRAL U.P.	5.0	3.1	62.0%
TOTALS	954.5	916.3	96.0%

Source: Field Operations Administration

Department Operations

A blue square containing a white capital letter 'F'.

This section contains data and information about a variety of Departmental programs and administrative functions, operations and services.

There are four subsections.

- *Prisoner Program, Misconduct and Litigation Statistics*
- *Bureau of Correctional Industries*
- *Health Care Services*
- *Department Expenditures and Personnel Summaries*



Prisoner Program, Misconduct and Litigation Statistics

Tables F1a, F1b, F1c, and F2 provide statistics regarding prisoner participation in the various institutional programs, library and volunteer activities, religious services, and academic and vocational programs that were available during 2002.

Table F3 shows the number and disposition of misconduct charges, by location, that were issued against prisoners in 2002.

Table F4 is a summary of the number of lawsuits filed against the Department, by category and year (1999-2002).

F1a 2002 Institutional Program Report - Average Monthly Participation

Page One of Two

F - 4

Name	Alcoholics Anonymous	Narcotics Anonymous	Substance Abuse Programs	Self-Help Programs	Lifers	Veterans	Ethnic Programs			Hobby-Craft/Cards	Organized Sports	Exercise and Fitness
							Black	Hispanic	Native American			
Alger Maximum Corr Facility	0	0	6	7	0	0	0	0	0	0	317	520
•Camp Cusino	0	0	3	0	0	0	0	0	0	0	0	0
Baraga Maximum Corr Fac	19	0	0	0	0	0	0	0	0	0	83	751
•Camp Kitwen	26	21	0	0	0	0	0	0	4	0	0	0
Bellamy Creek Corr Facility	13	0	21	9	0	0	0	0	100	0	0	0
Boyer Road Corr Facility	5	4	8	4	0	0	0	0	11	297	676	568
Carson City Corr Facility	38	24	26	13	10	0	0	0	14	247	466	98
Charles E. Egeler Corr Facility	18	10	74	14	0	0	0	0	0	12	197	145
Chippewa Corr Facility	13	15	0	8	0	6	0	0	0	107	1,023	1,724
Cooper Street Corr Facility	25	21	24	40	0	2	0	8	4	205	1,181	25,794
Deerfield Corr Facility	39	7	42	52	0	9	0	0	0	346	1,504	2,036
Earnest C. Brooks Corr Facility	49	69	86	52	0	0	0	0	0	321	1,601	1,151
Florence Crane Corr Facility	6	0	8	20	0	0	0	0	0	60	535	1,223
•Camp Branch	9	17	20	0	0	0	0	0	0	0	0	0
G. Robert Cotton Corr Facility	11	10	37	25	0	0	0	0	0	354	4,748	3,501
•Camp Waterloo	<i>Camp Waterloo closed in August 2001. No programming occurred in 2002.</i>											
Gus Harrison Corr Facility	18	36	38	146	39	25	18	17	17	230	1,067	3,182
Hiawatha Corr Facility	5	4	0	12	0	15	0	6	4	342	468	692
Huron Valley Corr Facility	3	0	0	0	0	0	0	0	0	0	915	2,597
Ionia Maximum Corr Facility	9	17	0	0	0	0	0	0	0	0	15	0
Kinross Corr Facility	37	23	17	8	143	75	105	0	61	328	745	148
•Camp Koehler	23	13	19	0	0	0	0	0	0	0	0	126
Lakeland Corr Facility	8	3	6	0	32	0	58	0	0	222	579	327
Macomb Corr Facility	43	46	0	0	10	17	17	0	0	221	684	1,226
Marquette Branch Prison	33	0	48	0	0	0	0	0	0	125	3,397	1,749
Michigan Reformatory	<i>Michigan Reformatory closed in December 2001. No programming occurred in 2002.</i>											
Mid-Michigan Corr Facility	5	4	11	6	0	5	0	0	4	204	810	5,440
Mound Corr Facility	25	27	4	139	31	0	27	0	0	128	5,600	5,558
Muskegon Corr Facility	24	25	11	0	46	0	60	36	54	226	5,134	8,319

F1a 2002 Institutional Program Report - Average Monthly Participation

Page Two of Two

F - 5

Name	Alcoholics Anonymous	Narcotics Anonymous	Substance Abuse Programs	Self-Help Programs	Lifers	Veterans	Ethnic Programs			Hobby-Craft/Cards	Organized Sports	Exercise and Fitness
							Black	Hispanic	Native American			
Newberry Corr Facility	28	22	19	3	0	0	0	7	5	162	557	0
•Camp Manistique	18	7	0	0	0	0	0	0	0	0	0	11
Oaks Corr Facility	0	0	0	0	0	0	0	0	0	0	481	628
•Camp Sauble	0	3	0	0	0	0	2	0	0	24	93	145
Ojibway Corr Facility	27	27	22	0	11	0	0	0	20	89	449	697
•Camp Ottawa	23	8	11	7	0	0	0	19	0	5	841	16
Parnall Corr Facility	21	21	38	0	0	0	8	0	0	0	296	1513
Parr Highway Corr Facility	31	13	4	11	0	28	63	0	0	170	563	81
Pine River Corr Facility	10	11	5	30	0	10	21	21	0	75	1,554	7,361
Pugsley Corr Facility	6	5	9	3	0	0	0	0	4	196	2,193	8,475
Richard A. Handlon Corr Fac	11	3	13	16	0	0	0	17	0	122	578	564
Riverside Corr Facility	46	29	0	35	0	0	0	0	0	100	667	860
Robert Scott Corr Facility	39	33	0	107	100	0	0	34	0	207	413	824
•Camp Brighton	21	15	26	17	0	0	0	0	0	42	15	719
Ryan Corr Facility	16	19	0	11	42	0	43	0	42	55	3,581	2,625
Saginaw Corr Facility	95	84	53	184	12	10	24	25	18	246	1,195	126
Southern Michigan Corr Fac	14	13	29	16	0	15	60	14	12	105	440	4,516
SPSM - Central Complex	<i>SPSM - Central Complex closed in January 2002. No program activity occurred in 2002.</i>											
St. Louis Corr Facility	9	8	10	14	9	0	0	9	5	11	470	375
Standish Max Corr Facility	7	7	0	0	0	0	0	0	0	0	0	0
•Camp Lehman	21	0	30	14	0	0	0	0	0	8	0	0
Straits Corr Facility	91	20	31	32	0	8	0	0	7	199	677	912
•Camp Pellston	<i>Camp Pellston closed in December 2001. No program activity occurred in 2002.</i>											
Thumb Corr Facility	29	30	63	39	13	4	4	17	7	492	1,270	978
•Camp Tuscola	13	11	19	14	0	0	0	0	0	14	219	0
West Shoreline Corr Facility	19	24	55	28	0	16	0	0	0	275	3,665	113
Western Wayne Corr Facility	45	92	0	0	0	0	9	0	0	308	0	883
Total	1,144	901	946	1,136	498	245	519	230	393	6,880	52,962	99,297

Source: Office of Program Services (Administration and Programs)

Note: Information is not included for prisoners under the supervision of the Field Operations Administration (CRP/SAI), and the private, leased Michigan Youth Correctional Facility.

F1b 2002 Prisoner Library and Volunteer Activity - Average Monthly Participation

Page One of Two

Facility Code	Name	Law Library Hours	Law Library Visits	General Library Hours	General Library Visits	Average No. of Volunteers	Average No. of Volunteer Hours
LMF	Alger Maximum Corr Facility	281	1,600	28	206	4	12
CCU	•Camp Cusino	0	0	133	316	5	13
AMF	Baraga Maximum Corr Facility	306	1,127	17	619	14	37
CKT	•Camp Kitwen	0	60	60	143	42	35
IBC	Bellamy Creek Corr Facility	196	3,860	450	1,035	97	179
OTF	Boyer Road Corr Facility	144	531	125	574	41	261
DRF	Carson City Corr Facility	217	1,355	122	842	51	63
SMN	Charles E. Egeler Corr Facility	164	1,147	68	1,117	30	39
URF	Chippewa Corr Facility	476	781	379	673	310	272
JCS	Cooper Street Corr Facility	132	792	132	999	73	145
ITF	Deerfield Corr Facility	145	2,781	145	3,790	119	369
LRF	Earnest C. Brooks Corr Facility	422	2,055	316	1,353	20	69
ACF	Florence Crane Corr Facility	0	7,509	2,107	4,682	473	913
CDW	•Camp Branch	0	0	49	138	16	28
JCF	G. Robert Cotton Corr Facility	328	1,804	171	1,595	7	21
CCW	•Camp Waterloo	Camp Waterloo closed in August 2001.					
ARF	Gus Harrison Corr Facility	391	1,649	466	4,531	38	43
HTF	Hiawatha Corr Facility	163	605	127	1,227	26	96
HVM	Huron Valley Corr Facility	111	294	29	185	56	63
ICF	Ionia Maximum Corr Facility	152	880	141	541	26	39
KCF	Kinross Corr Facility	160	869	90	395	179	1,889
CKO	•Camp Koehler	24	65	26	65	17	49
LCF	Lakeland Corr Facility	175	981	252	775	31	59
MRF	Macomb Corr Facility	434	1,090	431	1,002	18	93
MBP	Marquette Branch Prison	157	443	279	794	124	197
RMI	Michigan Reformatory	Michigan Reformatory closed in December 2001.					
STF	Mid-Michigan Corr Facility	194	335	188	544	80	63
NRF	Mound Corr Facility	429	1,891	548	14	37	75
MCF	Muskegon Corr Facility	163	1,695	163	1,375	70	130
NCF	Newberry Corr Facility	170	331	170	1,104	27	84
CMQ	•Camp Manistique	0	0	86	208	12	54
ECF	Oaks Corr Facility	207	989	207	550	12	101
CSA	•Camp Sauble	0	0	172	91	5	16
OCF	Ojibway Corr Facility	329	778	326	567	15	27
COT	•Camp Ottawa	0	0	208	782	23	70
SMT	Parnall Corr Facility	47	879	25	241	24	51
ATF	Parr Highway Corr Facility	164	311	158	641	38	90
SPR	Pine River Corr Facility	259	232	259	735	30	80
MPF	Pugsley Corr Facility	155	503	69	658	89	464
MTU	Richard A. Handlon Corr Fac	162	172	156	529	62	200
RCF	Riverside Corr Facility	188	565	143	263	27	57
SCF	Robert Scott Corr Facility	669	262	346	593	127	172
CBI	•Camp Brighton	140	128	117	121	63	111

F1b 2002 Prisoner Library and Volunteer Activity - Average Monthly Participation

Page Two of Two

Facility Code	Name	Law Library Hours	Law Library Visits	General Library Hours	General Library Visits	Average No. of Volunteers	Average No. of Volunteer Hours
RRF	Ryan Corr Facility	175	1,630	79	446	176	62
SRF	Saginaw Corr Facility	270	2,106	326	1,570	158	231
JMF	Southern Michigan Corr Facility	218	1,371	218	1,072	38	134
SMI	SPSM - Central Complex	<i>SPSM - Central Complex</i> closed in January 2002.					
SLF	St. Louis Corr Facility	178	2,714	158	915	27	33
SMF	Standish Maximum Corr Facility	157	1,164	16	455	31	78
CLE	• <i>Camp Lehman</i>	100	415	80	605	18	59
KTF	Straits Corr Facility	141	276	135	761	32	48
CPL	• <i>Camp Pellston</i>	<i>Camp Pellston</i> closed in December 2001.					
TCF	Thumb Corr Facility	217	810	217	732	68	240
CTU	• <i>Camp Tuscola</i>	169	30	563	95	39	63
MTF	West Shoreline Corr Facility	166	543	92	852	64	178
WCF	Western Wayne Corr Facility	117	643	75	292	97	0
Total		9,762	53,051	11,443	44,408	3,306	7,955

Source: Office of Program Services (Administration and Programs)

Note: Information is not included for prisoners under the supervision of the Field Operations Administration (CRP/SAI), and the private, leased Michigan Youth Correctional Facility.

F1c 2002 Prisoner Religious Preferences

Denomination	Number of Participants
Buddhist	244
Catholic	5,794
Church of Scientology	43
Hare Krishna	9
Jehovah Witness	574
Jewish	570
Moorish Science Temple	3,007
Muslim (Al Islam)	1,884
Nation of Islam	2,170
Native American Traditional Ways	886
Other	9,587
Protestant	24,983
Seventh Day Adventist	201

Note: Religious programming varies among the different facilities depending on population and classification levels.

Source: Office of Program Services (Administration and Programs)

F2 Institutional Education Program Statistics - Averages for 2002

Page One of Three

F - 9

	Alger Maximum	Baraga Maximum	Bellamy Creek	Boyer Road	Carson City	CFA Camps	Charles E. Egeler*	Chippewa Corr.	Cooper Street	Deerfield	Earnest C. Brooks	Florence Crane	G. Robert Cotton	Gus Harrison	Hiawatha
ACADEMIC															
Basic Education	68	84	411	84	162	361		207	159	108	148	230	212	317	17
GED	11	53	22	22	52	140		27	56	108	99	9	102	10	19
Pre-release	5	23		1				7	21					18	8
Title I - EDIA											2		8	3	
Special Ed					11			2							
College Level															
Cell Study	74	83	44					43							
ACADEMIC TOTAL	158	243	477	107	225	501	0	286	236	216	249	239	322	348	44
VOCATIONAL															
Auto Body															
Auto Mechanics															
Building Trades				13				19		19			17		26
Electronics											25				
Food Service					17			25		21	20	16	14	35	
Visual Graphic										17					
Horticulture			29					6		32		28		12	
Custodial Maint			19			11		10	26		18		13	12	39
Machine Tool										39					
Business Ed				21	16					21					34
Optical Tech															
Welding															
CTE Support															45
VOCATIONAL TOTAL	0	0	48	34	33	11	0	60	26	149	63	44	44	59	144

F2 Institutional Education Program Statistics - Averages for 2002

Page Two of Three

	Huron Valley	Ionia Maximum	Kinross	Lakeland	Macomb	Marquette Branch Prison	Mid-Michigan	Mound	Muskegon	Newberry	Oaks	Ojibway	Parnall	Parr Highway	Pine River
ACADEMIC															
Basic Education	88	100	35	160	212	147	109	104	119	369	120	275	167	173	131
GED	13	147	8	82	35	87	39	87	170	167	39	48	51	14	94
Pre-release			14	13	11	6		5	18	49		12	14	10	6
Title I - EDIA															
Special Ed						1									
College Level															
Cell Study	17	204				22					65				
ACADEMIC TOTAL	118	451	57	255	258	263	148	196	307	585	224	335	232	197	231
VOCATIONAL															
Auto Body			31												
Auto Mechanics			33						37				32		
Building Trades			21	11			30								14
Electronics														26	11
Food Service				19	31				19						5
Visual Graphic															
Horticulture	3		21	24	16		22		27				17		14
Custodial Maint	12		35		13	42	44	21	21	45		38	22		15
Machine Tool															
Business Ed			25	25		12	45								47
Optical Tech															
Welding			14												
CTE Support			21												
VOCATIONAL TOTAL	15	0	201	79	60	54	141	21	104	45	0	38	71	26	106

F - 10

F2 Institutional Education Program Statistics - Averages for 2002

Page Three of Three

	Pugsley	Richard A. Handlon MTU	Riverside	Ryan	Saginaw	Robert Scott	Southern Michigan	St. Louis	Standish Max.	Straits	Thumb	West Shoreline	Western Wayne
ACADEMIC													
Basic Education	10	358	123	136	176	169	110	173	102	181	142	124	158
GED	8	53	69	45	73	15	99	61	13	12	57	58	35
Pre-release	1			3	6	29			6	2		6	23
Title I - EDIA													
Special Ed		20		1		6			3		2		
College Level													
Cell Study				1		5	9	25	44				
ACADEMIC TOTAL	19	431	192	186	255	224	218	259	168	195	201	188	216
VOCATIONAL													
Auto Body													
Auto Mechanics		29											21
Building Trades	29	42											25
Electronics													
Food Service				19	36	19					22		
Visual Graphic						12	26						15
Horticulture		10	19		33						12		17
Custodial Maint		28	22	23	41	19	19	25		10	25		13
Machine Tool		13											
Business Ed	37		16			23	29					54	26
Optical Tech							7						
Welding		29											
CTE Support													
VOCATIONAL TOTAL	66	151	57	42	110	73	81	25	0	10	59	54	117

SOURCE: Office of Program Services (Administration and Programs).

Note: Information is not included for prisoners under the supervision of the Field Operations Administration (CRP/SAI), and the private leased Michigan Youth Correctional Facility.

* Charles E. Egeler is now the Reception & Guidance Center; programming is no longer conducted at that location.

F3 2002 Major Misconduct Totals

Institution	Total Cases	Total Charges	Charges Not Guilty	Percent of Charges Not Guilty	Charges Dismissed	Percent of Charges Dismissed	Total Percent Not Guilty & Dismissed
Alger Maximum	2,278	2,845	67	2.4%	197	6.9%	9.3%
Baraga Maximum	3,113	3,578	54	1.5%	93	2.6%	4.1%
Bellamy Creek	4,032	4,452	258	5.8%	273	6.1%	11.9%
Boyer Road	474	524	31	5.9%	15	2.9%	8.8%
Carson City	1,755	1,958	123	6.3%	72	3.7%	10.0%
CFA Camps	2,605	2,746	199	7.2%	76	2.8%	10.0%
Charles E. Egeler	400	446	30	6.7%	28	6.3%	13.0%
Chippewa	3,937	4,332	182	4.2%	221	5.1%	9.3%
Comm. Res. Programs	1,327	1,533	60	3.9%	54	3.5%	7.4%
Cooper Street	680	763	60	7.9%	42	5.5%	13.4%
Deerfield	789	845	24	2.8%	18	2.1%	5.0%
Earnest C. Brooks	1,868	2,038	94	4.6%	94	4.6%	9.2%
Florence Crane	822	864	27	3.1%	26	3.0%	6.1%
G. Robert Cotton	2,884	3,124	201	6.4%	115	3.7%	10.1%
Gus Harrison	1,597	1,813	171	9.4%	38	2.1%	11.5%
Hiawatha	568	622	27	4.3%	21	3.4%	7.7%
Huron Valley	1,692	1,968	131	6.7%	75	3.8%	10.5%
Ionia Maximum	2,146	2,455	57	2.3%	73	3.0%	5.3%
Kinross	1,156	1,292	63	4.9%	45	3.5%	8.4%
Lakeland	757	826	49	5.9%	26	3.1%	9.1%
Macomb	791	868	77	8.9%	39	4.5%	13.4%
Marquette Branch	2,129	2,427	93	3.8%	79	3.3%	7.1%
Michigan Youth	2,300	2,777	238	8.6%	409	14.7%	23.3%
Mid-Michigan	601	659	59	9.0%	15	2.3%	11.2%
Mound	591	656	40	6.1%	40	6.1%	12.2%
Muskegon	2,629	2,919	303	10.4%	159	5.4%	15.8%
Newberry	1,306	1,399	104	7.4%	39	2.8%	10.2%
Oaks	1,558	1,689	48	2.8%	52	3.1%	5.9%
Ojibway	1,452	1,627	91	5.6%	60	3.7%	9.3%
Parnall	1,089	1,237	155	12.5%	58	4.7%	17.2%
Parr Highway	456	486	40	8.2%	14	2.9%	11.1%
Pine River	531	587	41	7.0%	21	3.6%	10.6%
Pugsley	592	642	51	7.9%	19	3.0%	10.9%
Richard A. Handlon MTU	3,098	3,401	203	6.0%	145	4.3%	10.2%
Riverside	3,291	3,649	146	4.0%	186	5.1%	9.1%
Robert Scott	1,531	1,856	272	14.7%	166	8.9%	23.6%
Ryan	951	1,075	80	7.4%	49	4.6%	12.0%
Saginaw	1,602	1,772	103	5.8%	34	1.9%	7.7%
SAI	141	145	0	0.0%	2	1.4%	1.4%
St. Louis	2,585	2,860	227	7.9%	110	3.8%	11.8%
Southern Michigan	2,405	2,692	176	6.5%	87	3.2%	9.8%
SPSM - Central Complex	6	6	0	0.0%	1	16.7%	16.7%
SPSM - R&GC	821	936	22	2.4%	38	4.1%	6.4%
Standish Maximum	1,288	1,422	74	5.2%	96	6.8%	12.0%
Straits	611	673	31	4.6%	42	6.2%	10.8%
Thumb	1,197	1,344	120	8.9%	49	3.6%	12.6%
West Shoreline	812	870	65	7.5%	32	3.7%	11.1%
Western Wayne	1,112	1,227	213	17.4%	84	6.8%	24.2%
TOTAL	72,356	80,925	4,980	6.2%	3,727	4.6%	10.8%

Source: Corrections Management Information System (CMIS).

F4 Litigation Statistics, 1999 - 2002

CATEGORY	1999	2000	2001	2002
Access to Courts	9	10	11	15
Community Residential Programs	2	2	9	5
Conditions of Confinement	20	16	8	10
Disciplinary Process	19	20	27	24
Discrimination	0	8	6	7
Employee – Discrimination	63	44	21	7
Employee – Other	24	31	23	24
Failure to Protect – Prisoner	21	7	12	14
Failure to Protect – Public	0	1	2	0
Food	2	0	2	1
Freedom of Information Act	5	4	4	5
Harassment	36	24	29	39
Jail Facilities	1	1	0	1
Mail – Legal	4	3	0	2
Mail – Nonlegal	8	4	11	6
Medical	45	39	45	52
Miscellaneous	55	43	59	39
Parole Administrative Appeal*	857	322	230	326
Parole Release Process**	28	9	3	0
Parole Revocation Process	116	108	105	181
Personal Injury – Prisoner	22	3	14	8
Personal Injury – Public	1	0	2	6
Petitions for Review – APA	281	273	226	319
Prison Sites	0	0	0	0
Programming	22	18	10	17
Property	14	21	14	9
Property – Legal	1	0	0	2
Religion	14	8	5	8
Searches	0	4	2	3
Security Classification	44	38	29	29
State Habeas (Challenge Conviction)***	0	0	0	47
Time Computation	48	50	41	72
Transfer	1	10	4	1
Use of Force	7	19	25	32
Use of Restraints	0	1	4	2
Visits	15	6	5	3
TOTAL LAWSUITS	1,785	1,147	988	1,316

SOURCE: Office of Policy and Hearings (Executive Bureau).

* This category includes all appeals of Parole Board decisions to Circuit Court under MCL 791.234(7). It includes most cases which were in the "Parole Release Process" category in earlier years.

** Most of this category is now reported in the "Parole Administrative Appeal" category.

*** New reporting category established in 2002, formerly counted within Miscellaneous.



Bureau of Correctional Industries

Table F5 is a seven year history of total sales and net margin for the Bureau of Correctional Industries.

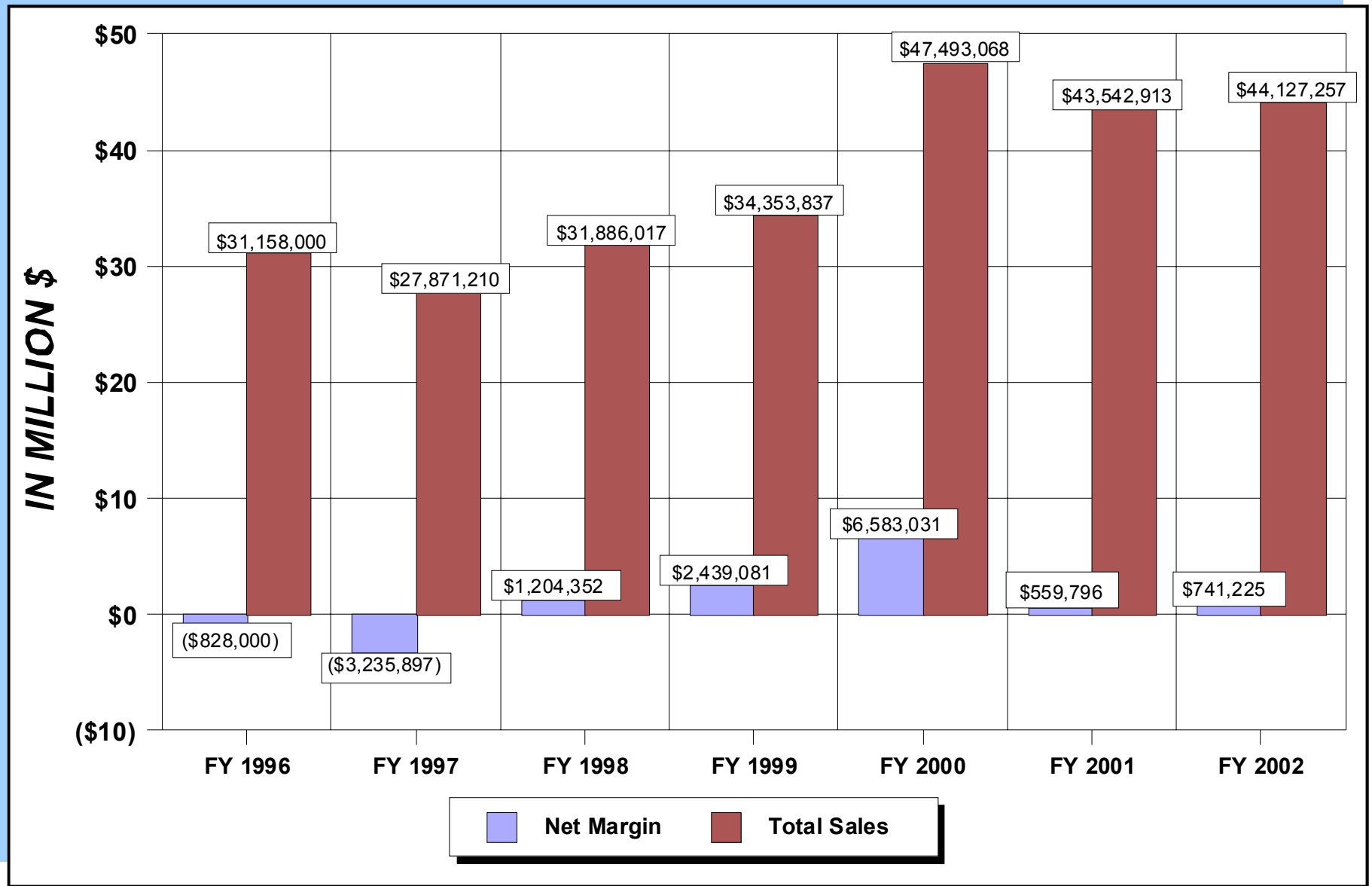
Table F6 provides more detailed information regarding total sales and net margin for factory

operations, broken down by individual factory and year (FY 2001 and FY 2002).

Table F7 shows the hourly pay schedule for prisoners employed in correctional industries.

F5 Seven-Year History of Total Sales and Net Margin 1996 - 2002

F - 16



Source: Bureau of Correctional Industries (Administration and Programs).

F6 Comparison of Total Sales and Net Margins from Factory Operations FY 2001 - FY 2002 (In Thousands)

FACTORY	SALES		NET MARGIN or (Loss)	
	FY 2001	FY 2002	FY 2001	FY 2002
Brooks Laundry	\$ 1,245	\$ 1,199	\$ (21)	\$ (187)
Camp Ottawa Sawmill	456	405	(266)	(266)
Carson City Garment	5,565	5,771	1,291	1,662
Carton	216	295	(58)	(8)
Chair	1,165	1,284	(287)	(190)
Chippewa Garment	1,249	954	65	64
Chippewa Laundry	988	947	3	(137)
Computer Operations	4	45	(232)	(248)
Cushion	359		(67)	
Dental Lab	226	218	2	(14)
Farms	3,642		(257)	
Furniture Restoration	366	305	(435)	(454)
Optical Lab	229	289	20	(1)
Jackson Dairy	1,819	2,519	(254)	(104)
Jackson Garment	196	1,291	118	476
Jackson Laundry	1,268	1,212	(321)	(67)
Jackson Machine	246		70	
Jackson Print Shop	1,144	1,024	236	(93)
Janitorial	3,190	3,145	809	506
Kinross Garment	3,264	2,371	774	267
Lakeland GIS	101		(110)	
License/Plate	1,602	2,822	31	754
License/Tab	30	-	20	(18)
Marquette Dairy	342	319	(157)	(278)
Marquette Garment	1,285	1,055	224	213
Mattress	1,859	1,998	119	287
Meat Processing		3,521		(427)
Metal Furniture	1,890	2,282	(633)	203
Plastic Bag*		-		(6)
Ryan GIS*		156		(50)
Shoe	2,087	2,087	376	266
Sign	410	502	(94)	(24)
Textile	5,016	4,227	203	(170)
Thumb Laundry	1,095	1,170	(117)	22
Vinyl Products	105	82	(119)	(109)
Wood Furniture	893	632	(378)	(1,170)
TOTAL	\$ 43,542	\$ 44,127	\$ 555	\$ 699

SOURCE: Bureau of Correctional Industries (Administration and Programs).

NOTES: Dollar amounts are rounded to the nearest thousand.

Negative Net Margin represents a loss.

Differences between figures in Tables F5 and F6 are due to miscellaneous revenue.

* Plastic Bag Factory, Meat Processing, opened during FY 2002. Lakeland GIS moved operations to Ryan GIS

F7 2002 Hourly Pay Schedule

INDUSTRIES HOURLY PAY SCHEDULE

CLASS	Automatic Increases		
	Start	30-Day	60-Day
	A	B	C
1. Trainee	.25	.27	.30
2. Semi-Skilled	.35	.40	.45
3. Skilled	.50	.55	.60
4. Highly Skilled	.65	.70	.75
7. Specialist	.80	.85	.90

Merit increases have been eliminated. Anyone currently at a pay rate which exceeds the maximum rate for that classification will be frozen.

SOURCE: Bureau of Correctional Industries (Administration and Programs).

Health Care Services

This section presents tables and charts regarding the cost of health care services for prisoners. Services are provided by the Bureau of Health Care Services. The Bureau has two main goals:

- Provide cost-effective care.
- Provide quality care.

Tables and Charts F8 through F10 summarize the Department's FY 2002 health care costs for prisoners and include comparisons for previous years. The tables and charts:

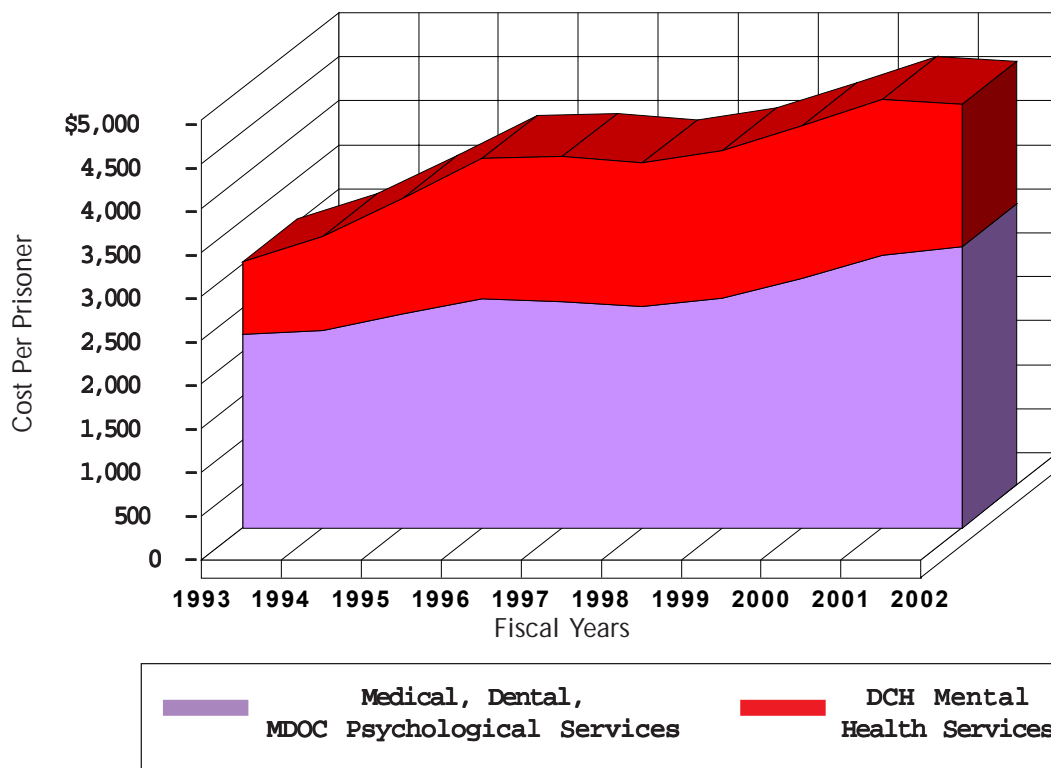
- Compare health care costs since the implementation of *managed care* for prisoners to costs prior to implementation.
- Distinguish between *medical, dental, and psychological services* provided or controlled directly by the Department of Corrections versus *mental health* care costs provided directly by the Department of Community Health (DCH) for prisoners with serious mental illness.
- Show a detailed breakdown of the costs under direct control of the Department of Corrections, (i.e. excluding the DCH costs).

F8 Health Care Expenditures Profile

Fiscal Years 1993-2002

Fiscal Year	Average Population*	Annual Percent Change	Average Cost Per Prisoner			
			Medical, Dental, MDOC Psychological Services (MDPS)	MDPS Annual Percent Change	DCH** Mental Health	TOTAL
Prior to Implementing Managed Care						
1993	38,785	---	2,196	---	834	3,030
1994	39,558	2.0%	2,240	2.0%	1,072	3,312
1995	42,787	8.2%	2,437	8.8%	1,313	3,750
1996	44,586	4.2%	2,603	6.8%	1,596	4,199
1997	44,768	0.4%	2,573	(1.2%)	1,654	4,227
After Implementing Managed Care						
1998	45,508	1.7%	2,515	(2.3%)	1,635	4,150
1999	46,030	1.1%	2,614	3.9%	1,668	4,282
2000	46,986	2.1%	2,839	8.6%	1,735	4,574
2001	48,528	3.3%	3,101	9.2%	1,766	4,867
2002	49,855	2.7%	3,197	3.1%	1,615	4,812

Total Average Cost Per Prisoner



* Based on Service Population.

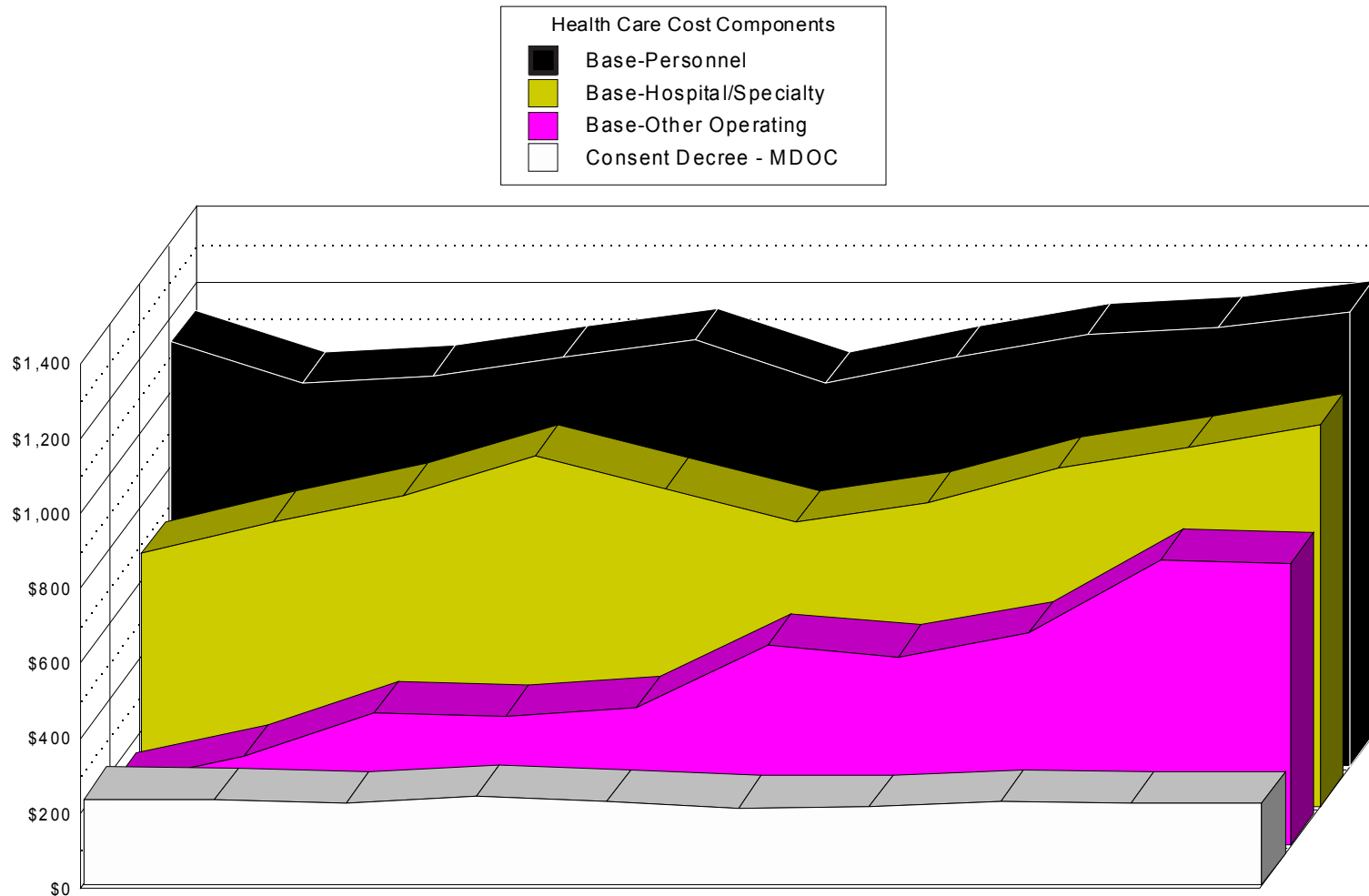
** Mental Health costs under direct control of the Department of Community Health (DCH) for prisoners with serious mental illness.

NOTE: Some numbers in this table have changed from those reported in previous years. This is the result of changing from a system of reporting expenditures in the year they accrued to a system of reporting expenditures in the year they were paid.

Source: Bureau of Health Care Services (Administration and Programs).

F9 Trend of Per Prisoner Health Care Cost Components Under Direct Control of MDOC Fiscal Years 1993 - 2002*

F - 21



	Prior to Implementing Managed Care					After Implementing Managed Care				
	FY1993	FY1994	FY1995	FY 1996	FY1997	FY1998	FY1999	FY2000	FY2001	FY2002
Base-Personnel	\$1,133	\$1,025	\$1,042	\$1,092	\$1,139	\$1,022	\$1,091	\$1,151	\$1,170	\$1,212
Base-Hospital/Specialty	\$672	\$756	\$829	\$931	\$846	\$758	\$810	\$902	\$955	\$1,016
Base-Other Operating	\$163	\$235	\$351	\$345	\$368	\$531	\$503	\$565	\$761	\$751
Consent Decree - MDOC	\$228	\$224	\$215	\$235	\$219	\$205	\$209	\$220	\$215	\$218

SOURCE: Bureau of Health Care Services (Administration and Programs)

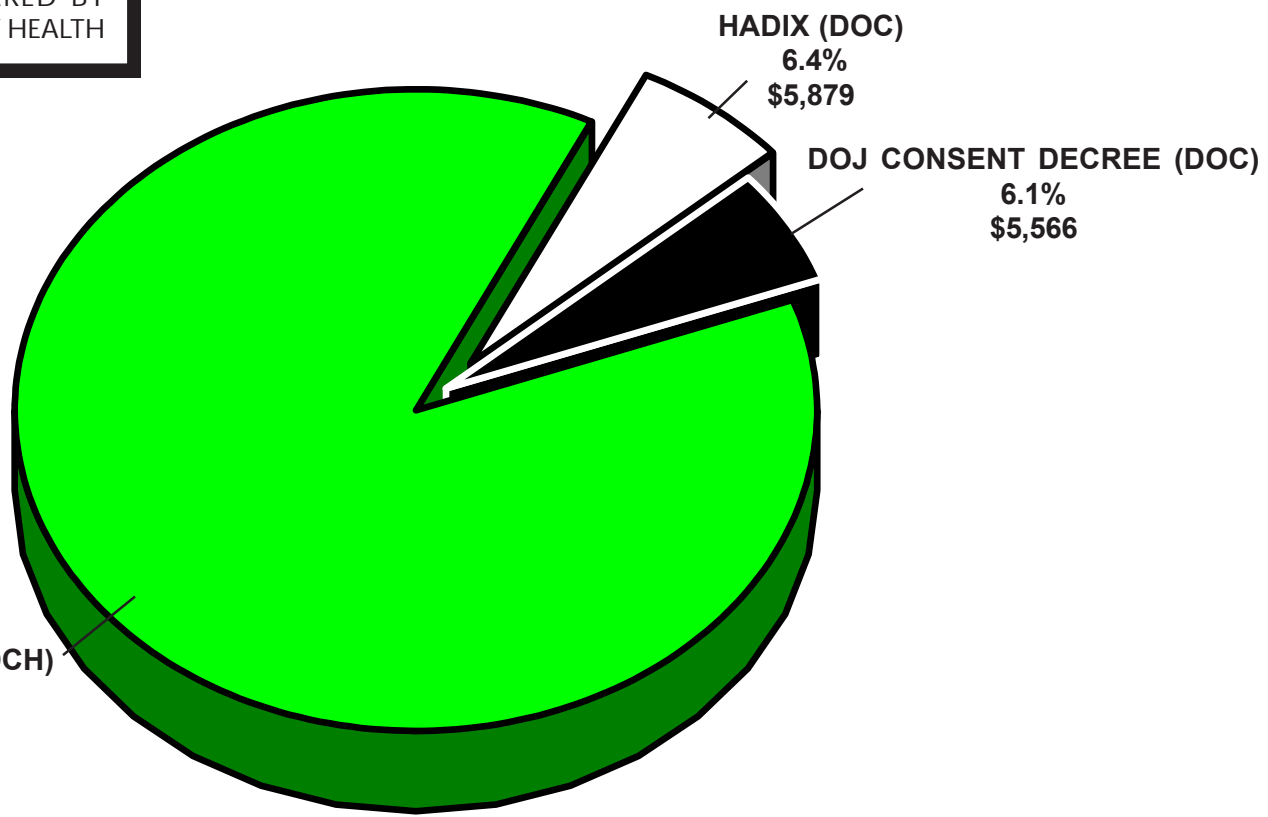
*Excludes mental health costs under the direct control of the Department of Community Health.

Some numbers in this table have changed from those reported in previous years. This is the result of changing from a system of reporting expenditures in the year they accrued to a system of reporting expenditures in the year they were paid.

F10 Consent Decree Health Care Expenditures - FY 2002

(In Thousands)

88% OF CONSENT DECREE DOLLARS SUPPORT MENTAL HEALTH PROGRAMS FOR PRISONERS ADMINISTERED BY DEPARTMENT OF COMMUNITY HEALTH



F - 22

NOTE: Consent Decree Expenditures represent the cost of program improvements made pursuant to agreement with the federal court or by court order under the Consent Decrees.

FY 2002	HADIX (DOC)	DEPT. OF JUSTICE CONSENT DECREE (DOC)	DEPT. OF JUSTICE PSYCHIATRIC PLAN (DCH)	TOTAL FY 2002 EXPENDITURES
EXPENDITURES (Thousands)	\$5,879	\$5,566	\$80,513	\$91,958

SOURCE: Bureau of Health Care Services (Administration and Programs).

Department Operations



Department Expenditures and Personnel Summaries

This section summarizes how the Department spent its fiscal year 2002 appropriations and presents statistics regarding the Department's employees.

Table F11 shows spending broken down by facilities and other Departmental operations. Table F11a is a summary chart of Department spending by function.

Tables F12 and F12a present information about the number and characteristics of Department employees by location.

F11 Actual Expenditures and Encumbrances Excluding Capital Outlay—FY 2002

F - 24

Location	Percent	Expenditures
Central Office Administration	1.73	\$ 27,225,459
Department-Wide Costs:		
County Jail Reimbursement	0.00	
Equipment and Special Maintenance	0.13	2,054,000
Inmate Legal Services Program	0.02	314,760
New Employee Training	0.15	2,367,686
Prosecutorial and Detainer Expenses	0.32	4,986,000
Substance Abuse Programs	1.09	17,170,827
Training Administration	0.29	4,606,690
Workers Compensation	1.52	23,893,741
Office of Community Corrections	1.80	28,417,351
Field Operations, including CRP and SAI	9.31	146,647,446
Health Care/Clinical	9.41	148,330,089
Consent Decree	6.36	100,147,130
Correctional Facilities:		
Correctional Facilities Administration ¹	2.37	37,281,029
Alger Maximum Correctional Facility	1.74	27,349,127
Baraga Maximum Correctional Facility	1.97	31,016,992
Bellamy Creek Correctional Facility	1.18	18,612,525
Carson City Correctional Facility*	2.56	40,334,895
Charles E. Egeler Correctional Facility	2.21	34,824,877
Chippewa Correctional Facility*	2.52	39,736,292
Cooper Street Correctional Facility	1.33	21,011,278
Deerfield Correctional Facility	0.99	15,652,417
Earnest C. Brooks Correctional Facility*	2.46	38,802,908
Florence Crane Correctional Facility	1.76	27,660,910
G. Robert Cotton Correctional Facility	2.00	31,502,227
Gus Harrison Correctional Facility*	2.50	39,380,050
Huron Valley Correctional Facility	1.34	21,096,558

Location	Percent	Expenditures
Correctional Facilities (Cont'd.)		
Ionia Maximum Correctional Facility	1.59	25,124,509
Jackson Central Region	0.84	13,215,639
Kinross Correctional Facility*	2.83	44,509,895
Lakeland Correctional Facility	1.39	21,850,758
Macomb Correctional Facility	1.57	24,664,434
Marquette Branch Prison	2.05	32,354,752
Michigan Reformatory	0.67	10,500,000
Michigan Youth Correctional Facility ²	0.01	195,242
Mound Correctional Facility	1.56	24,592,500
Muskegon Correctional Facility	1.43	22,479,269
Newberry Correctional Facility	1.63	25,677,699
Oaks Correctional Facility	1.81	28,527,742
Ojibway Correctional Facility	1.30	20,446,925
Parnall Correctional Facility	1.37	21,509,303
Pine River Correctional Facility	1.00	15,823,129
Pugsley Correctional Facility	1.02	16,065,814
Richard A. Handlon Correctional Facility	1.50	23,592,288
Riverside Correctional Facility	1.61	25,418,776
Robert Scott Correctional Facility	1.88	29,682,263
Ryan Correctional Facility	1.66	26,095,173
Saginaw Correctional Facility	1.62	25,581,383
Southern Michigan Correctional Facility	2.01	31,727,787
SPSM Central Complex	0.78	12,243,207
St. Louis Correctional Facility*	2.78	43,876,253
Standish Maximum Correctional Facility	1.87	29,497,597
Thumb Correctional Facility	1.80	28,374,041
Western Wayne Correctional Facility	1.36	21,460,139
TOTALS	100.00	\$1,575,509,777

¹Academic/Voc was consolidated into one appropriation unit.

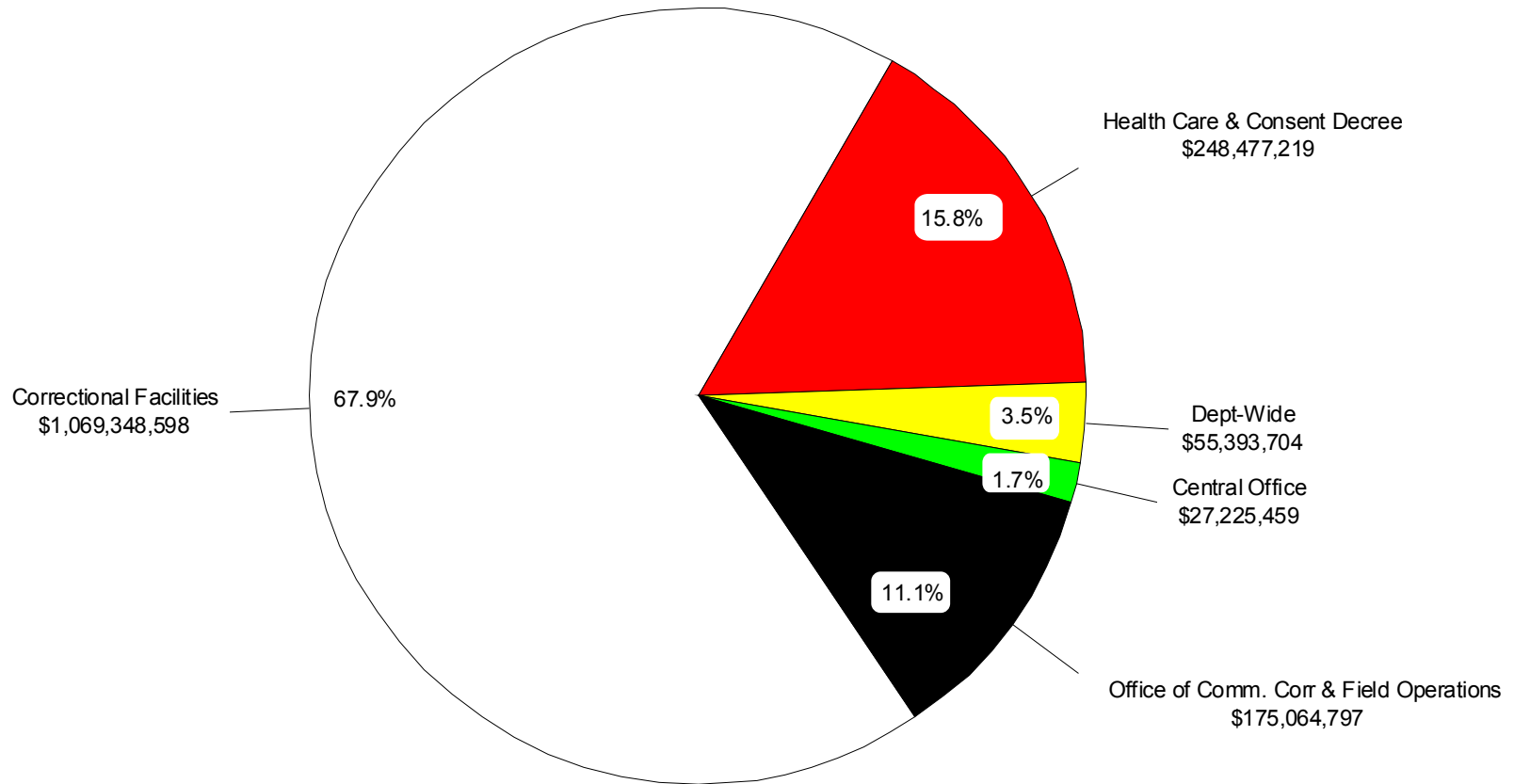
²Private, leased institution operated by Wackenhut Corporation for prisoners under the age of 20.

*Multiple facilities consolidated into one appropriation unit.

SOURCE: Office of Fiscal Management (Administration and Programs).

F11a FY 2002 Corrections Operating Expenditures: \$1,575,509,777

F - 25



Correctional Facilities, including Health Care and Consent Decree: \$1,317,825,817 = 83.6%

SOURCE: Office of Fiscal Management (Administration and Programs).

F12 Number of Employees as of December 21, 2002

Location	Total Employees	Total Minority Employees	Total Corrections Officers ¹	Female Corrections Officers ^{Total}	Minority Corrections Officers ^{Total}
Alger Maximum Correctional Facility (LMF)	394	26	263	45	14
Baraga Maximum Correctional Facility (AMF)	472	22	315	30	15
Bellamy Creek Correctional Facility (IBC)	545	81	340	57	55
Bureau of Correctional Industries (BCI)	213	25	0	0	0
Carson City Correctional Facility ² (DRF)	580	41	338	68	21
Central Office (CO)	425	81	0	0	0
Charles E. Egeler Correctional Facility (SMN)	760	117	405	57	51
Chippewa Correctional Facility ³ (URF)	617	71	342	45	52
Cooper Street Correctional Facility (JCS)	286	51	173	24	26
Deerfield Correctional Facility (ITF)	221	25	117	18	14
Earnest C. Brooks Correctional Facility ⁴ (LRF)	565	153	311	75	85
Field Operations Administration (FOA)	1,973	636	153	32	63
Florence Crane Correctional Facility (ACF)	385	23	226	64	14
G. Robert Cotton Correctional Facility (JCF)	463	86	291	60	64
Gus Harrison Correctional Facility ⁵ (ARF)	575	68	338	62	29
Huron Valley Correctional Facility (HVM)	314	104	197	39	69
Ionia Maximum Correctional Facility (ICF)	392	46	288	38	26
Jackson Central Region	114	13	0	0	0
Kinross Correctional Facility ⁶ (KCF)	587	81	367	45	57
Lakeland Correctional Facility (LCF)	307	22	185	29	10
Macomb Correctional Facility (MRF)	352	116	222	55	62
Marquette Branch Prison (MBP)	465	20	270	20	12
Mid-Michigan Correctional Facility ⁷ (STF)	654	60	405	59	29
Mound Correctional Facility (NRF)	348	260	236	68	175
Muskegon Correctional Facility (MCF)	306	83	168	37	49
Newberry Correctional Facility (NCF)	387	37	236	46	27
Oaks Correctional Facility (ECF)	404	13	268	41	11
Ojibway Correctional Facility (OCF)	318	6	185	31	3
Parnall Correctional Facility (SMT)	282	66	161	40	36
Pine River Correctional Facility (SPR)	242	16	135	24	11
Pugsley Correctional Facility (MPF)	240	9	131	21	4
Richard A. Handlon Corr. Facility (MTU)	325	35	174	33	21
Riverside Correctional Facility (RCF)	489	52	303	52	36
Robert Scott Correctional Facility (SCF)	420	230	246	155	149
Ryan Correctional Facility (RRF)	351	263	232	81	178
Saginaw Correctional Facility (SRF)	398	72	247	68	51
Southern Michigan Correctional Fac. (JMF)	522	108	375	58	69
Standish Maximum Correctional Fac. (SMF)	452	30	305	58	20
Thumb Correctional Facility (TCF)	398	72	263	67	51
Western Wayne Correctional Facility (WCF)	286	169	170	83	110
TOTALS	17,827	3,489	9,381	1,885	1,769

SOURCE: Office of Personnel and Labor Relations (Administration and Programs).

INCLUDES: ¹Includes Corrections Officers, Corrections Medical Aides, Resident Unit Officers and Work Camp Supervisors.

²Boyer Road Corr. Fac. ³Straits Corr. Fac. ⁴West Shoreline Corr. Fac. ⁵Parr Highway Corr. Fac.

⁶Hiawatha Corr. Fac. ⁷St. Louis Corr. Fac.

NOTE: December 21 represents the last pay period of 2002.

The Camp Program is not reported separately because camps were annexed by nearby institutions in 1997.

SPSM Central Complex closed January 2002. Michigan Reformatory closed December 2001

F12a Corrections Officers as of December 21, 2002¹

INSTITUTION	MALES	FEMALES	TOTAL
Alger Maximum Correctional Facility (LMF)	218	45	263
Baraga Maximum Correctional Facility (AMF)	285	30	315
Bellamy Creek Correctional Facility (IBC)	283	57	340
Carson City Correctional Facility ² (DRF)	270	68	338
Charles E. Egeler Correctional Facility (SMN)	348	57	405
Chippewa Correctional Facility ³ (URF)	297	45	342
Cooper Street Correctional Facility (JCS)	149	24	173
Deerfield Correctional Facility (ITF)	99	18	117
Earnest C. Brooks Correctional Facility ⁴ (LRF)	236	75	311
Field Operations Administration (FOA)	121	32	153
Florence Crane Correctional Facility (ACF)	162	64	226
G. Robert Cotton Correctional Facility (JCF)	231	60	291
Gus Harrison Correctional Facility ⁵ (ARF)	276	62	338
Huron Valley Correctional Facility (HVM)	158	39	197
Ionia Maximum Correctional Facility (ICF)	250	38	288
Kinross Correctional Facility ⁶ (KCF)	322	45	367
Lakeland Correctional Facility (LCF)	156	29	185
Macomb Correctional Facility (MRF)	167	55	222
Marquette Branch Prison (MBP)	250	20	270
Mid-Michigan Correctional Facility ⁷ (STF)	346	59	405
Mound Correctional Facility (NRF)	168	68	236
Muskegon Correctional Facility (MCF)	131	37	168
Newberry Correctional Facility (NCF)	190	46	236
Oaks Correctional Facility (ECF)	227	41	268
Ojibway Correctional Facility (OCF)	154	31	185
Parnall Correctional Facility (SMT)	121	40	161
Pine River Correctional Facility (SPR)	111	24	135
Pugsley Correctional Facility (MPF)	110	21	131
Richard A. Handlon Corr. Facility (MTU)	141	33	174
Riverside Correctional Facility (RCF)	251	52	303
Robert Scott Correctional Facility (SCF)	91	155	246
Ryan Correctional Facility (RRF)	151	81	232
Saginaw Correctional Facility (SRF)	179	68	247
Southern Michigan Correctional Fac. (JMF)	317	58	375
Standish Maximum Correctional Fac. (SMF)	247	58	305
Thumb Correctional Facility (TCF)	196	67	263
Western Wayne Correctional Facility (WCF)	87	83	170
TOTAL	7,496	1,885	9,381

SOURCE: Office of Personnel and Labor Relations (Administration and Programs).

INCLUDES: ¹Includes Corrections Officers, Corrections Medical Aides, Resident Unit Officers and Work Camp Supervisors.

²Boyer Road Corr. Fac. ³Straits Corr. Fac. ⁴West Shoreline Corr. Fac. ⁵Parr Highway Corr. Fac.

⁶Hiawatha Corr. Fac. ⁷St. Louis Corr. Fac.

NOTE: December 21 represents the last pay period of 2002.

The Camp Program is not reported separately because camps were annexed by nearby institutions in 1997. SPSM Central Complex closed January 2002. Michigan Reformatory closed December 2001