


---

# MICHIGAN DEPARTMENT OF CORRECTIONS

## 2003 STATISTICAL REPORT



**Jennifer M. Granholm, Governor**

---

**Patricia L. Caruso, Director**  
**Michigan Department of Corrections**

---



---

# 2003 STATISTICAL REPORT

## INTRODUCTION

Since the 2000 edition of the MDOC Statistical Report, bound paper copies have no longer been produced and distributed. Instead, these annual statistical reports are published only on the official MDOC web site on the Internet. The MDOC home page web address is <http://www.michigan.gov/corrections>, and the Statistical Reports are located under the *Publications & Information* link.

The crime breakdowns in the core tables of the first three sections of the 2003 report — regarding felony court dispositions, prison intake and prison population — are all based on the longer 10-character offense codes, as was first shown in the 1999 report. They are also sorted by offense code rather than by crime frequency or maximum term. Since the new sort order keeps sequential offense codes together, similar crimes that have identical maximum penalties are no longer consolidated. This new level of detail provides much richer information than in the past.

However, the additional detail also makes the crime tables much longer; and the reader must be careful to watch for related offense codes when attempting to examine the data for a particular type of crime. For example, as many as nine separate offense codes now appear for the crime of first degree criminal sexual conduct (750.520B-- ) in each crime

table because each code represents a specific characteristic of the offense.

Summary narrative reflecting on the Department's observations about what the data show has again been kept to a minimum, as the Department now produces a separate *Annual Report* for that purpose.

### **Section Overview**

This report is divided into six major sections (A-F).

- Section *A, Court Dispositions*, contains data on statewide felony court dispositions—broken down by offense, sentencing jurisdiction, and type of disposition.
- Section *B, Prison Commitments*, provides data on prison intake — the number and characteristics of new prisoners received into the Department's institutions and camps.
- Section *C, Prisoner Population*, presents descriptions of Michigan's correctional facilities and statistics regarding the characteristics of the prisoner population.
- Section *D, Parole Board*, summarizes data on offender movement to parole and Parole Board activity and decisions, and examines the parole outcomes of offenders who paroled in 1998.
- Section *E, Field Operations Administration*, contains data and information regarding the community supervision programs and functions of the Department's Field Operations Administration (FOA). Section *E* has four subsections:
  - *Probation and Parole Supervision*
  - *Special Alternative Incarceration Program (SAI)*
  - *Community Residential Programs (CRP)*
  - *Office of Community Corrections (OCC)*
- Section *F, Department Operations*, contains data and information about a variety of Department programs and administrative functions/operations. Section *F* contains the following subsections:
  - *Prisoner Program, Misconduct and Litigation Statistics*
  - *Bureau of Correctional Industries*
  - *Health Care Services*
  - *Department Expenditures and Personnel Summaries*



---

# Table of Contents

INTRODUCTION .....	<i>i</i>
TABLE OF CONTENTS .....	<i>iii</i>
DEPARTMENT ORGANIZATIONAL CHART .....	<i>vi</i>
<b>A. COURT DISPOSITIONS .....</b>	<b>A - 1</b>
A    Statewide Prison Commitment Rates, 1989 - 2003 .....	A - 2
<b>Criminal Court Dispositions (Offenders) by FOA Region and Circuit Number</b>	
A1    All Offenses .....	A - 3
A1a   Non-Assaultive .....	A - 4
A1b   Drug Offenses .....	A - 5
A1c   Assaultive Offenses .....	A - 6
<b>Criminal Court Dispositions by Offense and Type of Disposition</b>	
A2    All Offenses .....	A - 7
A2a   Non-Assaultive Offenses .....	A - 27
A2b   Drug Offenses .....	A - 38
A2c   Assaultive Offenses .....	A - 41
<b>B. PRISON COMMITMENTS .....</b>	<b>B - 1</b>
B1a   Annual Prison Intake, 1989 - 2003 .....	B - 2
B1b   Reported Index Crimes and Prison Intake, 1996 - 2003 .....	B - 3
B1c   Total Prisoner Population, Prison Commitments, and Michigan Census, 1944 - 2003 .....	B - 4
<b>Commitments by Minimum Term Distribution for Men and Women</b>	
B2    All Offenses .....	B - 5
B2a   Non-Assaultive Offenses .....	B - 23
B2b   Drug Offenses .....	B - 32
B2c   Assaultive Offenses .....	B - 35
<b>Commitments by Minimum Term Distribution for Women</b>	
B3    All Offenses .....	B - 43
B4a   Commitments by Age for Men, 1994 - 2003 .....	B - 51
B4b   Commitments by Age, Race and Gender as of December 2003 .....	B - 51
B5a   Commitments by Race for Men, 1987 - 2003 .....	B - 52
B5b   Total 2003 Commitments by Race and Gender .....	B - 53
B6    2003 Prison Commitments by Type .....	B - 54
B7    2003 Prisoner Intake by Major Crime Types .....	B - 55
<b>C. PRISONER POPULATION .....</b>	<b>C - 1</b>
—    Map of Prison and Camp Facilities by Region as of December 31, 2003 .....	C - 2
—    Descriptions of Institutions — December 31, 2003 .....	C - 3
—    Non-MDOC Locations .....	C - 14
C    Net Operating Capacity by Security Level (Institutions & Camps) as of December 31, 2003 .....	C - 15
Ca   Year-End Prison Population (Institutions and Camps), 1989 - 2003 .....	C - 16

---

### C. Prisoner Population: cont'd

#### Prisoner Population by Minimum Term Distribution for Men and Women

C1	All Offenses .....	C - 17
C1a	Non-Assaultive Offenses .....	C - 41
C1b	Drug Offenses .....	C - 52
C1c	Assaultive Offenses .....	C - 55

#### Prisoner Population by Minimum Term Distribution for Women

C2	All Offenses .....	C - 65
----	--------------------	--------

#### Age Breakdown of Prisoner Population by Location as of December 2003

C3a	Total Prisoner Population .....	C - 75
C3b	White Prisoner Population .....	C - 78
C3c	Non-White Prisoner Population .....	C - 81
C4	2003 Prisoner Movement Summary: Institutions and Camps Only .....	C - 84
C5	Escapes From Secure DOC Custody, 1998 - 2003 .....	C - 85

### D. PAROLE BOARD ..... D - 1

D	Annual Movements to Parole, 1989 - 2003 .....	D - 2
D1	Parole Board Activity, 1985 - 2003 .....	D - 3
D1a	2003 Parole Board Action .....	D - 4
D2	Parole Outcomes of Offenders Who Paroled in 1999 by Offense Group as of 2003 .....	D - 5
D2a	1999 Parolees Returned with New Sentences (PVNS) During Parole Term as of 2003 .....	D - 6

### E. FIELD OPERATIONS ADMINISTRATION ..... E - 1

—	Map — Field Operations Administration Regions and Areas as of December 31, 2003 .....	E - 2
---	---	-------

#### Probation and Parole Supervision ..... E - 3

E1	Violations of Parole Supervision 1994 - 2003 .....	E - 4
E2	2003 Personnel and Funds Distribution .....	E - 5
E3	2003 Work Distribution .....	E - 6
E4	Total Number of Pre-Sentence Investigations 1994 - 2003 .....	E - 7
E5	Average Number of Parolees Supervised 1994 - 2003 .....	E - 8
E6	Average Number of Probationers Supervised 1994 - 2003 .....	E - 9

#### Special Alternative Incarceration Program (SAI) ..... E - 11

E7a	2003 SAI <i>Prisoner</i> Intake by Offense .....	E - 12
E7b	2003 SAI <i>Probationer</i> Intake by Offense .....	E - 14
E8	Comparison of SAI <i>Probationer</i> Intake by Field Operations 2001 - 2003 .....	E - 16
E9a	SAI Phase I <i>Prisoner</i> Program Performance 2001 - 2003 .....	E - 17
E9b	SAI Phase I <i>Probationer</i> Program Performance 2001 - 2003 .....	E - 17
E9c	Table — SAI Phase I <i>Prisoner</i> Post-Program Performance 1992 - 2003 .....	E - 18
E9d	Chart — SAI Phase I <i>Prisoner</i> Post-Program Performance 1992 - 2003 .....	E - 18

---

**E. Field Operations Administration: cont'd**

<b>Community Residential Programs (CRP)</b> .....	<b>E - 19</b>
E10 Year-End Prisoner Population: Community Residential Programs, 1994 - 2003 .....	E - 20
E11 2003 Prisoner Movement Summary: Community Residential Programs .....	E - 21
E12 End-of-Year Electronic Monitoring Population, 1998 - 2003 .....	E - 22
E13 Zero Tolerance Escape Policy - Community Residential Programs 1992 - 2003 .....	E - 23
<b>Office of Community Corrections (OCC)</b> .....	<b>E - 25</b>
E14 Offenders Enrolled in P.A. 511 Community Corrections Programs in FY 2003 .....	E - 26
E15 Grants Awarded in FY 2003 .....	E - 27
E16 2003 Probation Residential Services .....	E - 28

**F. DEPARTMENT OPERATIONS** .....

<b>Prisoner Program, Misconduct and Litigation Statistics</b> .....	<b>F - 3</b>
F1b 2003 Prisoner Library and Volunteer Activity - Average Monthly Participation .....	F - 4
F1c 2003 Prisoner Religious Preferences .....	F - 6
F2 Institutional Education Program Statistics - Averages for 2003 .....	F - 7
F3 2003 Major Misconduct Totals .....	F - 10
F4 Litigation Statistics, 2000 - 2003 .....	F - 11
<b>Bureau of Correctional Industries</b> .....	<b>F - 13</b>
F5 Seven-Year History of Total Sales and Net Margin 1997 - 2003 .....	F - 14
F6 Comparison of Total Sales and Net Margins From Factory Operations 2002 - 2003 .....	F - 15
F7 2003 Hourly Pay Schedule .....	F - 16
<b>Health Care Services</b> .....	<b>F - 17</b>
F8 Health Care Expenditures Profile, Fiscal Years 1994 - 2003 .....	F - 18
F9 Trend of Per Prisoner Health Care Cost Components 1994 - 2003 .....	F - 19
F10 Consent Decree Health Care Expenditures - FY 2003 .....	F - 20
<b>Department Expenditures and Personnel Summaries</b> .....	<b>F - 21</b>
F11 Actual Expenditures and Encumbrances Excluding Capital Outlay - FY 2003 .....	F - 22
F11a FY 2003 Corrections Operating Expenditures .....	F - 23
F12 Number of Employees as of December 21, 2003 .....	F - 24
F12a 2003 Corrections Officers .....	F - 25

# MICHIGAN DEPARTMENT OF CORRECTIONS

*As of December 31, 2003*

**Jennifer Granholm, Governor**

**DIRECTOR**  
Patricia L. Caruso

**OFFICE OF AUDIT,  
INTERNAL AFFAIRS & LITIGATION**  
Administrator  
Jeffrey Baumann

**ADMINISTRATION & PROGRAMS**  
Deputy Director  
Barry McLemore

**FIELD OPERATIONS**  
Deputy Director  
Vacant

**CORRECTIONAL FACILITIES**  
Deputy Director  
Dennis Straub

**POLICY & STRATEGIC PLANNING**  
Deputy Director  
Dennis Schrantz

**EXECUTIVE BUREAU**  
Executive Assistant  
Richard McKeon

**BUREAU OF  
HUMAN RESOURCES**  
Administrator  
Gary Manns

iv



---

# Court Dispositions

A

This section contains data on statewide felony court dispositions — broken down by offense, sentencing jurisdiction and type of disposition.

Tables A and A1 through A1c are based on total offenders rather than total dispositions. In other words, multiple dispositions for the same offender, from the same sentencing county, in the same year were counted as follows:

- Dispositions for the same offender that occurred three or more months apart were counted separately.
- Dispositions for the same offender that occurred less than three months apart were counted only once, according to the following sequence:
  - The *most severe* disposition was counted (e.g., a disposition to prison was counted before a disposition to jail).
  - If of equal severity, then the disposition with the longest *minimum* term was counted.
  - If equal minimum terms, then the disposition with the longest *maximum* term was counted.

Table A shows the statewide prison commitment rates for 2003 and the previous fourteen years. Separate rates are presented for: (1) All offenses, *including* those involving mandatory sentences to prison; and (2) Offenses that do not involve mandatory sentences to prison.

Table A1 shows 2003 court dispositions (offenders) broken down by disposition type and by sentencing county circuit within each of the three Field Operations Administration (FOA) regions. Tables A1a through A1c show the information in Table A1 broken down by major crime categories (i.e., non-assaultive, drug and assaultive offenses).

Table A2 shows total 2003 court dispositions broken down by disposition type and offense. Tables A2a through A2c show the information in Table A2 broken down by major crime categories (i.e., non-assaultive, drug and assaultive offenses). The A2 series of tables are based on total dispositions, so multiple dispositions for the same offender are counted separately.

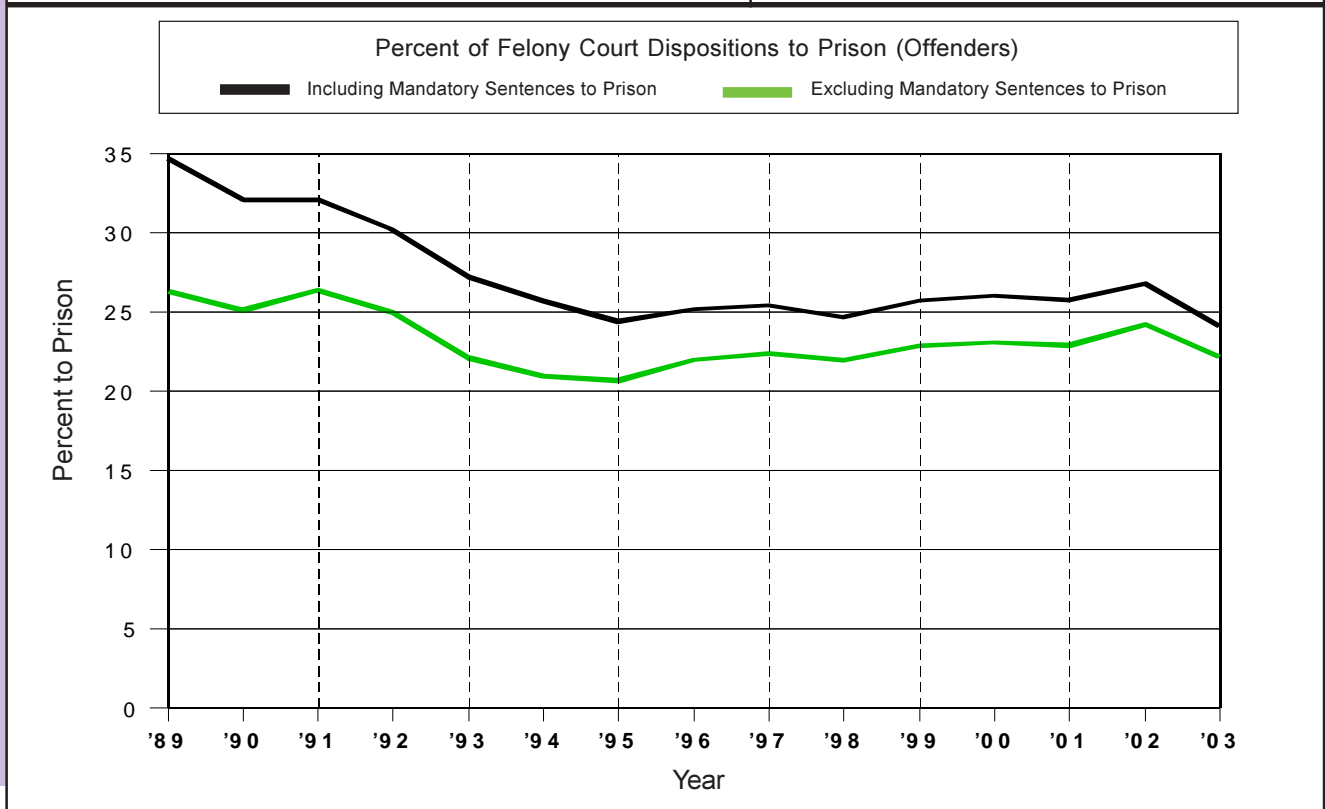
The crimes in the A2 series of tables are sorted by Michigan Compiled Law (MCL) numbers and Prosecuting Attorney's Coordinating Council (PACC) codes (the sort order used since 1999). Since this sort

order keeps related codes together, similar crimes that have identical maximum penalties are not consolidated. This level of detail provides much richer information, but the reader must be careful to watch for related codes when attempting to examine the frequency and disposition pattern for a particular type of crime. For example, nine separate offense codes appear for the crime of first degree criminal sexual conduct (750.520B--), because each code represents a specific characteristic of the offense.

# A Statewide Prison Commitment Rates

Calendar Years 1989 - 2003

Year	Including Mandatory Prison		Excluding Mandatory Prison	
	Total Felony Dispositions (Offenders)	Percent Total Felony Dispositions to Prison	Net Felony Dispositions (Offenders)	Percent Net Felony Dispositions to Prison
1989	35,534	34.7	30,512	26.3
1990	36,783	32.1	32,379	25.1
1991	37,051	32.1	33,540	26.4
1992	39,041	30.2	35,796	25.0
1993	38,634	27.2	35,566	22.1
1994	37,823	25.7	35,015	21.0
1995	38,805	24.4	36,601	20.7
1996	38,749	25.2	36,823	22.0
1997	39,340	25.4	37,498	22.4
1998	40,016	24.7	38,319	22.0
1999	38,178	25.7	36,492	22.9
2000	38,359	26.0	36,624	23.1
2001	41,835	25.8	40,037	22.9
2002	45,147	26.8	43,349	24.2
2003	47,229	24.1	45,890	22.2



SOURCE: Basic Information Reports (BIR).

# A1 2003 Criminal Court Dispositions (Offenders) by FOA Region and Circuit Number — All Offenses

	Total	Prison	Pro- bation*	Jail/ Prob.	Jail/ Fine**	Prison	Pro- bation*	Jail/ Prob.	Jail/ Fine**
<b>STATE TOTALS</b>	<b>47,229</b>	<b>11,405</b>	<b>14,605</b>	<b>14,304</b>	<b>6,915</b>	<b>24.1</b>	<b>30.9</b>	<b>30.3</b>	<b>14.6</b>
<b>FOA REGION I (03 Wayne) TOTALS</b>	<b>13,784</b>	<b>2,863</b>	<b>6,902</b>	<b>2,680</b>	<b>1,339</b>	<b>20.8</b>	<b>50.1</b>	<b>19.4</b>	<b>9.7</b>
<b>FOA REGION II TOTALS</b>	<b>16,695</b>	<b>4,284</b>	<b>4,181</b>	<b>5,684</b>	<b>2,546</b>	<b>25.7</b>	<b>25.0</b>	<b>34.0</b>	<b>15.3</b>
1 Hillsdale	139	59	8	56	16	42.4	5.8	40.3	11.5
6 Oakland	5,001	1,242	948	1,838	973	24.8	19.0	36.8	19.5
7 Genesee	1,782	629	611	512	30	35.3	34.3	28.7	1.7
10 Saginaw	1,173	375	417	241	140	32.0	35.5	20.5	11.9
16 Macomb	2,973	507	1,222	666	578	17.1	41.1	22.4	19.4
18 Bay	492	143	100	189	60	29.1	20.3	38.4	12.2
21 Isabella	375	76	28	207	64	20.3	7.5	55.2	17.1
22 Washtenaw	985	203	420	140	222	20.6	42.6	14.2	22.5
24 Sanilac	80	27	9	36	8	33.8	11.3	45.0	10.0
29 Clinton, Gratiot	298	115	6	134	43	38.6	2.0	45.0	14.4
31 St. Clair	781	197	122	330	132	25.2	15.6	42.3	16.9
35 Shiawassee	241	71	19	135	16	29.5	7.9	56.0	6.6
38 Monroe	556	151	11	300	94	27.2	2.0	54.0	16.9
39 Lenawee	299	105	30	161	3	35.1	10.0	53.8	1.0
40 Lapeer	245	44	12	146	43	18.0	4.9	59.6	17.6
42 Midland	313	67	46	182	18	21.4	14.7	58.1	5.8
44 Livingston	518	184	98	185	51	35.5	18.9	35.7	9.8
52 Huron	41	10	1	26	4	24.4	2.4	63.4	9.8
54 Tuscola	203	47	31	92	33	23.2	15.3	45.3	16.3
55 Clare, Gladwin	200	32	42	108	18	16.0	21.0	54.0	9.0
<b>FOA REGION III TOTALS</b>	<b>16,750</b>	<b>4,258</b>	<b>3,522</b>	<b>5,940</b>	<b>3,030</b>	<b>25.4</b>	<b>21.0</b>	<b>35.5</b>	<b>18.1</b>
2 Berrien	876	299	134	296	147	34.1	15.3	33.8	16.8
4 Jackson	795	272	166	231	126	34.2	20.9	29.1	15.8
5 Barry	310	74	32	186	18	23.9	10.3	60.0	5.8
8 Ionia, Montcalm	416	129	79	152	56	31.0	19.0	36.5	13.5
9 Kalamazoo	1,617	235	839	130	413	14.5	51.9	8.0	25.5
11 Alger, Luce, Schoolcraft	101	23	4	41	33	22.8	4.0	40.6	32.7
12 Baraga, Houghton, Keweenaw	74	15	18	32	9	20.3	24.3	43.2	12.2
13 Antrim, Grand Traverse, Leelanau	399	130	10	242	17	32.6	2.5	60.7	4.3
14 Muskegon	1,176	456	84	534	102	38.8	7.1	45.4	8.7
15 Branch	174	30	4	99	41	17.2	2.3	56.9	23.6
17 Kent	2,957	836	996	566	559	28.3	33.7	19.1	18.9
19 Benzie, Manistee	92	33	27	32	32	35.9	29.3	34.8	
20 Ottawa	804	120	260	230	194	14.9	32.3	28.6	24.1
23 Iosco, Oscoda	86	26	3	46	11	30.2	3.5	53.5	12.8
25 Marquette	134	29	25	68	12	21.6	18.7	50.7	9.0
26 Alpena, Alcona, Montmorency, Presque Isle	257	53	62	108	34	20.6	24.1	42.0	13.2
27 Newago, Oceana	372	75	22	209	66	20.2	5.9	56.2	17.7
28 Missaukee, Wexford	210	63	3	137	7	30.0	1.4	65.2	3.3
30 Ingham	1,117	199	108	527	283	17.8	9.7	47.2	25.3
32 Gogebic, Ontonagon	56	13	5	28	10	23.2	8.9	50.0	17.9
33 Charlevoix	77	22	2	42	11	28.6	2.6	54.5	14.3
34 Roscommon, Arenac, Ogemaw	269	52	42	146	29	19.3	15.6	54.3	10.8
36 VanBuren	509	97	106	170	136	19.1	20.8	33.4	26.7
37 Calhoun	959	253	230	256	220	26.4	24.0	26.7	22.9
41 Dickinson, Iron, Menominee	210	62	9	115	24	29.5	4.3	54.8	11.4
43 Cass	275	60	36	79	100	21.8	13.1	28.7	36.4
45 St. Joseph	334	59	13	148	114	17.7	3.9	44.3	34.1
46 Otsego, Kalkaska, Crawford	253	69	34	135	15	27.3	13.4	53.4	5.9
47 Delta	134	18	19	67	30	13.4	14.2	50.0	22.4
48 Allegan	447	153	48	177	69	34.2	10.7	39.6	15.4
49 Mecosta, Osceola	257	70	17	162	8	27.2	6.6	63.0	3.1
50 Mackinac, Chippewa	179	43	22	53	61	24.0	12.3	29.6	34.1
51 Lake, Mason	212	37	3	159	13	17.5	1.4	75.0	6.1
53 Cheboygan	111	29	21	45	16	26.1	18.9	40.5	14.4
56 Eaton	366	73	31	217	45	19.9	8.5	59.3	12.3
57 Emmet	135	51	8	75	1	37.8	5.9	55.6	0.7

Source: Basic Information Reports (BIR). \*Includes Delayed and Suspended Sentences and HYTA Probation. \*\*Includes Restitution and Costs.

# A1a 2003 Criminal Court Dispositions (Offenders) by FOA Region and Circuit Number — Non-Assaultive Offenses

	Total	Prison	Pro- bation*	Jail/ Prob.	Jail/ Fine**	Prison	Pro- bation*	Jail/ Prob.	Jail/ Fine**
<b>STATE TOTALS</b>	<b>23,653</b>	<b>4,946</b>	<b>7,434</b>	<b>7,917</b>	<b>3,356</b>	<b>20.9</b>	<b>31.4</b>	<b>33.5</b>	<b>14.2</b>
<b>FOA REGION I (03 Wayne) TOTALS</b>	<b>6,709</b>	<b>1,153</b>	<b>3,534</b>	<b>1,412</b>	<b>610</b>	<b>17.2</b>	<b>52.7</b>	<b>21.0</b>	<b>9.1</b>
<b>FOA REGION II TOTALS</b>	<b>8,453</b>	<b>1,891</b>	<b>2,060</b>	<b>3,211</b>	<b>1,291</b>	<b>22.4</b>	<b>24.4</b>	<b>38.0</b>	<b>15.3</b>
1 Hillsdale	80	35	3	30	12	43.8	3.8	37.5	15.0
6 Oakland	2,628	511	526	1,047	544	19.4	20.0	39.8	20.7
7 Genesee	910	259	348	291	12	28.5	38.2	32.0	1.3
10 Saginaw	579	168	207	137	67	29.0	35.8	23.7	11.6
16 Macomb	1,124	203	410	289	222	18.1	36.5	25.7	19.8
18 Bay	262	71	57	103	31	27.1	21.8	39.3	11.8
21 Isabella	204	35	17	118	34	17.2	8.3	57.8	16.7
22 Washtenaw	514	84	235	84	111	16.3	45.7	16.3	21.6
24 Sanilac	54	18	7	23	6	33.3	13.0	42.6	11.1
29 Clinton, Gratiot	178	62	6	88	22	34.8	3.4	49.4	12.4
31 St. Clair	458	90	72	214	82	19.7	15.7	46.7	17.9
35 Shiawassee	139	38	9	85	7	27.3	6.5	61.2	5.0
38 Monroe	268	70	5	153	40	26.1	1.9	57.1	14.9
39 Lenawee	157	51	18	86	2	32.5	11.5	54.8	1.3
40 Lapeer	168	24	10	105	29	14.3	6.0	62.5	17.3
42 Midland	194	34	34	114	12	17.5	17.5	58.8	6.2
44 Livingston	265	82	52	105	26	30.9	19.6	39.6	9.8
52 Huron	26	6		17	3	23.1		65.4	11.5
54 Tuscola	123	31	16	57	19	25.2	13.0	46.3	15.4
55 Clare, Gladwin	122	19	28	65	10	15.6	23.0	53.3	8.2
<b>FOA REGION III TOTALS</b>	<b>8,491</b>	<b>1,902</b>	<b>1,840</b>	<b>3,294</b>	<b>1,455</b>	<b>22.4</b>	<b>21.7</b>	<b>38.8</b>	<b>17.1</b>
2 Berrien	435	149	85	147	54	34.3	19.5	33.8	12.4
4 Jackson	377	113	88	124	52	30.0	23.3	32.9	13.8
5 Barry	149	28	15	94	12	18.8	10.1	63.1	8.1
8 Ionia, Montcalm	238	68	51	95	24	28.6	21.4	39.9	10.1
9 Kalamazoo	787	104	418	70	195	13.2	53.1	8.9	24.8
11 Alger, Luce, Schoolcraft	55	12	1	25	17	21.8	1.8	45.5	30.9
12 Baraga, Houghton, Keweenaw	43	8	10	22	3	18.6	23.3	51.2	7.0
13 Antrim, Grand Traverse, Leelanau	261	73	10	167	11	28.0	3.8	64.0	4.2
14 Muskegon	582	211	45	279	47	36.3	7.7	47.9	8.1
15 Branch	92	12	1	52	27	13.0	1.1	56.5	29.3
17 Kent	1,362	340	490	278	254	25.0	36.0	20.4	18.6
19 Benzie, Manistee	65	21	24	20		32.3	36.9	30.8	
20 Ottawa	437	50	137	147	103	11.4	31.4	33.6	23.6
23 Iosco, Oscoda	39	6	2	26	5	15.4	5.1	66.7	12.8
25 Marquette	81	15	16	46	4	18.5	19.8	56.8	4.9
26 Alpena, Alcona, Montmorency, Presque Isle	144	28	28	64	24	19.4	19.4	44.4	16.7
27 Newago, Oceana	206	29	9	128	40	14.1	4.4	62.1	19.4
28 Missaukee, Wexford	131	44	2	79	6	33.6	1.5	60.3	4.6
30 Ingham	591	78	64	292	157	13.2	10.8	49.4	26.6
32 Gogebic, Ontonagon	22	4	2	11	5	18.2	9.1	50.0	22.7
33 Charlevoix	41	9	2	24	6	22.0	4.9	58.5	14.6
34 Roscommon, Arenac, Ogemaw	164	24	32	92	16	14.6	19.5	56.1	9.8
36 VanBuren	230	46	47	87	50	20.0	20.4	37.8	21.7
37 Calhoun	414	87	115	120	92	21.0	27.8	29.0	22.2
41 Dickinson, Iron, Menominee	128	32	5	76	15	25.0	3.9	59.4	11.7
43 Cass	127	25	23	38	41	19.7	18.1	29.9	32.3
45 St. Joseph	145	23	3	64	55	15.9	2.1	44.1	37.9
46 Otsego, Kalkaska, Crawford	162	35	22	95	10	21.6	13.6	58.6	6.2
47 Delta	82	9	14	39	20	11.0	17.1	47.6	24.4
48 Allegan	205	70	22	84	29	34.1	10.7	41.0	14.1
49 Mecosta, Osceola	149	38	10	95	6	25.5	6.7	63.8	4.0
50 Mackinac, Chippewa	92	24	8	31	29	26.1	8.7	33.7	31.5
51 Lake, Mason	111	18	2	81	10	16.2	1.8	73.0	9.0
53 Cheboygan	51	12	9	24	6	23.5	17.6	47.1	11.8
56 Eaton	221	28	23	140	30	12.7	10.4	63.3	13.6
57 Emmet	72	29	5	38		40.3	6.9	52.8	

Source: Basic Information Reports (BIR). \*Includes Delayed and Suspended Sentences and HYTA Probation. \*\*Includes Restitution and Costs.

# A1b 2003 Criminal Court Dispositions (Offenders) by FOA Region and Circuit Number — Drug Offenses

	Total	Prison	Pro- bation*	Jail/ Prob.	Jail/ Fine**	Prison	Pro- bation*	Jail/ Prob.	Jail/ Fine**
<b>STATE TOTALS</b>	<b>12,289</b>	<b>1,840</b>	<b>4,803</b>	<b>3,517</b>	<b>2,129</b>	<b>15.0</b>	<b>39.1</b>	<b>28.6</b>	<b>17.3</b>
<b>FOA REGION I (03 Wayne) TOTALS</b>	<b>4,060</b>	<b>451</b>	<b>2,243</b>	<b>827</b>	<b>539</b>	<b>11.1</b>	<b>55.2</b>	<b>20.4</b>	<b>13.3</b>
<b>FOA REGION II TOTALS</b>	<b>4,244</b>	<b>690</b>	<b>1,494</b>	<b>1,299</b>	<b>761</b>	<b>16.3</b>	<b>35.2</b>	<b>30.6</b>	<b>17.9</b>
1 Hillsdale	32	11	4	15	2	34.4	12.5	46.9	6.3
6 Oakland	1,221	228	300	436	257	18.7	24.6	35.7	21.0
7 Genesee	459	129	197	122	11	28.1	42.9	26.6	2.4
10 Saginaw	237	58	109	34	36	24.5	46.0	14.3	15.2
16 Macomb	1,247	109	651	212	275	8.7	52.2	17.0	22.1
18 Bay	92	9	29	40	14	9.8	31.5	43.5	15.2
21 Isabella	90	12	6	56	16	13.3	6.7	62.2	17.8
22 Washtenaw	184	22	102	9	51	12.0	55.4	4.9	27.7
24 Sanilac	7		1	4	2		14.3	57.1	28.6
29 Clinton, Gratiot	39	6		21	12	15.4		53.8	30.8
31 St. Clair	163	30	36	65	32	18.4	22.1	39.9	19.6
35 Shiawassee	38	4	2	28	4	10.5	5.3	73.7	10.5
38 Monroe	171	34	3	110	24	19.9	1.8	64.3	14.0
39 Lenawee	53	16	6	31		30.2	11.3	58.5	
40 Lapeer	19	1		15	3	5.3		78.9	15.8
42 Midland	44	2	8	31	3	4.5	18.2	70.5	6.8
44 Livingston	91	18	26	33	14	19.8	28.6	36.3	15.4
52 Huron	5		1	3	1		20.0	60.0	20.0
54 Tuscola	20		5	15			25.0	75.0	
55 Clare, Gladwin	32	1	8	19	4	3.1	25.0	59.4	12.5
<b>FOA REGION III TOTALS</b>	<b>3,985</b>	<b>699</b>	<b>1,066</b>	<b>1,391</b>	<b>829</b>	<b>17.5</b>	<b>26.8</b>	<b>34.9</b>	<b>20.8</b>
2 Berrien	169	30	28	65	46	17.8	16.6	38.5	27.2
4 Jackson	220	70	52	63	35	31.8	23.6	28.6	15.9
5 Barry	88	16	14	55	3	18.2	15.9	62.5	3.4
8 Ionia, Montcalm	46	9	13	19	5	19.6	28.3	41.3	10.9
9 Kalamazoo	471	36	275	22	138	7.6	58.4	4.7	29.3
11 Alger, Luce, Schoolcraft	16	1	1	6	8	6.3	6.3	37.5	50.0
12 Baraga, Houghton, Keweenaw	4			1	3			25.0	75.0
13 Antrim, Grand Traverse, Leelanau	57	11		44	2	19.3		77.2	3.5
14 Muskegon	320	109	24	151	36	34.1	7.5	47.2	11.3
15 Branch	46	5	2	29	10	10.9	4.3	63.0	21.7
17 Kent	824	181	339	130	174	22.0	41.1	15.8	21.1
19 Benzie, Manistee	7	3	1	3		42.9	14.3	42.9	
20 Ottawa	166	12	70	44	40	7.2	42.2	26.5	24.1
23 Iosco, Oscoda	16	1	1	10	4	6.3	6.3	62.5	25.0
25 Marquette	17	1	6	7	3	5.9	35.3	41.2	17.6
26 Alpena, Alcona, Montmorency, Presque Isle	66	12	22	26	6	18.2	33.3	39.4	9.1
27 Newago, Oceana	81	10	11	44	16	12.3	13.6	54.3	19.8
28 Missaukee, Wexford	33	4		29		12.1		87.9	
30 Ingham	224	20	21	121	62	8.9	9.4	54.0	27.7
32 Gogebic, Ontonagon	15	2	1	10	2	13.3	6.7	66.7	13.3
33 Charlevoix	14	2		12		14.3		85.7	
34 Roscommon, Arenac, Ogemaw	45	2	7	30	6	4.4	15.6	66.7	13.3
36 VanBuren	160	21	38	53	48	13.1	23.8	33.1	30.0
37 Calhoun	209	32	64	62	51	15.3	30.6	29.7	24.4
41 Dickinson, Iron, Menominee	29	9	2	14	4	31.0	6.9	48.3	13.8
43 Cass	73	11	6	24	32	15.1	8.2	32.9	43.8
45 St. Joseph	96	14	5	52	25	14.6	5.2	54.2	26.0
46 Otsego, Kalkaska, Crawford	35	5	8	20	2	14.3	22.9	57.1	5.7
47 Delta	22	1	2	15	4	4.5	9.1	68.2	18.2
48 Allegan	153	39	23	65	26	25.5	15.0	42.5	17.0
49 Mecosta, Osceola	39	3	5	29	2	7.7	12.8	74.4	5.1
50 Mackinac, Chippewa	41	4	10	12	15	9.8	24.4	29.3	36.6
51 Lake, Mason	45	1	1	40	3	2.2	2.2	88.9	6.7
53 Cheboygan	39	6	6	19	8	15.4	15.4	48.7	20.5
56 Eaton	70	11	6	43	10	15.7	8.6	61.4	14.3
57 Emmet	29	5	2	22		17.2	6.9	75.9	

Source: Basic Information Reports (BIR). \*Includes Delayed and Suspended Sentences and HYTA Probation. \*\*Includes Restitution and Costs.

# A1c 2003 Criminal Court Dispositions (Offenders) by FOA Region and Circuit Number — Assaultive Offenses

	Total	Prison	Pro- bation*	Jail/ Prob.	Jail/ Fine**	Prison	Pro- bation*	Jail/ Prob.	Jail/ Fine**
<b>STATE TOTALS</b>	<b>11,287</b>	<b>4,619</b>	<b>2,368</b>	<b>2,870</b>	<b>1,430</b>	<b>40.9</b>	<b>21.0</b>	<b>25.4</b>	<b>12.7</b>
<b>FOA REGION I (03 Wayne) TOTALS</b>	<b>3,015</b>	<b>1,259</b>	<b>1,125</b>	<b>441</b>	<b>190</b>	<b>41.8</b>	<b>37.3</b>	<b>14.6</b>	<b>6.3</b>
<b>FOA REGION II TOTALS</b>	<b>3,998</b>	<b>1,703</b>	<b>627</b>	<b>1,174</b>	<b>494</b>	<b>42.6</b>	<b>15.7</b>	<b>29.4</b>	<b>12.4</b>
1 Hillsdale	27	13	1	11	2	48.1	3.7	40.7	7.4
6 Oakland	1,152	503	122	355	172	43.7	10.6	30.8	14.9
7 Genesee	413	241	66	99	7	58.4	16.0	24.0	1.7
10 Saginaw	357	149	101	70	37	41.7	28.3	19.6	10.4
16 Macomb	602	195	161	165	81	32.4	26.7	27.4	13.5
18 Bay	138	63	14	46	15	45.7	10.1	33.3	10.9
21 Isabella	81	29	5	33	14	35.8	6.2	40.7	17.3
22 Washtenaw	287	97	83	47	60	33.8	28.9	16.4	20.9
24 Sanilac	19	9	1	9		47.4	5.3	47.4	
29 Clinton, Gratiot	81	47		25	9	58.0		30.9	11.1
31 St. Clair	160	77	14	51	18	48.1	8.8	31.9	11.3
35 Shiawassee	64	29	8	22	5	45.3	12.5	34.4	7.8
38 Monroe	117	47	3	37	30	40.2	2.6	31.6	25.6
39 Lenawee	89	38	6	44	1	42.7	6.7	49.4	1.1
40 Lapeer	58	19	2	26	11	32.8	3.4	44.8	19.0
42 Midland	75	31	4	37	3	41.3	5.3	49.3	4.0
44 Livingston	162	84	20	47	11	51.9	12.3	29.0	6.8
52 Huron	10	4		6		40.0		60.0	
54 Tuscola	60	16	10	20	14	26.7	16.7	33.3	23.3
55 Clare, Gladwin	46	12	6	24	4	26.1	13.0	52.2	8.7
<b>FOA REGION III TOTALS</b>	<b>4,274</b>	<b>1,657</b>	<b>616</b>	<b>1,255</b>	<b>746</b>	<b>38.8</b>	<b>14.4</b>	<b>29.4</b>	<b>17.5</b>
2 Berrien	272	120	21	84	47	44.1	7.7	30.9	17.3
4 Jackson	198	89	26	44	39	44.9	13.1	22.2	19.7
5 Barry	73	30	3	37	3	41.1	4.1	50.7	4.1
8 Ionia, Montcalm	132	52	15	38	27	39.4	11.4	28.8	20.5
9 Kalamazoo	359	95	146	38	80	26.5	40.7	10.6	22.3
11 Alger, Luce, Schoolcraft	30	10	2	10	8	33.3	6.7	33.3	26.7
12 Baraga, Houghton, Keweenaw	27	7	8	9	3	25.9	29.6	33.3	11.1
13 Antrim, Grand Traverse, Leelanau	81	46		31	4	56.8		38.3	4.9
14 Muskegon	274	136	15	104	19	49.6	5.5	38.0	6.9
15 Branch	36	13	1	18	4	36.1	2.8	50.0	11.1
17 Kent	771	315	167	158	131	40.9	21.7	20.5	17.0
19 Benzie, Manistee	20	9	2	9		45.0	10.0	45.0	
20 Ottawa	201	58	53	39	51	28.9	26.4	19.4	25.4
23 Iosco, Oscoda	31	19		10	2	61.3		32.3	6.5
25 Marquette	36	13	3	15	5	36.1	8.3	41.7	13.9
26 Alpena, Alcona, Montmorency, Presque Isle	47	13	12	18	4	27.7	25.5	38.3	8.5
27 Newago, Oceana	85	36	2	37	10	42.4	2.4	43.5	11.8
28 Missaukee, Wexford	46	15	1	29	1	32.6	2.2	63.0	2.2
30 Ingham	302	101	23	114	64	33.4	7.6	37.7	21.2
32 Gogebic, Ontonagon	19	7	2	7	3	36.8	10.5	36.8	15.8
33 Charlevoix	22	11		6	5	50.0		27.3	22.7
34 Roscommon, Arenac, Ogemaw	60	26	3	24	7	43.3	5.0	40.0	11.7
36 VanBuren	119	30	21	30	38	25.2	17.6	25.2	31.9
37 Calhoun	336	134	51	74	77	39.9	15.2	22.0	22.9
41 Dickinson, Iron, Menominee	53	21	2	25	5	39.6	3.8	47.2	9.4
43 Cass	75	24	7	17	27	32.0	9.3	22.7	36.0
45 St. Joseph	93	22	5	32	34	23.7	5.4	34.4	36.6
46 Otsego, Kalkaska, Crawford	56	29	4	20	3	51.8	7.1	35.7	5.4
47 Delta	30	8	3	13	6	26.7	10.0	43.3	20.0
48 Allegan	89	44	3	28	14	49.4	3.4	31.5	15.7
49 Mecosta, Osceola	69	29	2	38		42.0	2.9	55.1	
50 Mackinac, Chippewa	46	15	4	10	17	32.6	8.7	21.7	37.0
51 Lake, Mason	56	18		38		32.1		67.9	
53 Cheboygan	21	11	6	2	2	52.4	28.6	9.5	9.5
56 Eaton	75	34	2	34	5	45.3	2.7	45.3	6.7
57 Emmet	34	17	1	15	1	50.0	2.9	44.1	2.9

Source: Basic Information Reports (BIR). \*Includes Delayed and Suspended Sentences and HYTA Probation. \*\*Includes Restitution and Costs.

# A2 2003 Criminal Court Dispositions by Offense and Type of Disposition

## — All Offenses

Page One of Twenty

Compiled Laws	Offense	Maximum
TOTAL COUNTS	VIOLATIONS ATTEMPTS	
21.154	Public Officer Embezzle/Divert Tax	5
	ATTEMPTS	
28.2931	State ID Card - False Application	5
	ATTEMPTS	
28.2951A	State ID Card-Alter/Forged Use To Commit Felony	4
	ATTEMPTS	
28.425B3	Weapons - Handgun False Info CCW Permit	4
	ATTEMPTS	
28.729	Sex Offender - Fail to Register	4
	ATTEMPTS	
28.7291B	Sex Offender - Fail to Register 2nd Offense	7
	ATTEMPTS	
168.933	Election Law - Swear Falsely Under Oath	5
	ATTEMPTS	
205.271A	Taxes - Fail to File/False Return	5
	ATTEMPTS	
205.271C	Taxes - Making/Permit False Returns	5
	ATTEMPTS	
205.4282	Tobacco Products Tax Act Violations Felony	5
	ATTEMPTS	
205.4286	Tobacco Products Tax Act - Unauth Tax Stamps	10
	ATTEMPTS	
257.1355B	Used Car Part Dealer - Falsify Record	2
	ATTEMPTS	
257.233A6	Odometer Tampering	5
	ATTEMPTS	
257.254	MV Code - Intent to Pass False Title	10
	ATTEMPTS	
257.257	License Documents/Plates Forgery	5
	ATTEMPTS	
257.3107A	Operator's License-Forged w/Int Commit Crime Max >10yr	1
	ATTEMPTS	
257.3107B	Operator's License-Forged w/Int Commit Crime Betw 6mo & 10yr	5
	ATTEMPTS	
257.3108	Operator's License- Poss Forged w/Int Del	5
	ATTEMPTS	
257.3109	Operator's License- Poss 2 or More	5
	ATTEMPTS	
257.329	Insurance Certificates - Poss/Sale of Stolen/Counterfeit	15
	ATTEMPTS	
257.3291	Insurance Certificates - Poss/Sale of Stolen/Counterfeit	15
	ATTEMPTS	
257.602A2	Peace Officer - Fleeing/Vehicle Code - 4th Degree	2
	ATTEMPTS	
257.602A3	Peace Officer - Fleeing/Vehicle Code - 2nd Offense	5
	ATTEMPTS	
257.602A3-A	Peace Officer - Fleeing/Vehicle Code - 3rd Degree	5
	ATTEMPTS	
257.602A4	Peace Officer - Fleeing/Vehicle Code - 2nd Degree	10
	ATTEMPTS	
257.602A4-A	Peace Officer - Fleeing/Vehicle Code - Cause Serious Inj	10
	ATTEMPTS	

Total Cases	Prison 32%	Probation 49%	Jail* 14%	Other** 5%
56,369	17,792	27,704	7,756	3,117
9,648	965	6,534	1,337	812
1		1		
7	1	1	2	3
4			4	
2		1		1
2		1	1	
136	29	60	46	1
57	5	29	22	1
4	3	1		
1		1		
7	1	6		
3		3		
8		7		1
2		2		
1		1		
1		1		
4		4		
67	6	44	15	2
4		4		
38	7	23	6	2
31		29	1	1
5		4	1	
2		2		
9		8	1	
16	1	3	3	9
1		1		
2		2		
14	1	9	3	1
4		3	1	
392	54	213	118	7
16	1	11	4	
2		1	1	
627	189	316	104	18
73	2	57	7	7
2	1		1	
35	21	11	3	
1			1	

NOTE: Be sure to check for related offense codes when examining a particular type of crime. They may or may not be in sequential order or even on the same page.

# A2 2003 Criminal Court Dispositions by Offense and Type of Disposition

## — All Offenses

Page Two of Twenty

Compiled Laws	Offense	Maximum
TOTAL COUNTS	VIOLATIONS ATTEMPTS	
257.602A5	Peace Officer - Fleeing/Vehicle CD 1st Degree	15
257.617	Fail to Stop at Accident - Serious Impairment/Death Rslt	5
257.6173	Fail to Stop at Accident - At Fault Death Resulting	15
257.6251	Operate - Addict or Intox	5
257.62510C	Operating - OWI - 3rd Offense	5
257.6254	Operating - Under the Influence Causing Death	15
257.6255	OUIL - Causing Incapacitating Injury	5
257.6255-A	Operating - Under the Influence Causing Serious Injury	5
257.6256	Operating - OUIL/Per Se 3rd (Felony)	5
257.6256D	Operating - OUIL/Per Se/OWI - 3rd Offense	5
257.6257A2	Operating OUIL/Occupant <16, 2nd Offense	5
257.6259B	Operate-Allow Intox Operate Death Resulting	5
257.626C	Felonious Driving	2
257.653A3	Emergency Vehicle - Careless Passing Inj Resulting	2
257.903	Motor Vehicle Code - False Certification	5
257.9041B	Operate - Allow Suspend/Revoked to Operate	MISD
257.9041C	Operate - Allow Suspend/Revoked to Operate - 2nd Offense	1
257.9044	Operate - License Suspend/Revoked Cause Death	15
257.9045	Operate - License Suspend/Revoked Cause Serious Injury	5
257.9047-A	Operate - Allow Suspend to Operate Cause Serious Injury	2
257.9047-B	Operate - Allow Suspend to Operate Cause Death	5
259.183	Aircraft - Unlawful Tampering/Taking	5
259.80F3	Aircraft - Poss/Place Dangerous Weapon	10
287.3232	Animals, Dangerous Causing Serious Injury	4
290.6313B	Weights & Measures - Intentional Violations	5
324.31152A	Water Resources Protection Violation	2

Total Cases	Prison 32%	Probation 49%	Jail* 14%	Other** 5%
56,369	17,792	27,704	7,756	3,117
9,648	965	6,534	1,337	812
1	1			
54	21	26	7	
9	9			
15	3	11	1	
46	8	34	4	
59	55	4		
4	4			
1	1			
138	43	92	2	1
9		9		
27	9	7	11	
3,559	879	2,431	249	
2	1	1		
95	15	68	11	1
1		1		
28	4	24		
2		1		1
63	7	40	15	1
15	2	9	4	
1		1		
1		1		
11	9	2		
19	9	9	1	
1		1		
2		2		
3		3		
1		1		
1		1		
4		4		
1			1	
1			1	

NOTE: Be sure to check for related offense codes when examining a particular type of crime. They may or may not be in sequential order or even on the same page.



# A2 2003 Criminal Court Dispositions by Offense and Type of Disposition — All Offenses

Page Three of Twenty

Compiled Laws	Offense	Maximum
TOTAL COUNTS	VIOLATIONS	ATTEMPTS
324.51510	Fires - Willfully Set Forests	10
	ATTEMPTS	
324.80172	Marine Safety, Negligence Causing Injury/Death	2
	ATTEMPTS	
324.801765	Marine Safety, OUIL Cause Serious Injury	5
	ATTEMPTS	
324.82126C	Snowmobiles - Operate Cause Injury/Death	2
	ATTEMPTS	
333.16294	Health Prof - Unauthorized Practice Felony	4
	ATTEMPTS	
333.17766C1	Ephedrine/Pseudoephedrine Poss >12g	2
	ATTEMPTS	
333.5210	AIDS - Sexual Penetration with Uninformed Partner	4
	ATTEMPTS	
333.73413	Controlled Sub - Imitation - Mfg. or Distribution	2
	ATTEMPTS	
333.7401	Controlled Sub - Mfg, Del, Poss	LIFE
	ATTEMPTS	
333.7401A	Controlled Sub - Del w/Intent Commit CSC	20
	ATTEMPTS	
333.7401B3A	Controlled Sub - Mfg, Del, Poss GBL	7
	ATTEMPTS	
333.7401B3B	Controlled Sub - Possess GBL	2
	ATTEMPTS	
333.7401C2A	Controlled Sub - Operate/Maintain A Lab	10
	ATTEMPTS	
333.7401C2B	Contr. Sub. - Operate Lab Near Minor	20
	ATTEMPTS	
333.7401C2C	Controlled Sub - Op/Maintain Lab Involve Hazardous Waste	20
	ATTEMPTS	
333.7401C2D	Controlled Sub - Manufac Near Church/School	20
	ATTEMPTS	
333.7401C2E	Controlled Sub - Op/Maintain Lab Involve Firearm	25
	ATTEMPTS	
333.74011	Controlled Sub - Mfg, Del, Poss or Prescribe	LIFE
	ATTEMPTS	
333.74012A	Controlled Sub - Mfg, Del, Poss (Narcotic or Cocaine)	LIFE
	ATTEMPTS	
333.74012A1	Controlled Sub - Mfg, Del, Poss - 1000 or More Grams	LIFE
	ATTEMPTS	
333.74012A2	Controlled Sub - Mfg, Del, Poss 450-999g	30
	ATTEMPTS	
333.74012A3	Controlled Sub - Mfg, Del, Poss 50-449g	20
	ATTEMPTS	
333.74012A4	Controlled Sub - Mfg, Del, Poss <50 Grams	20
	ATTEMPTS	
333.74012B	Controlled Sub - Mfg, Del, Poss, Sch 1-3, Methamphetamine	20
	ATTEMPTS	
333.74012B-A	Contr. Sub - Mfg, Del, Poss (Sch 1,2,3 ex Marij & Cocaine)	7
	ATTEMPTS	
333.74012BB	Contr. Sub - Mfg, Del, Poss (Subs add Sch 1,2,3 by Rule)	7
	ATTEMPTS	

Total	Prison	Probation	Jail*	Other**
Cases	32%	49%	14%	5%
56,369	17,792	27,704	7,756	3,117
9,648	965	6,534	1,337	812
3		3		
2		2		
1		1		
1				1
3	2	1		
8		7	1	
3	1	1		1
96	15	48	32	1
6		3	3	
1	1			
4		3		1
6		4	2	
128	35	76	15	2
29	5	22	2	
8	5	3		
1	1			
26	16	6	3	1
1	1			
44	29	13		2
2		2		
2	2			
4		3	1	
37	5	17	15	
6		2	4	
39	38		1	
1			1	
60	53	3	4	
215	187	21	7	
12	3	5	3	1
2,697	1,013	1,394	271	19
1,101	137	755	125	84
6	1	3	2	
1			1	
195	40	107	27	21
18		15	1	2
29	1	18	5	5
3		2		1

NOTE: Be sure to check for related offense codes when examining a particular type of crime. They may or may not be in sequential order or even on the same page.

# A2 2003 Criminal Court Dispositions by Offense and Type of Disposition

## — All Offenses

Page Four of Twenty

Compiled Laws	Offense	Maximum
TOTAL COUNTS	VIOLATIONS ATTEMPTS	
333.74012B1	Controlled Sub - Mfg, Del, Poss Methamphetamine	20 ATTEMPTS
333.74012C	Contr. Sub - Mfg, Del, Poss, (Sch 4, or Added by Rule)	4 ATTEMPTS
333.74012C-A	Controlled Sub - Mfg, Del, Poss, (Sch 4)	4 ATTEMPTS
333.74012C-B	Contr. Sub - Mfg, Del, Poss (Added to Sch 4 by Board Rule)	4 ATTEMPTS
333.74012D	Controlled Sub - Mfg, Del, Poss (Sch 5)	2 ATTEMPTS
333.74012D1	Controlled Sub - Mfg, Del, Poss, 45 Kg+ Marijuana	15 ATTEMPTS
333.74012D2	Controlled Sub - Mfg, Del, Poss Marijuana 5 - <45 Kg	7 ATTEMPTS
333.74012D3	Controlled Sub - Mfg, Del, Poss, Marijuana <5 Kg	4 ATTEMPTS
333.74012E	Controlled Sub - Mfg, Del, Poss Schedule 5	2 ATTEMPTS
333.74012F	Prescription Forms Mfg, Del, Poss	7 ATTEMPTS
333.74022A	Contr. Sub - Mfg, Del, Poss Counterfeit (Narc or Methamphet.)	10 ATTEMPTS
333.74022B	Contr. Sub - Mfg, Del, Poss Counterfeit (Sch. 1, 2, 3)	5 ATTEMPTS
333.74022D	Contr. Sub - Mfg, Del, Poss Counterfeit (Sch 5)	2 ATTEMPTS
333.74022E	Contr. Sub - Mfg, Del, Poss Analogue	15 ATTEMPTS
333.7403	Controlled Sub - Possession	LIFE ATTEMPTS
333.74032A	Controlled Sub - Possession Narc. or Cocaine	LIFE ATTEMPTS
333.74032A1	Controlled Sub - Poss 1000g+ Narc. or Cocaine	LIFE ATTEMPTS
333.74032A2	Controlled Sub - Poss 450-999g Narc. or Cocaine	30 ATTEMPTS
333.74032A3	Controlled Sub - Poss 50-449g Narc. or Cocaine	20 ATTEMPTS
333.74032A4	Controlled Sub - Poss 25-49g Narc. or Cocaine	4 ATTEMPTS
333.74032A5	Controlled Sub - Poss Less 25g Narc. or Cocaine	4 ATTEMPTS
333.74032B	Controlled Sub - Poss Analogues, Sch 1-4 or Methamphet.	10 ATTEMPTS
333.74032B-A	Controlled Sub - Possession/ Analogues	2 ATTEMPTS
333.74032B-B	Contr. Sub - Poss (Sub Added to Sch 1-4, by Rule)	2 ATTEMPTS
333.74032B1	Controlled Sub - Possession Methamphetamine	10 ATTEMPTS
333.74032D	Controlled Sub - Poss Marijuana	MISD ATTEMPTS

Total Cases	Prison 32%	Probation 49%	Jail* 14%	Other** 5%
56,369	17,792	27,704	7,756	3,117
9,648	965	6,534	1,337	812
115	69	41	3	2
15		11	1	3
2			2	
1		1		
35	1	23	8	3
2		2		
1		1		
1		1		
6	1	3	1	1
102	10	74	14	4
7		4	3	
25	9	11	4	1
8		7	1	
2,601	310	1,628	380	283
516	13	364	75	64
3	1	1	1	
8	2	6		
2		2		
3	1		2	
2		1	1	
1	1			
3		2	1	
4		1	3	
8	1	1	6	
5		3	2	
3	3			
10	9	1		
14	9	2	3	
53	16	25	12	
4		2	2	
5,092	613	3,240	1,172	67
977	17	776	155	29
6	1	5		
439	21	302	93	23
49	4	34	11	
428	45	306	73	4
59	7	43	8	1
1		1		

NOTE: Be sure to check for related offense codes when examining a particular type of crime. They may or may not be in sequential order or even on the same page.

# A2 2003 Criminal Court Dispositions by Offense and Type of Disposition — All Offenses

Page Five of Twenty

Compiled Laws	Offense	Maximum
TOTAL COUNTS		VIOLETIONS ATTEMPTS
333.7405A	Controlled Sub - Prescription Violation	MISD ATTEMPTS
333.7405D	Contr. Sub - Maintain or Keep Drug House	2 ATTEMPTS
333.74071A	Controlled Sub - Licensee Distribute w/o Order Form	4 ATTEMPTS
333.74071C	Controlled Sub - Obtain by Fraud	4 ATTEMPTS
333.74071G	Controlled Sub - Counterfeit Prescription Form	4 ATTEMPTS
333.7410	Contr. Sub - Delivery to Minor/Poss on School Property	60 ATTEMPTS
333.74101A	Controlled Sub - Deliver to Minor <50g	40 ATTEMPTS
333.74101-B	Contr. Sub - Delivery to Minor (Sch 1-3 ex Marij/Cocaine)	14 ATTEMPTS
333.74101-D	Contr. Sub - Delivery to Minor (Sch. 4 & Marijuana)	8 ATTEMPTS
333.74101-G	Contr. Sub - Delivery GBL to Minor	14 ATTEMPTS
333.74102-A	Contr. Sub - Del on School Prop (Narc. or Cocaine) <50g	60 ATTEMPTS
333.74103	Contr. Sub - Poss w/Int on School Prop (Narc/Cocaine) <50g	40 ATTEMPTS
333.74104-A	Contr. Sub - Poss on School Prop (Narc. or Cocaine) <25g	8 ATTEMPTS
333.74104-B	Controlled Sub - Poss on School Prop (Sch 1,2,3,4)	4 ATTEMPTS
333.74104-D	Controlled Sub - Possess Marijuana on School Property	2 ATTEMPTS
338.1053A	Security Systems Business - Operate w/o License	4 ATTEMPTS
400.601-B	Welfare Fraud - Over \$500	4 ATTEMPTS
400.602-B	Welfare Fraud - Fail to Inform \$500 or More	4 ATTEMPTS
400.6071	Medicaid Fraud - False Claim	4 ATTEMPTS
432.2181	Gambling Activity Licensee Felony Violations	10 ATTEMPTS
432.2182	Gambling Activity Participant Felony Violations	10 ATTEMPTS
432.30	Lottery - Forging/Counterfeiting a Ticket	5 ATTEMPTS
436.17012	Alcohol - Sell/Furnish to Minor, Death Resulting	10 ATTEMPTS
451.501	Blue Sky Laws - Fraudulent Schemes/ Statements	10 ATTEMPTS
500.45111	Insurance - Fraudulent Acts	4 ATTEMPTS
500.45112	Insurance Fraud - Conspiracies	10 ATTEMPTS

Total Cases	Prison 32%	Probation 49%	Jail* 14%	Other** 5%
56,369	17,792	27,704	7,756	3,117
9,648	965	6,534	1,337	812
2		2		
457	54	326	60	17
1		1		
185	14	134	29	8
80	3	63	10	4
9	1	7	1	
5		3	2	
1			1	
3	3			
3	2		1	
7	3	3	1	
1		1		
1		1		
1	1			
13	9	4		
1		1		
1	1			
3			2	1
17		10	3	4
1				1
22	4	12	6	
5		3	2	
104	3	89	12	
6		5	1	
2		2		
1		1		
1		1		
10		10		
6		6		
4	2	2		
1		1		
1		1		
13	2	9	2	
1	1			
124	8	101	12	3
39	1	36	2	
19	1	15	2	1
3		2	1	

NOTE: Be sure to check for related offense codes when examining a particular type of crime. They may or may not be in sequential order or even on the same page.

# A2 2003 Criminal Court Dispositions by Offense and Type of Disposition — All Offenses

Page Six of Twenty

Compiled Laws	Offense	Maximum
TOTAL COUNTS		VIOLATIONS ATTEMPTS
570.1110B	False Sworn Statement by Contractor	10 ATTEMPTS
570.152	Contractor - Fraudulent Use of Building Contract Fund	3 ATTEMPTS
600.2907A2	Real Property - Encumber w/o Cause	3 ATTEMPTS
722.6335B	Child Abuse - Intentional False Report Felony	4 ATTEMPTS
722.675	Distributing Obscene Matter to Minor	2 ATTEMPTS
750.10A	Sexually Delinquent	LIFE ATTEMPTS
750.110-A	Break & Enter - Unoccup. Bldg. w/Intent	10 ATTEMPTS
750.110-B	Break & Enter - Occup Bldg. w/Intent	15 ATTEMPTS
750.110A2	Home Invasion - 1st Degree	20 ATTEMPTS
750.110A3	Home Invasion - 2nd Degree	15 ATTEMPTS
750.110A4	Home Invasion - 3rd Degree	5 ATTEMPTS
750.111	Entering w/o Breaking	5 ATTEMPTS
750.116	Possession of Burglars Tools	10 ATTEMPTS
750.117	Bribery of Public Officer	4 ATTEMPTS
750.1227A	Witness - Bribe/Intimidate/Interfere	4 ATTEMPTS
750.1227B	Witness - Intimidate, Criminal Case Max >10 years	10 ATTEMPTS
750.1227C	Witness - Intimidate, Threaten Inj/Death	15 ATTEMPTS
750.1228	Witness - Retaliate Against	10 ATTEMPTS
750.13	Entice Away Female Under 16	10 ATTEMPTS
750.131A	Checks w/o Account or w/o Suff Funds	2 ATTEMPTS
750.131A1	Check - No Account	2 ATTEMPTS
750.131A2	Check - 3 Non-Sufficient Funds Within 10 Days	2 ATTEMPTS
750.1313B2	Check - Non-sufficient Funds Betw \$100-\$500 3rd Off	2 ATTEMPTS
750.1313C	Check - Non-Sufficient Funds - \$500 or More	2 ATTEMPTS
750.135	Child Abuse - Abandonment	10 ATTEMPTS
750.136B2	Child Abuse - 1st Degree	15 ATTEMPTS

Total Cases	Prison 32%	Probation 49%	Jail* 14%	Other** 5%
56,369	17,792	27,704	7,756	3,117
9,648	965	6,534	1,337	812
2		2		
19	1	17	1	
1		1		
10		10		
2	1	1		
8	1	3	4	
26	19	7		
2,008	751	832	216	209
443	93	246	59	45
2			2	
1		1		
570	396	105	25	44
133	33	77	16	7
1,421	603	513	119	186
156	44	86	18	8
445	88	261	61	35
48	4	34	8	2
147	36	88	13	10
11	2	6	2	1
88	30	31	16	11
14	1	10	3	
7		6	1	
2		2		
11	4	6	1	
1			1	
5	3	2		
1	1			
6	3	2		1
1		1		
3	2	1		
8	4	2	1	1
23	4	11	6	2
451	56	308	75	12
154	25	98	28	3
1	1			
127	10	88	29	
2		2		
1		1		
32	25	6	1	
1		1		

NOTE: Be sure to check for related offense codes when examining a particular type of crime. They may or may not be in sequential order or even on the same page.

# A2 2003 Criminal Court Dispositions by Offense and Type of Disposition — All Offenses

Page Seven of Twenty

Compiled Laws	Offense	Maximum
TOTAL COUNTS		VIOLATIONS ATTEMPTS
750.136B3	Child Abuse - 2nd Degree	4
		ATTEMPTS
750.136B4	Child Abuse - 3rd Degree	2
		ATTEMPTS
750.145A-A	Accost - Solic Child-Immoral Purposes	4
		ATTEMPTS
750.145C2	Child Sexually Abusive Activity	20
		ATTEMPTS
750.145C3	Child Sex Abuse Activity - Distribute or Promote	7
		ATTEMPTS
750.145C4A	Child Sex Abusive Materials - Possess	4
		ATTEMPTS
750.145D2	Computers - Commit Proscribed Conduct	20
		ATTEMPTS
750.145D2B	Computers - Commit Crime w/Term betw 1 - 2 Years	2
		ATTEMPTS
750.145D2D	Computers - Commit Crime w/Term betw 4 - 10 Years	10
		ATTEMPTS
750.145D2E	Computers - Commit Crime w/Term betw 10 - 15 Years	15
		ATTEMPTS
750.145D2F	Computer/Internet - Comm w/ Other to Plan Crime	20
		ATTEMPTS
750.145N3	Abuse Vulnerable Adult - 3rd Degree	2
		ATTEMPTS
750.147B	Ethnic Intimidation	2
		ATTEMPTS
750.157A	Conspiracy	5
		ATTEMPTS
750.157AB	Conspiracy - Gambling Illegally	5
		ATTEMPTS
750.157B	Solicit to Murder, Other Felony	LIFE
		ATTEMPTS
750.157B2	Solicit to Murder	LIFE
		ATTEMPTS
750.157B3	Solicit to Commit Felony	5
		ATTEMPTS
750.157C	Solicit, Minor to Commit Felony	LIFE
		ATTEMPTS
750.157N	Financial Transaction Device, Steal/ Retain/Poss	4
		ATTEMPTS
750.157N1	Financial Transaction Device - Steal/ Retain w/o Consent	4
		ATTEMPTS
750.157N2	Financial Transaction Device - Poss Fraudulent One	4
		ATTEMPTS
750.157P	Financial Transaction Device - Poss w/Intent to Use/Sell	4
		ATTEMPTS
750.157Q	Financial Transaction Device - Illegal Sale/Use	4
		ATTEMPTS
750.157R	Financial Transaction Device - Forge/Alter/Counterfeiting	4
		ATTEMPTS
750.157U	Financial Transaction Device - Overcharging	4
		ATTEMPTS

Total Cases	Prison 32%	Probation 49%	Jail* 14%	Other** 5%
56,369	17,792	27,704	7,756	3,117
9,648	965	6,534	1,337	812
119	24	88	6	1
11		11		
161	7	127	24	3
25	7	16	1	1
7		4	3	
73	55	13	4	1
1	1			
8	2	6		
13		13		
1		1		
1		1		
4		2	1	1
5	2	2	1	
1		1		
34	16	15	2	1
7	6	1		
2	1	1		
25	3	13	7	2
28	5	14	4	5
5		5		
2		2		
2	2			
4	4			
2	1	1		
1		1		
4	1	1	2	
3	1	1	1	
774	125	433	114	102
90	6	70	11	3
41	2	31	7	1
4		1	3	
105	17	61	21	6
27	2	20	5	
207	17	124	37	29
31	4	19	6	2
1		1		
2	1	1		

NOTE: Be sure to check for related offense codes when examining a particular type of crime. They may or may not be in sequential order or even on the same page.

# A2 2003 Criminal Court Dispositions by Offense and Type of Disposition — All Offenses

Page Eight of Twenty

Compiled Laws	Offense	Maximum
TOTAL COUNTS	VIOLATIONS ATTEMPTS	
750.157V	Financial Transaction Device - False ID	4
750.157W1C1	Financial Trans Device - Fraud Betw \$1K & <\$20K	5
750.158	Sodomy	15
750.15911	Criminal Enterprise - Conducting	20
750.160	Dead Bodies - Disinterment & Mutilation	10
750.161	Desertion & Non-Support	3
750.165	Refusing to Support Spouse or Children	4
750.174	Embezzle - Agt, Serv, Emp, Trustee	10
750.174A4A	Embezzlement - Vulnerable Adult Betw \$1K & <\$20K	5
750.174A5A	Embezzlement - Vulnerable Adult Over \$20K	10
750.174-B	Embezzlement - Agent or Trustee Over \$100	10
750.1744A	Embezzlement - Agent or Trustee Betw \$1K & <\$20K	5
750.1744B	Embezzle - Agent or Trustee -Betw \$200 & <\$1K, 2nd Off	5
750.1745A	Embezzlement - Agent or Trustee \$20K or More	10
750.175	Embezzle - Public Officer, Agent, Servant Over \$50	10
750.176	Embezzle - Administrator/Executor/Guardian	10
750.1772A	Embezzlement - Mortgagor >\$20K	10
750.180	Embezzlement - Financial Institutions	20
750.181	Embezzlement - Jointly Held Property	10
750.1814A	Embezzlement - Jointly Held Property Betw \$1K & <\$20K	5
750.1815A	Embezzlement - Jointly Held Property >\$20K	10
750.183-A	Escape - Aiding Prisoner - Felony	7
750.186A	Escape from Juvenile Facility	4
750.193	Break, Escape or Attempt to Break, Escape Prison	5
750.1951	Escape from Misdemeanor Jail Sentence	2
750.1952	Escape - From Felony Jail Sentence	4

Total Cases	Prison 32%	Probation 49%	Jail* 14%	Other** 5%
56,369	17,792	27,704	7,756	3,117
9,648	965	6,534	1,337	812
50	8	32	9	1
4		4		
8	1	4	3	
1			1	
34	17	14	3	
1		1		
9	7	2		
79	13	59	7	
31	7	23	1	
300	24	259	17	
316	9	304	3	
6	1	2	3	
22	4	17		1
2		2		
6		6		
2		2		
30	12	6	9	3
7	3	2	2	
449	45	321	21	62
97	8	81	2	6
8		5	3	
115	23	86	3	3
25	1	24		
6		5	1	
1		1		
1		1		
26		7		19
2		2		
1			1	
2	2			
1		1		
4	3		1	
3	1	2		
6	3	3		
4	1	2	1	
54	44	3	7	
6	4	1	1	
21	1	8	12	
31	18	3	8	2
3	1		2	

NOTE: Be sure to check for related offense codes when examining a particular type of crime. They may or may not be in sequential order or even on the same page.

# A2 2003 Criminal Court Dispositions by Offense and Type of Disposition — All Offenses

Page Nine of Twenty

Compiled Laws	Offense	Maximum
TOTAL COUNTS		VIOLATIONS ATTEMPTS
750.197C	Assault Employee and/or Escape Jail Through Violence	4
750.197CA	Assault Prison Employee	4
750.197CB	Escape - Jail Through Violence	4
750.1971	Escape Awaiting Trial For Misdemeanor	2
750.1972	Escape - Awaiting Trial for Felony	4
750.199A	Absconding or Forfeiting Bond	4
750.201	Explosives - Illegal Transport	5
750.204A	Explosives - Sending w/Int to Frighten	5
750.2072A	Explosives - Place Near Property	15
750.209-A	Explosives - Poss w/Intent to Terrorize	10
750.209-B	Explosives - Place Offensive Subs w/Int To Alarm	5
750.210	Explosives - Possession of a Bomb w/Unlawful Intent	LIFE
750.211A2A	Explosives - Poss of Molotov Cocktail/Other Expl.	15
750.211A2B	Explosives - Poss Molotov Cocktail Causing Property Damage	20
750.211A2C	Explosives - Poss Molotov Cocktail Cause Injury	25
750.213	Extortion	20
750.217B	False Personation - Utility Worker	2
750.218	False Pretenses w/Int to Defraud	10
750.218-B	False Pretenses - Over \$100	10
750.2184A	False Pretenses - \$1,000 or More, Less Than \$20,000	5
750.2184B	False Pretenses - Between \$200 - \$1K 2nd Offense	5
750.2185A	False Pretenses - \$20K or More	10
750.2185B	False Pretenses - Betw \$1K & <\$20K 3rd Offense	10
750.219A2C1	Telephone - Avoid Payment Betw \$1K & <\$20K	5
750.219E	Financial Institution, Unauthorized Credit Application	4
750.224	Weapons - Dangerous Weapon Sale/Poss	5

Total Cases	Prison 32%	Probation 49%	Jail* 14%	Other** 5%
56,369	17,792	27,704	7,756	3,117
9,648	965	6,534	1,337	812
19	16	2	1	
7	7			
72	54	8	9	1
12	9	3		
1	1			
4	1	2	1	
37	29	4	4	
6	2	1	3	
128	51	31	46	
18	3	4	11	
3				3
2	1	1		
1		1		
2		2		
1		1		
8	3	2		3
1			1	
11	2	1	2	6
7	1	2	2	2
3	2	1		
1	1			
28	23	4	1	
7	4		3	
1			1	
6	2	2	2	
4		3	1	
31	13	11	7	
7	3	3	1	
195	44	129	13	9
52	1	42	4	5
1	1			
59	8	48	3	
10	2	2	3	3
1		1		
2		2		
1	1			
21	3	16	2	
5		5		
1			1	

NOTE: Be sure to check for related offense codes when examining a particular type of crime. They may or may not be in sequential order or even on the same page.

# A2 2003 Criminal Court Dispositions by Offense and Type of Disposition — All Offenses

Page Ten of Twenty

Compiled Laws	Offense	Maximum
TOTAL COUNTS	VIOLATIONS	ATTEMPTS
750.224A	Weapon - Taser, Poss or Sale	4
	ATTEMPTS	
750.224B	Weapon - Short-Barrel Shotgun/ Rifle	5
	ATTEMPTS	
750.224D2	Weapon - Chemical Type	2
	ATTEMPTS	
750.224F	Weapon - Firearm, Poss by Felon	5
	ATTEMPTS	
750.2241-A	Weapon - Dangerous Weapon - Misc	5
	ATTEMPTS	
750.2241-B	Weapon - Dangerous Weapon - Gas Eject Dev	5
	ATTEMPTS	
750.226	Carry Weapon w/Unlawful Intent	5
	ATTEMPTS	
750.227	Carrying Concealed Weapons	5
	ATTEMPTS	
750.227B	Felony Firearm	10
	ATTEMPTS	
750.227B-A	Weapons - Felony Firearm	2
	ATTEMPTS	
750.227B-B	Weapons - Felony Firearm - 2nd Offense	5
	ATTEMPTS	
750.227C	Poss of Loaded Firearm in Vehicle	2
	ATTEMPTS	
750.227F	Body Armor - Wear During Violent Crime	4
	ATTEMPTS	
750.227G9A	Body Armor - Poss/Use by Violent Felon	4
	ATTEMPTS	
750.230	Weapons - Firearms, Altering ID Marks	2
	ATTEMPTS	
750.232A3	Weapons - Firearms, False App	4
	ATTEMPTS	
750.234A	Firearm - Discharge from a Vehicle	4
	ATTEMPTS	
750.234B	Firearm - Discharge In/At Dwelling	4
	ATTEMPTS	
750.2411	Fireman - Obstructing	4
	ATTEMPTS	
750.248	Forgery of Records, Other Instruments	14
	ATTEMPTS	
750.248A	Financial Transaction Device - Utter & Publish	4
	ATTEMPTS	
750.249	Uttering & Publishing	14
	ATTEMPTS	
750.249A	Financial Transaction Device - Forgery	4
	ATTEMPTS	
750.250	Forgery of State Warrant	7
	ATTEMPTS	
750.251	Forgery of Bank Bills/Promissory Notes	7
	ATTEMPTS	
750.252	Counterfeit Notes Poss w/Int to Utter & Publish	7
	ATTEMPTS	

Total	Prison	Probation	Jail*	Other**
Cases	32%	49%	14%	5%
56,369	17,792	27,704	7,756	3,117
9,648	965	6,534	1,337	812
30	6	14	3	7
18		14	3	1
47	7	30	5	5
6	1	3	1	1
6	1	3	2	
707	457	178	72	
33	6	15	11	1
42	6	20	6	10
16	1	8	6	1
1				1
74	37	25	10	2
2		1		1
1,213	250	606	237	120
807	15	559	109	124
35	31	4		
1		1		
553	492	50	2	9
2	2			
66	5	44	13	4
2	1	1		
2		2		
4	1	2	1	
2		2		
16	8	5	3	
60	33	22	4	1
2		2		
1		1		
330	97	180	33	20
39	6	27	4	2
10	2	6	1	1
4	1	3		
2,273	616	1,232	307	118
683	62	474	108	39
1	1			
4		3	1	
9	1	5	3	
1		1		
2			1	1
2				2
5	1	3	1	

**NOTE: Be sure to check for related offense codes when examining a particular type of crime. They may or may not be in sequential order or even on the same page.**



# A2 2003 Criminal Court Dispositions by Offense and Type of Disposition — All Offenses

Page Eleven of Twenty

Compiled Laws	Offense	Maximum
TOTAL COUNTS	VIOLATIONS ATTEMPTS	
750.253	Uttering & Publishing Counterfeit Bills or Notes	5
750.254	Forged Bills, Notes, Possession w/Int to Utter & Publish	5
750.255	Counterfeiting - Possession of Tools	10
750.260	Counterfeiting - Coins/Poss of More than 5	LIFE
750.261	Counterfeiting - Coins/Poss of Less than 5	10
750.2633	Counterfeiting - Del/Poss w/False ID Mark 2nd Offense	5
750.280	Gross Frauds & Cheats at Common Law	10
750.282	Public Utility - Fraudulent Use	4
750.282B	Public Utility - Fraudulent Use >\$500	4
750.285	Obtain Personal Identity Info w/o Permission	5
750.300A	Food Stamps - Fraud	10
750.300A1C	Food Stamps - Fraud Over \$1,000	10
750.303B	Gaming Room Permitting for Gain	MISD
750.316	First Degree Murder	LIFE
750.316-A	Murder - First Degree - Premeditated	LIFE
750.316-B	Murder - Felony	LIFE
750.316-C	Murder - Open - Statutory Short Form	LIFE
750.317	Second Degree Murder	LIFE
750.321	Manslaughter	15
750.321-A	Manslaughter - Statutory Short Form	15
750.321-C	Manslaughter - Involuntary	15
750.321-E	Manslaughter with Motor Vehicle	15
750.324	Negligent Homicide	2
750.329	Death - Firearm without Malice	15
750.335A	Indecent Exposure (Sexually Delinquent Person)	LIFE
750.338	Gross Indecency Between Males - Commit/Procure	5

Total Cases	Prison 32%	Probation 49%	Jail* 14%	Other** 5%
56,369	17,792	27,704	7,756	3,117
9,648	965	6,534	1,337	812
36	1	19	9	7
8		6	2	
13	1	5	5	2
2		1	1	
1	1			
2		1		1
5	3	1	1	
1		1		
1		1		
3	2	1		
1			1	
3		3		
4		4		
112	22	79	6	5
10		7	2	1
1			1	
3	3			
1		1		
1			1	
11	11			
99	99			
61	61			
16	15		1	
228	228			
12	8	2	2	
36	35	1		
1	1			
30	21	6	3	
3	2	1		
26	23	3		
3	2	1		
113	8	95	3	7
4	3			1
9	9			
6	2	2	2	
2		2		

NOTE: Be sure to check for related offense codes when examining a particular type of crime. They may or may not be in sequential order or even on the same page.

# A2 2003 Criminal Court Dispositions by Offense and Type of Disposition — All Offenses

Page Twelve of Twenty

Compiled Laws	Offense	Maximum
TOTAL COUNTS	VIOLATIONS ATTEMPTS	
750.338B	Gross Indecency Male and Female - Commit/Procure	5
750.349	Kidnapping	LIFE
750.350	Kidnapping - Child Enticement	LIFE
750.356	Larceny	10
750.356-A	Larceny - Over \$100 (obsolete)	5
750.356A	Larceny, Motor Vehicle	10
750.356A-B	Breaking and Entering - A Vehicle Steal Prop. Over \$5	5
750.356A-C	Breaking and Entering - A Vehicle (with Damage)	5
750.356A1	Larceny - From a Motor Vehicle	5
750.356A2C1	Breaking and Entering - A Vehicle Steal Prop. \$1K - <\$20K	5
750.356A2C2	Breaking and Enter Vehicle - Steal Betw \$200-\$1K 2nd Offense	5
750.356A2D1	Breaking and Entering - A Vehicle Steal Prop. \$20K+	10
750.356A3	Breaking and Entering - A Vehicle (with Damage)	5
750.356B	B & E Coin Operated Telephone	4
750.356C	Retail Fraud - 1st Degree	5
750.3562A	Larceny - \$20,000 or More	10
750.3562B	Larceny - \$1,000 Or More but Less Than \$20,000 - 3rd Off	10
750.3563A	Larceny - \$1,000 Or More But Less Than \$20,000	5
750.3563B	Larceny - \$200 Or More But Less Than \$1,000 - 2nd Offense	5
750.357	Larceny from Person	10
750.357A	Larceny Livestock	4
750.357B	Firearms - Stealing of Another	5
750.360	Larceny in Building	4
750.362	Larceny By Conversion	10
750.362-A	Larceny - By Conversion Over \$100 (obsolete)	5
750.362A	Fail to Return Rented Property	10

Total Cases	Prison 32%	Probation 49%	Jail* 14%	Other** 5%
56,369	17,792	27,704	7,756	3,117
9,648	965	6,534	1,337	812
28	8	14	4	2
3		2	1	
63	60		3	
17	5	8	4	
3	3			
3		2	1	
8	1	2	5	
1			1	
9	2	4	3	
38	5	14	11	8
13	2	5	2	4
10	8		2	
4	1		3	
12	3	3	6	
599	86	259	101	153
110	9	62	14	25
52	13	26	5	8
6	1	4		1
3	2	1		
1		1		
2	1	1		
1		1		
504	100	226	90	88
74	1	40	17	16
5	1	4		
8		5	2	1
775	233	327	195	20
60	4	36	18	2
11	1	8	1	1
4	1	1		2
1	1			
265	56	127	31	51
49	2	37	7	3
11	4	3	1	3
373	123	184	48	18
87	20	47	14	6
4	1	1		2
91	29	38	11	13
9	2	4		3
1,517	321	737	306	153
404	27	271	73	33
8	1	4	3	
4		3	1	
12	12			
2	1	1		
2		1	1	

NOTE: Be sure to check for related offense codes when examining a particular type of crime. They may or may not be in sequential order or even on the same page.

# A2 2003 Criminal Court Dispositions by Offense and Type of Disposition — All Offenses

Page Thirteen of Twenty

Compiled Laws	Offense	Maximum
TOTAL COUNTS	VIOLATIONS ATTEMPTS	
750.362AA	Failure to Return Rented Property Over \$100 (obsolete)	2
750.362A2A	Failure to Return Rented Property Over \$20,000	10
750.362A3A	Failure to Return Rented Property Betw \$1K & <\$20K	5
750.3622A	Larceny by Conversion \$20K+	10
750.3623A	Larceny - By Conversion Betw \$1K and <\$20K	5
750.363	Larceny by False Personation	10
750.3633A	Larceny by False Personation Betw \$1K & <\$20K	5
750.3673A	Larceny - Trees & Shrubs Betw \$1K & <\$20K	5
750.377	Malicious Destruction of Animals	4
750.377A	Malicious Destruction of Personal Property	10
750.377AA	Malicious Destruction of Personal Property (obsolete)	4
750.377A1A1	Malicious Destruction of Personal Property \$20K+	10
750.377A1B1	Mal Destr. of Personal Property Betw \$1K & <\$20K	5
750.377A1B2	Mal Destr. of Personal Property Betw \$200 & <\$1K 2nd Off	5
750.377B	Mal Destr. Police or Fire Dept Property	4
750.377C	Malicious Destruction of School Bus Intentional	5
750.380A	Malicious Destruction of Building Over \$100 (obsolete)	4
750.3802A	Malicious Destruction of Building Over \$20K	10
750.3803A	Malicious Destruction of Building Betw \$1K & <\$20K	5
750.3803B	Mal Destr. of Building Betw \$200 and <\$1K, 2nd Offense	5
750.3821C1	Malicious Destr. - Trees, etc. Betw \$1K & <\$20K	5
750.383A	Malicious Destruction of Utility Property	4
750.3872	Malicious Destr. Tombs/Memorials	5
750.3875A	Malicious Destr. Tombs/Memorials Betw \$1K & <\$20K	5
750.397	Mayhem w/Int Disfigure/Maim	10
750.411A1B	False Report of a Felony	4

Total Cases	Prison 32%	Probation 49%	Jail* 14%	Other** 5%
56,369	17,792	27,704	7,756	3,117
9,648	965	6,534	1,337	812
2		1	1	
5		5		
5		5		
24	1	14	9	
12		12		
16	8	6	2	
1		1		
98	18	69	9	2
24	1	18	4	1
2	1	1		
3		2		1
3		1	1	1
2	1	1		
1			1	
8	1	2	5	
2			2	
12	4	1	7	
1			1	
8	2	3	1	2
276	34	158	25	59
48	4	38	4	2
6		5		1
2		2		
241	66	118	41	16
100	6	72	19	3
2		1	1	
7	4		3	
2		1	1	
10		4		6
77	9	49	4	15
16		12	1	3
2		1	1	
1		1		
11	2	2	1	6
1		1		
5	2	3		
1		1		
2		2		
6	1	3	2	
1				
1	1			
1		1		
218	30	139	25	24
59	1	46	8	4

NOTE: Be sure to check for related offense codes when examining a particular type of crime. They may or may not be in sequential order or even on the same page.

# A2 2003 Criminal Court Dispositions by Offense and Type of Disposition — All Offenses

Page Fourteen of Twenty

Compiled Laws	Offense	Maximum
TOTAL COUNTS		VIOLETIONS ATTEMPTS
750.411A2	False Bomb Threat	10 ATTEMPTS
750.411A3A	False Report/Threat - Bomb, Harmful Materials	4 ATTEMPTS
750.411H2B	Stalking a Minor	5 ATTEMPTS
750.411i	Stalking - Aggravated	5 ATTEMPTS
750.411i2B	Stalking a Minor - Aggravated	10 ATTEMPTS
750.411L	Money Laundering - 4th Degree	MISD ATTEMPTS
750.411M	Money Laundering - 3rd Degree	5 ATTEMPTS
750.411S2A	Computers, Post Harass/Threat Message	2 ATTEMPTS
750.411S2B	Computers, Post Harass/Threat Message Aggr Circumstance	5 ATTEMPTS
750.413	Unlawfully Driving Away an Automobile	5 ATTEMPTS
750.414	Unlawful Use Auto w/o Intent to Steal	2 ATTEMPTS
750.415	MV Conceal or Misrep ID w/Intent (Misd. or Felony)	10 ATTEMPTS
750.4152	MV Conceal or Misrep ID w/Intent to Mislead (Felony)	4 ATTEMPTS
750.4155	MV Poss w/Int Del False Vehicle ID Plates/ Labels	4 ATTEMPTS
750.422	Perjury - Court Proceeding	15 ATTEMPTS
750.422B	Perjury - Court Proceeding	15 ATTEMPTS
750.423	Perjury - Wilfully Swear Falsely (Not Court Proceeding)	15 ATTEMPTS
750.424B	Perjury - Subornation, Court Proceeding	15 ATTEMPTS
750.425	Incite or Procure to Commit Perjury	5 ATTEMPTS
750.425-B	Incite/Procure Perjury - Court Proceeding	5 ATTEMPTS
750.439	Polygamy	4 ATTEMPTS
750.451	Prostitution	2 ATTEMPTS
750.451-B	Prostitution - 3rd Offense (Obsolete)	2 ATTEMPTS
750.451-D	Prostitution - 3rd or Subs Offense	2 ATTEMPTS
750.452	Keeping House of Ill Fame	5 ATTEMPTS
750.455	Prostitution/Pandering	20 ATTEMPTS

Total Cases	Prison 32%	Probation 49%	Jail* 14%	Other** 5%
56,369	17,792	27,704	7,756	3,117
9,648	965	6,534	1,337	812
4	1	2	1	
1		1		
25		10	5	10
5		5		
2		2		
1		1		
210	73	120	16	1
19	5	12	2	
1	1			
1		1		
1		1		
1	1			
960	331	389	156	84
278	16	154	70	38
602	90	313	163	36
1	1			
36	5	21	6	4
7		7		
3	1	2		
1		1		
11	5	3	3	
1		1		
1				1
1	1			
1	1			
3	2	1		
1			1	
2		1	1	
29	3	12	14	
25	1	15	9	
1		1		
1			1	
10	7	1	2	

NOTE: Be sure to check for related offense codes when examining a particular type of crime. They may or may not be in sequential order or even on the same page.

# A2 2003 Criminal Court Dispositions by Offense and Type of Disposition — All Offenses

Page Fifteen of Twenty

Compiled Laws	Offense	Maximum
TOTAL COUNTS		VIOLATIONS ATTEMPTS
750.457	Accept Earnings of Prostitute	20
750.459	Prostitution - Transporting Female (perhaps compel)	20
750.478A2	Public Officer - Attempt Obstruct Official Duties	MISD
750.479	Obstruct/Resist Public Officer Serving/Executing Process	20
750.479-A	Public Officer - Resist & Obstruct Serve Process/Order	2
750.479-B	Police Officer - Resist & Obstruct	2
750.479A	Police Officer - Fleeing	15
750.479A-B	Peace Officer - Resist Arrest Injury Inflicted	2
750.479A2	Police Officer - Fleeing 4th Degree	2
750.479A3	Police Officer - Fleeing 3rd Degree	5
750.479A4-A	Police Officer - Fleeing (Penal Code) - 2nd Degree	10
750.479B	Peace Officer - Disarming	10
750.479B1	Peace Officer - Disarming Non-Firearm	4
750.479B2	Peace Officer - Disarming Firearm	10
750.4792	Public Officer - Resist & Obstruct Official Duties	2
750.4793	Public Officer - Resist & Obstruct Cause Injury	4
750.483A2B	Interference Crime Report - Threaten Inj/Death	10
750.483A4B	Interference Police Investigation - Crime, Threaten Inj/Death	1
750.483A6A	Tamper with Evidence	4
750.483A6B	Tamper with Evidence, Case Max >10 years	10
750.49-A	Animals - Fighting	4
750.49-B	Animals - Attending Fight	4
750.49-C	Animals - Fighting, Poss of Equipment	4
750.490	Unlawful Use of Public Funds	2
750.491	Mutilating/Removing Public Records	2
750.492A1A	Medical Records - False Info on Charts - Care Provider	4

Total Cases	Prison 32%	Probation 49%	Jail* 14%	Other** 5%
56,369	17,792	27,704	7,756	3,117
9,648	965	6,534	1,337	812
3	3			
7	7			
1		1		
153	26	74	48	5
5	1	3	1	
477	170	149	152	6
1			1	
16	3	7	6	
296	59	138	67	32
598	258	214	87	39
46	8	31	4	3
19	13	3	3	
13	2	3	8	
3		2	1	
1			1	
2		2		
9	9			
22	9	8	4	1
62	19	24	14	5
6	3	3		
1		1		
3	2	1		
2		1		1
2		2		
2	1		1	
3	1	2		
2			1	1
1			1	
2		2		
1		1		
1		1		
1		1		
1		1		

NOTE: Be sure to check for related offense codes when examining a particular type of crime. They may or may not be in sequential order or even on the same page.

# A2 2003 Criminal Court Dispositions by Offense and Type of Disposition — All Offenses

Page Sixteen of Twenty

Compiled Laws	Offense	Maximum
TOTAL COUNTS	VIOLATIONS ATTEMPTS	
750.50B	Animals - Killing/Torturing	4
750.50C7	Police Animal - Injure/Harass While Commit Crime	2
750.505	Common Law Offense, No Express Penalty	5
750.505-A	Obstruction of Justice	5
750.505-B	Accessory After the Fact to Felony	5
750.505C	Common Law Offenses	5
750.520B	CSC - 1st Degree - Multiple Variables	LIFE
750.520B1A	CSC - 1st Degree - Person Under 13	LIFE
750.520B1B	CSC - 1st Degree - Relationship	LIFE
750.520B1C	CSC - 1st Degree - During Felony	LIFE
750.520B1D	CSC - 1st Degree - Accomplices	LIFE
750.520B1E	CSC - 1st Degree - Weapon Used	LIFE
750.520B1F	CSC - 1st Degree - Personal Injury	LIFE
750.520B1H	CSC - 1st Degree - Mentally Disabled-Relation	LIFE
750.520C	CSC - 2nd Degree - Multiple Variables	15
750.520C1A	CSC - 2nd Degree - Person Under 13	15
750.520C1B	CSC - 2nd Degree - Relationship	15
750.520C1C	CSC - 2nd Degree - During Felony	15
750.520C1D	CSC - 2nd Degree - Accomplices	15
750.520C1E	CSC - 2nd Degree - Weapon Used	15
750.520C1F	CSC - 2nd Degree - Personal Injury	15
750.520C1G	CSC - 2nd Degree - Injury to Incap. Victim	15
750.520C1H	CSC - 2nd Degree - Mentally Disabled-Relation	15
750.520C1i	CSC - 2nd Degree - State Prisoner	15
750.520C1L	CSC - 2nd Degree - State Prisoner (Juvenile)	15
750.520D	CSC - 3rd Degree - Multiple Variables	15

Total Cases	Prison 32%	Probation 49%	Jail* 14%	Other** 5%
56,369	17,792	27,704	7,756	3,117
9,648	965	6,534	1,337	812
28	6	9	13	
6		4	2	
3	2	1		
1		1		
20	7	9	4	
4		4		
101	25	58	9	9
7	1	5		1
3		1	2	
166	164	1	1	
2	2			
433	429	2	2	
17	9	7		1
78	78			
7	5	1		1
36	36			
1	1			
16	16			
22	21		1	
38	38			
3	1	2		
6	6			
173	86	78	4	5
16	1	13	1	1
585	400	159	17	9
78	25	51	2	
97	67	25	3	2
15	4	11		
5	4	1		
6	2	2		2
3	3			
5	3	1	1	
22	20	2		
3	2	1		
7	4	3		
1			1	
7	3	4		
2		2		
1	1			
1		1		
119	93	13	2	11
24	7	12	4	1

NOTE: Be sure to check for related offense codes when examining a particular type of crime. They may or may not be in sequential order or even on the same page.

# A2 2003 Criminal Court Dispositions by Offense and Type of Disposition — All Offenses

Page Seventeen of Twenty

Compiled Laws	Offense	Maximum
TOTAL COUNTS		VIOLETIONS ATTEMPTS
750.520D1A	CSC - 3rd Degree - Person 13 Through 15	15 ATTEMPTS
750.520D1B	CSC - 3rd Degree - Force or Coercion	15 ATTEMPTS
750.520D1C	CSC - 3rd Degree - Incapacitated Victim	15 ATTEMPTS
750.520D1D	CSC - 3rd Degree - Incest	15 ATTEMPTS
750.520E	CSC, 4th Degree - Multiple Variables	2 ATTEMPTS
750.520E1A	CSC - 4th Degree - Force or Coercion	2 ATTEMPTS
750.520E1A-A	CSC - 4th Degree - Person 13 Through 15	2 ATTEMPTS
750.520E1B	CSC - 4th Degree - Incapacitated Victim	2 ATTEMPTS
750.520E1G	CSC - 4th Degree - Incest	2 ATTEMPTS
750.520G1	CSC - Assault with Intent to Commit Sexual Penetration	10 ATTEMPTS
750.520G2	CSC - Assault with intent to Commit CSC, 2nd Degree	5 ATTEMPTS
750.529	Robbery - Armed	LIFE ATTEMPTS
750.529A	Car Jacking	LIFE ATTEMPTS
750.530	Robbery - Unarmed	15 ATTEMPTS
750.531	Robbery, Bank/Safe/Vault	LIFE ATTEMPTS
750.531-A	Bank Robbery	LIFE ATTEMPTS
750.531-B	Safe Breaking	LIFE ATTEMPTS
750.532	Seduction	5 ATTEMPTS
750.535	Stolen Property - Receiving and Concealing	10 ATTEMPTS
750.535-A	Stolen Property - Receiving & Concealing Over \$100 (obsolete)	5 ATTEMPTS
750.535A	Motor Vehicles - Operating a Chop Shop	10 ATTEMPTS
750.535A2	Motor Vehicles - Operating a Chop Shop	10 ATTEMPTS
750.535B	Weapons, Firearms - Receiving & Concealing	10 ATTEMPTS
750.5352	Stolen Property - Receiving/Concealing	10 ATTEMPTS
750.5352A	Stolen Property - Rec & Conc \$20K+	10 ATTEMPTS
750.5352B	Stolen Prop - Rec & Conc >\$20K 3rd or Subs	10 ATTEMPTS

Total Cases	Prison 32%	Probation 49%	Jail* 14%	Other** 5%
56,369	17,792	27,704	7,756	3,117
9,648	965	6,534	1,337	812
347	283	10	13	41
131	41	74	10	6
91	83	4	2	2
19	6	9	3	1
11	9	2		
5	2	3		
17	16		1	
1	1			
174	33	112	27	2
300	59	185	43	13
186	44	107	23	12
42	8	29	3	2
15	5	8	2	
154	91	54	9	
4	1	2	1	
71	34	32	5	
5		4	1	
746	736	6	4	
23	12	9	1	1
81	80		1	
13	8	4	1	
504	276	165	22	41
31	3	20	8	
3	2	1		
59	51	7	1	
3	2	1		
68	44	21	1	2
12	4	7	1	
44	3	27	3	11
3		3		
23	2	6	13	2
31	15	6	10	
2	2			
34	1	14	17	2
6		2	4	
38	7	28	1	2
2		1		1
85	31	38	6	10
17	3	13	1	
1		1		
142	30	85	13	14
44	2	27	1	14
4	2	1		
1		1		1

NOTE: Be sure to check for related offense codes when examining a particular type of crime. They may or may not be in sequential order or even on the same page.

# A2 2003 Criminal Court Dispositions by Offense and Type of Disposition — All Offenses

Page Eighteen of Twenty

Compiled Laws	Offense	Maximum
TOTAL COUNTS		VIOLATIONS ATTEMPTS
750.5353A	Stolen Property - Rec & Conc Betw \$1K & <\$20K	5
750.5353B	Stolen Prop - Rec & Conc Betw \$200 & <\$1K, 2nd Offense	5
750.5357	Stolen Property - Rec & Conceal Motor Vehicle	5
750.539C	Eavesdropping Upon Private Conversation	2
750.539D	Eavesdropping - Installing Device	2
750.540	Cut, Break, Tap Wire or Cable	2
750.540C1	Telephone - Counterfeit Device Avoid Payment	4
750.540C2A	Telephone - Counterfeit Device Avoid Payment	4
750.543M	Terrorism - Threat or False Report	20
750.72	Burning Dwelling House	20
750.72-A	Arson - Dwelling House	20
750.72-B	Arson - Dwelling House Curtilage	20
750.73	Arson - Real Property	10
750.74	Arson - Personal Property	10
750.74B	Arson - Personal Property Over \$50 (obsolete)	4
750.741C1	Arson - Real/Personal Property Betw \$1K & <\$20K	5
750.741D1	Arson - Personal Property \$20K+	10
750.75	Arson - Insured Property	10
750.77	Arson - Preparing to Burn	10
750.77-B	Arson - Prepare to Burn Real or Pers Prop >\$50 (obsolete)	4
750.771C1	Arson - Prepare to Burn Property Betw \$1K & <\$20K	5
750.771D1	Arson - Prepare to Burn Prop \$20K+	10
750.78	Arson - Setting Fire to Woods/ Prairies/Grounds	4
750.81A3	Domestic Violence - Aggravated 2nd Offense	2
750.81C2	Assault & Battery - Against FIA Employee	2
750.81D1	Resist/Obstruct/Assault Peace Officer	2

Total Cases	Prison 32%	Probation 49%	Jail* 14%	Other** 5%
56,369	17,792	27,704	7,756	3,117
9,648	965	6,534	1,337	812
1,240	295	639	178	128
297	26	179	27	65
7	4	1	2	
2		2		
325	87	196	9	33
217	4	124	7	82
1			1	
9	1	7		1
105	17	61	24	3
9		8		1
3		3		
1		1		
2	2			
8	2	2	3	1
74	60	10	3	1
19	4	11	3	1
5	4	1		
2	1		1	
51	22	18	5	6
10	3	5	2	
2	1	1		
4	2	2		
48	14	28	3	3
15	1	11	1	2
4	2	1		1
1	1			
16	5	8	1	2
2		2		
2			2	
1		1		
2			2	
13		9	4	
2		1		1
11	3	7		1
2		2		
2			1	1
46	6	29	11	
4	4			
1,458	311	770	306	71

NOTE: Be sure to check for related offense codes when examining a particular type of crime. They may or may not be in sequential order or even on the same page.



# A2 2003 Criminal Court Dispositions by Offense and Type of Disposition — All Offenses

Page Nineteen of Twenty

Compiled Laws	Offense	Maximum
TOTAL COUNTS	VIOLATIONS ATTEMPTS	
750.81D2	Resist/Obstruct/Assault Peace Officer - Cause Injury	4
750.81D3	Resist/Obstruct/Assault Peace Officer - Cause Serious Injury	15
750.814	Domestic Violence 3rd Offense	2
750.82	Felonious Assault	4
750.822	Asslt w/Dangerous Weapon - Weapon-Free School Zone	4
750.83	Asslt w/Int to Commit Murder	LIFE
750.84	Asslt w/Int Gr Bod Hrm Less Murder	10
750.86	Assault w/Intent to Maim	10
750.87	Asslt w/Intent to Commit Felony	10
750.88	Asslt w/Intent to Rob & Steal Unarmed	15
750.89	Asslt w/Intent to Rob & Steal Armed	LIFE
750.90DA	Miscarriage - OUIL Accident Against Pregnant Individual	15
750.91	Attempt to Murder	LIFE
752.1003	False Health Care Claims	4
752.10031	Health Care Fraud - False Claim	4
752.10032	Health Care Fraud - Medically Unnecessary Treatment	4
752.10033	Health Care Fraud - False Statement	4
752.10034	Health Care Fraud - False Statement To Receive Treatment	4
752.1005	Health Care Fraud - Conspiracy	10
752.10542	Copy Audio/Video For Gain - Felony	5
752.191	Felonious Driving	2
752.542	Incite to Riot	10
752.543	Unlawful Assembly	5
752.796	Computers - Use to Commit Crime	20
752.7971C1	Computers - Commit Crime Betw \$1K & <\$20K	5
752.7972A	Computers - Unauthorized Access	5

Total Cases	Prison 32%	Probation 49%	Jail* 14%	Other** 5%
56,369	17,792	27,704	7,756	3,117
9,648	965	6,534	1,337	812
141	44	74	18	5
22	2	14	6	
3	3			
369	82	167	120	
2,028	596	1,051	278	103
441	38	314	79	10
3		2		1
183	181	2		
1			1	
655	424	188	22	21
51	17	27	4	3
5	2	2	1	
17	10	4	2	1
4		2	2	
65	28	24	6	7
4		3	1	
170	139	25	2	4
1	1			
1	1			
2		2		
10	1	9		
2	2			
10	2	5	3	
1		1		
2		2		
9		8	1	
11	2	6		3
18	6	9	3	
2	1			1
2		2		
3				3
2				2
1	1			
12	1	9	1	1
1		1		
7		5	2	
1		1		

NOTE: Be sure to check for related offense codes when examining a particular type of crime. They may or may not be in sequential order or even on the same page.

# A2 2003 Criminal Court Dispositions by Offense and Type of Disposition — All Offenses

Page Twenty of Twenty

Compiled Laws	Offense	Maximum
TOTAL COUNTS	VIOLATIONS	ATTEMPTS
752.7973C	Computers - Use to Commit Crime, Penalty Betw 2-4 Yr	4
752.7973D	Computers - Use to Commit Crime, Penalty Betw 4-10 Yr	7
752.7973E	Computers - Use to Commit Crime Penalty Betw 10-20 Yr	10
752.811	Break & Enter - Coin-Operated Device	3
752.811A	Break & Enter - Coin-Operated Device	3
752.811B	Break & Enter - Poss Tool to Open Coin-Operated Device	3
752.861	Weapons - Firearms, Careless Use Causing Injury/Death	2
767A.91A	Prosecutor's Investigative Subpoena - Perjury - Other Felony	15
767A.91B	Prosecutor's Investigative Subpoena - Perjury Felony - Life Sent	LIFE
767.61A	Offense by Sexually Delinquent Person	LIFE
800.281	Prisons - Contraband	5
800.2811	Prisons - Furnish Contraband to Prisoner in Prison	5
800.2813	Prisons - Bringing Contraband Into	5
800.2814	Prisons - Prisoner Possessing Contraband	5
800.2834	Prisons - Prisoner Possessing Weapon	5
801.2622	Jail - Prisoner Possess Weapon	1
801.2631	Jail - Furnish Contraband to Prisoner	1
801.2632	Jails - Prisoner Possessing Contraband	5

Total	Prison	Probation	Jail*	Other**
Cases	32%	49%	14%	5%
56,369	17,792	27,704	7,756	3,117
9,648	965	6,534	1,337	812
3		2		1
1		1		
17	4	12	1	
3	2	1		
3		1	2	
101	19	48	18	16
12	1	4	3	4
4	3	1		
12	2	8	1	1
1		1		
2	1	1		
1		1		
2	1	1		
1	1			
6	3	2	1	
2	1	1		
11	2	6	1	2
6	2	2	2	
24	20	2	2	
9	7		2	
28	27		1	
12	11		1	
5	2		3	
2	1		1	
3	1	2		
3		3		
21	6	6	9	
3		1	1	1

**NOTES: Be sure to check for related offense codes when examining a particular type of crime. They may or may not be in sequential order or even on the same page.**

Offenders may have multiple dispositions.

\* Includes Fine, Restitution, and Costs.

\*\* Includes Delayed and Suspended Sentences and HYTA Probation.

SOURCE: Basic Information Reports (BIR).

# A2a 2003 Criminal Court Dispositions by Offense and Type of Disposition — Non-Assaultive Offenses

Page One of Eleven

Compiled Laws	Offense	Maximum
TOTAL COUNTS		VIOLETIONS ATTEMPTS
21.154	Public Officer Embezzle/Divert Tax	5
28.2931	State ID Card - False Application	5
28.2951A	State ID Card-Alter/Forged Use To Commit Felony	4
28.425B3	Weapons - Handgun False Info CCW Permit	4
28.729	Sex Offender - Fail to Register	4
28.7291B	Sex Offender - Fail to Register 2nd Offense	7
168.933	Election Law - Swear Falsely Under Oath	5
205.271A	Taxes - Fail to File/False Return	5
205.271C	Taxes - Making/Permit False Returns	5
205.4282	Tobacco Products Tax Act Violations Felony	5
205.4286	Tobacco Products Tax Act - Unauth Tax Stamps	10
257.1355B	Used Car Part Dealer - Falsify Record	2
257.233A6	Odometer Tampering	5
257.254	MV Code - Intent to Pass False Title	10
257.257	License Documents/Plates Forgery	5
257.3107A	Operator's License-Forged w/Int Commit Crime Max >10yr	1
257.3107B	Operator's License-Forged w/Int Commit Crime Betw 6mo & 10yr	5
257.3108	Operator's License- Poss Forged w/Int Del	5
257.3109	Operator's License- Poss 2 or More	5
257.329	Insurance Certificates - Poss/Sale of Stolen/Counterfeit	15
257.3291	Insurance Certificates - Poss/Sale of Stolen/Counterfeit	15
257.617	Fail to Stop at Accident - Serious Impairment/Death Rslt	5
257.6251	Operate - Addict or Intox	5
257.62510C	Operating - OWI - 3rd Offense	5
257.6256	Operating - OUIL/Per Se 3rd (Felony)	5

Total Cases	Prison 27%	Probation 52%	Jail* 14%	Other** 7%
27,294	7,419	14,122	3,702	2,051
5,263	462	3,493	738	570
1		1		
7	1	1	2	3
4			4	
2		1		1
2		1	1	
136	29	60	46	1
57	5	29	22	1
4	3	1		
1		1		
7	1	6		
3		3		
8		7		1
2		2		
1		1		
1		1		
4		4		
67	6	44	15	2
4		4		
38	7	23	6	2
31		29	1	1
5		4	1	
2		2		
9		8	1	
16	1	3	3	9
1		1		
2		2		
14	1	9	3	1
4		3	1	
54	21	26	7	
15	3	11	1	
46	8	34	4	
27	9	7	11	

**NOTE: Be sure to check for related offense codes when examining a particular type of crime. They may or may not be in sequential order or even on the same page.**

# A2a 2003 Criminal Court Dispositions by Offense and Type of Disposition — Non-Assaultive Offenses

Page Two of Eleven

Compiled Laws	Offense	Maximum
TOTAL COUNTS		VIOLATIONS ATTEMPTS
257.6256D	Operating - OUIL/Per Se/OWI - 3rd Offense	5 ATTEMPTS
257.6257A2	Operating OUIL/Occupant <16, 2nd Offense	5 ATTEMPTS
257.903	Motor Vehicle Code - False Certification	5 ATTEMPTS
257.9041B	Operate - Allow Suspend/Revoked to Operate	MISD ATTEMPTS
257.9041C	Operate - Allow Suspend/Revoked to Operate - 2nd Offense	1 ATTEMPTS
290.6313B	Weights & Measures - Intentional Violations	5 ATTEMPTS
324.31152A	Water Resources Protection Violation	2 ATTEMPTS
333.16294	Health Prof - Unauthorized Practice Felony	4 ATTEMPTS
338.1053A	Security Systems Business - Operate w/o License	4 ATTEMPTS
400.601-B	Welfare Fraud - Over \$500	4 ATTEMPTS
400.602-B	Welfare Fraud - Fail to Inform \$500 or More	4 ATTEMPTS
400.6071	Medicaid Fraud - False Claim	4 ATTEMPTS
432.2181	Gambling Activity Licensee Felony Violations	10 ATTEMPTS
432.2182	Gambling Activity Participant Felony Violations	10 ATTEMPTS
432.30	Lottery - Forging/Counterfeiting a Ticket	5 ATTEMPTS
451.501	Blue Sky Laws - Fraudulent Schemes/Statements	10 ATTEMPTS
500.45111	Insurance - Fraudulent Acts	4 ATTEMPTS
500.45112	Insurance Fraud - Conspiracies	10 ATTEMPTS
570.1110B	False Sworn Statement by Contractor	10 ATTEMPTS
570.152	Contractor - Fraudulent Use of Building Contract Fund	3 ATTEMPTS
600.2907A2	Real Property - Encumber w/o Cause	3 ATTEMPTS
722.6335B	Child Abuse - Intentional False Report Felony	4 ATTEMPTS
750.110-A	Break & Enter - Unoccup. Bldg. w/Intent	10 ATTEMPTS
750.110-B	Break & Enter - Occup Bldg. w/Intent	15 ATTEMPTS
750.110A3	Home Invasion - 2nd Degree	15 ATTEMPTS

Total Cases	Prison 27%	Probation 52%	Jail* 14%	Other** 7%
27,294	7,419	14,122	3,702	2,051
5,263	462	3,493	738	570
3,559	879	2,431	249	
2	1	1		
95	15	68	11	1
63	7	40	15	1
15	2	9	4	
1		1		
1		1		
1			1	
1			1	
3	2	1		
1				1
22	4	12	6	
5		3	2	
104	3	89	12	
6		5	1	
2		2		
1		1		
1		1		
10		10		
6		6		
4	2	2		
1		1		
13	2	9	2	
1	1			
124	8	101	12	3
39	1	36	2	
19	1	15	2	1
3		2	1	
2		2		
19	1	17	1	
1		1		
10		10		
2	1	1		
2,008	751	832	216	209
443	93	246	59	45
2			2	
1		1		
1,421	603	513	119	186
156	44	86	18	8

**NOTE: Be sure to check for related offense codes when examining a particular type of crime. They may or may not be in sequential order or even on the same page.**

# A2a 2003 Criminal Court Dispositions by Offense and Type of Disposition — Non-Assaultive Offenses

Page Three of Eleven

Compiled Laws	Offense	Maximum
TOTAL COUNTS		VIOLETIONS ATTEMPTS
750.110A4	Home Invasion - 3rd Degree	5
		ATTEMPTS
750.111	Entering w/o Breaking	5
		ATTEMPTS
750.116	Possession of Burglars Tools	10
		ATTEMPTS
750.117	Bribery of Public Officer	4
		ATTEMPTS
750.1227A	Witness - Bribe/Intimidate/Interfere	4
		ATTEMPTS
750.1228	Witness - Retaliate Against	10
		ATTEMPTS
750.131A	Checks w/o Account or w/o Suff Funds	2
		ATTEMPTS
750.131A1	Check - No Account	2
		ATTEMPTS
750.131A2	Check - 3 Non-Sufficient Funds Within 10 Days	2
		ATTEMPTS
750.1313B2	Check - Non-sufficient Funds Betw \$100-\$500 3rd Off	2
		ATTEMPTS
750.1313C	Check - Non-Sufficient Funds - \$500 or More	2
		ATTEMPTS
750.145D2	Computers - Commit Proscribed Conduct	20
		ATTEMPTS
750.145D2B	Computers - Commit Crime w/Term betw 1 - 2 Years	2
		ATTEMPTS
750.147B	Ethnic Intimidation	2
		ATTEMPTS
750.157A	Conspiracy	5
		ATTEMPTS
750.157AB	Conspiracy - Gambling Illegally	5
		ATTEMPTS
750.157B3	Solicit to Commit Felony	5
		ATTEMPTS
750.157N	Financial Transaction Device, Steal/ Retain/Poss	4
		ATTEMPTS
750.157N1	Financial Transaction Device - Steal/ Retain w/o Consent	4
		ATTEMPTS
750.157N2	Financial Transaction Device - Poss Fraudulent One	4
		ATTEMPTS
750.157P	Financial Transaction Device - Poss w/Intent to Use/Sell	4
		ATTEMPTS
750.157Q	Financial Transaction Device - Illegal Sale/Use	4
		ATTEMPTS
750.157R	Financial Transaction Device - Forge/Alter/Counterfeiting	4
		ATTEMPTS
750.157U	Financial Transaction Device - Overcharging	4
		ATTEMPTS
750.157V	Financial Transaction Device - False ID	4
		ATTEMPTS

Total Cases	Prison 27%	Probation 52%	Jail* 14%	Other** 7%
27,294	7,419	14,122	3,702	2,051
5,263	462	3,493	738	570
445	88	261	61	35
48	4	34	8	2
147	36	88	13	10
11	2	6	2	1
88	30	31	16	11
14	1	10	3	
7		6	1	
2		2		
11	4	6	1	
1			1	
3	2	1		
23	4	11	6	2
451	56	308	75	12
154	25	98	28	3
1	1			
127	10	88	29	
1		1		
4		2	1	1
25	3	13	7	2
28	5	14	4	5
5		5		
2		2		
2	1	1		
4	1	1	2	
3	1	1	1	
774	125	433	114	102
90	6	70	11	3
41	2	31	7	1
4		1	3	
105	17	61	21	6
27	2	20	5	
207	17	124	37	29
31	4	19	6	2
1		1		
2	1	1		
50	8	32	9	1
4		4		

**NOTE: Be sure to check for related offense codes when examining a particular type of crime. They may or may not be in sequential order or even on the same page.**

# A2a 2003 Criminal Court Dispositions by Offense and Type of Disposition — Non-Assaultive Offenses

Page Four of Eleven

Compiled Laws	Offense	Maximum
TOTAL COUNTS		VIOLETIONS ATTEMPTS
750.157W1C1	Financial Trans Device - Fraud Betw \$1K & <\$20K	5 ATTEMPTS
750.15911	Criminal Enterprise - Conducting	20 ATTEMPTS
750.160	Dead Bodies - Disinterment & Mutilation	10 ATTEMPTS
750.161	Desertion & Non-Support	3 ATTEMPTS
750.165	Refusing to Support Spouse or Children	4 ATTEMPTS
750.174	Embezzle - Agt, Serv, Emp, Trustee	10 ATTEMPTS
750.174A4A	Embezzlement - Vulnerable Adult Betw \$1K & <\$20K	5 ATTEMPTS
750.174A5A	Embezzlement - Vulnerable Adult Over \$20K	10 ATTEMPTS
750.174-B	Embezzlement - Agent or Trustee Over \$100	10 ATTEMPTS
750.1744A	Embezzlement - Agent or Trustee Betw \$1K & <\$20K	5 ATTEMPTS
750.1744B	Embezzle - Agent or Trustee - Betw \$200 & <\$1K, 2nd Off	5 ATTEMPTS
750.1745A	Embezzlement - Agent or Trustee \$20K or More	10 ATTEMPTS
750.175	Embezzle - Public Officer, Agent, Servant Over \$50	10 ATTEMPTS
750.176	Embezzle - Administrator/Executor/ Guardian	10 ATTEMPTS
750.1772A	Embezzlement - Mortgagor >\$20K	10 ATTEMPTS
750.180	Embezzlement - Financial Institutions	20 ATTEMPTS
750.181	Embezzlement - Jointly Held Property	10 ATTEMPTS
750.1814A	Embezzlement - Jointly Held Property Betw \$1K & <\$20K	5 ATTEMPTS
750.1815A	Embezzlement - Jointly Held Property >\$20K	10 ATTEMPTS
750.183-A	Escape - Aiding Prisoner - Felony	7 ATTEMPTS
750.186A	Escape from Juvenile Facility	4 ATTEMPTS
750.193	Break, Escape or Attempt to Break, Escape Prison	5 ATTEMPTS
750.1951	Escape from Misdemeanor Jail Sentence	2 ATTEMPTS
750.1952	Escape - From Felony Jail Sentence	4 ATTEMPTS
750.1971	Escape Awaiting Trial For Misdemeanor	2 ATTEMPTS

Total Cases	Prison 27%	Probation 52%	Jail* 14%	Other** 7%
27,294	7,419	14,122	3,702	2,051
5,263	462	3,493	738	570
8	1	4	3	
34	17	14	3	
1		1		
9	7	2		
79	13	59	7	
31	7	23	1	
300	24	259	17	
316	9	304	3	
6	1	2	3	
22	4	17		1
2		2		
6		6		
2		2		
30	12	6	9	3
7	3	2	2	
449	45	321	21	62
97	8	81	2	6
8		5	3	
115	23	86	3	3
25	1	24		
6		5	1	
1		1		
1		1		
26		7		19
2		2		
1			1	
2	2			
1		1		
4	3		1	
3	1	2		
6	3	3		
4	1	2	1	
54	44	3	7	
6	4	1	1	
21	1	8	12	
31	18	3	8	2
3	1		2	
4	1	2	1	

**NOTE: Be sure to check for related offense codes when examining a particular type of crime. They may or may not be in sequential order or even on the same page.**

# A2a 2003 Criminal Court Dispositions by Offense and Type of Disposition — Non-Assaultive Offenses

Page Five of Eleven

Compiled Laws	Offense	Maximum
TOTAL COUNTS		VIOLETIONS ATTEMPTS
750.1972	Escape - Awaiting Trial for Felony	4
		ATTEMPTS
750.199A	Absconding or Forfeiting Bond	4
		ATTEMPTS
750.217B	False Personation - Utility Worker	2
		ATTEMPTS
750.218	False Pretenses w/Int to Defraud	10
		ATTEMPTS
750.218-B	False Pretenses - Over \$100	10
		ATTEMPTS
750.2184A	False Pretenses - \$1,000 or More, Less Than \$20,000	5
		ATTEMPTS
750.2184B	False Pretenses - Between \$200 - \$1K 2nd Offense	5
		ATTEMPTS
750.2185A	False Pretenses - \$20K or More	10
		ATTEMPTS
750.2185B	False Pretenses - Betw \$1K & <\$20K 3rd Offense	10
		ATTEMPTS
750.219A2C1	Telephone - Avoid Payment Betw \$1K & <\$20K	5
		ATTEMPTS
750.219E	Financial Institution, Unauthorized Credit Application	4
		ATTEMPTS
750.224	Weapons - Dangerous Weapon Sale/Poss	5
		ATTEMPTS
750.224A	Weapon - Taser, Poss or Sale	4
		ATTEMPTS
750.224B	Weapon - Short-Barrel Shotgun/Rifle	5
		ATTEMPTS
750.224F	Weapon - Firearm, Poss by Felon	5
		ATTEMPTS
750.2241-A	Weapon - Dangerous Weapon - Misc	5
		ATTEMPTS
750.2241-B	Weapon - Dangerous Weapon - Gas Eject Dev	5
		ATTEMPTS
750.226	Carry Weapon w/Unlawful Intent	5
		ATTEMPTS
750.227	Carrying Concealed Weapons	5
		ATTEMPTS
750.227B	Felony Firearm	10
		ATTEMPTS
750.227B-A	Weapons - Felony Firearm	2
		ATTEMPTS
750.227B-B	Weapons - Felony Firearm - 2nd Offense	5
		ATTEMPTS
750.227C	Poss of Loaded Firearm in Vehicle	2
		ATTEMPTS
750.227F	Body Armor - Wear During Violent Crime	4
		ATTEMPTS
750.227G9A	Body Armor - Poss/Use by Violent Felon	4
		ATTEMPTS

Total Cases	Prison 27%	Probation 52%	Jail* 14%	Other** 7%
27,294	7,419	14,122	3,702	2,051
5,263	462	3,493	738	570
37	29	4	4	
6	2	1	3	
128	51	31	46	
18	3	4	11	
1			1	
6	2	2	2	
4		3	1	
31	13	11	7	
7	3	3	1	
195	44	129	13	9
52	1	42	4	5
1	1			
59	8	48	3	
10	2	2	3	3
1		1		
2		2		
1	1			
21	3	16	2	
5		5		
1			1	
30	6	14	3	7
18		14	3	1
47	7	30	5	5
6	1	3	1	1
707	457	178	72	
33	6	15	11	1
42	6	20	6	10
16	1	8	6	1
1				1
74	37	25	10	2
2		1		1
1,213	250	606	237	120
807	15	559	109	124
35	31	4		
1		1		
553	492	50	2	9
2	2			
66	5	44	13	4
2	1	1		
2		2		

NOTE: Be sure to check for related offense codes when examining a particular type of crime. They may or may not be in sequential order or even on the same page.

# A2a 2003 Criminal Court Dispositions by Offense and Type of Disposition — Non-Assaultive Offenses

Page Six of Eleven

Compiled Laws	Offense	Maximum
TOTAL COUNTS		Violations Attempts
750.230	Weapons - Firearms, Altering ID Marks	2
750.232A3	Weapons - Firearms, False App	4
750.248	Forgery of Records, Other Instruments	14
750.248A	Financial Transaction Device - Utter & Publish	4
750.249	Uttering & Publishing	14
750.249A	Financial Transaction Device - Forgery	4
750.250	Forgery of State Warrant	7
750.251	Forgery of Bank Bills/Promissory Notes	7
750.252	Counterfeit Notes Poss w/Int to Utter & Publish	7
750.253	Uttering & Publishing Counterfeit Bills or Notes	5
750.254	Forged Bills, Notes, Possession w/Int to Utter & Publish	5
750.255	Counterfeiting - Possession of Tools	10
750.260	Counterfeiting - Coins/Poss of More than 5	LIFE
750.261	Counterfeiting - Coins/Poss of Less than 5	10
750.2633	Counterfeiting - Del/Poss w/False ID Mark 2nd Offense	5
750.280	Gross Frauds & Cheats at Common Law	10
750.282	Public Utility - Fraudulent Use	4
750.282B	Public Utility - Fraudulent Use >\$500	4
750.285	Obtain Personal Identity Info w/o Permission	5
750.300A	Food Stamps - Fraud	10
750.300A1C	Food Stamps - Fraud Over \$1,000	10
750.303B	Gaming Room Permitting for Gain	MISD
750.356	Larceny	10
750.356-A	Larceny - Over \$100 (obsolete)	5
750.356A	Larceny, Motor Vehicle	10

Total Cases	Prison 27%	Probation 52%	Jail* 14%	Other** 7%
27,294	7,419	14,122	3,702	2,051
5,263	462	3,493	738	570
4	1	2	1	
2		2		
330	97	180	33	20
39	6	27	4	2
10	2	6	1	1
4	1	3		
2,273	616	1,232	307	118
683	62	474	108	39
1	1			
4		3	1	
9	1	5	3	
1		1		
2			1	1
2				2
5	1	3	1	
36	1	19	9	7
8		6	2	
13	1	5	5	2
2		1	1	
1	1			
2		1		1
5	3	1	1	
1		1		
1		1		
3	2	1		
1			1	
3		3		
4		4		
112	22	79	6	5
10		7	2	1
1			1	
3	3			
1		1		
1			1	
8	1	2	5	
1			1	
9	2	4	3	
38	5	14	11	8
13	2	5	2	4

NOTE: Be sure to check for related offense codes when examining a particular type of crime. They may or may not be in sequential order or even on the same page.



# A2a 2003 Criminal Court Dispositions by Offense and Type of Disposition — Non-Assaultive Offenses

Page Seven of Eleven

Compiled Laws	Offense	Maximum
TOTAL COUNTS		VIOLATIONS ATTEMPTS
750.356A-B	Breaking and Entering - A Vehicle Steal Prop. Over \$5	5 ATTEMPTS
750.356A-C	Breaking and Entering - A Vehicle (with Damage)	5 ATTEMPTS
750.356A1	Larceny - From a Motor Vehicle	5 ATTEMPTS
750.356A2C1	Breaking and Entering - A Vehicle Steal Prop. \$1K - <\$20K	5 ATTEMPTS
750.356A2C2	Breaking and Enter Vehicle - Steal Betw \$200-\$1K 2nd Offense	5 ATTEMPTS
750.356A2D1	Breaking and Entering - A Vehicle Steal Prop. \$20K+	10 ATTEMPTS
750.356A3	Breaking and Entering - A Vehicle (with Damage)	5 ATTEMPTS
750.356B	B & E Coin Operated Telephone	4 ATTEMPTS
750.356C	Retail Fraud - 1st Degree	5 ATTEMPTS
750.3562A	Larceny - \$20,000 or More	10 ATTEMPTS
750.3562B	Larceny - \$1,000 Or More but Less Than \$20,000 - 3rd Off	10 ATTEMPTS
750.3563A	Larceny - \$1,000 Or More But Less Than \$20,000	5 ATTEMPTS
750.3563B	Larceny - \$200 Or More But Less Than \$1,000 - 2nd Offense	5 ATTEMPTS
750.357	Larceny from Person	10 ATTEMPTS
750.357A	Larceny Livestock	4 ATTEMPTS
750.357B	Firearms - Stealing of Another	5 ATTEMPTS
750.360	Larceny in Building	4 ATTEMPTS
750.362	Larceny By Conversion	10 ATTEMPTS
750.362-A	Larceny - By Conversion Over \$100 (obsolete)	5 ATTEMPTS
750.362A	Fail to Return Rented Property	10 ATTEMPTS
750.362AA	Failure to Return Rented Property Over \$100 (obsolete)	2 ATTEMPTS
750.362A2A	Failure to Return Rented Property Over \$20,000	10 ATTEMPTS
750.362A3A	Failure to Return Rented Property Betw \$1K & <\$20K	5 ATTEMPTS
750.3622A	Larceny by Conversion \$20K+	10 ATTEMPTS
750.3623A	Larceny - By Conversion Betw \$1K and <\$20K	5 ATTEMPTS

Total Cases	Prison 27%	Probation 52%	Jail* 14%	Other** 7%
27,294	7,419	14,122	3,702	2,051
5,263	462	3,493	738	570
10	8		2	
4	1		3	
12	3	3	6	
599	86	259	101	153
110	9	62	14	25
52	13	26	5	8
6	1	4		1
3	2	1		
1		1		
2	1	1		
1		1		
504	100	226	90	88
74	1	40	17	16
5	1	4		
8		5	2	1
775	233	327	195	20
60	4	36	18	2
11	1	8	1	1
4	1	1		2
1	1			
265	56	127	31	51
49	2	37	7	3
11	4	3	1	3
373	123	184	48	18
87	20	47	14	6
4	1	1		2
91	29	38	11	13
9	2	4		3
1,517	321	737	306	153
404	27	271	73	33
8	1	4	3	
4		3	1	
12	12			
2	1	1		
2		1	1	
5		5		
5		5		
24	1	14	9	
12		12		
16	8	6	2	
1		1		
98	18	69	9	2
24	1	18	4	1

**NOTE: Be sure to check for related offense codes when examining a particular type of crime. They may or may not be in sequential order or even on the same page.**

# A2a 2003 Criminal Court Dispositions by Offense and Type of Disposition — Non-Assaultive Offenses

Page Eight of Eleven

Compiled Laws	Offense	Maximum
TOTAL COUNTS		VIOLETIONS ATTEMPTS
750.363	Larceny by False Personation	10 ATTEMPTS
750.3633A	Larceny by False Personation Betw \$1K & <\$20K	5 ATTEMPTS
750.3673A	Larceny - Trees & Shrubs Betw \$1K & <\$20K	5 ATTEMPTS
750.377	Malicious Destruction of Animals	4 ATTEMPTS
750.377A	Malicious Destruction of Personal Property	10 ATTEMPTS
750.377AA	Malicious Destruction of Personal Property (obsolete)	4 ATTEMPTS
750.377A1A1	Malicious Destruction of Personal Property \$20K+	10 ATTEMPTS
750.377A1B1	Mal Destr. of Personal Property Betw \$1K & <\$20K	5 ATTEMPTS
750.377A1B2	Mal Destr. of Personal Property Betw \$200 & <\$1K 2nd Off	5 ATTEMPTS
750.380A	Malicious Destruction of Building Over \$100 (obsolete)	4 ATTEMPTS
750.3802A	Malicious Destruction of Building Over \$20K	10 ATTEMPTS
750.3803A	Malicious Destruction of Building Betw \$1K & <\$20K	5 ATTEMPTS
750.3803B	Mal Destr. of Building Betw \$200 and <\$1K, 2nd Offense	5 ATTEMPTS
750.3821C1	Malicious Destr. - Trees, etc. Betw \$1K & <\$20K	5 ATTEMPTS
750.383A	Malicious Destruction of Utility Property	4 ATTEMPTS
750.3872	Malicious Destr. Tombs/Memorials	5 ATTEMPTS
750.3875A	Malicious Destr. Tombs/Memorials Betw \$1K & <\$20K	5 ATTEMPTS
750.411A1B	False Report of a Felony	4 ATTEMPTS
750.411A2	False Bomb Threat	10 ATTEMPTS
750.411A3A	False Report/Threat - Bomb, Harmful Materials	4 ATTEMPTS
750.411L	Money Laundering - 4th Degree	MISD ATTEMPTS
750.411M	Money Laundering - 3rd Degree	5 ATTEMPTS
750.413	Unlawfully Driving Away an Automobile	5 ATTEMPTS
750.414	Unlawful Use Auto w/o Intent to Steal	2 ATTEMPTS
750.415	MV Conceal or Misrep ID w/Intent (Misd. or Felony)	10 ATTEMPTS

Total Cases	Prison 27%	Probation 52%	Jail* 14%	Other** 7%
27,294	7,419	14,122	3,702	2,051
5,263	462	3,493	738	570
2	1	1		
3		2		1
3		1	1	1
2	1	1		
1			1	
8	1	2	5	
2			2	
12	4	1	7	
1			1	
8	2	3	1	2
276	34	158	25	59
48	4	38	4	2
6		5		1
2		2		
7	4		3	
2		1	1	
10		4		6
77	9	49	4	15
16		12	1	3
2		1	1	
1		1		
11	2	2	1	6
1		1		
5	2	3		
1		1		
2		2		
6	1	3	2	
218	30	139	25	24
59	1	46	8	4
4	1	2	1	
1		1		
25		10	5	10
5		5		
1		1		
1		1		
960	331	389	156	84
278	16	154	70	38
602	90	313	163	36
1	1			

**NOTE: Be sure to check for related offense codes when examining a particular type of crime. They may or may not be in sequential order or even on the same page.**

# A2a 2003 Criminal Court Dispositions by Offense and Type of Disposition — Non-Assaultive Offenses

Page Nine of Eleven

Compiled Laws	Offense	Maximum
TOTAL COUNTS		VIOLETIONS ATTEMPTS
750.4152	MV Conceal or Misrep ID w/Intent to Misdemeanor (Felony)	4
750.4155	MV Poss w/Int Del False Vehicle ID Plates/Labels	4
750.422	Perjury - Court Proceeding	15
750.422B	Perjury - Court Proceeding	15
750.423	Perjury - Wilfully Swear Falsely (Not Court Proceeding)	15
750.424B	Perjury - Subornation, Court Proceeding	15
750.425	Incite or Procure to Commit Perjury	5
750.425-B	Incite/Procure Perjury - Court Proceeding	5
750.439	Polygamy	4
750.451	Prostitution	2
750.451-B	Prostitution - 3rd Offense (Obsolete)	2
750.451-D	Prostitution - 3rd or Subs Offense	2
750.452	Keeping House of Ill Fame	5
750.457	Accept Earnings of Prostitute	20
750.478A2	Public Officer - Attempt Obstruct Official Duties	MISD
750.483A4B	Interference Police Investigation - Crime, Threaten Inj/Death	1
750.483A6A	Tamper with Evidence	4
750.483A6B	Tamper with Evidence, Case Max >10 years	10
750.49-A	Animals - Fighting	4
750.49-B	Animals - Attending Fight	4
750.49-C	Animals - Fighting, Poss of Equipment	4
750.490	Unlawful Use of Public Funds	2
750.491	Mutilating/Removing Public Records	2
750.492A1A	Medical Records - False Info on Charts - Care Provider	4
750.50B	Animals - Killing/Torturing	4

Total Cases	Prison 27%	Probation 52%	Jail* 14%	Other** 7%
27,294	7,419	14,122	3,702	2,051
5,263	462	3,493	738	570
36	5	21	6	4
7		7		
3	1	2		
1		1		
11	5	3	3	
1		1		
1				1
1	1			
1	1			
3	2	1		
1			1	
2		1	1	
29	3	12	14	
25	1	15	9	
1		1		
1			1	
3	3			
1		1		
2		2		
2	1	1		
2		2		
2	1		1	
3	1	2		
2			1	1
1			1	
2		2		
1		1		
1		1		
1		1		
28	6	9	13	
6		4	2	

NOTE: Be sure to check for related offense codes when examining a particular type of crime. They may or may not be in sequential order or even on the same page.

# A2a 2003 Criminal Court Dispositions by Offense and Type of Disposition — Non-Assaultive Offenses

Page Ten of Eleven

Compiled Laws	Offense	Maximum
TOTAL COUNTS		VIOLETIONS ATTEMPTS
750.505	Common Law Offense, No Express Penalty	5
750.505-A	Obstruction of Justice	5
750.505-B	Accessory After the Fact to Felony	5
750.505C	Common Law Offenses	5
750.535	Stolen Property - Receiving and Concealing	10
750.535-A	Stolen Property - Receiving & Concealing Over \$100 (obsolete)	5
750.535A	Motor Vehicles - Operating a Chop Shop	10
750.535A2	Motor Vehicles - Operating a Chop Shop	10
750.535B	Weapons, Firearms - Receiving & Concealing	10
750.5352	Stolen Property - Receiving/Concealing	10
750.5352A	Stolen Property - Rec & Conc \$20K+	10
750.5352B	Stolen Prop - Rec & Conc >\$20K 3rd or Subs	10
750.5353A	Stolen Property - Rec & Conc Betw \$1K & <\$20K	5
750.5353B	Stolen Prop - Rec & Conc Betw \$200 & <\$1K, 2nd Offense	5
750.5357	Stolen Property - Rec & Conceal Motor Vehicle	5
750.539C	Eavesdropping Upon Private Conversation	2
750.539D	Eavesdropping - Installing Device	2
750.540	Cut, Break, Tap Wire or Cable	2
750.540C1	Telephone - Counterfeit Device Avoid Payment	4
750.540C2A	Telephone - Counterfeit Device Avoid Payment	4
752.1003	False Health Care Claims	4
752.10031	Health Care Fraud - False Claim	4
752.10032	Health Care Fraud - Medically Unnecessary Treatment	4
752.10033	Health Care Fraud - False Statement	4
752.10034	Health Care Fraud - False Statement To Receive Treatment	4

Total Cases	Prison 27%	Probation 52%	Jail* 14%	Other** 7%
27,294	7,419	14,122	3,702	2,051
5,263	462	3,493	738	570
1		1		
20	7	9	4	
4		4		
101	25	58	9	9
7	1	5		1
3		1	2	
23	2	6	13	2
31	15	6	10	
2	2			
34	1	14	17	2
6		2	4	
38	7	28	1	2
2		1		1
85	31	38	6	10
17	3	13	1	
1		1		
142	30	85	13	14
44	2	27	1	14
4	2	1		1
1		1		
1,240	295	639	178	128
297	26	179	27	65
7	4	1	2	
2		2		
325	87	196	9	33
217	4	124	7	82
1			1	
9	1	7		1
105	17	61	24	3
9		8		1
3		3		
1		1		
2		2		
10	1	9		
2	2			
10	2	5	3	
1		1		

NOTE: Be sure to check for related offense codes when examining a particular type of crime. They may or may not be in sequential order or even on the same page.

# A2a 2003 Criminal Court Dispositions by Offense and Type of Disposition — Non-Assaultive Offenses

Page Eleven of Eleven

Compiled Laws	Offense	Maximum
TOTAL COUNTS		VIOLETIONS ATTEMPTS
752.1005	Health Care Fraud - Conspiracy	10
		ATTEMPTS
752.10542	Copy Audio/Video For Gain - Felony	5
		ATTEMPTS
752.543	Unlawful Assembly	5
		ATTEMPTS
752.796	Computers - Use to Commit Crime	20
		ATTEMPTS
752.7971C1	Computers - Commit Crime Betw \$1K & <\$20K	5
		ATTEMPTS
752.7972A	Computers - Unauthorized Access	5
		ATTEMPTS
752.7973C	Computers - Use to Commit Crime, Penalty Betw 2-4 Yr	4
		ATTEMPTS
752.7973D	Computers - Use to Commit Crime, Penalty Betw 4-10 Yr	7
		ATTEMPTS
752.7973E	Computers - Use to Commit Crime Penalty Betw 10-20 Yr	10
		ATTEMPTS
752.811	Break & Enter - Coin-Operated Device	3
		ATTEMPTS
752.811A	Break & Enter - Coin-Operated Device	3
		ATTEMPTS
752.811B	Break & Enter - Poss Tool to Open Coin-Operated Device	3
		ATTEMPTS
767A.91A	Prosecutor's Investigative Subpoena - Perjury - Other Felony	15
		ATTEMPTS
767A.91B	Prosecutor's Investigative Subpoena - Perjury Felony - Life Sent	LIFE
		ATTEMPTS
800.281	Prisons - Contraband	5
		ATTEMPTS
800.2811	Prisons - Furnish Contraband to Prisoner in Prison	5
		ATTEMPTS
800.2813	Prisons - Bringing Contraband Into	5
		ATTEMPTS
800.2814	Prisons - Prisoner Possessing Contraband	5
		ATTEMPTS
800.2834	Prisons - Prisoner Possessing Weapon	5
		ATTEMPTS
801.2622	Jail - Prisoner Possess Weapon	1
		ATTEMPTS
801.2631	Jail - Furnish Contraband to Prisoner	1
		ATTEMPTS
801.2632	Jails - Prisoner Possessing Contraband	5
		ATTEMPTS

Total Cases	Prison 27%	Probation 52%	Jail* 14%	Other** 7%
27,294	7,419	14,122	3,702	2,051
5,263	462	3,493	738	570
2		2		
9		8	1	
11	2	6		3
3				3
2				2
1	1			
12	1	9	1	1
1		1		
7		5	2	
1		1		
3		2		1
1		1		
17	4	12	1	
3	2	1		
3		1	2	
101	19	48	18	16
12	1	4	3	4
4	3	1		
1		1		
2	1	1		
1		1		
1	1			
6	3	2	1	
2	1	1		
11	2	6	1	2
6	2	2	2	
24	20	2	2	
9	7		2	
28	27		1	
12	11		1	
5	2		3	
2	1		1	
3	1	2		
3		3		
21	6	6	9	
3		1	1	1

NOTES: Be sure to check for related offense codes when examining a particular type of crime. They may or may not be in sequential order or even on the same page.

Offenders may have multiple dispositions.

\* Includes Fine, Restitution, and Costs.

\*\* Includes Delayed and Suspended Sentences and HYTA Probation.

SOURCE: Basic Information Reports (BIR).

# A2b 2003 Criminal Court Dispositions by Offense and Type of Disposition — Drug Offenses

Page One of Three

Compiled Laws	Offense	Maximum	
TOTAL COUNTS	VIOLATIONS	ATTEMPTS	
333.17766C1	Ephedrine/Pseudoephedrine	Poss >12g ATTEMPTS	2
333.73413	Controlled Sub - Imitation - Mfg. or Distribution	ATTEMPTS	2
333.7401	Contr. Sub - Mfg, Del, Poss	ATTEMPTS	LIFE
333.7401B3A	Controlled Sub - Mfg, Del, Poss GBL	ATTEMPTS	7
333.7401B3B	Controlled Sub - Possess GBL	ATTEMPTS	2
333.7401C2A	Controlled Sub - Operate/Maintain A Lab	ATTEMPTS	10
333.7401C2B	Contr. Sub - Operate Lab Near Minor	ATTEMPTS	20
333.7401C2C	Controlled Sub - Op/Maintain Lab Involve Hazardous Waste	ATTEMPTS	20
333.7401C2D	Controlled Sub - Manufac Near Church/School	ATTEMPTS	20
333.7401C2E	Controlled Sub - Op/Maintain Lab Involve Firearm	ATTEMPTS	25
333.74011	Controlled Sub - Mfg, Del, Poss or Prescribe	ATTEMPTS	LIFE
333.74012A	Controlled Sub - Mfg, Del, Poss (Narcotic or Cocaine)	ATTEMPTS	LIFE
333.74012A1	Controlled Sub - Mfg, Del, Poss - 1000 or More Grams	ATTEMPTS	LIFE
333.74012A2	Controlled Sub - Mfg, Del, Poss 450-999g	ATTEMPTS	30
333.74012A3	Controlled Sub - Mfg, Del, Poss 50-449g	ATTEMPTS	20
333.74012A4	Controlled Sub - Mfg, Del, Poss <50 Grams	ATTEMPTS	20
333.74012B	Contr. Sub - Mfg, Del, Poss, Sch 1-3, Methamphetamine	ATTEMPTS	20
333.74012B-A	Contr. Sub - Mfg, Del, Poss (Sch 1,2,3 ex Marij & Cocaine)	ATTEMPTS	7
333.74012BB	Contr. Sub - Mfg, Del, Poss (Subs add Sch 1,2,3 by Rule)	ATTEMPTS	7
333.74012B1	Controlled Sub - Mfg, Del, Poss Methamphetamine	ATTEMPTS	20
333.74012C	Contr. Sub - Mfg, Del, Poss, (Sch 4, or Added by Rule)	ATTEMPTS	4
333.74012C-A	Controlled Sub - Mfg, Del, Poss, (Sch 4)	ATTEMPTS	4
333.74012C-B	Contr. Sub - Mfg, Del, Poss (Added to Sch 4 by Board Rule)	ATTEMPTS	4
333.74012D	Controlled Sub - Mfg, Del, Poss (Sch 5)	ATTEMPTS	2
333.74012D1	Controlled Sub - Mfg, Del, Poss, 45 Kg+ Marijuana	ATTEMPTS	15

Total Cases	Prison 20%	Probation 60%	Jail* 17%	Other** 3%
13,328	2,655	7,926	2,277	470
2,859	187	2,087	396	189
8		7	1	
96	15	48	32	1
6		3	3	
4		3		1
6		4	2	
128	35	76	15	2
29	5	22	2	
8	5	3		
1	1			
26	16	6	3	1
1	1			
44	29	13		2
2		2		
2	2			
4		3	1	
37	5	17	15	
6		2	4	
39	38		1	
1			1	
60	53	3	4	
215	187	21	7	
12	3	5	3	1
2,697	1,013	1,394	271	19
1,101	137	755	125	84
6	1	3	2	
1			1	
195	40	107	27	21
18		15	1	2
29	1	18	5	5
3		2		1
115	69	41	3	2
15		11	1	3
2			2	
1		1		
35	1	23	8	3
2		2		
1		1		
1		1		
6	1	3	1	1
102	10	74	14	4
7		4	3	

NOTE: Be sure to check for related offense codes when examining a particular type of crime. They may or may not be in sequential order or even on the same page.

# A2b 2003 Criminal Court Dispositions by Offense and Type of Disposition — Drug Offenses

Page Two of Three

Compiled Laws	Offense	Maximum
TOTAL COUNTS		VIOLATIONS ATTEMPTS
333.74012D2	Controlled Sub - Mfg, Del, Poss Marijuana 5 - <45 Kg	7
333.74012D3	Controlled Sub - Mfg, Del, Poss, Marijuana <5 Kg	4
333.74012E	Controlled Sub - Mfg, Del, Poss, Schedule 5	2
333.74012F	Prescription Forms Mfg, Del, Poss	7
333.74022A	Contr. Sub - Mfg, Del, Poss Counterfeit (Narc or Methamphet.)	10
333.74022B	Contr. Sub - Mfg, Del, Poss Counterfeit (Sch. 1, 2, 3)	5
333.74022D	Contr. Sub - Mfg, Del, Poss Counterfeit (Sch 5)	2
333.74022E	Contr. Sub - Mfg, Del, Poss Analogue	15
333.7403	Controlled Sub - Possession	LIFE
333.74032A	Controlled Sub - Possession Narc. or Cocaine	LIFE
333.74032A1	Controlled Sub - Poss 1000g+ Narc. or Cocaine	LIFE
333.74032A2	Controlled Sub - Poss 450-999g Narc. or Cocaine	30
333.74032A3	Controlled Sub - Poss 50-449g Narc. or Cocaine	20
333.74032A4	Controlled Sub - Poss 25-49g Narc. or Cocaine	4
333.74032A5	Controlled Sub - Poss Less 25g Narc. or Cocaine	4
333.74032B	Controlled Sub - Poss Analogues, Sch 1-4 or Methamphet.	10
333.74032B-A	Controlled Sub - Possession/ Analogues	2
333.74032B-B	Contr. Sub - Poss (Sub Added to Sch 1-4, by Rule)	2
333.74032B1	Controlled Sub - Possession Methamphetamine	10
333.74032D	Controlled Sub - Poss Marijuana	MISD
333.7405A	Controlled Sub - Prescription Violation	MISD
333.7405D	Contr. Sub - Maintain or Keep Drug House	2
333.74071A	Controlled Sub Licensee Distribute w/o Order Form	4
333.74071C	Controlled Sub - Obtain by Fraud	4
333.74071G	Controlled Sub - Counterfeit Prescription Form	4

Total Cases	Prison 20%	Probation 60%	Jail* 17%	Other** 3%
13,328	2,655	7,926	2,277	470
2,859	187	2,087	396	189
25	9	11	4	1
8		7	1	
2,601	310	1,628	380	283
516	13	364	75	64
3	1	1	1	
8	2	6		
2		2		
3	1		2	
2		1	1	
1	1			
3		2	1	
4		1	3	
8	1	1	6	
5		3	2	
3	3			
10	9	1		
14	9	2	3	
53	16	25	12	
4		2	2	
5,092	613	3,240	1,172	67
977	17	776	155	29
6	1	5		
439	21	302	93	23
49	4	34	11	
428	45	306	73	4
59	7	43	8	1
1		1		
2		2		
457	54	326	60	17
1		1		
185	14	134	29	8
80	3	63	10	4
9	1	7	1	
5		3	2	

NOTE: Be sure to check for related offense codes when examining a particular type of crime. They may or may not be in sequential order or even on the same page.

# A2b 2003 Criminal Court Dispositions by Offense and Type of Disposition — Drug Offenses

Page Three of Three

Compiled Laws	Offense	Maximum
TOTAL COUNTS		VIOLETIONS ATTEMPTS
333.7410	Contr. Sub - Delivery to Minor/Poss on School Property	60 ATTEMPTS
333.74101A	Controlled Sub - Deliver to Minor <50g	40 ATTEMPTS
333.74101-B	Contr. Sub - Delivery to Minor (Sch 1-3 ex Marij/Cocaine)	14 ATTEMPTS
333.74101-D	Contr. Sub - Delivery to Minor (Sch. 4 & Marijuana)	8 ATTEMPTS
333.74101-G	Contr. Sub - Delivery GBL to Minor	14 ATTEMPTS
333.74102-A	Contr. Sub - Del on School Prop (Narc. or Cocaine) <50g	60 ATTEMPTS
333.74103	Contr. Sub - Poss w/Int on School Prop (Narc/Cocaine) <50g	40 ATTEMPTS
333.74104-A	Contr. Sub - Poss on School Prop (Narc. or Cocaine) <25g	8 ATTEMPTS
333.74104-B	Controlled Sub - Poss on School Prop (Sch 1,2,3,4)	4 ATTEMPTS
333.74104-D	Controlled Sub - Possess Marijuana on School Property	2 ATTEMPTS

Total Cases	Prison 20%	Probation 60%	Jail* 17%	Other** 3%
13,328	2,655	7,926	2,277	470
2,859	187	2,087	396	189
1			1	
3	3			
3	2		1	
7	3	3	1	
1		1		
1		1		
1	1			
13	9	4		
1		1		
1	1			
3			2	1
17		10	3	4

**NOTE:** Be sure to check for related offense codes when examining a particular type of crime. They may or may not be in sequential order or even on the same page.

Offenders may have multiple dispositions.

\* Includes Fine, Restitution, and Costs.

\*\* Includes Delayed and Suspended Sentences and HYTA Probation.

SOURCE: Basic Information Reports (BIR).



# A2c 2003 Criminal Court Dispositions by Offense and Type of Disposition — Assaultive Offenses

Page One of Eight

Compiled Laws	Offense	Maximum
TOTAL COUNTS		VIOLATIONS ATTEMPTS
257.602A2	Peace Officer - Fleeing/Vehicle Code - 4th Degree	2
257.602A3	Peace Officer - Fleeing/Vehicle Code - 2nd Offense	5
257.602A3-A	Peace Officer - Fleeing/Vehicle Code - 3rd Degree	5
257.602A4	Peace Officer - Fleeing/Vehicle Code - 2nd Degree	10
257.602A4-A	Peace Officer - Fleeing/Vehicle Code - Cause Serious Inj	10
257.602A5	Peace Officer - Fleeing/Vehicle CD 1st Degree	15
257.6173	Fail to Stop at Accident - At Fault Death Resulting	15
257.6254	Operating - Under the Influence Causing Death	15
257.6255	OUIL - Causing Incapacitating Injury	5
257.6255-A	Operating - Under the Influence Causing Serious Injury	5
257.6259B	Operate-Allow Intox Operate Resulting	5
257.626C	Felonious Driving	2
257.653A3	Emergency Vehicle - Careless Inj Resulting	2
257.9044	Operate - License Suspend/Revoked Cause Death	15
257.9045	Operate - License Suspend/Revoked Cause Serious Injury	5
257.9047-A	Operate - Allow Suspend to Cause Serious Injury	2
257.9047-B	Operate - Allow Suspend to Cause Death	5
259.183	Aircraft - Unlawful Tampering/Taking	5
259.80F3	Aircraft - Poss/Place Dangerous Weapon	10
287.3232	Animals, Dangerous Causing Serious Injury	4
324.51510	Fires - Willfully Set Forests	10
324.80172	Marine Safety, Negligence Causing Injury/Death	2
324.801765	Marine Safety, OUIL Cause Serious Injury	5
324.82126C	Snowmobiles - Operate Cause Injury/Death	2
333.5210	AIDS - Sexual Penetration with Uninformed Partner	4

Total Cases	Prison 49%	Probation 36%	Jail* 11%	Other** 4%
15,747	7,718	5,656	1,777	596
1,526	316	954	203	53
392	54	213	118	7
16	1	11	4	
2		1	1	
627	189	316	104	18
73	2	57	7	7
2	1		1	
35	21	11	3	
1			1	
1	1			
9	9			
59	55	4		
4	4			
1	1			
138	43	92	2	1
9		9		
1		1		
28	4	24		
2		1		1
11	9	2		
19	9	9	1	
1		1		
2		2		
3		3		
1		1		
1		1		
4		4		
3		3		
2		2		
1		1		
1				1
3	1	1		1

**NOTE: Be sure to check for related offense codes when examining a particular type of crime. They may or may not be in sequential order or even on the same page.**

# A2c 2003 Criminal Court Dispositions by Offense and Type of Disposition — Assaultive Offenses

Page Two of Eight

Compiled Laws	Offense	Maximum
TOTAL COUNTS		VIOLATIONS ATTEMPTS
333.7401A	Controlled Sub. Del w/Intent Commit CSC	20 ATTEMPTS
436.17012	Alcohol - Sell/Furnish to Minor, Death Resulting	10 ATTEMPTS
722.675	Distributing Obscene Matter to Minor	2 ATTEMPTS
750.10A	Sexually Delinquent	LIFE ATTEMPTS
750.110A2	Home Invasion - 1st Degree	20 ATTEMPTS
750.1227B	Witness - Intimidate, Criminal Case Max >10 years	10 ATTEMPTS
750.1227C	Witness - Intimidate, Threaten Inj/Death	15 ATTEMPTS
750.13	Entice Away Female Under 16	10 ATTEMPTS
750.135	Child Abuse - Abandonment	10 ATTEMPTS
750.136B2	Child Abuse - 1st Degree	15 ATTEMPTS
750.136B3	Child Abuse - 2nd Degree	4 ATTEMPTS
750.136B4	Child Abuse - 3rd Degree	2 ATTEMPTS
750.145A-A	Accost - Solic Child-Immoral Purposes	4 ATTEMPTS
750.145C2	Child Sexually Abusive Activity	20 ATTEMPTS
750.145C3	Child Sex Abuse Activity - Distribute or Promote	7 ATTEMPTS
750.145C4A	Child Sex Abusive Materials - Possess	4 ATTEMPTS
750.145D2D	Computers - Commit Crime w/Term betw 4 - 10 Years	10 ATTEMPTS
750.145D2E	Computers - Commit Crime w/Term betw 10 - 15 Years	15 ATTEMPTS
750.145D2F	Computer/Internet - Comm w/ Other to Plan Crime	20 ATTEMPTS
750.145N3	Abuse Vulnerable Adult - 3rd Degree	2 ATTEMPTS
750.157B	Solicit to Murder, Other Felony	LIFE ATTEMPTS
750.157B2	Solicit to Murder	LIFE ATTEMPTS
750.157C	Solicit, Minor to Commit Felony	LIFE ATTEMPTS
750.158	Sodomy	15 ATTEMPTS
750.197C	Assault Employee and/or Escape Jail Through Violence	4 ATTEMPTS

Total Cases	Prison 49%	Probation 36%	Jail* 11%	Other** 4%
15,747	7,718	5,656	1,777	596
1,526	316	954	203	53
1	1			
1		1		
8	1	3	4	
26	19	7		
570	396	105	25	44
133	33	77	16	7
5	3	2		
1	1			
6	3	2		1
1		1		
8	4	2	1	1
2		2		
1		1		
32	25	6	1	
1		1		
119	24	88	6	1
11		11		
161	7	127	24	3
25	7	16	1	1
7		4	3	
73	55	13	4	1
1	1			
8	2	6		
13		13		
1		1		
5	2	2	1	
1		1		
34	16	15	2	1
7	6	1		
2	1	1		
2	2			
4	4			
1		1		
1			1	
19	16	2	1	
7	7			

**NOTE: Be sure to check for related offense codes when examining a particular type of crime. They may or may not be in sequential order or even on the same page.**

# A2c 2003 Criminal Court Dispositions by Offense and Type of Disposition — Assaultive Offenses

Page Three of Eight

Compiled Laws	Offense	Maximum
TOTAL COUNTS		VIOLATIONS ATTEMPTS
750.197CA	Assault Prison Employee	4
750.197CB	Escape - Jail Through Violence	4
750.201	Explosives - Illegal Transport	5
750.204A	Explosives - Sending w/Int to Frighten	5
750.2072A	Explosives - Place Near Property	15
750.209-A	Explosives - Poss w/Intent to Terrorize	10
750.209-B	Explosives - Place Offensive Subs w/Int To Alarm	5
750.210	Explosives - Possession of a Bomb w/Unlawful Intent	LIFE
750.211A2A	Explosives - Poss of Molotov Cocktail/Other Expl.	15
750.211A2B	Explosives - Poss Molotov Cocktail Causing Property Damage	20
750.211A2C	Explosives - Poss Molotov Cocktail Cause Injury	25
750.213	Extortion	20
750.224D2	Weapon, Chemical Type	2
750.234A	Firearm - Discharge from a Vehicle	4
750.234B	Firearm - Discharge In/At Dwelling	4
750.2411	Fireman - Obstructing	4
750.316	First Degree Murder	LIFE
750.316-A	Murder - First Degree - Premeditated	LIFE
750.316-B	Murder - Felony	LIFE
750.316-C	Murder - Open - Statutory Short Form	LIFE
750.317	Second Degree Murder	LIFE
750.321	Manslaughter	15
750.321-A	Manslaughter - Statutory Short Form	15
750.321-C	Manslaughter - Involuntary	15
750.321-E	Manslaughter with Motor Vehicle	15

Total Cases	Prison 49%	Probation 36%	Jail* 11%	Other** 4%
15,747	7,718	5,656	1,777	596
1,526	316	954	203	53
72	54	8	9	1
12	9	3		
1	1			
3				3
2	1	1		
1		1		
2		2		
1		1		
8	3	2		3
1			1	
11	2	1	2	6
7	1	2	2	2
3	2	1		
1	1			
28	23	4	1	
7	4		3	
6	1	3	2	
16	8	5	3	
60	33	22	4	1
2		2		
1		1		
11	11			
99	99			
61	61			
16	15		1	
228	228			
12	8	2	2	
36	35	1		
1	1			
30	21	6	3	
3	2	1		
26	23	3		
3	2	1		

NOTE: Be sure to check for related offense codes when examining a particular type of crime. They may or may not be in sequential order or even on the same page.

# A2c 2003 Criminal Court Dispositions by Offense and Type of Disposition — Assaultive Offenses

Page Four of Eight

Compiled Laws	Offense	Maximum
TOTAL COUNTS		VIOLATIONS ATTEMPTS
750.324	Negligent Homicide	2
750.329	Death - Firearm without Malice	15
750.335A	Indecent Exposure (Sexually Delinquent Person)	LIFE
750.338	Gross Indecency Between Males - Commit/Procure	5
750.338B	Gross Indecency Male and Female - Commit/Procure	5
750.349	Kidnapping	LIFE
750.350	Kidnapping - Child Enticement	LIFE
750.377B	Mal Destr. Police or Fire Dept Property	4
750.377C	Malicious Destruction of School Bus Intentional	5
750.397	Mayhem w/Int Disfigure/Maim	10
750.411H2B	Stalking a Minor	5
750.411i	Stalking - Aggravated	5
750.411i2B	Stalking a Minor - Aggravated	10
750.411S2A	Computers, Post Harass/Threat Message	2
750.411S2B	Computers, Post Harass/Threat Message Aggr Circumstance	5
750.455	Prostitution/Pandering	20
750.459	Prostitution - Transporting Female (perhaps compel)	20
750.479	Obstruct/Resist Public Officer Serving/Executing Process	20
750.479-A	Public Officer - Resist & Obstruct Serve Process/Order	2
750.479-B	Police Officer - Resist & Obstruct	2
750.479A	Police Officer - Fleeing	15
750.479A-B	Peace Officer - Resist Arrest Injury Inflicted	2
750.479A2	Police Officer - Fleeing 4th Degree	2
750.479A3	Police Officer - Fleeing 3rd Degree	5
750.479A4-A	Police Officer - Fleeing (Penal Code) - 2nd Degree	10

Total Cases	Prison 49%	Probation 36%	Jail* 11%	Other** 4%
15,747	7,718	5,656	1,777	596
1,526	316	954	203	53
113	8	95	3	7
4	3			1
9	9			
6	2	2	2	
2		2		
28	8	14	4	2
3		2	1	
63	60		3	
17	5	8	4	
3	3			
3		2	1	
241	66	118	41	16
100	6	72	19	3
2		1	1	
1	1			
1		1		
2		2		
1		1		
210	73	120	16	1
19	5	12	2	
1	1			
1		1		
1	1			
10	7	1	2	
7	7			
153	26	74	48	5
5	1	3	1	
477	170	149	152	6
1			1	
16	3	7	6	
296	59	138	67	32
598	258	214	87	39
46	8	31	4	3
19	13	3	3	

**NOTE: Be sure to check for related offense codes when examining a particular type of crime. They may or may not be in sequential order or even on the same page.**

# A2c 2003 Criminal Court Dispositions by Offense and Type of Disposition — Assaultive Offenses

Page Five of Eight

Compiled Laws	Offense	Maximum
TOTAL COUNTS		VIOLATIONS ATTEMPTS
750.479B	Peace Officer - Disarming	10
750.479B1	Peace Officer - Disarming Non-Firearm	4
750.479B2	Peace Officer - Disarming Firearm	10
750.4792	Public Officer - Resist & Obstruct Official Duties	2
750.4793	Public Officer - Resist & Obstruct Cause Injury	4
750.483A2B	Interference Crime Report - Threaten Inj/Death	10
750.50C7	Police Animal - Injure/Harass While Commit Crime	2
750.520B	CSC - 1st Degree - Multiple Variables	LIFE
750.520B1A	CSC - 1st Degree - Person Under 13	LIFE
750.520B1B	CSC - 1st Degree - Relationship	LIFE
750.520B1C	CSC - 1st Degree - During Felony	LIFE
750.520B1D	CSC - 1st Degree - Accomplices	LIFE
750.520B1E	CSC - 1st Degree - Weapon Used	LIFE
750.520B1F	CSC - 1st Degree - Personal Injury	LIFE
750.520B1H	CSC - 1st Degree - Mentally Disabled-Relation	LIFE
750.520C	CSC - 2nd Degree - Multiple Variables	15
750.520C1A	CSC - 2nd Degree - Person Under 13	15
750.520C1B	CSC - 2nd Degree - Relationship	15
750.520C1C	CSC - 2nd Degree - During Felony	15
750.520C1D	CSC - 2nd Degree - Accomplices	15
750.520C1E	CSC - 2nd Degree - Weapon Used	15
750.520C1F	CSC - 2nd Degree - Personal Injury	15
750.520C1G	CSC - 2nd Degree - Injury to Incap. Victim	15
750.520C1H	CSC - 2nd Degree - Mentally Disabled-Relation	15
750.520C1i	CSC - 2nd Degree - State Prisoner	15

Total Cases	Prison 49%	Probation 36%	Jail* 11%	Other** 4%
15,747	7,718	5,656	1,777	596
1,526	316	954	203	53
13	2	3	8	
3		2	1	
1			1	
2		2		
9	9			
22	9	8	4	1
62	19	24	14	5
6	3	3		
1		1		
3	2	1		
2		1		1
3	2	1		
166	164	1	1	
2	2			
433	429	2	2	
17	9	7		1
78	78			
7	5	1		1
36	36			
1	1			
16	16			
22	21		1	
38	38			
3	1	2		
6	6			
173	86	78	4	5
16	1	13	1	1
585	400	159	17	9
78	25	51	2	
97	67	25	3	2
15	4	11		
5	4	1		
6	2	2		2
3	3			
5	3	1	1	
22	20	2		
3	2	1		
7	4	3		
1			1	
7	3	4		
2		2		
1	1			

NOTE: Be sure to check for related offense codes when examining a particular type of crime. They may or may not be in sequential order or even on the same page.

# A2c 2003 Criminal Court Dispositions by Offense and Type of Disposition — Assaultive Offenses

Page Six of Eight

Compiled Laws	Offense	Maximum
TOTAL COUNTS		VIOLATIONS ATTEMPTS
750.520C1L	CSC - 2nd Degree - State Prisoner (Juvenile)	15 ATTEMPTS
750.520D	CSC - 3rd Degree - Multiple Variables	15 ATTEMPTS
750.520D1A	CSC - 3rd Degree - Person 13 Through 15	15 ATTEMPTS
750.520D1B	CSC - 3rd Degree - Force or Coercion	15 ATTEMPTS
750.520D1C	CSC - 3rd Degree - Incapacitated Victim	15 ATTEMPTS
750.520D1D	CSC - 3rd Degree - Incest	15 ATTEMPTS
750.520E	CSC, 4th Degree - Multiple Variables	2 ATTEMPTS
750.520E1A	CSC - 4th Degree - Force or Coercion	2 ATTEMPTS
750.520E1A-A	CSC - 4th Degree - Person 13 Through 15	2 ATTEMPTS
750.520E1B	CSC - 4th Degree - Incapacitated Victim	2 ATTEMPTS
750.520E1G	CSC - 4th Degree - Incest	2 ATTEMPTS
750.520G1	CSC - Assault with Intent to Commit Sexual Penetration	10 ATTEMPTS
750.520G2	CSC - Assault with intent to Commit CSC, 2nd Degree	5 ATTEMPTS
750.529	Robbery - Armed	LIFE ATTEMPTS
750.529A	Car Jacking	LIFE ATTEMPTS
750.530	Robbery - Unarmed	15 ATTEMPTS
750.531	Robbery, Bank/Safe/Vault	LIFE ATTEMPTS
750.531-A	Bank Robbery	LIFE ATTEMPTS
750.531-B	Safe Breaking	LIFE ATTEMPTS
750.532	Seduction	5 ATTEMPTS
750.543M	Terrorism - Threat or False Report	20 ATTEMPTS
750.72	Burning Dwelling House	20 ATTEMPTS
750.72-A	Arson - Dwelling House	20 ATTEMPTS
750.72-B	Arson - Dwelling House Curtilage	20 ATTEMPTS
750.73	Arson - Real Property	10 ATTEMPTS

Total Cases	Prison 49%	Probation 36%	Jail* 11%	Other** 4%
15,747	7,718	5,656	1,777	596
1,526	316	954	203	53
1		1		
119	93	13	2	11
24	7	12	4	1
347	283	10	13	41
131	41	74	10	6
91	83	4	2	2
19	6	9	3	1
11	9	2		
5	2	3		
17	16		1	
1	1			
174	33	112	27	2
300	59	185	43	13
186	44	107	23	12
42	8	29	3	2
15	5	8	2	
154	91	54	9	
4	1	2	1	
71	34	32	5	
5		4	1	
746	736	6	4	
23	12	9	1	1
81	80		1	
13	8	4	1	
504	276	165	22	41
31	3	20	8	
3	2	1		
59	51	7	1	
3	2	1		
68	44	21	1	2
12	4	7	1	
44	3	27	3	11
3		3		
2	2			
8	2	2	3	1
74	60	10	3	1
19	4	11	3	1
5	4	1		
2	1		1	
51	22	18	5	6
10	3	5	2	

NOTE: Be sure to check for related offense codes when examining a particular type of crime. They may or may not be in sequential order or even on the same page.

# A2c 2003 Criminal Court Dispositions by Offense and Type of Disposition — Assaultive Offenses

Page Seven of Eight

Compiled Laws	Offense	Maximum
TOTAL COUNTS		VIOLATIONS
		ATTEMPTS
750.74	Arson - Personal Property	10 ATTEMPTS
750.74B	Arson - Personal Property Over \$50 (obsolete)	4 ATTEMPTS
750.741C1	Arson - Real/Personal Property Betw \$1K & <\$20K	5 ATTEMPTS
750.741D1	Arson - Personal Property \$20K+	10 ATTEMPTS
750.75	Arson - Insured Property	10 ATTEMPTS
750.77	Arson - Preparing to Burn	10 ATTEMPTS
750.77-B	Arson - Prepare to Burn Real or Pers Prop >\$50 (obsolete)	4 ATTEMPTS
750.771C1	Arson - Prepare to Burn Property Betw \$1K & <\$20K	5 ATTEMPTS
750.771D1	Arson - Prepare to Burn Prop \$20K+	10 ATTEMPTS
750.78	Arson - Setting Fire to Woods/ Prairies/Grounds	4 ATTEMPTS
750.81A3	Domestic Violence - Aggravated 2nd Offense	2 ATTEMPTS
750.81C2	Assault & Battery - Against FIA Employee	2 ATTEMPTS
750.81D1	Resist/Obstruct/Assault Peace Officer	2 ATTEMPTS
750.81D2	Resist/Obstruct/Assault Peace Officer - Cause Injury	4 ATTEMPTS
750.81D3	Resist/Obstruct/Assault Peace Officer - Cause Serious Injury	15 ATTEMPTS
750.814	Domestic Violence 3rd Offense	2 ATTEMPTS
750.82	Felonious Assault	4 ATTEMPTS
750.822	Asslt w/Dangerous Weapon - Weapon-Free School Zone	4 ATTEMPTS
750.83	Asslt w/Int to Commit Murder	LIFE ATTEMPTS
750.84	Asslt w/Int Gr Bod Hrm Less Murder	10 ATTEMPTS
750.86	Assault w/Intent to Maim	10 ATTEMPTS
750.87	Asslt w/Intent to Commit Felony	10 ATTEMPTS
750.88	Asslt w/Intent to Rob & Steal Unarmed	15 ATTEMPTS
750.89	Asslt w/Intent to Rob & Steal Armed	LIFE ATTEMPTS
750.90DA	Miscarriage - OUIL Accident Against Pregnant Individual	15 ATTEMPTS

Total Cases	Prison 49%	Probation 36%	Jail* 11%	Other** 4%
15,747	7,718	5,656	1,777	596
1,526	316	954	203	53
2	1	1		
4	2	2		
48	14	28	3	3
15	1	11	1	2
4	2	1		1
1	1			
16	5	8	1	2
2		2		
2			2	
1		1		
2			2	
13		9	4	
2		1		1
11	3	7		1
2		2		
2			1	1
46	6	29	11	
4	4			
1,458	311	770	306	71
141	44	74	18	5
22	2	14	6	
3	3			
369	82	167	120	
2,028	596	1,051	278	103
441	38	314	79	10
3		2		1
183	181	2		
1			1	
655	424	188	22	21
51	17	27	4	3
5	2	2	1	
17	10	4	2	1
4		2	2	
65	28	24	6	7
4		3	1	
170	139	25	2	4
1	1			
1	1			

**NOTE: Be sure to check for related offense codes when examining a particular type of crime. They may or may not be in sequential order or even on the same page.**

# A2c 2003 Criminal Court Dispositions by Offense and Type of Disposition — Assaultive Offenses

Page Eight of Eight

Compiled Laws	Offense	Maximum
	TOTAL COUNTS	VIOLETIONS ATTEMPTS
750.91	Attempt to Murder	LIFE
		ATTEMPTS
752.191	Felonious Driving	2
		ATTEMPTS
752.542	Incite to Riot	10
		ATTEMPTS
752.861	Weapons - Firearms, Careless Use Causing Injury/Death	2
		ATTEMPTS
767.61A	Offense by Sexually Delinquent Person	LIFE
		ATTEMPTS

Total Cases	Prison 49%	Probation 36%	Jail* 11%	Other** 4%
15,747	7,718	5,656	1,777	596
1,526	316	954	203	53
1	1			
18	6	9	3	
2	1			1
2		2		
12	2	8	1	1
2	1	1		

**NOTES: Be sure to check for related offense codes when examining a particular type of crime. They may or may not be in sequential order or even on the same page.**

Offenders may have multiple dispositions.

\* Includes Fine, Restitution, and Costs.

\*\* Includes Delayed and Suspended Sentences and HYTA Probation.

SOURCE: Basic Information Reports (BIR).



---

# Prison Commitments

# B

This section provides data on prison intake — the number and characteristics of new prisoners received into the Department’s institutions and camps.

Tables B1a and B1b exclude one category of intake, called *additional sentence imposed*. Additional sentence imposed is excluded from these tables because rather than being new offenders admitted into the system, these are prisoners who are already incarcerated and then receive an additional sentence, either because of a crime committed while incarcerated or because of later sentencing on a previous pending charge.

All of the other tables and charts in this section *include* the additional sentence imposed category.

Tables B1a through B1c compare prison intake for 2003 with intake and various other data for past years.

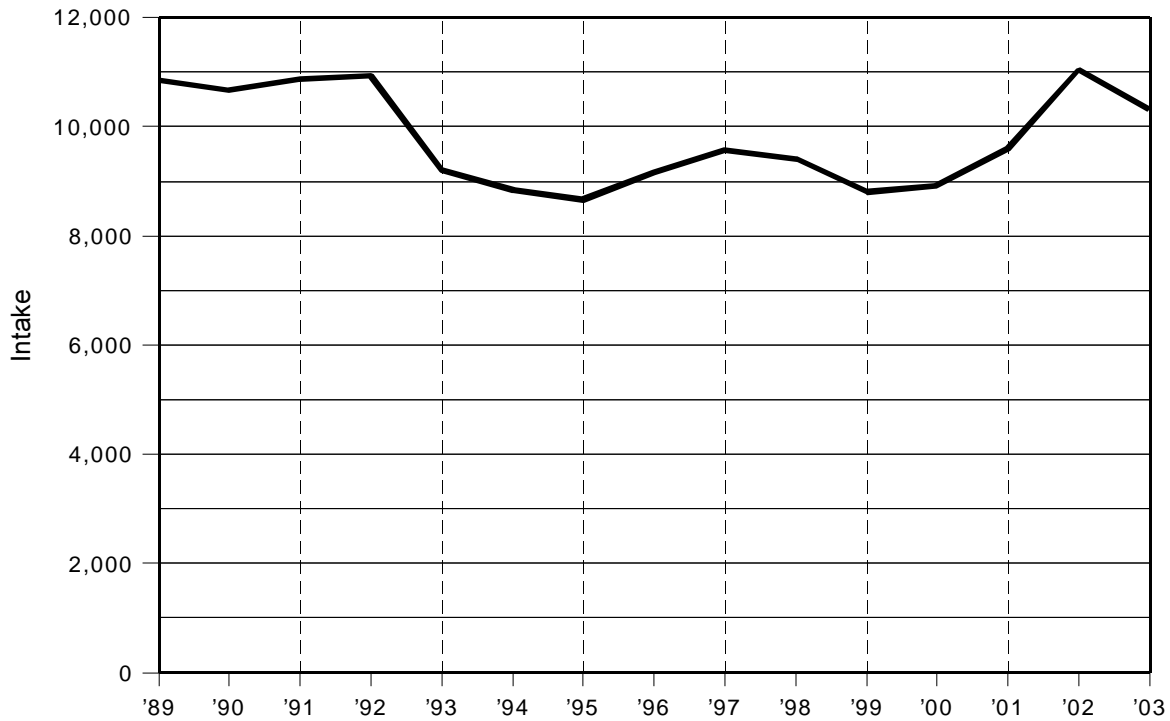
Table B2 shows all 2003 prison intake broken down by minimum sentence and offense. Tables B2a through B2c show the information in Table B2 broken down by major crime categories (i.e., non-assaultive, drug and assaultive). Table B3 shows *female* intake broken down by minimum sentence and offense.

The crimes in the B2 series of tables and the B3 table are sorted by Michigan Compiled Law (MCL) numbers and Prosecuting Attorney’s Coordinating Council (PACC) codes (the sort order used since 1999). Since this sort order keeps sequential codes together, similar crimes are not consolidated. This level of detail provides much richer information, but the reader must be careful to watch for related codes when attempting to examine the prison intake frequency and minimum term distribution for a particular type of crime. For example, nine separate offense codes now appear for the crime of first degree criminal sexual conduct (750.520B-- ) because each code represents a specific characteristic of the offense.

Tables B4a through B7 summarize commitments to prison broken down by various other characteristics — including age, race, gender, commitment type, and major crime type.

# B1a Annual Prison Intake (Excluding “Additional Sentence Imposed”) Calendar Years 1989 - 2003

Year	Admissions to Prison	Numerical Change	Percent Change
1989	10,870	---	---
1990	10,674	(196)	(1.8)
1991	10,883	209	2.0
1992	10,943	60	0.6
1993	9,219	(1,724)	(15.8)
1994	8,845	(374)	(4.1)
1995	8,667	(178)	(2.0)
1996	9,169	502	5.8
1997	9,584	415	4.5
1998	9,424	(160)	(1.7)
1999	8,809	(615)	(6.5)
2000	8,922	113	1.3
2001	9,610	688	7.7
2002	11,050	1,440	15.0
2003	10,313	(737)	(6.7)

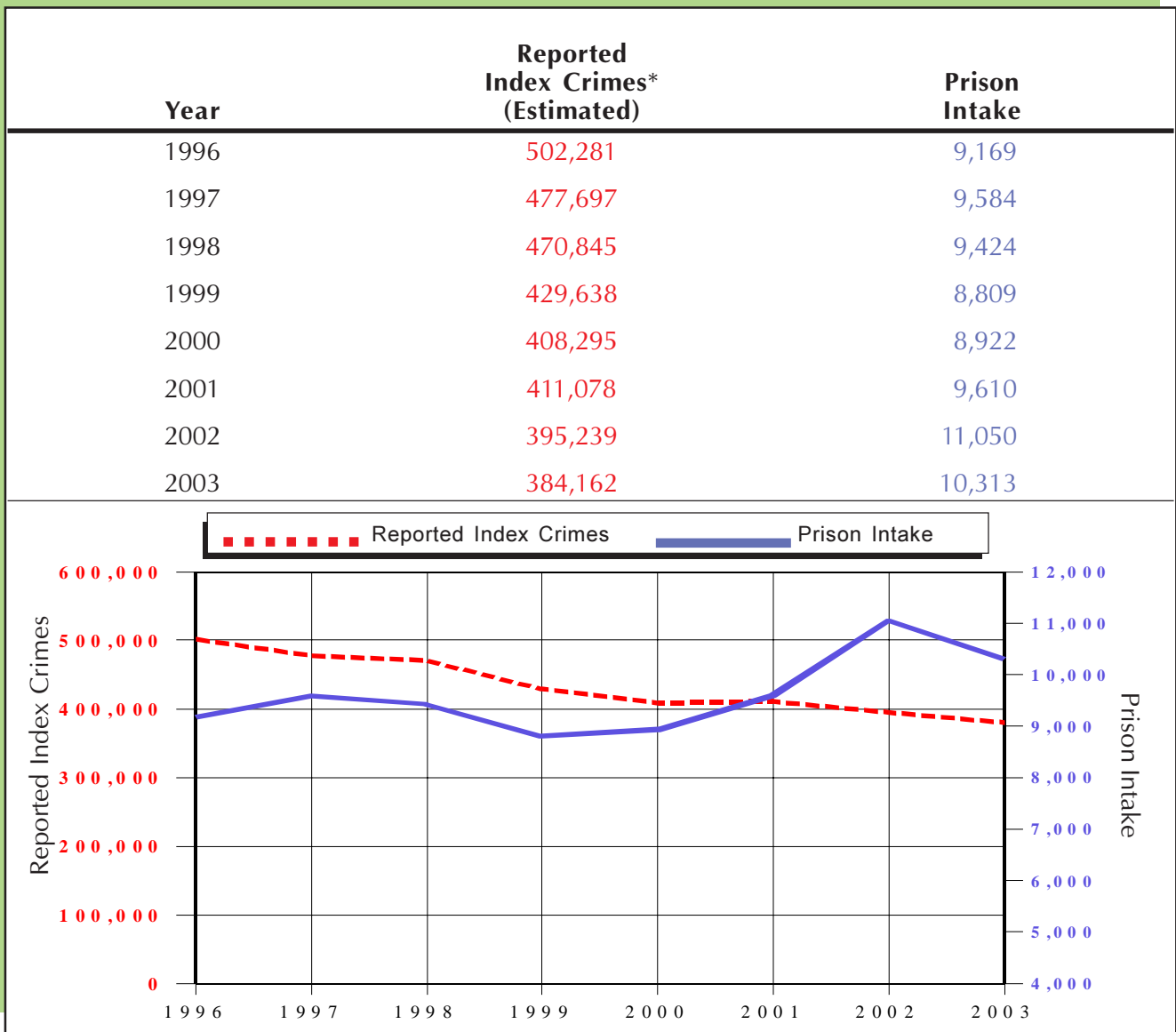


Source: Corrections Management Information System (CMIS).

# B1b Reported Index Crimes and Prison Intake (Excluding "Additional Sentence Imposed")

Calendar Years 1996 - 2003

This chart was modified in 1999 from previous years to accommodate a change in reporting from the Michigan State Police. The MSP changed its process for reporting index crimes in the 1999 UCR report and generated estimates back through 1995 for continuity. State index crime totals are now calculated by combining actual figures with estimates of missing data, using an estimation process adapted from that used by the FBI. The MSP's estimation process is designed to help ensure an accurate portrayal of crime trends, and minimize fluctuations due to reporting discrepancies.



[Sources] Reported Index Crimes: Michigan State Police (MSP) 2003 Uniform Crime Report (UCR).  
Prison Intake: Corrections Management Information System (CMIS)

\*Index crimes include murder, rape, robbery, aggravated assault, burglary, larceny, motor vehicle theft, and arson.

# B1c Total Prisoner Population, Prison Commitments, and Michigan Census: 1944 - 2003

Year	Total Prisoner Population*	Prison Commitments (Inc. Add. Sentence Imposed)	Michigan Census
1944	7,506	2,205	5,377,329
1945	7,391	2,353	5,435,092
1946	7,830	2,460	5,708,415
1947	8,239	2,529	6,069,000
1948	8,124	2,588	6,195,000
1949	8,519	3,165	6,352,000
1950	8,727	3,061	6,371,766
1951	9,176	3,041	6,545,000
1952	8,774	2,779	6,708,000
1953	8,870	3,530	6,852,000
1954	8,912	3,386	7,024,000
1955	9,571	3,270	7,236,000
1956	9,547	3,601	7,516,000
1957	10,071	3,588	7,803,000
1958	10,138	3,890	7,866,000
1959	10,334	3,667	7,960,000
1960	9,622	3,706	7,823,194
1961	9,550	4,123	7,903,000
1962	9,197	3,832	7,939,000
1963	8,338	3,990	8,030,000
1964	8,264	3,741	8,100,000
1965	7,345	3,280	8,199,283
1966	6,754	3,088	8,314,070
1967	7,037	3,719	8,615,000
1968	7,743	3,950	8,675,000
1969	8,409	4,169	8,734,000
1970	9,079	4,907	8,875,083
1971	9,547	5,446	8,996,000
1972	8,471	4,734	9,013,475
1973	7,874	4,114	9,061,000
1974	8,630	5,172	9,094,000
1975	10,855	6,218	9,092,000
1976	11,737	6,596	9,100,000
1977	13,824	7,071	9,138,000
1978	14,944	6,681	9,181,000
1979	15,063	5,843	9,207,000
1980	15,148	6,212	9,262,078
1981	14,923	6,138	9,270,000
1982	15,082	6,409	9,227,300
1983	14,508	6,897	9,050,282
1984	14,658	7,154	9,262,044
1985	17,744	7,767	9,170,000
1986	20,739	8,289	9,143,600
1987	23,977	9,092	9,205,800
1988	27,720	10,759	9,300,100
1989	31,834	12,760	9,273,300
1990	34,209	12,099	9,295,287
1991	36,293	12,179	9,395,022
1992	38,628	12,191	9,470,323
1993	38,942	10,299	9,529,240
1994	40,501	9,751	9,584,481
1995	41,112	9,523	9,659,871
1996	42,349	10,047	9,739,184
1997	44,771	10,575	9,785,450
1998	45,879	10,433	9,820,231
1999	46,617	9,656	9,863,775
2000	47,718	9,743	9,938,444
2001	48,849	10,498	9,990,817
2002	50,591	12,138	10,050,446
2003	49,357	11,167	10,079,985 (est.)

[Sources] Prisoner Population: Prisoner Census Report. Commitments: Corrections Management Information System (CMIS). Michigan Census: U.S. Census Bureau: State and County QuickFacts.

\*Total Prisoner Population includes prisoners in the institutions and camps, the SAI - Prison program and Community Residential Programs.

# B2 2003 Commitments by Minimum Term Distribution for Men and Women — All Offenses

*Includes Additional Sentences Imposed*  
Page One of Eighteen

B - 5

GRAND TOTALS*		
	VIOLATIONS	
	ATTEMPTS	
	Max. Penalty	
28.729	Sex Offender - Fail to Register	4
	ATTEMPTS	
28.7291B	Sex Offender - Fail to Register	7
	2nd Offense	ATTEMPTS
257.254	MV Code - Intent to Pass False Title	10
	ATTEMPTS	
257.257	License Documents/Plates Forgery	5
	ATTEMPTS	
257.602A	Peace Officer - Fleeing Vehicle Code	15
	ATTEMPTS	
257.602A2	Peace Officer - Fleeing/Vehicle Code 4th Degree	2
	ATTEMPTS	
257.602A3-A	Peace Officer - Fleeing/Vehicle Code 3rd Degree	5
	ATTEMPTS	
257.602A4	Peace Officer - Fleeing/Vehicle Code 2nd Degree	10
	ATTEMPTS	
257.602A4-A	Peace Officer - Fleeing/Vehicle Code - Cause Serious Injury	10
	ATTEMPTS	
257.602A5	Peace Officer - Fleeing/Vehicle Code 1st Degree	15
	ATTEMPTS	
257.617	Fail to Stop at Accident - Serious Impairment/Death Rslt	5
	ATTEMPTS	
257.6173	Fail to Stop at Accident - At Fault Rslt Death	15
	ATTEMPTS	
257.620	Fail to Stop after Collision	MISD
	ATTEMPTS	
257.624A	Alcohol - Open Container in Vehicle	MISD
	ATTEMPTS	
257.6251	Operate - Addict or Intox	5
	ATTEMPTS	
257.6251-A	Operating - OUIL/Per Se	MISD
	ATTEMPTS	
257.62510C	Operating - OWI - 3rd Offense	5
	ATTEMPTS	
257.6253-A	Operating Impaired	MISD
	ATTEMPTS	
257.6254	Operating - Under the Influence Causing Death	15
	ATTEMPTS	

TOTAL	.5	1	1.5	2	2.5	3	3.5	4	4.5	5	10	15	20	25	>25	LIFE	AVG
11,167	280	1,697	2,143	2,782	684	796	272	322	162	345	832	302	163	78	82	154	3.3
10,545	233	1,561	1,984	2,657	645	769	257	322	161	345	832	302	163	78	82	154	3.4
549	47	136	159	125	39	27	15		1								1.5
25	1	6	9	6		2		1									1.5
3		1	2														1.2
2		1	1														1.1
2				1		1											2.4
2			1	1													1.6
1				1													1.9
20		5	11	3		1											1.3
110	5	36	25	30	8	2	2	2									1.5
1					1												2.4
16		5	2	3		3	1			1	1						2.4
1												1					7.0
15		1	5	5	1	1		1			1						2.2
2			1			1											2.1
1				1													2.0
1			1														1.5
1				1													2.0
12	1	3	3	5													1.4
4			2		1		1										2.0
3			1	2													1.7
49			1	7	12	6	1	7	3	4	8						3.6
1							1										3.3

NOTE: Be sure to check for related offense codes when examining a particular type of crime. They may or may not be in sequential order or even on the same page.

# B2 2003 Commitments by Minimum Term Distribution for Men and Women — All Offenses

*Includes Additional Sentences Imposed*  
Page Two of Eighteen

B - 6

GRAND TOTALS*		
VIOLATIONS		
ATTEMPTS		
Max. Penalty		
257.6255-A	Operating - Under the Influence Causing Serious Injury	5 ATTEMPTS
257.6256	Operating - OUIL/Per Se 3rd (Felony)	5 ATTEMPTS
257.6256-A	Operating a Vehicle - Minor	MISD ATTEMPTS
257.6256B	Operating - OUIL/Per Se/OWI - 2nd Offense	1 ATTEMPTS
257.6256D	Operating - OUIL/Per Se/OWI - 3rd Offense	5 ATTEMPTS
257.6257A2	Operating OUIL/Occupant <16, 2nd Offense	5 ATTEMPTS
257.903	Motor Vehicle Code - False Certification	5 ATTEMPTS
257.9041B	Operate - Allow Suspend/ Revoked to Operate	MISD ATTEMPTS
257.9041C	Operate - Allow Suspend/Revoked to Operate - 2nd Offense	1 ATTEMPTS
257.9044	Operate - License Suspend/Revoked Cause Death	15 ATTEMPTS
257.9045	Operate - License Suspend/Revoked Cause Serious Injury	5 ATTEMPTS
333.16294	Health Prof - Unauthorized Practice Felony	4 ATTEMPTS
333.73413	Controlled Sub - Imitation - Mfg. or Distribution	2 ATTEMPTS
333.7401	Contr. Sub - Mfg, Del, Poss	LIFE ATTEMPTS
333.7401C2A	Controlled Sub - Operate/Maintain A Lab	10 ATTEMPTS
333.7401C2B	Contr. Sub - Operate Lab Near Minor	20 ATTEMPTS
333.7401C2C	Controlled Sub - Op/Maintain Lab Involve Hazardous Waste	20 ATTEMPTS
333.7401C2D	Controlled Sub - Manufac Near Church/School	20 ATTEMPTS
333.7401C2E	Controlled Sub - Op/Maintain Lab Involve Firearm	25 ATTEMPTS

TOTAL	.5	1	1.5	2	2.5	3	3.5	4	4.5	5	10	15	20	25	>25	LIFE	AVG
11,167	280	1,697	2,143	2,782	684	796	272	322	162	345	832	302	163	78	82	154	3.3
10,545	233	1,561	1,984	2,657	645	769	257	322	161	345	832	302	163	78	82	154	3.4
549	47	136	159	125	39	27	15		1								1.5
26		1	4	14	2	2	3										2.0
3			1	1	1												2.0
1							1										3.3
1		1															1.0
683	6	87	189	247	56	62	24	10			2						1.8
1				1													2.0
12		2	2	5	1		1	1									2.0
2	1		1														0.7
1				1													1.7
1																	2.0
4		2	1		1												1.4
4					1			1		1	1						4.8
4				1	1	1		1									2.8
2			1			1											1.9
12	1	4	5	2													1.2
1				1													2.0
18			5	8		3	1			1							2.2
1							1										3.3
4				1	2						1						3.5
1				1													1.9
14		1	3	1				1			4	4					4.3
1				1													2.0
18			1	4	1	5		1	2		4						3.8
2					1						1						5.1

NOTE: Be sure to check for related offense codes when examining a particular type of crime. They may or may not be in sequential order or even on the same page.

# B2 2003 Commitments by Minimum Term Distribution for Men and Women — All Offenses

*Includes Additional Sentences Imposed*  
Page Three of Eighteen

B - 7

		GRAND TOTALS*																	
		VIOLATIONS																	
		ATTEMPTS																	
		Max. Penalty																	
333.74012A	Controlled Sub - Mfg, Del, Poss (Narcotic or Cocaine)	LIFE ATTEMPTS																	
333.74012A1	Controlled Sub - Mfg, Del, Poss 1000 or More Grams	LIFE ATTEMPTS																	
333.74012A2	Controlled Sub - Mfg, Del, Poss 450-999g	30 ATTEMPTS																	
333.74012A3	Controlled Sub - Mfg, Del, Poss 50-449g	20 ATTEMPTS																	
333.74012A4	Controlled Sub - Mfg, Del, Poss <50 Grams	20 ATTEMPTS																	
333.74012B	Contr. Sub - Mfg, Del, Poss, Sch 1-3, Methamphetamine	20 ATTEMPTS																	
333.74012B-A	Contr. Sub - Mfg, Del, Poss (Sch 1,2,3 ex Marij & Cocaine)	7 ATTEMPTS																	
333.74012B1	Controlled Sub - Mfg, Del, Poss Methamphetamine	20 ATTEMPTS																	
333.74012C-A	Controlled Sub - Mfg, Del, Poss, (Sch 4)	4 ATTEMPTS																	
333.74012D	Controlled Sub - Mfg, Del, Poss (Sch 5)	2 ATTEMPTS																	
333.74012D1	Controlled Sub - Mfg, Del, Poss, 45 Kg+ Marijuana	15 ATTEMPTS																	
333.74012D2	Controlled Sub - Mfg, Del, Poss Marijuana 5 - <45 Kg	7 ATTEMPTS																	
333.74012D3	Controlled Sub - Mfg, Del, Poss Marijuana <5 Kg	4 ATTEMPTS																	
333.74012F	Prescription Forms Mfg, Del, Poss	7 ATTEMPTS																	
333.74032A1	Controlled Sub - Poss 1000g+ Narc. or Cocaine	LIFE ATTEMPTS																	
333.74032A2	Controlled Sub - Poss 450-999g Narc. or Cocaine	30 ATTEMPTS																	
333.74032A3	Controlled Sub - Poss 50-449g Narc. or Cocaine	20 ATTEMPTS																	
333.74032A4	Controlled Sub - Poss 25-49g Narc. or Cocaine	4 ATTEMPTS																	
333.74032A5	Controlled Sub - Poss Less 25g Narc. or Cocaine	4 ATTEMPTS																	

TOTAL	.5	1	1.5	2	2.5	3	3.5	4	4.5	5	10	15	20	25	>25	LIFE	AVG
11,167	280	1,697	2,143	2,782	684	796	272	322	162	345	832	302	163	78	82	154	3.3
10,545	233	1,561	1,984	2,657	645	769	257	322	161	345	832	302	163	78	82	154	3.4
549	47	136	159	125	39	27	15		1								1.5
1				1													2.0
29						1		1		1	8	5	8	1	3	1	15.1
40		1	1	1	1	5	1	2	5	3	10	5	4	1			8.4
136		6	7	15	4	21	6	8	7	16	43	3					5.0
2				2													2.0
709	26	233	193	144	32	45	11	11		7	7						1.6
83	15	49	12	5	1	1											1.0
1					1												2.5
20		3	5	6	1	1	2	1			1						2.3
46	2		4	2	5	7	3	5	8	1	7	1	1				4.1
1		1															1.0
1			1														1.5
5			1	4													1.8
8	1	1	2	2	1					1							1.8
160	12	36	54	39	11	7		1									1.4
5	1	2	2														0.9
1				1													2.0
3													1			2	20.0
7					1	1			1		4						5.4
6			1	2						1	2						4.3
7	1	4		2													1.1
356	27	106	102	78	17	20	1	2	1	1	1						1.4
8	3	2	1	1	1												1.0

NOTE: Be sure to check for related offense codes when examining a particular type of crime. They may or may not be in sequential order or even on the same page.

# B2 2003 Commitments by Minimum Term Distribution for Men and Women — All Offenses

*Includes Additional Sentences Imposed*  
Page Four of Eighteen

B - 3

		GRAND TOTALS*
		VIOLATIONS
		ATTEMPTS
		Max. Penalty
333.74032B-A	Controlled Sub - Possession/ Analogues	2 ATTEMPTS
333.74032B-B	Contr. Sub - Poss (Sub Added to Sch 1-4, by Rule)	2 ATTEMPTS
333.74032B1	Controlled Sub - Possession Methamphetamine	10 ATTEMPTS
333.74032D	Controlled Sub - Poss Marijuana	MISD ATTEMPTS
333.7404	Controlled Substance Use	MISD ATTEMPTS
333.74042A	Contr. Sub Use (Narcotic, Cocaine, Methamphetamine)	MISD ATTEMPTS
333.7405D	Contr. Sub - Maintain or Keep Drug House	MISD ATTEMPTS
333.7407A-A	Controlled Sub - Induce Person to Commit Felony	LIFE ATTEMPTS
333.7407A1	Controlled Substance - Attempt Felony	LIFE ATTEMPTS
333.7407A1-A	Controlled Sub - Attempted Felony	LIFE ATTEMPTS
333.74071C	Controlled Sub - Obtain by Fraud	4 ATTEMPTS
333.74071G	Controlled Sub - Counterfeit Prescription Form	4 ATTEMPTS
333.74101A	Controlled Sub - Deliver to Minor <50g	40 ATTEMPTS
333.74101-D	Contr. Sub - Delivery to Minor (Sch. 4 & Marijuana)	8 ATTEMPTS
333.74102-A	Contr. Sub - Del on School Prop (Narc. or Cocaine) <50g	60 ATTEMPTS
333.74103	Contr. Sub - Poss w/Int on School Prop (Narc/Cocaine) <50g	40 ATTEMPTS
333.74104-A	Contr. Sub - Poss on School Prop (Narc/Cocaine) <25g	8 ATTEMPTS
333.74132	Controlled Sub - Second Offense - Double Penalty	LIFE ATTEMPTS
400.601-B	Welfare Fraud - Over \$500	4 ATTEMPTS

TOTAL	.5	1	1.5	2	2.5	3	3.5	4	4.5	5	10	15	20	25	>25	LIFE	AVG
11,167	280	1,697	2,143	2,782	684	796	272	322	162	345	832	302	163	78	82	154	3.3
10,545	233	1,561	1,984	2,657	645	769	257	322	161	345	832	302	163	78	82	154	3.4
549	47	136	159	125	39	27	15		1								1.5
9		4	3	1			1										1.4
2		1	1														1.1
30		1	5	13	4	2	2	1			2						2.3
2			1	1													2.2
19		9	9	1													1.1
1		1															1.0
1		1															1.0
22	1	10	10	1													1.1
1			1														1.5
1								1									3.3
5		1	2	2													1.5
2				1				1									2.5
8		3	1	3	1												1.5
1			1														1.4
1				1													1.7
1					1												2.4
1				1													2.0
1				1													2.0
6				5							1						2.6
1			1														1.1
4			1	3													1.7
2		1			1												1.7

NOTE: Be sure to check for related offense codes when examining a particular type of crime. They may or may not be in sequential order or even on the same page.



# B2 2003 Commitments by Minimum Term Distribution for Men and Women — All Offenses

*Includes Additional Sentences Imposed*  
 Page Five of Eighteen

B-9

GRAND TOTALS*		
	VIOLATIONS	
	ATTEMPTS	
	Max. Penalty	
400.602-B	Welfare Fraud - Fail to Inform \$500 or More	4 ATTEMPTS
436.17031A	Alcohol-Buy/Consume/Possess by Minor	MISD ATTEMPTS
451.501	Blue Sky Laws - Fraudulent Schemes/ Statements	10 ATTEMPTS
500.45111	Insurance - Fraudulent Acts	4 ATTEMPTS
500.45112	Insurance Fraud - Conspiracies	10 ATTEMPTS
722.675	Distributing Obscene Matter to Minor	2 ATTEMPTS
750.10A	Sexually Delinquent	LIFE ATTEMPTS
750.110	Breaking & Entering	10 ATTEMPTS
750.110-A	Break & Enter - Unoccup. Bldg. w/Intent	10 ATTEMPTS
750.110A2	Home Invasion - 1st Degree	20 ATTEMPTS
750.110A3	Home Invasion - 2nd Degree	15 ATTEMPTS
750.110A4	Home Invasion - 3rd Degree	5 ATTEMPTS
750.111	Entering w/o Breaking	5 ATTEMPTS
750.116	Possession of Burglars Tools	10 ATTEMPTS
750.1227A	Witness - Bribe/Intimidate/Interfere	4 ATTEMPTS
750.1227B	Witness - Intimidate, Threaten Sentence >10 yr	10 ATTEMPTS
750.1227C	Witness - Intimidate, Threaten Inj/Death	15 ATTEMPTS
750.13	Entice Away Female Under 16	10 ATTEMPTS
750.131A1	Check - No Account	2 ATTEMPTS

TOTAL	.5	1	1.5	2	2.5	3	3.5	4	4.5	5	10	15	20	25	>25	LIFE	AVG
11,167	280	1,697	2,143	2,782	684	796	272	322	162	345	832	302	163	78	82	154	3.3
10,545	233	1,561	1,984	2,657	645	769	257	322	161	345	832	302	163	78	82	154	3.4
549	47	136	159	125	39	27	15		1								1.5
4	1			1	1	1											1.8
1					1												2.5
1											1						6.7
1			1														1.4
1				1													2.0
1			1														1.5
2				2													2.0
435	14	53	79	147	47	38	16	16	1	11	11	2					2.1
44		6	13	12	10	1	2										1.8
7			1	3		2					1						2.7
1			1														1.2
286		7	14	32	12	32	4	19	26	29	93	10	5	3			5.3
20		2	6	7	3	2											1.8
403	2	33	41	110	38	77	12	24	11	22	31	1				1	2.8
25		1	6	13	2	3											1.9
62		11	22	20	6	2	1										1.6
4			2	1	1												1.7
21		8	4	5	1	2		1									1.6
10		1		4		4				1							2.5
1			1														1.5
2			2														1.5
1		1															0.8
2			1				1										2.3
1		1															1.0
27	1	8	15	2	1												1.2

NOTE: Be sure to check for related offense codes when examining a particular type of crime. They may or may not be in sequential order or even on the same page.

# B2 2003 Commitments by Minimum Term Distribution for Men and Women — All Offenses

*Includes Additional Sentences Imposed*

Page Six of Eighteen

B - 10

		GRAND TOTALS*
		VIOLATIONS
		ATTEMPTS
		Max. Penalty
750.131A2	Check - 3 Non-Sufficient Funds Within 10 Days	2 ATTEMPTS
750.1313C	Check - Non-Sufficient Funds \$500 or More	2 ATTEMPTS
750.136B2	Child Abuse - 1st Degree	15 ATTEMPTS
750.136B3	Child Abuse - 2nd Degree	4 ATTEMPTS
750.136B4	Child Abuse - 3rd Degree	2 ATTEMPTS
750.145A	Children - Accosting for Immoral Purposes	1 ATTEMPTS
750.145C2	Child Sexually Abusive Activity	20 ATTEMPTS
750.145D2D	Computer/Internet - Comm w/Other to Plan Crime 4-10 yr Sent	10 ATTEMPTS
750.145D2F	Computer/Internet - Comm w/Other to Plan Crime 15+ yr Sent	20 ATTEMPTS
750.145N3	Abuse Vulnerable Adult - 3rd Degree	2 ATTEMPTS
750.147B	Ethnic Intimidation	2 ATTEMPTS
750.157A	Conspiracy	5 ATTEMPTS
750.157B	Solicit to Murder, Other Felony	LIFE ATTEMPTS
750.157B2	Solicit to Murder	LIFE ATTEMPTS
750.157B3	Solicit to Commit Felony	5 ATTEMPTS
750.157N1	Financial Transaction Device - Steal/Retain w/o Consent	4 ATTEMPTS
750.157N2	Financial Transaction Device - Poss Fraudulent One	4 ATTEMPTS
750.157P	Financial Transaction Device - Poss w/Intent to Use/Sell	4 ATTEMPTS
750.157Q	Financial Transaction Device - Illegal Sale/Use	4 ATTEMPTS

TOTAL	.5	1	1.5	2	2.5	3	3.5	4	4.5	5	10	15	20	25	>25	LIFE	AVG
11,167	280	1,697	2,143	2,782	684	796	272	322	162	345	832	302	163	78	82	154	3.3
10,545	233	1,561	1,984	2,657	645	769	257	322	161	345	832	302	163	78	82	154	3.4
549	47	136	159	125	39	27	15		1								1.5
11		2	7	1		1											1.4
5	1		3	1													1.2
20			3	3	1	3	2			4	4						4.0
14	1	3	1	6	1	1		1									1.8
5		2	3														1.1
7		1	2	1		3											1.9
14		1		3	1	1				3	5						4.9
1		1															1.0
1				1													1.9
6		1	1	2	1	1											1.9
1		1															1.0
1			1														1.1
1		1															1.0
1														1			30.0
1			1										1				18.8
1			1														1.5
34	1	10	14	6	2	1											1.4
2		1	1														1.1
1			1														1.3
4		1		1	1	1											1.9
8		1	2	4	1												1.7
1			1														1.3

NOTE: Be sure to check for related offense codes when examining a particular type of crime. They may or may not be in sequential order or even on the same page.

# B2 2003 Commitments by Minimum Term Distribution for Men and Women — All Offenses

*Includes Additional Sentences Imposed*  
Page Seven of Eighteen

B - 11

GRAND TOTALS*		
VIOLATIONS		
ATTEMPTS		
Max. Penalty		
750.157U	Financial Transaction Device - Overcharging	4 ATTEMPTS
750.157V	Financial Transaction Device - False ID	4 ATTEMPTS
750.157W1C1	Financial Trans Device - Fraud Betw \$1K & <\$20K	5 ATTEMPTS
750.1591I	Criminal Enterprise - Conducting	20 ATTEMPTS
750.160	Dead Bodies - Disinterment & Mutilation	10 ATTEMPTS
750.161	Desertion & Non-Support	3 ATTEMPTS
750.165	Refusing to Support Spouse or Children	4 ATTEMPTS
750.174A4A	Embezzlement - Relationship of Trust Betw \$1K & <\$20K	5 ATTEMPTS
750.174-B	Embezzlement - Agent or Trustee Over \$100	10 ATTEMPTS
750.1744A	Embezzlement - Agent or Trustee Betw \$1K & <\$20K	5 ATTEMPTS
750.1745A	Embezzlement - Agent or Trustee \$20K or More	10 ATTEMPTS
750.183-A	Escape - Aiding Prisoner - Felony	7 ATTEMPTS
750.186A	Escape from Juvenile Facility	4 ATTEMPTS
750.193	Break, Escape or Attempt to Break, Escape Prison	5 ATTEMPTS
750.1951	Escape from Misdemeanor Jail Sentence	2 ATTEMPTS
750.1952	Escape - From Felony Jail Sentence	4 ATTEMPTS
750.197C	Assault Employee and/or Escape Jail Through Violence	4 ATTEMPTS
750.197CA	Assault Prison Employee	4 ATTEMPTS
750.1971	Escape Awaiting Trial For Misdemeanor	2 ATTEMPTS

TOTAL	.5	1	1.5	2	2.5	3	3.5	4	4.5	5	10	15	20	25	>25	LIFE	AVG
11,167	280	1,697	2,143	2,782	684	796	272	322	162	345	832	302	163	78	82	154	3.3
10,545	233	1,561	1,984	2,657	645	769	257	322	161	345	832	302	163	78	82	154	3.4
549	47	136	159	125	39	27	15		1								1.5
1		1															0.8
1			1														1.5
1			1														1.1
15					3	2	2			2	5	1					5.3
1											1						5.6
8		3	1	4													1.5
6	1	5															0.9
19			4	10	2	1		2									2.1
6		2	4														1.2
2			2														1.5
4				2		1		1									2.6
2		2															0.8
38		12	9	10	5	1		1									1.6
5			4	1													1.4
9	1	3	1	3		1											1.4
1			1														1.5
3		1		1		1											1.8
2			1	1													1.7
42	1	19	13	7	1	1											1.3
4		3		1													1.1
1				1													1.8
17		7	4	5		1											1.5
1		1															1.0
8		4	1		2	1											1.6
3	1		2														1.0
31		10	4	9	5				1	1	1						1.9
4		1	3														1.2
1			1														1.3

NOTE: Be sure to check for related offense codes when examining a particular type of crime. They may or may not be in sequential order or even on the same page.

# B2 2003 Commitments by Minimum Term Distribution for Men and Women — All Offenses

*Includes Additional Sentences Imposed*  
Page Eight of Eighteen

B - 12

		GRAND TOTALS*
		VIOLATIONS
		ATTEMPTS
		Max. Penalty
750.1972	Escape - Awaiting Trial for Felony	4
	ATTEMPTS	
750.199A	Absconding or Forfeiting Bond	4
	ATTEMPTS	
750.209-B	Explosives - Place Offensive Subs w/Int To Alarm	5
	ATTEMPTS	
750.211A2A	Explosives - Poss of Molotov Cocktail/Other Expl.	15
	ATTEMPTS	
750.211A2B	Explosives - Poss Molotov Cocktail Causing Property Damage	20
	ATTEMPTS	
750.211A2C	Explosives - Poss Molotov Cocktail Cause Injury	25
	ATTEMPTS	
750.213	Extortion	20
	ATTEMPTS	
750.218-B	False Pretenses - Over \$100 (obsolete)	10
	ATTEMPTS	
750.2182	False Pretenses - \$200 or Less	MISD
	ATTEMPTS	
750.2183A	False Pretenses - Betw \$200 & <\$1K	1
	ATTEMPTS	
750.2184A	False Pretenses - Betw \$1K & <\$20K	5
	ATTEMPTS	
750.2185A	False Pretenses - \$20K or More	10
	ATTEMPTS	
750.219E	Financial Institution, Unauthorized Credit Application	4
	ATTEMPTS	
750.224A	Weapon - Taser, Poss or Sale	4
	ATTEMPTS	
750.224B	Weapon - Short-Barrel Shotgun/ Rifle	5
	ATTEMPTS	
750.224F	Weapon - Firearm, Poss by Felon	5
	ATTEMPTS	
750.2241-A	Weapon - Dangerous Weapon - Misc	5
	ATTEMPTS	
750.226	Carry Weapon w/Unlawful Intent	5
	ATTEMPTS	
750.227	Carrying Concealed Weapons	5
	ATTEMPTS	

TOTAL	.5	1	1.5	2	2.5	3	3.5	4	4.5	5	10	15	20	25	>25	LIFE	AVG
11,167	280	1,697	2,143	2,782	684	796	272	322	162	345	832	302	163	78	82	154	3.3
10,545	233	1,561	1,984	2,657	645	769	257	322	161	345	832	302	163	78	82	154	3.4
549	47	136	159	125	39	27	15		1								1.5
20	3	3	2	5	3	4											1.7
2	1	1															0.7
30	2	6	9	12	1												1.4
1						1											3.0
2				1			1										2.5
1				1													2.0
1												1					15.0
15				3		3		1		2	3	2	1				6.7
2				1	1												2.2
8		1	1	3		1	1			1							2.5
1						1											3.0
1			1														1.3
1		1															1.0
26		2	8	11	1	4											1.8
1			1														1.5
9		4	2	1	1		1										1.5
1							1										3.3
1						1											2.8
2		1	1														1.1
4				3	1												2.0
1					1												2.5
185	20	32	45	47	13	13	7	1		2	3				1	1	1.8
4	1	1	2														0.9
3			1	1	1												1.9
1				1													1.7
13	1	2	3	5	1			1									1.6
99	9	31	18	22	5	8	4	1								1	1.5
8	1	2		5													1.3

NOTE: Be sure to check for related offense codes when examining a particular type of crime. They may or may not be in sequential order or even on the same page.

# B2 2003 Commitments by Minimum Term Distribution for Men and Women — All Offenses

*Includes Additional Sentences Imposed*  
 Page Nine of Eighteen

B - 13

		GRAND TOTALS*
		VIOLATIONS
		ATTEMPTS
		Max. Penalty
750.227B	Felony Firearm	10 ATTEMPTS
750.227B-A	Weapons - Felony Firearm	2 ATTEMPTS
750.227B-B	Weapons - Felony Firearm - 2nd Offense	5 ATTEMPTS
750.227C	Poss of Loaded Firearm in Vehicle	2 ATTEMPTS
750.230	Weapons - Firearms, Altering ID Marks	2 ATTEMPTS
750.234A	Firearm - Discharge from a Vehicle	4 ATTEMPTS
750.234B	Firearm - Discharge In/At Dwelling	4 ATTEMPTS
750.248	Forgery of Records, Other Instruments	14 ATTEMPTS
750.249	Uttering & Publishing	14 ATTEMPTS
750.250	Forgery of State Warrant	7 ATTEMPTS
750.252	Counterfeit Notes Poss w/Int to Utter & Publish	7 ATTEMPTS
750.253	Uttering & Publishing Counterfeit Bills or Notes	5 ATTEMPTS
750.254	Forged Bills, Notes, Possession w/Int to Utter & Publish	5 ATTEMPTS
750.261	Counterfeiting - Coins/Poss of Less than 5	10 ATTEMPTS
750.280	Gross Frauds & Cheats at Common Law	10 ATTEMPTS
750.285	Obtain Personal Identity Info w/o Permission	5 ATTEMPTS
750.316	First Degree Murder	LIFE ATTEMPTS
750.316-A	Murder - First Degree - Premeditated	LIFE ATTEMPTS
750.316-B	Murder - Felony	LIFE ATTEMPTS

TOTAL	.5	1	1.5	2	2.5	3	3.5	4	4.5	5	10	15	20	25	>25	LIFE	AVG
11,167	280	1,697	2,143	2,782	684	796	272	322	162	345	832	302	163	78	82	154	3.3
10,545	233	1,561	1,984	2,657	645	769	257	322	161	345	832	302	163	78	82	154	3.4
549	47	136	159	125	39	27	15		1								1.5
14			1	12						1							2.1
491				486						5							2.0
2										2							5.0
2			2														1.3
1				1													2.0
4	1			1	1		1										1.8
7	1	2	1	2		1											1.5
47		6	10	16	3	8	2	1	1								2.0
4			1	1	1		1										2.2
299	8	56	86	97	26	15		9		2							1.7
33	5	4	12	6	5	1											1.4
1					1												2.5
1		1															1.0
1			1														1.5
1			1														1.3
1			1														1.5
2			1	1													1.6
1				1													1.9
11	1	6	1	1		1	1										1.4
8																8	
68																68	
32																32	

NOTE: Be sure to check for related offense codes when examining a particular type of crime. They may or may not be in sequential order or even on the same page.

# B2 2003 Commitments by Minimum Term Distribution for Men and Women — All Offenses

*Includes Additional Sentences Imposed*  
Page Ten of Eighteen

B - 14

		GRAND TOTALS*	
		VIOLATIONS	
		ATTEMPTS	
		Max. Penalty	
750.316-C	Murder - Open - Statutory Short Form	LIFE ATTEMPTS	
750.317	Second Degree Murder	LIFE ATTEMPTS	
750.321	Manslaughter	15 ATTEMPTS	
750.321-A	Manslaughter - Statutory Short Form	15 ATTEMPTS	
750.321-C	Manslaughter - Involuntary	15 ATTEMPTS	
750.321-E	Manslaughter with Motor Vehicle	15 ATTEMPTS	
750.324	Negligent Homicide	2 ATTEMPTS	
750.329	Death - Firearm without Malice	15 ATTEMPTS	
750.338B	Gross Indecency Male and Female - Commit/Procure	5 ATTEMPTS	
750.349	Kidnapping	LIFE ATTEMPTS	
750.350	Kidnapping - Child Enticement	LIFE ATTEMPTS	
750.350A1	Kidnapping - Custodial Interference	13 mo. ATTEMPTS	
750.356	Larceny	10 ATTEMPTS	
750.356-A	Larceny - Over \$100 (obsolete)	5 ATTEMPTS	
750.356A	Breaking and Entering - A Vehicle	ATTEMPTS	
750.356A-B	Breaking and Entering - A Vehicle Steal Prop. Over \$5	5 ATTEMPTS	
750.356A-C	Breaking and Entering - A Vehicle (with Damage)	5 ATTEMPTS	
750.356A1	Larceny - From a Motor Vehicle	5 ATTEMPTS	
750.356A2A	Breaking and Entering - A Vehicle Steal Prop. <\$200	MISD ATTEMPTS	

TOTAL	.5	1	1.5	2	2.5	3	3.5	4	4.5	5	10	15	20	25	>25	LIFE	AVG
11,167	280	1,697	2,143	2,782	684	796	272	322	162	345	832	302	163	78	82	154	3.3
10,545	233	1,561	1,984	2,657	645	769	257	322	161	345	832	302	163	78	82	154	3.4
549	47	136	159	125	39	27	15		1								1.5
14														1		13	22.5
182						1		1		3	28	27	41	31	38	12	20.7
4								1			3						6.2
24	1				3	4		2	1	2	9	2					5.5
17			2			3	1	2		3	5		1				5.2
1			1														1.5
12				1		2		2		1	6						5.5
2					1			1									2.9
3			1	1				1									2.3
3				1	1					1							3.0
4			1	3													1.8
32				1	1					3	8	7	5	2	4	1	14.9
2			1		1												2.0
1												1					15.0
1								1									4.0
2		1	1														1.1
2				2													2.0
2		2															1.0
1			1														1.5
2		2															1.0
1				1													2.0
42	1	8	10	14	4	4	1										1.7
8	2	3	3														0.9
1						1											3.0

NOTE: Be sure to check for related offense codes when examining a particular type of crime. They may or may not be in sequential order or even on the same page.

# B2 2003 Commitments by Minimum Term Distribution for Men and Women — All Offenses

*Includes Additional Sentences Imposed*  
Page Eleven of Eighteen

B - 15

GRAND TOTALS*		
VIOLATIONS		
ATTEMPTS		
Max. Penalty		
750.356A2C1	Breaking and Entering - A Vehicle Steal Prop. \$1K - <\$20K	5 ATTEMPTS
750.356A2C2	Breaking & Enter Vehicle - Steal Betw \$200-\$1K 2nd Offense	5 ATTEMPTS
750.356A2D1	Breaking and Entering - A Vehicle Steal Prop. \$20K+	10 ATTEMPTS
750.356A3	Breaking and Entering - A Vehicle (with Damage)	5 ATTEMPTS
750.356B	B & E Coin Operated Telephone	4 ATTEMPTS
750.356C	Retail Fraud - 1st Degree	5 ATTEMPTS
750.356D	Retail Fraud - 2nd Degree	1 ATTEMPTS
750.3562B	Larceny - \$1,000 Or More but Less Than \$20,000 - 3rd Off	10 ATTEMPTS
750.3563A	Larceny - \$1,000 Or More But Less Than \$20,000	5 ATTEMPTS
750.3563B	Larceny - \$200 Or More But Less Than \$1,000 - 2nd Offense	5 ATTEMPTS
750.357	Larceny from Person	10 ATTEMPTS
750.357A	Larceny Livestock	4 ATTEMPTS
750.357B	Firearms - Stealing of Another	5 ATTEMPTS
750.360	Larceny in Building	4 ATTEMPTS
750.362	Larceny By Conversion	10 ATTEMPTS
750.362-A	Larceny - By Conversion Over \$100 (obsolete)	5 ATTEMPTS
750.362A3A	Failure to Return Rented Property Betw \$1K & <\$20K	5 ATTEMPTS
750.3622A	Larceny by Conversion \$20K+	10 ATTEMPTS
750.3623A	Larceny - By Conversion Betw \$1K and <\$20K	5 ATTEMPTS

TOTAL	.5	1	1.5	2	2.5	3	3.5	4	4.5	5	10	15	20	25	>25	LIFE	AVG
11,167	280	1,697	2,143	2,782	684	796	272	322	162	345	832	302	163	78	82	154	3.3
10,545	233	1,561	1,984	2,657	645	769	257	322	161	345	832	302	163	78	82	154	3.4
549	47	136	159	125	39	27	15		1								1.5
10		2	4	2	2												1.6
1			1														1.3
1				1													2.0
44	7	15	11	7	2	2											1.2
1		1															1.0
1		1															0.8
187	3	44	67	47	9	11	2	4									1.6
3	2	1															0.6
3		3															0.8
1								1									4.0
20		3	5	9	2			1									1.8
4		1	1	1	1												1.6
92	5	13	22	26	10	9	3	3			1						1.9
13	2	1	6	3		1											1.4
1			1														1.5
10		1	1	5	2	1											2.0
152	5	26	54	43	10	11		2	1								1.6
12		5	7														1.1
1		1															1.0
4			2			1		1									2.4
1			1														1.5
4				3		1											2.2
11	1		7	3													1.4
1				1													1.7

NOTE: Be sure to check for related offense codes when examining a particular type of crime. They may or may not be in sequential order or even on the same page.

# B2 2003 Commitments by Minimum Term Distribution for Men and Women — All Offenses

*Includes Additional Sentences Imposed*  
Page Twelve of Eighteen

B - 16

		GRAND TOTALS*
		VIOLETIONS
		ATTEMPTS
		Max. Penalty
750.363	Larceny by False Personation	10 ATTEMPTS
750.377AA	Malicious Destruction of Personal Property Over \$100	4 ATTEMPTS
750.377A1A1	Malicious Destruction of Personal Property \$20K+	10 ATTEMPTS
750.377A1B1	Mal Destr. of Personal Property Betw \$1K & <\$20K	5 ATTEMPTS
750.377A1D	Malicious Destruction Personal Property <\$200	MISD ATTEMPTS
750.377B	Mal Destr. Police or Fire Dept Property	4 ATTEMPTS
750.380A	Malicious Destruction of Building Over \$100 (obsolete)	4 ATTEMPTS
750.3803A	Malicious Destruction of Building Betw \$1K & <\$20K	5 ATTEMPTS
750.3821C1	Malicious Destr. - Trees, etc. Betw \$1K & <\$20K	5 ATTEMPTS
750.383A	Malicious Destruction of Utility Property	4 ATTEMPTS
750.411A1B	False Report of a Felony	4 ATTEMPTS
750.411i	Stalking - Aggravated	5 ATTEMPTS
750.411i2B	Stalking a Minor - Aggravated	10 ATTEMPTS
750.413	Unlawfully Driving Away an Automobile	5 ATTEMPTS
750.414	Unlawful Use Auto w/o Intent to Steal	2 ATTEMPTS
750.422	Perjury - Court Proceeding	15 ATTEMPTS
750.425	Incite or Procure to Commit Perjury	5 ATTEMPTS
750.448	Prostitution - Accosting & Soliciting	MISD ATTEMPTS
750.451-B	Prostitution - 3rd Offense	2 ATTEMPTS

TOTAL	.5	1	1.5	2	2.5	3	3.5	4	4.5	5	10	15	20	25	>25	LIFE	AVG
11,167	280	1,697	2,143	2,782	684	796	272	322	162	345	832	302	163	78	82	154	3.3
10,545	233	1,561	1,984	2,657	645	769	257	322	161	345	832	302	163	78	82	154	3.4
549	47	136	159	125	39	27	15		1								1.5
1		1															1.0
1		1															1.0
2							1	1									3.6
12		3	4	4			1										1.5
1		1															1.0
1								1									3.9
28	1	5	11	8	1	2											1.5
5		3	2														1.1
1			1														1.5
5	1		3		1												1.4
1				1													2.0
1	1																0.5
18	1	6	7	3			1										1.3
1	1																0.5
57		11	14	15	4	7	4	1			1						2.0
2		1		1													1.3
1				1													1.7
195	3	37	56	63	19	13	2	2									1.7
9		1	5	2	1												1.4
42	3	8	25	3	2	1											1.2
4		1		2						1							1.9
1				1													1.9
1		1															1.0
2			1	1													1.5

NOTE: Be sure to check for related offense codes when examining a particular type of crime. They may or may not be in sequential order or even on the same page.



# B2 2003 Commitments by Minimum Term Distribution for Men and Women — All Offenses

*Includes Additional Sentences Imposed*  
 Page Thirteen of Eighteen

B - 17

GRAND TOTALS*		20
VIOLATIONS		
ATTEMPTS		
Max. Penalty		
750.479	Obstruct/Resist Public Officer Serving/Executing Process	ATTEMPTS
750.479-B	Police Officer - Resist & Obstruct	ATTEMPTS
750.479A2	Police Officer - Fleeing 4th Degree	ATTEMPTS
750.479A3	Police Officer - Fleeing 3rd Degree	ATTEMPTS
750.479A4-A	Police Officer - Fleeing (Penal Code) - 2nd Degree	ATTEMPTS
750.479B	Peace Officer - Disarming	ATTEMPTS
750.479B2	Peace Officer - Disarming Firearm	ATTEMPTS
750.4792	Public Officer - Assault or Obstruct	ATTEMPTS
750.4793	Public Officer - Assault or Obstruct Cause Injury	ATTEMPTS
750.483A2B	Interfering with Crime Report - Threat to Kill/Injure	ATTEMPTS
750.483A6A	Tamper with Evidence	ATTEMPTS
750.483A6B	Tamper w/ Evidence - Criminal Case >10 Yr Term	ATTEMPTS
750.49-A	Animals - Fighting	ATTEMPTS
750.49-B	Animals - Attending Fight	ATTEMPTS
750.505-A	Obstruction of Justice	ATTEMPTS
750.505-B	Accessory After the Fact to Felony	ATTEMPTS
750.520B	CSC - 1st Degree - Multiple Variables	LIFE ATTEMPTS
750.520B1A	CSC - 1st Degree - Person Under 13	LIFE ATTEMPTS
750.520B1B	CSC - 1st Degree - Relationship	LIFE ATTEMPTS

TOTAL	.5	1	1.5	2	2.5	3	3.5	4	4.5	5	10	15	20	25	>25	LIFE	AVG
11,167	280	1,697	2,143	2,782	684	796	272	322	162	345	832	302	163	78	82	154	3.3
10,545	233	1,561	1,984	2,657	645	769	257	322	161	345	832	302	163	78	82	154	3.4
549	47	136	159	125	39	27	15		1								1.5
5		1	3		1												1.5
54	1	11	34	3	1	4											1.3
24		4	13	2	3	1	1										1.5
161	1	27	44	58	13	9	2	1		3	3						1.8
4				4													1.7
10			1	3		2	1	1			1	1					4.2
3			2	1													1.3
8		1		4	1	1	1										2.1
4		1	1	1				1									1.8
5	1	4															0.9
1		1															1.0
2						2											3.0
1						1											2.3
1							1										3.0
1	1																0.5
2		1		1													1.5
5			2	1	1		1										2.1
11		2	1	3	1	3		1									2.2
1			1														1.5
52				1						1	12	12	7	9	8	2	18.1
1				1													2.0
195		1		5	5	4	3	6	8	11	65	48	24	5	6	4	10.9
7		2	1	3		1											1.7
33				2	2	1		1	2		7	11	4	2	1		11.3
1							1										3.3

NOTE: Be sure to check for related offense codes when examining a particular type of crime. They may or may not be in sequential order or even on the same page.

# B2 2003 Commitments by Minimum Term Distribution for Men and Women — All Offenses

*Includes Additional Sentences Imposed*  
Page Fourteen of Eighteen

B - 18

		GRAND TOTALS*		
		VIOLETIONS		
		ATTEMPTS		
		Max. Penalty		
750.520B1C	CSC - 1st Degree - During Felony	LIFE ATTEMPTS		
750.520B1D	CSC - 1st Degree - Accomplices	LIFE ATTEMPTS		
750.520B1E	CSC - 1st Degree - Weapon Used	LIFE ATTEMPTS		
750.520B1F	CSC - 1st Degree - Personal Injury	LIFE ATTEMPTS		
750.520C	CSC - 2nd Degree - Multiple Variables	15 ATTEMPTS		
750.520C1A	CSC - 2nd Degree - Person Under 13	15 ATTEMPTS		
750.520C1B	CSC - 2nd Degree - Relationship	15 ATTEMPTS		
750.520C1C	CSC - 2nd Degree - During Felony	15 ATTEMPTS		
750.520C1D	CSC - 2nd Degree - Accomplices	15 ATTEMPTS		
750.520C1E	CSC - 2nd Degree - Weapon Used	15 ATTEMPTS		
750.520C1F	CSC - 2nd Degree - Personal Injury	15 ATTEMPTS		
750.520C1G	CSC - 2nd Degree - Injury to Incap. Victim	15 ATTEMPTS		
750.520C1H	CSC - 2nd Degree - Mentally Disabled-Relation	15 ATTEMPTS		
750.520C1I	CSC - 2nd Degree - State Prisoner	15 ATTEMPTS		
750.520D	CSC - 3rd Degree - Multiple Variables	15 ATTEMPTS		
750.520D1A	CSC - 3rd Degree - Person 13 Through 15	15 ATTEMPTS		
750.520D1B	CSC - 3rd Degree - Force or Coercion	15 ATTEMPTS		
750.520D1C	CSC - 3rd Degree - Incapacitated Victim	15 ATTEMPTS		
750.520D1D	CSC - 3rd Degree - Incest	15 ATTEMPTS		

TOTAL	.5	1	1.5	2	2.5	3	3.5	4	4.5	5	10	15	20	25	>25	LIFE	AVG
11,167	280	1,697	2,143	2,782	684	796	272	322	162	345	832	302	163	78	82	154	3.3
10,545	233	1,561	1,984	2,657	645	769	257	322	161	345	832	302	163	78	82	154	3.4
549	47	136	159	125	39	27	15		1								1.5
7						1					1	1	1	1	1	1	17.3
1				1													1.7
8						1	1			1	1	2	1		1		12.5
7								1				2	2	1	1		18.2
20						1	1	1			6	7	2	1	1		12.1
1				1													2.0
47		4	3	9	1	5	1	8	3	4	8	1					3.9
1			1														1.2
182	1	9	13	36	13	21	6	11	2	24	43	2	1				4.0
17		2	2	5	2	5	1										2.1
28			1	5	3	3	2	4		2	8						4.3
3				1		2											2.4
2							1	1									3.4
2				1							1						3.8
1								1									3.3
1			1														1.5
14			2	4	1	2		2		3							2.9
2				1		1											2.5
4				2	1			1									2.4
3			1	1			1										2.1
1								1									4.0
53		4	7	2	1	6		2	4	6	18	3					5.1
3			1	1	1												2.0
168	1	9	15	30	10	15	3	12	13	17	39	3			1		4.2
27		4	11	8	1	2	1										1.7
52		2	5	9	2	4		5	1	7	12	5					4.8
7				6		1											1.9
8		1		1			1			2	1	2					6.8
8					2			1		1	4						5.1
1				1													2.0

NOTE: Be sure to check for related offense codes when examining a particular type of crime. They may or may not be in sequential order or even on the same page.

# B2 2003 Commitments by Minimum Term Distribution for Men and Women — All Offenses

*Includes Additional Sentences Imposed*  
Page Fifteen of Eighteen

B - 19

		GRAND TOTALS*		
		VIOLATIONS		
		ATTEMPTS		
		Max. Penalty		
750.520E	CSC, 4th Degree - Multiple Variables	2 ATTEMPTS		
750.520E1A	CSC - 4th Degree - Force or Coercion	2 ATTEMPTS		
750.520E1A-A	CSC - 4th Degree - Person 13 Through 15	2 ATTEMPTS		
750.520E1B	CSC - 4th Degree - Incapacitated Victim	2 ATTEMPTS		
750.520E1G	CSC - 4th Degree - Incest	2 ATTEMPTS		
750.520G1	CSC - Assault with Intent to Commit Sexual Penetration	10 ATTEMPTS		
750.520G2	CSC - Assault with intent to Commit CSC, 2nd Degree	5 ATTEMPTS		
750.529	Robbery - Armed	LIFE ATTEMPTS		
750.529A	Car Jacking	LIFE ATTEMPTS		
750.530	Robbery - Unarmed	15 ATTEMPTS		
750.531-A	Bank Robbery	LIFE ATTEMPTS		
750.531-B	Safe Breaking	LIFE ATTEMPTS		
750.532	Seduction	5 ATTEMPTS		
750.535	Stolen Property - Receiving and Concealing	10 ATTEMPTS		
750.535-A	Stolen Property - Receiving & Conceal Over \$100 (obsolete)	5 ATTEMPTS		
750.535A2	Motor Vehicles - Operating a Chop Shop	10 ATTEMPTS		
750.535B	Weapons, Firearms - Receiving & Concealing	10 ATTEMPTS		
750.5352A	Stolen Property - Rec & Conc \$20K+	10 ATTEMPTS		
750.5352B	Stolen Prop - Receive & Conceal >\$20K 3rd or Subs	10 ATTEMPTS		

TOTAL	.5	1	1.5	2	2.5	3	3.5	4	4.5	5	10	15	20	25	>25	LIFE	AVG
11,167	280	1,697	2,143	2,782	684	796	272	322	162	345	832	302	163	78	82	154	3.3
10,545	233	1,561	1,984	2,657	645	769	257	322	161	345	832	302	163	78	82	154	3.4
549	47	136	159	125	39	27	15		1								1.5
11			9	2													1.3
28		4	17	4			1	1			1						1.7
17		3	12	2													1.2
3			3														1.2
2			2														1.3
61		4	10	17	5	4	2	2	1	8	8						2.9
24	1	3	7	8	2	1	2										1.7
470		3	8	23	36	26	33	24	36	37	114	81	33	7	8	1	8.0
8		2	2	2		2											1.8
47		1	2	5	6	2	1	4	1	2	8	9	3	3			7.5
4			2	2	1				1								2.6
199	2	17	17	40	15	24	15	22	1	16	27	2	1				3.4
4	1		1			1	1										2.0
40	1	2	6	5	5	4	1	4		4	5		2			1	3.9
1		1															1.0
19				3	4	3	1			5	3						3.7
1		1															1.0
3			2	1													1.6
2		2															0.9
1				1													1.7
8	2	2	3	1													0.9
1	1																0.3
7		5	1			1											1.3
15		1	4	5	2	2				1							2.1
1				1													2.0
20		15	2	3													1.1
1			1														1.3

NOTE: Be sure to check for related offense codes when examining a particular type of crime. They may or may not be in sequential order or even on the same page.

# B2 2003 Commitments by Minimum Term Distribution for Men and Women — All Offenses

*Includes Additional Sentences Imposed*  
Page Sixteen of Eighteen

B - 20

GRAND TOTALS*		
VIOLATIONS		
ATTEMPTS		
Max. Penalty		
750.5353A	Stolen Property - Rec & Conc Betw \$1K & <\$20K	5 ATTEMPTS
750.5354A	Stolen Prop - Rec & Conc Betw \$200 & <\$1K	1 ATTEMPTS
750.5357	Receiving and Concealing Stolen Automobile	5 ATTEMPTS
750.540	Cut, Break, Tap Wire or Cable	2 ATTEMPTS
750.543M	False Report or Threat of Terrorism	20 ATTEMPTS
750.72	Burning Dwelling House	20 ATTEMPTS
750.72-A	Arson - Dwelling House	20 ATTEMPTS
750.72-B	Arson - Dwelling House Curtilage	20 ATTEMPTS
750.73	Arson - Real Property	10 ATTEMPTS
750.74B	Arson - Personal Property Over \$50 (obsolete)	4 ATTEMPTS
750.741C1	Arson - Real/Personal Property Betw \$1K & <\$20K	5 ATTEMPTS
750.741D1	Arson - Personal Property \$20K+	10 ATTEMPTS
750.75	Arson - Insured Property	10 ATTEMPTS
750.771D1	Arson - Prepare to Burn Prop \$20K+	10 ATTEMPTS
750.81	Assault or Assault and Battery	MISD ATTEMPTS
750.81A	Assault - Aggravated	1 ATTEMPTS
750.81A2	Domestic Violence - Aggravated	1 ATTEMPTS
750.81A3	Domestic Violence - Aggravated 2nd Offense	2 ATTEMPTS
750.81C2	Assault & Battery - Against FIA Employee	2 ATTEMPTS

TOTAL	.5	1	1.5	2	2.5	3	3.5	4	4.5	5	10	15	20	25	>25	LIFE	AVG
11,167	280	1,697	2,143	2,782	684	796	272	322	162	345	832	302	163	78	82	154	3.3
10,545	233	1,561	1,984	2,657	645	769	257	322	161	345	832	302	163	78	82	154	3.4
549	47	136	159	125	39	27	15		1								1.5
170	5	65	42	37	10	3	6	2									1.4
12		2	8	2													1.3
1						1											2.8
62	2	45	8	6		1											1.1
3		2		1													1.1
8		3	4	1													1.2
1			1														1.1
1											1						7.0
1				1													1.8
45	1	4	3	8	1	6	2	3	2	3	9		3				4.6
2					2												2.4
4								1		1	1	1					8.0
16		2	5	6		1		1			1						2.2
3		2			1												1.4
1						1											2.7
5	1	1	1	1	1												1.4
1			1														1.5
1		1															1.0
1				1													2.0
1			1														1.3
2				1				1									3.0
2			1			1											2.1
1		1															1.0
2			2														1.3
5			4		1												1.5
3		1	2														1.2

NOTE: Be sure to check for related offense codes when examining a particular type of crime. They may or may not be in sequential order or even on the same page.

# B2 2003 Commitments by Minimum Term Distribution for Men and Women — All Offenses

*Includes Additional Sentences Imposed*  
Page Seventeen of Eighteen

B - 21

	GRAND TOTALS*																	
	VIOLATIONS																	
	ATTEMPTS																	
	Max. Penalty																	
750.81D1	Resist/Obstruct/Assault Peace Officer	2																
	ATTEMPTS																	
750.81D2	Resist/Obstruct/Assault Peace Officer - Cause Injury	4																
	ATTEMPTS																	
750.81D3	Police Officer - Result Serious Injury	15																
	ATTEMPTS																	
750.812	Domestic Violence	MISD																
	ATTEMPTS																	
750.814	Domestic Violence 3rd Offense	2																
	ATTEMPTS																	
750.82	Felonious Assault	4																
	ATTEMPTS																	
750.83	Asslt w/Int to Commit Murder	LIFE																
	ATTEMPTS																	
750.84	Asslt w/Int Gr Bod Hrm Less Murder	10																
	ATTEMPTS																	
750.86	Assault w/Intent to Maim	10																
	ATTEMPTS																	
750.87	Asslt w/Intent to Commit Felony	10																
	ATTEMPTS																	
750.88	Asslt w/Intent to Rob & Steal Unarmed	15																
	ATTEMPTS																	
750.89	Asslt w/Intent to Rob & Steal Armed	LIFE																
	ATTEMPTS																	
750.90DA	Miscarriage - OUIL Accident Against Preg Individual	15																
	ATTEMPTS																	
752.10542	Copy Audio/Video For Gain - Felony	5																
	ATTEMPTS																	
752.191	Felonious Driving	2																
	ATTEMPTS																	
752.542	Incite to Riot	10																
	ATTEMPTS																	
752.796	Computers - Use to Violate Theft Statute	10																
	ATTEMPTS																	
752.7971C1	Computers - Fraudulent Access Betw \$1K & <\$20K	5																
	ATTEMPTS																	
752.7973D	Computers - Use to Commit Crime, Penalty Betw 4-10 Yr	7																
	ATTEMPTS																	

TOTAL	.5	1	1.5	2	2.5	3	3.5	4	4.5	5	10	15	20	25	>25	LIFE	AVG
11,167	280	1,697	2,143	2,782	684	796	272	322	162	345	832	302	163	78	82	154	3.3
10,545	233	1,561	1,984	2,657	645	769	257	322	161	345	832	302	163	78	82	154	3.4
549	47	136	159	125	39	27	15		1								1.5
104	1	31	44	23	4	1											1.3
1				1													1.6
16		3	3	7	1	1	1										1.8
1			1														1.3
2						1		1									3.3
4		1	3														1.2
52	1	8	34	7	1					1							1.4
289	9	68	75	82	19	21	2	10		3							1.7
23	1	5	17														1.1
103	3			4		2	3	1	2	5	28	27	10	10	5	3	12.6
278	10	21	21	49	23	45	18	16	9	25	36	4	1				3.4
11			1	7	1	2											2.1
1				1													1.9
6		1		3		1					1						2.8
27		2	4	3	4	5	1	1		2	5						3.2
75		1		6	4	8	5	4	7	6	22	10			2		6.4
1											1						7.0
1	1																0.2
2			2														1.3
1						1											3.0
1							1										3.5
1				1													1.8
2		1		1													1.3

NOTE: Be sure to check for related offense codes when examining a particular type of crime. They may or may not be in sequential order or even on the same page.

# B2 2003 Commitments by Minimum Term Distribution for Men and Women — All Offenses

*Includes Additional Sentences Imposed*  
Page Eighteen of Eighteen

B - 22

GRAND TOTALS*		
VIOLATIONS		
ATTEMPTS		
Max. Penalty		
752.7973E	Computers - Use to Commit Crime Penalty Betw 10-20 Yr	10 ATTEMPTS
752.811A	Break & Enter - Coin-Operated Device	3 ATTEMPTS
752.811B	Break & Enter - Poss Tool to Open Coin-Operated Device	3 ATTEMPTS
752.861	Weapons - Firearms, Careless Use Causing Injury/Death	2 ATTEMPTS
767A.91B	Prosecutor's Investigative Subpoena - Perjury	LIFE ATTEMPTS
769.12	Habitual Offender Fourth Felony	LIFE ATTEMPTS
800.281	Prisons - Contraband	5 ATTEMPTS
800.2811	Prisons - Furnish Contraband to Prisoner in Prison	5 ATTEMPTS
800.2813	Prisons - Bringing Contraband Into	5 ATTEMPTS
800.2814	Prisons - Prisoner Possessing Contraband	5 ATTEMPTS
800.2834	Prisons - Prisoner Possessing Weapon	5 ATTEMPTS
801.2622	Jail - Prisoner Possess Weapon	1 ATTEMPTS
801.2631	Jail - Furnish Contraband to Prisoner	1 ATTEMPTS
801.2632	Jails - Prisoner Possessing Contraband	5 ATTEMPTS

TOTAL	.5	1	1.5	2	2.5	3	3.5	4	4.5	5	10	15	20	25	>25	LIFE	AVG
11,167	280	1,697	2,143	2,782	684	796	272	322	162	345	832	302	163	78	82	154	3.3
10,545	233	1,561	1,984	2,657	645	769	257	322	161	345	832	302	163	78	82	154	3.4
549	47	136	159	125	39	27	15		1								1.5
1			1														1.5
6			2	4													1.8
2			1	1													1.5
1			1														1.3
1				1													2.0
2																2	
1		1															1.0
2		1	1														1.0
2		1	1														1.1
1			1														1.1
15		7	5	2	1												1.2
6	3	3															0.6
22		9	5	4	1			1		1	1						1.8
8	4	3	1														0.7
2	1	1															0.7
1		1															0.8
1			1														1.5
4		2	1	1													1.2

**NOTES: Be sure to check for related offense codes when examining a particular type of crime. They may or may not be in sequential order or even on the same page.**

\*Sentences with Insufficient Information = 73.

Largest minimum term is reported.

When minimum terms exceed maximum penalties, that may be due to anomalies in criminal justice practices, habitualized offenses, database errors, etc.

Each minimum term category is rounded up from the preceding category (for example, the ten-year category includes all minimums longer than five years up to exactly ten years).

Minimum term averages are based on raw data (with life sentences excluded from the calculations).

Source: Corrections Management Information System (CMIS)

**B2a** 2003 Commitments by Minimum Term Distribution for Men and Women — Non-Assaultive Offenses  
*Includes Additional Sentences Imposed*  
 Page One of Nine

B - 23

		GRAND TOTALS
		VIOLATIONS
		ATTEMPTS
		Max. Penalty
28.729	Sex Offender - Fail to Register	4
	ATTEMPTS	
28.7291B	Sex Offender - Fail to Register	7
	2nd Offense	ATTEMPTS
257.254	MV Code - Intent to Pass False Title	10
	ATTEMPTS	
257.257	License Documents/Plates Forgery	5
	ATTEMPTS	
257.617	Fail to Stop at Accident - Serious Impairment/Death Rslt	5
	ATTEMPTS	
257.620	Fail to Stop after Collision	MISD
	ATTEMPTS	
257.624A	Alcohol - Open Container in Vehicle	MISD
	ATTEMPTS	
257.6251	Operate - Addict or Intox	5
	ATTEMPTS	
257.6251-A	Operating - OUIL/Per Se	MISD
	ATTEMPTS	
257.62510C	Operating - OWI - 3rd Offense	5
	ATTEMPTS	
257.6253-A	Operating Impaired	MISD
	ATTEMPTS	
257.6256	Operating - OUIL/Per Se 3rd (Felony)	5
	ATTEMPTS	
257.6256-A	Operating a Vehicle - Minor	MISD
	ATTEMPTS	
257.6256B	Operating - OUIL/Per Se/OWI - 2nd Offense	1
	ATTEMPTS	
257.6256D	Operating - OUIL/Per Se/OWI - 3rd Offense	5
	ATTEMPTS	
257.6257A2	Operating OUIL/Occupant <16, 2nd Offense	5
	ATTEMPTS	
257.903	Motor Vehicle Code - False Certification	5
	ATTEMPTS	
257.9041B	Operate - Allow Suspend/Revoked to Operate	MISD
	ATTEMPTS	
257.9041C	Operate - Allow Suspend/Revoked to Operate - 2nd Offense	1
	ATTEMPTS	

TOTAL	.5	1	1.5	2	2.5	3	3.5	4	4.5	5	10	15	20	25	>25	LIFE	AVG
4,783	142	830	1,102	1,720	331	336	98	91	14	51	58	4			1	5	1.8
4,531	117	776	1,015	1,666	310	329	94	91	14	51	58	4			1	5	1.9
252	25	54	87	54	21	7	4										1.4
25	1	6	9	6		2		1									1.5
3		1	2														1.2
2		1	1														1.1
2				1		1											2.4
2			1	1													1.6
15		1	5	5	1	1		1			1						2.2
1				1													2.0
1			1														1.5
1				1													2.0
12	1	3	3	5													1.4
4			2		1		1										2.0
3			1	2													1.7
3			1	1	1												2.0
1							1										3.3
1		1															1.0
683	6	87	189	247	56	62	24	10			2						1.8
1				1													2.0
12		2	2	5	1		1	1									2.0
2	1		1														0.7
1				1													1.7
1				1													2.0
4		2	1		1												1.4

NOTE: Be sure to check for related offense codes when examining a particular type of crime. They may or may not be in sequential order or even on the same page.

**B2a** 2003 Commitments by Minimum Term Distribution for Men and Women — Non-Assaultive Offenses  
*Includes Additional Sentences Imposed*  
 Page Two of Nine

B - 24

GRAND TOTALS		
VIOLATIONS		
ATTEMPTS		
Max. Penalty		
333.16294	Health Prof - Unauthorized Practice Felony	4 ATTEMPTS
400.601-B	Welfare Fraud - Over \$500	4 ATTEMPTS
400.602-B	Welfare Fraud - Fail to Inform \$500 or More	4 ATTEMPTS
436.17031A	Alcohol-Buy/Consume/Possess by Minor	MISD ATTEMPTS
451.501	Blue Sky Laws - Fraudulent Schemes/ Statements	10 ATTEMPTS
500.45111	Insurance - Fraudulent Acts	4 ATTEMPTS
500.45112	Insurance Fraud - Conspiracies	10 ATTEMPTS
750.110	Breaking & Entering	10 ATTEMPTS
750.110-A	Break & Enter - Unoccup. Bldg. w/Intent	10 ATTEMPTS
750.110A3	Home Invasion - 2nd Degree	15 ATTEMPTS
750.110A4	Home Invasion - 3rd Degree	5 ATTEMPTS
750.111	Entering w/o Breaking	5 ATTEMPTS
750.116	Possession of Burglars Tools	10 ATTEMPTS
750.1227A	Witness - Bribe/Intimidate/Interfere	4 ATTEMPTS
750.131A1	Check - No Account	2 ATTEMPTS
750.131A2	Check - 3 Non-Sufficient Funds Within 10 Days	2 ATTEMPTS
750.1313C	Check - Non-Sufficient Funds \$500 or More	2 ATTEMPTS
750.147B	Ethnic Intimidation	2 ATTEMPTS
750.157A	Conspiracy	5 ATTEMPTS

TOTAL	.5	1	1.5	2	2.5	3	3.5	4	4.5	5	10	15	20	25	>25	LIFE	AVG
4,783	142	830	1,102	1,720	331	336	98	91	14	51	58	4			1	5	1.8
4,531	117	776	1,015	1,666	310	329	94	91	14	51	58	4			1	5	1.9
252	25	54	87	54	21	7	4										1.4
2			1			1											1.9
2		1			1												1.7
4	1			1	1	1											1.8
1					1												2.5
1											1						6.7
1			1														1.4
1				1													2.0
435	14	53	79	147	47	38	16	16	1	11	11	2					2.1
44		6	13	12	10	1	2										1.8
7			1	3		2					1						2.7
1			1														1.2
403	2	33	41	110	38	77	12	24	11	22	31	1				1	2.8
25		1	6	13	2	3											1.9
62		11	22	20	6	2	1										1.6
4			2	1	1												1.7
21		8	4	5	1	2		1									1.6
10		1		4		4				1							2.5
1			1														1.5
2			2														1.5
27	1	8	15	2	1												1.2
11		2	7	1		1											1.4
5	1		3	1													1.2
1			1														1.1
1		1															1.0

NOTE: Be sure to check for related offense codes when examining a particular type of crime. They may or may not be in sequential order or even on the same page.



**B2a** 2003 Commitments by Minimum Term Distribution for Men and Women — Non-Assaultive Offenses  
*Includes Additional Sentences Imposed*  
 Page Three of Nine

B - 25

GRAND TOTALS		
VIOLATIONS		
ATTEMPTS		
Max. Penalty		
750.157B3	Solicit to Commit Felony	5
ATTEMPTS		
750.157N1	Financial Transaction Device - Steal/ Retain w/o Consent	4
ATTEMPTS		
750.157N2	Financial Transaction Device - Poss Fraudulent One	4
ATTEMPTS		
750.157P	Financial Transaction Device - Poss w/Intent to Use/Sell	4
ATTEMPTS		
750.157Q	Financial Transaction Device - Illegal Sale/Use	4
ATTEMPTS		
750.157U	Financial Transaction Device - Overcharging	4
ATTEMPTS		
750.157V	Financial Transaction Device - False ID	4
ATTEMPTS		
750.157W1C1	Financial Trans Device - Fraud Betw \$1K & <\$20K	5
ATTEMPTS		
750.159I1	Criminal Enterprise - Conducting	20
ATTEMPTS		
750.160	Dead Bodies - Disinterment & Mutilation	10
ATTEMPTS		
750.161	Desertion & Non-Support	3
ATTEMPTS		
750.165	Refusing to Support Spouse or Children	4
ATTEMPTS		
750.174A4A	Embezzlement - Relationship of Trust Betw \$1K & <\$20K	5
ATTEMPTS		
750.174-B	Embezzlement - Agent or Trustee Over \$100	10
ATTEMPTS		
750.1744A	Embezzlement - Agent or Trustee Betw \$1K & <\$20K	5
ATTEMPTS		
750.1745A	Embezzlement - Agent or Trustee \$20K or More	10
ATTEMPTS		
750.183-A	Escape - Aiding Prisoner - Felony	7
ATTEMPTS		
750.186A	Escape from Juvenile Facility	4
ATTEMPTS		
750.193	Break, Escape or Attempt to Break, Escape Prison	5
ATTEMPTS		

TOTAL	.5	1	1.5	2	2.5	3	3.5	4	4.5	5	10	15	20	25	>25	LIFE	AVG
4,783	142	830	1,102	1,720	331	336	98	91	14	51	58	4			1	5	1.8
4,531	117	776	1,015	1,666	310	329	94	91	14	51	58	4			1	5	1.9
252	25	54	87	54	21	7	4										1.4
1			1														1.5
34	1	10	14	6	2	1											1.4
2		1	1														1.1
1			1														1.3
4		1		1	1	1											1.9
8		1	2	4	1												1.7
1			1														1.3
1		1															0.8
1			1														1.5
1			1														1.1
15					3	2	2			2	5	1					5.3
1											1						5.6
8		3	1	4													1.5
6	1	5															0.9
19			4	10	2	1		2									2.1
6		2	4														1.2
2			2														1.5
4				2		1		1									2.6
2		2															0.8
38		12	9	10	5	1		1									1.6
5			4	1													1.4
9	1	3	1	3		1											1.4
1			1														1.5
3		1		1		1											1.8
2			1	1													1.7
42	1	19	13	7	1	1											1.3
4		3		1													1.1

NOTE: Be sure to check for related offense codes when examining a particular type of crime. They may or may not be in sequential order or even on the same page.

**B2a** 2003 Commitments by Minimum Term Distribution for Men and Women — Non-Assaultive Offenses  
*Includes Additional Sentences Imposed*  
 Page Four of Nine

B - 26

		GRAND TOTALS
		VIOLATIONS
		ATTEMPTS
		Max. Penalty
750.1951	Escape from Misdemeanor Jail Sentence	2 ATTEMPTS
750.1952	Escape - From Felony Jail Sentence	4 ATTEMPTS
750.1971	Escape Awaiting Trial For Misdemeanor	2 ATTEMPTS
750.1972	Escape - Awaiting Trial for Felony	4 ATTEMPTS
750.199A	Absconding or Forfeiting Bond	4 ATTEMPTS
750.218-B	False Pretenses - Over \$100 (obsolete)	10 ATTEMPTS
750.2182	False Pretenses - \$200 or Less	MISD ATTEMPTS
750.2183A	False Pretenses - Betw \$200 & <\$1K	1 ATTEMPTS
750.2184A	False Pretenses - Betw \$1K & <\$20K	5 ATTEMPTS
750.2185A	False Pretenses - \$20K or More	10 ATTEMPTS
750.219E	Financial Institution, Unauthorized Credit Application	4 ATTEMPTS
750.224A	Weapon, Taser, Poss or Sale	4 ATTEMPTS
750.224B	Weapon - Short-Barrel Shotgun/ Rifle	5 ATTEMPTS
750.224F	Weapon - Firearm, Poss by Felon	5 ATTEMPTS
750.2241-A	Weapon - Dangerous Weapon - Misc	5 ATTEMPTS
750.226	Carry Weapon w/Unlawful Intent	5 ATTEMPTS
750.227	Carrying Concealed Weapons	5 ATTEMPTS
750.227B	Felony Firearm	10 ATTEMPTS
750.227B-A	Weapons - Felony Firearm	2 ATTEMPTS

TOTAL	.5	1	1.5	2	2.5	3	3.5	4	4.5	5	10	15	20	25	>25	LIFE	AVG
4,783	142	830	1,102	1,720	331	336	98	91	14	51	58	4			1	5	1.8
4,531	117	776	1,015	1,666	310	329	94	91	14	51	58	4			1	5	1.9
252	25	54	87	54	21	7	4										1.4
1				1													1.8
17		7	4	5		1											1.5
1		1															1.0
1			1														1.3
20	3	3	2	5	3	4											1.7
2	1	1															0.7
30	2	6	9	12	1												1.4
8		1	1	3		1	1			1							2.5
1						1											3.0
1			1														1.3
1		1															1.0
26		2	8	11	1	4											1.8
1			1														1.5
9		4	2	1	1			1									1.5
1								1									3.3
1						1											2.8
2		1	1														1.1
4				3	1												2.0
1					1												2.5
185	20	32	45	47	13	13	7	1		2	3				1	1	1.8
4	1	1	2														0.9
3			1	1	1												1.9
1			1														1.7
13	1	2	3	5	1		1										1.6
99	9	31	18	22	5	8	4	1								1	1.5
8	1	2		5													1.3
14			1	12						1							2.1
491				486						5							2.0

NOTE: Be sure to check for related offense codes when examining a particular type of crime. They may or may not be in sequential order or even on the same page.

**B2a** 2003 Commitments by Minimum Term Distribution for Men and Women — Non-Assaultive Offenses  
*Includes Additional Sentences Imposed*  
 Page Five of Nine

B - 27

	GRAND TOTALS																	
	VIOLATIONS																	
	ATTEMPTS																	
	Max. Penalty																	
750.227B-B	Weapons - Felony Firearm - 2nd Offense	5																
	ATTEMPTS																	
750.227C	Poss of Loaded Firearm in Vehicle	2																
	ATTEMPTS																	
750.230	Weapons - Firearms, Altering ID Marks	2																
	ATTEMPTS																	
750.248	Forgery of Records, Other Instruments	14																
	ATTEMPTS																	
750.249	Uttering & Publishing	14																
	ATTEMPTS																	
750.250	Forgery of State Warrant	7																
	ATTEMPTS																	
750.252	Counterfeit Notes Poss w/Int to Utter & Publish	7																
	ATTEMPTS																	
750.253	Uttering & Publishing Counterfeit Bills or Notes	5																
	ATTEMPTS																	
750.254	Forged Bills, Notes, Possession w/Int to Utter & Publish	5																
	ATTEMPTS																	
750.261	Counterfeiting - Coins/Poss of Less than 5	10																
	ATTEMPTS																	
750.280	Gross Frauds & Cheats at Common Law	10																
	ATTEMPTS																	
750.285	Obtain Personal Identity Info w/o Permission	5																
	ATTEMPTS																	
750.356	Larceny	10																
	ATTEMPTS																	
750.356-A	Larceny - Over \$100 (obsolete)	5																
	ATTEMPTS																	
750.356A	Breaking and Entering - A Vehicle	5																
	ATTEMPTS																	
750.356A-B	Breaking and Entering - A Vehicle Steal Prop. Over \$5	5																
	ATTEMPTS																	
750.356A-C	Breaking and Entering - A Vehicle (with Damage)	5																
	ATTEMPTS																	
750.356A1	Larceny - From a Motor Vehicle	5																
	ATTEMPTS																	
750.356A2A	Breaking and Entering - A Vehicle Steal Prop. <\$200	MISD																
	ATTEMPTS																	

TOTAL	.5	1	1.5	2	2.5	3	3.5	4	4.5	5	10	15	20	25	>25	LIFE	AVG
4,783	142	830	1,102	1,720	331	336	98	91	14	51	58	4			1	5	1.8
4,531	117	776	1,015	1,666	310	329	94	91	14	51	58	4			1	5	1.9
252	25	54	87	54	21	7	4										1.4
2										2							5.0
2			2														1.3
1				1													2.0
47		6	10	16	3	8	2	1	1								2.0
4			1	1	1		1										2.2
299	8	56	86	97	26	15		9		2							1.7
33	5	4	12	6	5	1											1.4
1					1												2.5
1		1															1.0
1			1														1.5
1			1														1.3
1			1														1.5
2			1	1													1.6
1				1													1.9
11	1	6	1	1		1	1										1.4
2		1	1														1.1
2				2													2.0
2		2															1.0
1			1														1.5
2		2															1.0
1				1													2.0
42	1	8	10	14	4	4	1										1.7
8	2	3	3														0.9
1						1											3.0

NOTE: Be sure to check for related offense codes when examining a particular type of crime. They may or may not be in sequential order or even on the same page.

**B2a** 2003 Commitments by Minimum Term Distribution for Men and Women — Non-Assaultive Offenses  
*Includes Additional Sentences Imposed*  
 Page Six of Nine

B - 28

	GRAND TOTALS	
	VIOLATIONS	
	ATTEMPTS	
	Max. Penalty	
750.356A2C1	Breaking and Entering - A Vehicle Steal Prop. \$1K - <\$20K	5 ATTEMPTS
750.356A2C2	Breaking & Enter Vehicle - Steal Betw \$200-\$1K 2nd Offense	5 ATTEMPTS
750.356A2D1	Breaking and Entering - A Vehicle Steal Prop. \$20K+	10 ATTEMPTS
750.356A3	Breaking and Entering - A Vehicle (with Damage)	5 ATTEMPTS
750.356B	B & E Coin Operated Telephone	4 ATTEMPTS
750.356C	Retail Fraud - 1st Degree	5 ATTEMPTS
750.356D	Retail Fraud - 2nd Degree	1 ATTEMPTS
750.3562B	Larceny - \$1,000 Or More but Less Than \$20,000 - 3rd Off	10 ATTEMPTS
750.3563A	Larceny - \$1,000 Or More But Less Than \$20,000	5 ATTEMPTS
750.3563B	Larceny - \$200 Or More But Less Than \$1,000 - 2nd Offense	5 ATTEMPTS
750.357	Larceny from Person	10 ATTEMPTS
750.357A	Larceny Livestock	4 ATTEMPTS
750.357B	Firearms - Stealing of Another	5 ATTEMPTS
750.360	Larceny in Building	4 ATTEMPTS
750.362	Larceny By Conversion	10 ATTEMPTS
750.362-A	Larceny - By Conversion Over \$100 (obsolete)	5 ATTEMPTS
750.362A3A	Failure to Return Rented Property Betw \$1K & <\$20K	5 ATTEMPTS
750.3622A	Larceny by Conversion \$20K+	10 ATTEMPTS
750.3623A	Larceny - By Conversion Betw \$1K and <\$20K	5 ATTEMPTS

TOTAL	.5	1	1.5	2	2.5	3	3.5	4	4.5	5	10	15	20	25	>25	LIFE	AVG
4,783	142	830	1,102	1,720	331	336	98	91	14	51	58	4			1	5	1.8
4,531	117	776	1,015	1,666	310	329	94	91	14	51	58	4			1	5	1.9
252	25	54	87	54	21	7	4										1.4
10		2	4	2	2												1.6
1			1														1.3
1				1													2.0
44	7	15	11	7	2	2											1.2
1		1															1.0
1		1															0.8
187	3	44	67	47	9	11	2	4									1.6
3	2	1															0.6
3		3															0.8
1								1									4.0
20		3	5	9	2			1									1.8
4		1	1	1	1												1.6
92	5	13	22	26	10	9	3	3			1						1.9
13	2	1	6	3		1											1.4
1			1														1.5
10		1	1	5	2	1											2.0
152	5	26	54	43	10	11		2	1								1.6
12		5	7														1.1
1		1															1.0
4			2			1		1									2.4
1			1														1.5
4				3		1											2.2
11	1		7	3													1.4
1				1													1.7

NOTE: Be sure to check for related offense codes when examining a particular type of crime. They may or may not be in sequential order or even on the same page.

**B2a** 2003 Commitments by Minimum Term Distribution for Men and Women — Non-Assaultive Offenses  
*Includes Additional Sentences Imposed*  
 Page Seven of Nine

B - 29

		GRAND TOTALS
		VIOLATIONS
		ATTEMPTS
		Max. Penalty
750.363	Larceny by False Personation	10 ATTEMPTS
750.377AA	Malicious Destruction of Personal Property Over \$100	4 ATTEMPTS
750.377A1A1	Malicious Destruction of Personal Property \$20K+	10 ATTEMPTS
750.377A1B1	Mal Destr. of Personal Property Betw \$1K & <\$20K	5 ATTEMPTS
750.377A1D	Malicious Destruction Personal Property <\$200	MISD ATTEMPTS
750.380A	Malicious Destruction of Building Over \$100 (obsolete)	4 ATTEMPTS
750.3803A	Malicious Destruction of Building Betw \$1K & <\$20K	5 ATTEMPTS
750.3821C1	Malicious Destr. - Trees, etc. Betw \$1K & <\$20K	5 ATTEMPTS
750.383A	Malicious Destruction of Utility Property	4 ATTEMPTS
750.411A1B	False Report of a Felony	4 ATTEMPTS
750.413	Unlawfully Driving Away an Automobile	5 ATTEMPTS
750.414	Unlawful Use Auto w/o Intent to Steal	2 ATTEMPTS
750.422	Perjury - Court Proceeding	LIFE ATTEMPTS
750.425	Incite or Procure to Commit Perjury	5 ATTEMPTS
750.448	Prostitution - Accosting & Soliciting	MISD ATTEMPTS
750.451-B	Prostitution - 3rd Offense	2 ATTEMPTS
750.483A2B	Interfering with Crime Report - Threat to Kill/Injure	10 ATTEMPTS
750.483A6A	Tamper with Evidence	4 ATTEMPTS
750.483A6B	Tamper w/ Evidence - Criminal Case >10 Yr Term	10 ATTEMPTS

TOTAL	.5	1	1.5	2	2.5	3	3.5	4	4.5	5	10	15	20	25	>25	LIFE	AVG
4,783	142	830	1,102	1,720	331	336	98	91	14	51	58	4			1	5	1.8
4,531	117	776	1,015	1,666	310	329	94	91	14	51	58	4			1	5	1.9
252	25	54	87	54	21	7	4										1.4
1		1															1.0
1		1															1.0
2							1	1									3.6
12		3	4	4			1										1.5
1		1															1.0
1								1									3.9
1			1														1.5
5	1		3		1												1.4
1				1													2.0
1	1																0.5
18	1	6	7	3			1										1.3
1	1																0.5
195	3	37	56	63	19	13	2	2									1.7
9		1	5	2	1												1.4
42	3	8	25	3	2	1											1.2
4		1		2				1									1.9
1				1													1.9
1		1															1.0
2			1	1													1.5
2						2											3.0
1					1												2.3
1						1											3.0

NOTE: Be sure to check for related offense codes when examining a particular type of crime. They may or may not be in sequential order or even on the same page.

**B2a** 2003 Commitments by Minimum Term Distribution for Men and Women — Non-Assaultive Offenses  
*Includes Additional Sentences Imposed*  
 Page Eight of Nine

B - 30

		GRAND TOTALS
		VIOLATIONS
		ATTEMPTS
		Max. Penalty
750.49-A	Animals - Fighting	4
	ATTEMPTS	
750.50B	Animals - Attending Fight	4
	ATTEMPTS	
750.505-A	Obstruction of Justice	5
	ATTEMPTS	
750.505-B	Accessory After the Fact to Felony	5
	ATTEMPTS	
750.535	Stolen Property - Receiving and Concealing	10
	ATTEMPTS	
750.535-A	Stolen Property - Receiving & Conceal Over \$100 (obsolete)	5
	ATTEMPTS	
750.535A2	Motor Vehicles - Operating a Chop Shop	10
	ATTEMPTS	
750.535B	Weapons, Firearms - Receiving & Concealing	10
	ATTEMPTS	
750.5352A	Stolen Property - Rec & Conc \$20K+	10
	ATTEMPTS	
750.5352B	Stolen Prop - Receive & Conceal >\$20K 3rd or Subs	10
	ATTEMPTS	
750.5353A	Stolen Property - Rec & Conc Betw \$1K & <\$20K	5
	ATTEMPTS	
750.5354A	Stolen Prop - Rec & Conc Betw \$200 & <\$1K	1
	ATTEMPTS	
750.5357	Receiving and Concealing Stolen Automobile	5
	ATTEMPTS	
750.540	Cut, Break, Tap Wire or Cable	2
	ATTEMPTS	
752.10542	Copy Audio/Video For Gain - Felony	5
	ATTEMPTS	
752.796	Computers - Use to Violate Theft Statute	10
	ATTEMPTS	
752.7971C1	Computers - Fraudulent Access Betw \$1K & <\$20K	5
	ATTEMPTS	
752.7973D	Computers - Use to Commit Crime, Penalty Betw 4-10 Yr	7
	ATTEMPTS	
752.7973E	Computers - Use to Commit Crime Penalty Betw 10-20 Yr	10
	ATTEMPTS	

TOTAL	.5	1	1.5	2	2.5	3	3.5	4	4.5	5	10	15	20	25	>25	LIFE	AVG
4,783	142	830	1,102	1,720	331	336	98	91	14	51	58	4			1	5	1.8
4,531	117	776	1,015	1,666	310	329	94	91	14	51	58	4			1	5	1.9
252	25	54	87	54	21	7	4										1.4
1	1																0.5
2		1		1													1.5
5			2	1	1		1										2.1
11		2	1	3	1	3		1									2.2
1			1														1.5
2		2															0.9
1				1													1.7
8	2	2	3	1													0.9
1	1																0.3
7		5	1			1											1.3
15		1	4	5	2	2				1							2.1
1				1													2.0
20		15	2	3													1.1
1			1														1.3
170	5	65	42	37	10	3	6	2									1.4
12		2	8	2													1.3
1						1											2.8
62	2	45	8	6		1											1.1
3		2		1													1.1
8		3	4	1													1.2
1			1														1.1
1	1																0.2
1							1										3.5
1				1													1.8
2		1		1													1.3
1			1														1.5

NOTE: Be sure to check for related offense codes when examining a particular type of crime. They may or may not be in sequential order or even on the same page.

**B2a** 2003 Commitments by Minimum Term Distribution for Men and Women — Non-Assaultive Offenses  
*Includes Additional Sentences Imposed*  
 Page Nine of Nine

B - 31

		GRAND TOTALS
		VIOLATIONS
		ATTEMPTS
		Max. Penalty
752.811A	Break & Enter - Coin-Operated Device	3 ATTEMPTS
752.811B	Break & Enter - Poss Tool to Open Coin-Operated Device	3 ATTEMPTS
767A.91B	Prosecutor's Investigative Subpoena - Perjury	LIFE ATTEMPTS
769.12	Habitual Offender Fourth Felony	LIFE ATTEMPTS
800.281	Prisons - Contraband	5 ATTEMPTS
800.2811	Prisons - Furnish Contraband to Prisoner in Prison	5 ATTEMPTS
800.2813	Prisons - Bringing Contraband Into	5 ATTEMPTS
800.2814	Prisons - Prisoner Possessing Contraband	5 ATTEMPTS
800.2834	Prisons - Prisoner Possessing Weapon	5 ATTEMPTS
801.2622	Jail - Prisoner Possess Weapon	5 ATTEMPTS
801.2631	Jail - Furnish Contraband to Prisoner	5 ATTEMPTS
801.2632	Jails - Prisoner Possessing Contraband	5 ATTEMPTS

TOTAL	.5	1	1.5	2	2.5	3	3.5	4	4.5	5	10	15	20	25	>25	LIFE	AVG
4,783	142	830	1,102	1,720	331	336	98	91	14	51	58	4			1	5	1.8
4,531	117	776	1,015	1,666	310	329	94	91	14	51	58	4			1	5	1.9
252	25	54	87	54	21	7	4										1.4
6			2	4													1.8
2			1	1													1.5
1				1													2.0
2																2	
1		1															1.0
2		1	1														1.0
2		1	1														1.1
1			1														1.1
15		7	5	2	1												1.2
6	3	3															0.6
22		9	5	4	1			1		1	1						1.8
8	4	3	1														0.7
2	1	1															0.7
1		1															0.8
1			1														1.5
4		2	1	1													1.2

**NOTES: Be sure to check for related offense codes when examining a particular type of crime. They may or may not be in sequential order or even on the same page.**

Largest minimum term is reported.

When minimum terms exceed maximum penalties, that may be due to anomalies in criminal justice practices, habitualized offenses, database errors, etc.

Each minimum term category is rounded up from the preceding category (for example, the ten-year category includes all minimums longer than five years up to exactly ten years).

Minimum term averages are based on raw data (with life sentences excluded from the calculations).

Source: Corrections Management Information System (CMIS)

# B2b

## 2003 Commitments by Minimum Term Distribution for Men and Women — Drug Offenses Includes Additional Sentences Imposed

Page One of Three

B - 32

GRAND TOTALS		
	VIOLATIONS	
	ATTEMPTS	
	Max. Penalty	
333.73413	Controlled Sub - Imitation - Mfg. or Distribution	2 ATTEMPTS
333.7401	Contr. Sub - Mfg, Del, Poss	LIFE ATTEMPTS
333.7401C2A	Controlled Sub - Operate/Maintain A Lab	10 ATTEMPTS
333.7401C2B	Contr. Sub. - Operate Lab Near Minor	20 ATTEMPTS
333.7401C2C	Controlled Sub - Op/Maintain Lab Involve Hazardous Waste	20 ATTEMPTS
333.7401C2D	Controlled Sub - Manufac Near Church/School	20 ATTEMPTS
333.7401C2E	Controlled Sub - Op/Maintain Lab Involve Firearm	25 ATTEMPTS
333.74012A	Controlled Sub - Mfg, Del, Poss (Narcotic or Cocaine)	LIFE ATTEMPTS
333.74012A1	Controlled Sub - Mfg, Del, Poss 1000 or More Grams	LIFE ATTEMPTS
333.74012A2	Controlled Sub - Mfg, Del, Poss 450-999g	30 ATTEMPTS
333.74012A3	Controlled Sub - Mfg, Del, Poss 50-449g	20 ATTEMPTS
333.74012A4	Controlled Sub - Mfg, Del, Poss <50 Grams	20 ATTEMPTS
333.74012B	Contr. Sub - Mfg, Del, Poss, Sch 1-3, Methamphetamine	20 ATTEMPTS
333.74012B-A	Contr. Sub - Mfg, Del, Poss (Sch 1,2,3 ex Marij & Cocaine)	7 ATTEMPTS
333.74012B1	Controlled Sub - Mfg, Del, Poss Methamphetamine	20 ATTEMPTS
333.74012C-A	Controlled Sub - Mfg, Del, Poss, (Sch 4)	4 ATTEMPTS
333.74012D	Controlled Sub - Mfg, Del, Poss (Sch 5)	2 ATTEMPTS
333.74012D1	Controlled Sub - Mfg, Del, Poss, 45 Kg+ Marijuana	15 ATTEMPTS

TOTAL	.5	1	1.5	2	2.5	3	3.5	4	4.5	5	10	15	20	25	>25	LIFE	AVG
1,826	90	480	435	358	87	119	32	33	24	36	96	14	14	2	3	3	2.3
1,718	71	427	419	345	84	118	29	33	24	36	96	14	14	2	3	3	2.4
108	19	53	16	13	3	1	3										1.1
12	1	4	5	2													1.2
1				1													2.0
18			5	8		3	1			1							2.2
1							1										3.3
4				1	2						1						3.5
1				1													1.9
14		1	3	1			1				4	4					4.3
1				1													2.0
18			1	4	1	5		1	2		4						3.8
2					1						1						5.1
1				1													2.0
29						1		1		1	8	5	8	1	3	1	15.1
40		1	1	1	1	5	1	2	5	3	10	5	4	1			8.4
136		6	7	15	4	21	6	8	7	16	43	3					5.0
2				2													2.0
709	26	233	193	144	32	45	11	11		7	7						1.6
83	15	49	12	5	1	1											1.0
1					1												2.5
20		3	5	6	1	1	2	1			1						2.3
46	2		4	2	5	7	3	5	8	1	7	1	1				4.1
1		1															1.0
1			1														1.5
5			1	4													1.8

NOTE: Be sure to check for related offense codes when examining a particular type of crime. They may or may not be in sequential order or even on the same page.



# B2b

## 2003 Commitments by Minimum Term Distribution for Men and Women — Drug Offenses Includes Additional Sentences Imposed

Page Two of Three

B - 33

GRAND TOTALS		
VIOLATIONS		
ATTEMPTS		
Max. Penalty		
333.74012D2	Controlled Sub - Mfg, Del, Poss Marijuana 5 - <45 Kg	7 ATTEMPTS
333.74012D3	Controlled Sub - Mfg, Del, Poss Marijuana <5 Kg	4 ATTEMPTS
333.74012F	Prescription Forms Mfg, Del, Poss	7 ATTEMPTS
333.74032A1	Controlled Sub - Poss 1000g+ Narc. or Cocaine	LIFE ATTEMPTS
333.74032A2	Controlled Sub - Poss 450-999g Narc. or Cocaine	30 ATTEMPTS
333.74032A3	Controlled Sub - Poss 50-449g Narc. or Cocaine	20 ATTEMPTS
333.74032A4	Controlled Sub - Poss 25-49g Narc. or Cocaine	4 ATTEMPTS
333.74032A5	Controlled Sub - Poss Less 25g Narc. or Cocaine	4 ATTEMPTS
333.74032B-A	Controlled Sub - Possession/ Analogues	2 ATTEMPTS
333.74032B-B	Contr. Sub - Poss (Sub Added to Sch 1-4, by Rule)	2 ATTEMPTS
333.74032B1	Controlled Sub - Possession Methamphetamine	10 ATTEMPTS
333.74032D	Controlled Sub - Poss Marijuana	MISD ATTEMPTS
333.7404	Controlled Substance Use	MISD ATTEMPTS
333.74042A	Contr. Sub Use (Narcotic, Cocaine, Methamphetamine)	MISD ATTEMPTS
333.7405D	Contr. Sub - Maintain or Keep Drug House	MISD ATTEMPTS
333.7407A-A	Controlled Sub - Induce Person to Commit Felony	LIFE ATTEMPTS
333.7407A1	Controlled Substance - Attempt Felony	LIFE ATTEMPTS
333.7407A1-A	Controlled Sub - Attempted Felony	LIFE ATTEMPTS

TOTAL	.5	1	1.5	2	2.5	3	3.5	4	4.5	5	10	15	20	25	>25	LIFE	AVG
1,826	90	480	435	358	87	119	32	33	24	36	96	14	14	2	3	3	2.3
1,718	71	427	419	345	84	118	29	33	24	36	96	14	14	2	3	3	2.4
108	19	53	16	13	3	1	3										1.1
8	1	1	2	2	1					1							1.8
160	12	36	54	39	11	7		1									1.4
5	1	2	2														0.9
1				1													2.0
3													1			2	20.0
7					1	1			1		4						5.4
6			1	2						1	2						4.3
7	1	4		2													1.1
356	27	106	102	78	17	20	1	2	1	1	1						1.4
8	3	2	1	1	1												1.0
9		4	3	1				1									1.4
2		1	1														1.1
30		1	5	13	4	2	2	1			2						2.3
2			1	1													2.2
19		9	9	1													1.1
1		1															1.0
1		1															1.0
22	1	10	10	1													1.1
1			1														1.5
1								1									3.3
5		1	2	2													1.5
2				1				1									2.5

NOTE: Be sure to check for related offense codes when examining a particular type of crime. They may or may not be in sequential order or even on the same page.

**B2b** 2003 Commitments by Minimum Term Distribution for Men and Women — Drug Offenses  
*Includes Additional Sentences Imposed*  
 Page Three of Three

B - 34

GRAND TOTALS		
VIOLATIONS		
ATTEMPTS		
Max. Penalty		
333.74071C	Controlled Sub - Obtain by Fraud	4
ATTEMPTS		
333.74071G	Controlled Sub - Counterfeit Prescription Form	4
ATTEMPTS		
333.74101A	Controlled Sub - Deliver to Minor <50g	40
ATTEMPTS		
333.74101-D	Contr. Sub - Delivery to Minor (Sch. 4 & Marijuana)	8
ATTEMPTS		
333.74102-A	Contr. Sub - Del on School Prop (Narc. or Cocaine) <50g	60
ATTEMPTS		
333.74103	Contr. Sub - Poss w/Int on School Prop (Narc/Cocaine) <50g	40
ATTEMPTS		
333.74104-A	Contr. Sub - Poss on School Prop (Narc/Cocaine) <25g	8
ATTEMPTS		
333.74132	Controlled Sub - Second Offense - Double Penalty	LIFE
ATTEMPTS		

TOTAL	.5	1	1.5	2	2.5	3	3.5	4	4.5	5	10	15	20	25	>25	LIFE	AVG
1,826	90	480	435	358	87	119	32	33	24	36	96	14	14	2	3	3	2.3
1,718	71	427	419	345	84	118	29	33	24	36	96	14	14	2	3	3	2.4
108	19	53	16	13	3	1	3										1.1
8		3	1	3	1												1.5
1			1														1.4
1				1													1.7
1					1												2.4
1				1													2.0
1				1													2.0
6				5							1						2.6
1			1														1.1
4			1	3													1.7

**NOTES: Be sure to check for related offense codes when examining a particular type of crime. They may or may not be in sequential order or even on the same page.**

Largest minimum term is reported.

When minimum terms exceed maximum penalties, that may be due to anomalies in criminal justice practices, habitualized offenses, database errors, etc.

Each minimum term category is rounded up from the preceding category (for example, the ten-year category includes all minimums longer than five years up to exactly ten years).

Minimum term averages are based on raw data (with life sentences excluded from the calculations).

Source: Corrections Management Information System (CMIS)

# B2c 2003 Commitments by Minimum Term Distribution for Men and Women — Assaultive Offenses

*Includes Additional Sentences Imposed*  
Page One of Eight

B - 35

		GRAND TOTALS
		VIOLATIONS
		ATTEMPTS
		Max. Penalty
257.602A	Peace Officer - Fleeing Vehicle Code	15 ATTEMPTS
257.602A2	Peace Officer - Fleeing/Vehicle Code 4th Degree	2 ATTEMPTS
257.602A3-A	Peace Officer - Fleeing/Vehicle Code 3rd Degree	5 ATTEMPTS
257.602A4	Peace Officer - Fleeing/Vehicle Code 2nd Degree	10 ATTEMPTS
257.602A4-A	Peace Officer - Fleeing/Vehicle Code - Cause Serious Injury	10 ATTEMPTS
257.602A5	Peace Officer - Fleeing/Vehicle Code 1st Degree	15 ATTEMPTS
257.6173	Fail to Stop at Accident - At Fault Rslt Death	15 ATTEMPTS
257.6254	Operating - Under the Influence Causing Death	15 ATTEMPTS
257.6255-A	Operating - Under the Influence Causing Serious Injury	5 ATTEMPTS
257.9044	Operate - License Suspend/Revoke Cause Death	15 ATTEMPTS
257.9045	Operate - License Suspend/Revoke Cause Serious Injury	5 ATTEMPTS
722.675	Distributing Obscene Matter to Minor	2 ATTEMPTS
750.10A	Sexually Delinquent	LIFE ATTEMPTS
750.110A2	Home Invasion - 1st Degree	20 ATTEMPTS
750.1227B	Witness - Intimidate, Threaten Sentence >10 yr	10 ATTEMPTS
750.1227C	Witness - Intimidate, Threaten Inj/Death	15 ATTEMPTS
750.13	Entice Away Female Under 16	10 ATTEMPTS
750.136B2	Child Abuse - 1st Degree	15 ATTEMPTS

TOTAL	.5	1	1.5	2	2.5	3	3.5	4	4.5	5	10	15	20	25	>25	LIFE	AVG
4,485	48	387	606	704	266	341	142	198	124	258	678	284	149	76	78	146	5.4
4,296	45	358	550	646	251	322	134	198	123	258	678	284	149	76	78	146	5.5
189	3	29	56	58	15	19	8		1								1.7
1				1													1.9
20		5	11	3		1											1.3
110	5	36	25	30	8	2	2	2									1.5
1					1												2.4
16		5	2	3		3	1			1	1						2.4
1												1					7.0
2			1			1											2.1
49			1	7	12	6	1	7	3	4	8						3.6
1							1										3.3
26		1	4	14	2	2	3										2.0
4					1			1		1	1						4.8
4				1	1	1		1									2.8
1			1														1.5
2				2													2.0
286		7	14	32	12	32	4	19	26	29	93	10	5	3			5.3
20		2	6	7	3	2											1.8
1		1															0.8
2			1				1										2.3
1		1															1.0
20			3	3	1	3	2			4	4						4.0

NOTE: Be sure to check for related offense codes when examining a particular type of crime. They may or may not be in sequential order or even on the same page.

**B2c** 2003 Commitments by Minimum Term Distribution for Men and Women — Assaultive Offenses  
*Includes Additional Sentences Imposed*  
 Page Two of Eight

B - 36

GRAND TOTALS		
VIOLATIONS		
ATTEMPTS		
Max. Penalty		
750.136B3	Child Abuse - 2nd Degree	4
ATTEMPTS		
750.136B4	Child Abuse - 3rd Degree	2
ATTEMPTS		
750.145A	Children - Accosting for Immoral Purposes	1
ATTEMPTS		
750.145C2	Child Sexually Abusive Activity	20
ATTEMPTS		
750.145D2D	Computer/Internet - Comm w/Other to Plan Crime 4-10 yr Sent	10
ATTEMPTS		
750.145D2F	Computer/Internet - Comm w/Other to Plan Crime 15+ yr Sent	20
ATTEMPTS		
750.145N3	Abuse Vulnerable Adult - 3rd Degree	2
ATTEMPTS		
750.157B	Solicit to Murder, Other Felony	LIFE
ATTEMPTS		
750.157B2	Solicit to Murder	LIFE
ATTEMPTS		
750.197C	Assault Employee and/or Escape Jail Through Violence	4
ATTEMPTS		
750.197CA	Assault Prison Employee	4
ATTEMPTS		
750.209-B	Explosives - Place Offensive Subs w/Int To Alarm	5
ATTEMPTS		
750.211A2A	Explosives - Poss of Molotov Cocktail/Other Expl.	15
ATTEMPTS		
750.211A2B	Explosives - Poss Molotov Cocktail Causing Property Damage	20
ATTEMPTS		
750.211A2C	Explosives - Poss Molotov Cocktail Cause Injury	25
ATTEMPTS		
750.213	Extortion	20
ATTEMPTS		
750.234A	Firearm - Discharge from a Vehicle	4
ATTEMPTS		
750.234B	Firearm - Discharge In/At Dwelling	4
ATTEMPTS		

TOTAL	.5	1	1.5	2	2.5	3	3.5	4	4.5	5	10	15	20	25	>25	LIFE	AVG
4,485	48	387	606	704	266	341	142	198	124	258	678	284	149	76	78	146	5.4
4,296	45	358	550	646	251	322	134	198	123	258	678	284	149	76	78	146	5.5
189	3	29	56	58	15	19	8		1								1.7
14	1	3	1	6	1	1		1									1.8
5		2	3														1.1
7		1	2	1		3											1.9
14		1		3	1	1				3	5						4.9
1		1															1.0
1			1														1.9
1				1													1.9
1																1	1.0
1																	30.0
1													1				18.8
8		4	1		2	1											1.6
3	1		2														1.0
31		10	4	9	5				1	1	1						1.9
4		1	3														1.2
1						1											3.0
2				1			1										2.5
1				1													2.0
1												1					15.0
15				3		3		1		2	3	2	1				6.7
2				1	1												2.2
4	1			1	1		1										1.8
7	1	2	1	2		1											1.5

NOTE: Be sure to check for related offense codes when examining a particular type of crime. They may or may not be in sequential order or even on the same page.

**B2c** 2003 Commitments by Minimum Term Distribution for Men and Women — Assaultive Offenses  
*Includes Additional Sentences Imposed*  
 Page Three of Eight

B - 37

GRAND TOTALS		VIOLATIONS		ATTEMPTS		Max. Penalty	
750.316	First Degree Murder	LIFE	ATTEMPTS				
750.316-A	Murder - First Degree - Premeditated	LIFE	ATTEMPTS				
750.316-B	Murder - Felony	LIFE	ATTEMPTS				
750.316-C	Murder - Open - Statutory Short Form	LIFE	ATTEMPTS				
750.317	Second Degree Murder	LIFE	ATTEMPTS				
750.321	Manslaughter	15	ATTEMPTS				
750.321-A	Manslaughter - Statutory Short Form	15	ATTEMPTS				
750.321-C	Manslaughter - Involuntary	15	ATTEMPTS				
750.321-E	Manslaughter with Motor Vehicle	15	ATTEMPTS				
750.324	Negligent Homicide	2	ATTEMPTS				
750.329	Death - Firearm without Malice	15	ATTEMPTS				
750.338B	Gross Indecency Male and Female - Commit/Procure	5	ATTEMPTS				
750.349	Kidnapping	LIFE	ATTEMPTS				
750.350	Kidnapping - Child Enticement	LIFE	ATTEMPTS				
750.350A1	Kidnapping - Custodial Interference	13 mo.	ATTEMPTS				
750.377B	Mal Destr. Police or Fire Dept Property	4	ATTEMPTS				
750.411i	Stalking - Aggravated	5	ATTEMPTS				
750.411i2B	Stalking a Minor - Aggravated	10	ATTEMPTS				

TOTAL	.5	1	1.5	2	2.5	3	3.5	4	4.5	5	10	15	20	25	>25	LIFE	AVG
4,485	48	387	606	704	266	341	142	198	124	258	678	284	149	76	78	146	5.4
4,296	45	358	550	646	251	322	134	198	123	258	678	284	149	76	78	146	5.5
189	3	29	56	58	15	19	8		1								1.7
8																8	
68																68	
32																32	
14														1		13	22.5
182						1		1		3	28	27	41	31	38	12	20.7
4								1		3							6.2
24	1				3	4		2	1	2	9	2					5.5
17			2			3	1	2		3	5		1				5.2
1			1														1.5
12				1		2		2		1	6						5.5
2					1		1										2.9
3			1	1				1									2.3
3				1	1					1							3.0
4			1	3													1.8
32				1	1					3	8	7	5	2	4	1	14.9
2			1		1												2.0
1												1					15.0
1								1									4.0
28	1	5	11	8	1	2											1.5
5		3	2														1.1
57		11	14	15	4	7	4	1			1						2.0
2		1		1													1.3
1				1													1.7

NOTE: Be sure to check for related offense codes when examining a particular type of crime. They may or may not be in sequential order or even on the same page.

**B2c** 2003 Commitments by Minimum Term Distribution for Men and Women — Assaultive Offenses  
*Includes Additional Sentences Imposed*  
 Page Four of Eight

B - 38

GRAND TOTALS		
	VIOLATIONS	
	ATTEMPTS	
	Max. Penalty	
750.479	Obstruct/Resist Public Officer Serving/Executing Process	20 ATTEMPTS
750.479-B	Police Officer - Resist & Obstruct	2 ATTEMPTS
750.479A2	Police Officer - Fleeing 4th Degree	2 ATTEMPTS
750.479A3	Police Officer - Fleeing 3rd Degree	5 ATTEMPTS
750.479A4-A	Police Officer - Fleeing (Penal Code) - 2nd Degree	10 ATTEMPTS
750.479B	Peace Officer - Disarming	10 ATTEMPTS
750.479B2	Peace Officer - Disarming Firearm	10 ATTEMPTS
750.4792	Public Officer - Assault or Obstruct	2 ATTEMPTS
750.4793	Public Officer - Assault or Obstruct Cause Injury	4 ATTEMPTS
750.520B	CSC - 1st Degree - Multiple Variables	LIFE ATTEMPTS
750.520B1A	CSC - 1st Degree - Person Under 13	LIFE ATTEMPTS
750.520B1B	CSC - 1st Degree - Relationship	LIFE ATTEMPTS
750.520B1C	CSC - 1st Degree - During Felony	LIFE ATTEMPTS
750.520B1D	CSC - 1st Degree - Accomplices	LIFE ATTEMPTS
750.520B1E	CSC - 1st Degree - Weapon Used	LIFE ATTEMPTS
750.520B1F	CSC - 1st Degree - Personal Injury	LIFE ATTEMPTS
750.520C	CSC - 2nd Degree - Multiple Variables	15 ATTEMPTS
750.520C1A	CSC - 2nd Degree - Person Under 13	15 ATTEMPTS

TOTAL	.5	1	1.5	2	2.5	3	3.5	4	4.5	5	10	15	20	25	>25	LIFE	AVG
4,485	48	387	606	704	266	341	142	198	124	258	678	284	149	76	78	146	5.4
4,296	45	358	550	646	251	322	134	198	123	258	678	284	149	76	78	146	5.5
189	3	29	56	58	15	19	8		1								1.7
5		1	3		1												1.5
54	1	11	34	3	1	4											1.3
24		4	13	2	3	1	1										1.5
161	1	27	44	58	13	9	2	1		3	3						1.8
4			4	4													1.7
10			1	3		2	1	1			1	1					4.2
3			2	1													1.3
8		1		4	1	1	1										2.1
4		1	1	1				1									1.8
5	1	4															0.9
1		1															1.0
52				1						1	12	12	7	9	8	2	18.1
1				1													2.0
195		1		5	5	4	3	6	8	11	65	48	24	5	6	4	10.9
7		2	1	3		1											1.7
33				2	2	1		1	2		7	11	4	2	1		11.3
1																	3.3
7						1					1	1	1	1	1	1	17.3
1				1													1.7
8						1	1			1	1	2	1		1		12.5
7								1				2	2	1	1		18.2
20						1	1	1			6	7	2	1	1		12.1
1				1													2.0
47		4	3	9	1	5	1	8	3	4	8	1					3.9
1			1														1.2
182	1	9	13	36	13	21	6	11	2	24	43	2	1				4.0
17		2	2	5	2	5	1										2.1

NOTE: Be sure to check for related offense codes when examining a particular type of crime. They may or may not be in sequential order or even on the same page.

**B2c** 2003 Commitments by Minimum Term Distribution for Men and Women — Assaultive Offenses  
*Includes Additional Sentences Imposed*  
 Page Five of Eight

B - 39

		GRAND TOTALS
		VIOLATIONS
		ATTEMPTS
		Max. Penalty
750.520C1B	CSC - 2nd Degree - Relationship	15 ATTEMPTS
750.520C1C	CSC - 2nd Degree - During Felony	15 ATTEMPTS
750.520C1D	CSC - 2nd Degree - Accomplices	15 ATTEMPTS
750.520C1E	CSC - 2nd Degree - Weapon Used	15 ATTEMPTS
750.520C1F	CSC - 2nd Degree - Personal Injury	15 ATTEMPTS
750.520C1G	CSC - 2nd Degree - Injury to Incap. Victim	15 ATTEMPTS
750.520C1H	CSC - 2nd Degree - Mentally Disabled-Relation	15 ATTEMPTS
750.520C1I	CSC - 2nd Degree - State Prisoner	15 ATTEMPTS
750.520D	CSC - 3rd Degree - Multiple Variables	15 ATTEMPTS
750.520D1A	CSC - 3rd Degree - Person 13 Through 15	15 ATTEMPTS
750.520D1B	CSC - 3rd Degree - Force or Coercion	15 ATTEMPTS
750.520D1C	CSC - 3rd Degree - Incapacitated Victim	15 ATTEMPTS
750.520D1D	CSC - 3rd Degree - Incest	15 ATTEMPTS
750.520E	CSC - 4th Degree - Multiple Variables	2 ATTEMPTS
750.520E1A	CSC - 4th Degree - Force or Coercion	2 ATTEMPTS
750.520E1A-A	CSC - 4th Degree - Person 13 Through 15	2 ATTEMPTS
750.520E1B	CSC - 4th Degree - Incapacitated Victim	2 ATTEMPTS
750.520E1G	CSC - 4th Degree - Incest	2 ATTEMPTS

TOTAL	.5	1	1.5	2	2.5	3	3.5	4	4.5	5	10	15	20	25	>25	LIFE	AVG
4,485	48	387	606	704	266	341	142	198	124	258	678	284	149	76	78	146	5.4
4,296	45	358	550	646	251	322	134	198	123	258	678	284	149	76	78	146	5.5
189	3	29	56	58	15	19	8		1								1.7
28			1	5	3	3	2	4		2	8						4.3
3				1			2										2.4
2							1	1									3.4
2				1							1						3.8
1							1										3.3
1			1														1.5
14			2	4	1	2		2		3							2.9
2				1		1											2.5
4				2	1			1									2.4
3			1	1			1										2.1
1								1									4.0
53		4	7	2	1	6		2	4	6	18	3					5.1
3			1	1	1												2.0
168	1	9	15	30	10	15	3	12	13	17	39	3			1		4.2
27		4	11	8	1	2	1										1.7
52		2	5	9	2	4		5	1	7	12	5					4.8
7			6			1											1.9
8		1		1			1			2	1	2					6.8
8					2			1		1	4						5.1
1				1													2.0
11			9	2													1.3
28		4	17	4			1	1			1						1.7
17		3	12	2													1.2
3			3														1.2
2			2														1.3

NOTE: Be sure to check for related offense codes when examining a particular type of crime. They may or may not be in sequential order or even on the same page.

**B2c** 2003 Commitments by Minimum Term Distribution for Men and Women — Assaultive Offenses  
*Includes Additional Sentences Imposed*  
 Page Six of Eight

B - 40

			GRAND TOTALS	
			VIOLATIONS	
			ATTEMPTS	
			Max. Penalty	
750.520G1	CSC - Assault with Intent to Commit Sexual Penetration	10 ATTEMPTS		
750.520G2	CSC - Assault with intent to Commit CSC, 2nd Degree	5 ATTEMPTS		
750.529	Robbery - Armed	LIFE ATTEMPTS		
750.529A	Car Jacking	LIFE ATTEMPTS		
750.530	Robbery - Unarmed	15 ATTEMPTS		
750.531-A	Bank Robbery	LIFE ATTEMPTS		
750.531-B	Safe Breaking	LIFE ATTEMPTS		
750.532	Seduction	5 ATTEMPTS		
750.543M	False Report or Threat of Terrorism	20 ATTEMPTS		
750.72	Burning Dwelling House	20 ATTEMPTS		
750.72-A	Arson - Dwelling House	20 ATTEMPTS		
750.72-B	Arson - Dwelling House Curtilage	20 ATTEMPTS		
750.73	Arson - Real Property	10 ATTEMPTS		
750.74B	Arson - Personal Property Over \$50	4 ATTEMPTS		
750.741C1	Arson - Real/Personal Property Betw \$1K & <\$20K	5 ATTEMPTS		
750.741D1	Arson - Personal Property \$20K+	10 ATTEMPTS		
750.75	Arson - Insured Property	10 ATTEMPTS		
750.771D1	Arson - Prepare to Burn Prop \$20K+	10 ATTEMPTS		

TOTAL	.5	1	1.5	2	2.5	3	3.5	4	4.5	5	10	15	20	25	>25	LIFE	AVG
4,485	48	387	606	704	266	341	142	198	124	258	678	284	149	76	78	146	5.4
4,296	45	358	550	646	251	322	134	198	123	258	678	284	149	76	78	146	5.5
189	3	29	56	58	15	19	8		1								1.7
61		4	10	17	5	4	2	2	1	8	8						2.9
24	1	3	7	8	2	1	2										1.7
470		3	8	23	36	26	33	24	36	37	114	81	33	7	8	1	8.0
8		2	2	2		2											1.8
47		1	2	5	6	2	1	4	1	2	8	9	3	3			7.5
4				2	1				1								2.6
199	2	17	17	40	15	24	15	22	1	16	27	2	1				3.4
4	1		1			1	1										2.0
40	1	2	6	5	5	4	1	4		4	5		2			1	3.9
1		1															1.0
19				3	4	3	1			5	3						3.7
1		1															1.0
3			2	1													1.6
1											1						7.0
1				1													1.8
45	1	4	3	8	1	6	2	3	2	3	9		3				4.6
2					2												2.4
4								1		1	1	1					8.0
16		2	5	6		1		1			1						2.2
3		2			1												1.4
1						1											2.7
5	1	1	1	1	1												1.4
1			1														1.5
1		1															1.0
1				1													2.0
1			1														1.3
2				1				1									3.0

NOTE: Be sure to check for related offense codes when examining a particular type of crime. They may or may not be in sequential order or even on the same page.



**B2c** 2003 Commitments by Minimum Term Distribution for Men and Women — Assaultive Offenses  
*Includes Additional Sentences Imposed*  
 Page Seven of Eight

B - 41

	GRAND TOTALS	
	VIOLATIONS	
	ATTEMPTS	
	Max. Penalty	
750.81	Assault or Assault and Battery MISD	ATTEMPTS
750.81A	Assault - Aggravated	1
	ATTEMPTS	
750.81A2	Domestic Violence - Aggravated	1
	ATTEMPTS	
750.81A3	Domestic Violence - Aggravated	2
	2nd Offense	ATTEMPTS
750.81C2	Assault & Battery - Against FIA	2
	Employee	ATTEMPTS
750.81D1	Resist/Obstruct/Assault Peace Officer	2
	ATTEMPTS	
750.81D2	Resist/Obstruct/Assault Peace Officer -	4
	Cause Injury	ATTEMPTS
750.81D3	Police Officer - Result Serious	15
	Injury	ATTEMPTS
750.812	Domestic Violence	MISD
	ATTEMPTS	
750.814	Domestic Violence	2
	3rd Offense	ATTEMPTS
750.82	Felonious Assault	4
	ATTEMPTS	
750.83	Asslt w/Int to Commit Murder	LIFE
	ATTEMPTS	
750.84	Asslt w/Int Gr Bod Hrm Less	10
	Murder	ATTEMPTS
750.86	Assault w/Intent to Maim	10
	ATTEMPTS	
750.87	Asslt w/Intent to Commit Felony	10
	ATTEMPTS	
750.88	Asslt w/Intent to Rob & Steal	15
	Unarmed	ATTEMPTS
750.89	Asslt w/Intent to Rob & Steal	LIFE
	Armed	ATTEMPTS
750.90DA	Miscarriage - OUIL Accident	15
	Against Preg Individual	ATTEMPTS

TOTAL	.5	1	1.5	2	2.5	3	3.5	4	4.5	5	10	15	20	25	>25	LIFE	AVG
4,485	48	387	606	704	266	341	142	198	124	258	678	284	149	76	78	146	5.4
4,296	45	358	550	646	251	322	134	198	123	258	678	284	149	76	78	146	5.5
189	3	29	56	58	15	19	8		1								1.7
2			1			1											2.1
1		1															1.0
2			2														1.3
5			4		1												1.5
3		1	2														1.2
104	1	31	44	23	4	1											1.3
1				1													1.6
16		3	3	7	1	1	1										1.8
1			1														1.3
2						1		1									3.3
4		1	3														1.2
52	1	8	34	7	1					1							1.4
289	9	68	75	82	19	21	2	10		3							1.7
23	1	5	17														1.1
103	3			4		2	3	1	2	5	28	27	10	10	5	3	12.6
278	10	21	21	49	23	45	18	16	9	25	36	4	1				3.4
11			1	7	1	2											2.1
1				1													1.9
6		1		3		1					1						2.8
27		2	4	3	4	5	1	1		2	5						3.2
75		1		6	4	8	5	4	7	6	22	10			2		6.4
1											1						7.0

**NOTE:** Be sure to check for related offense codes when examining a particular type of crime. They may or may not be in sequential order or even on the same page.

**B2c** 2003 Commitments by Minimum Term Distribution for Men and Women — Assaultive Offenses  
*Includes Additional Sentences Imposed*  
 Page Eight of Eight

		GRAND TOTALS
VIOLATIONS		
ATTEMPTS		
Max. Penalty		
752.191	Felonious Driving	2
ATTEMPTS		
752.542	Incite to Riot	10
ATTEMPTS		
752.861	Weapons - Firearms, Careless Use	2
Causing Injury/Death		ATTEMPTS

TOTAL	.5	1	1.5	2	2.5	3	3.5	4	4.5	5	10	15	20	25	>25	LIFE	AVG
4,485	48	387	606	704	266	341	142	198	124	258	678	284	149	76	78	146	5.4
4,296	45	358	550	646	251	322	134	198	123	258	678	284	149	76	78	146	5.5
189	3	29	56	58	15	19	8		1								1.7
2			2														1.3
1						1											3.0
1			1														1.3

**NOTES:** Be sure to check for related offense codes when examining a particular type of crime. They may or may not be in sequential order or even on the same page.

Largest minimum term is reported.

When minimum terms exceed maximum penalties, that may be due to anomalies in criminal justice practices, habitualized offenses, database errors, etc.

Each minimum term category is rounded up from the preceding category (for example, the ten-year category includes all minimums longer than five years up to exactly ten years).

Minimum term averages are based on raw data (with life sentences excluded from the calculations).

Source: Corrections Management Information System (CMIS)

# B3 2003 Commitments by Minimum Term Distribution for Women — All Offenses

*Includes Additional Sentences Imposed*  
Page One of Eight

B - 43

GRAND TOTALS		
VIOLATIONS		
ATTEMPTS		
Max. Penalty		
257.602A2	Peace Officer - Fleeing/Vehicle CD 4th Degree	2 ATTEMPTS
257.602A3-A	Peace Officer - Fleeing/Vehicle CD 3rd Degree	5 ATTEMPTS
257.602A4-A	Peace Officer - Fleeing/Vehicle CD - Cause Serious Injury	10 ATTEMPTS
257.617	Fail to Stop at Accident - Serious Impairment/Death Rslt	5 ATTEMPTS
257.6173	Fail to Stop at Accident - At Fault Rslt Death	15 ATTEMPTS
257.6251-A	Operating - OUIL/Per Se	MISD ATTEMPTS
257.6253-A	Operating Impaired	MISD ATTEMPTS
257.6254	Operating - Under the Influence Causing Death	15 ATTEMPTS
257.6255-A	Operating - Under the Influence Causing Serious Injury	5 ATTEMPTS
257.6256D	Operating - OUIL/Per Se/OWI - 3rd Offense	5 ATTEMPTS
257.903	Motor Vehicle Code - False Certification	5 ATTEMPTS
257.9044	Operate - License Suspend/Revoked Cause Death	15 ATTEMPTS
257.9045	Operate - License Susp/Rev Cause Serious Injury	5 ATTEMPTS
333.7401C2B	Contr. Sub. - Operate Lab Near Minor	20 ATTEMPTS
333.7401C2D	Controlled Sub - Manufac Near Church/School	20 ATTEMPTS
333.74012A1	Controlled Sub - Mfg, Del, Poss - 1000 or More Grams	LIFE ATTEMPTS
333.74012A2	Controlled Sub - Mfg, Del, Poss 450-999g	30 ATTEMPTS
333.74012A3	Controlled Sub - Mfg, Del, Poss 50-449g	20 ATTEMPTS
333.74012A4	Controlled Sub - Mfg, Del, Poss <50 Grams	20 ATTEMPTS

TOTAL	.5	1	1.5	2	2.5	3	3.5	4	4.5	5	10	15	20	25	>25	LIFE	AVG
804	24	157	184	186	60	58	13	21	9	18	30	14	11	4	4	11	2.7
763	22	144	169	181	57	57	11	21	9	18	30	14	11	4	4	11	2.8
41	2	13	15	5	3	1	2										1.4
1			1														1.2
3	1			2													1.5
2				1			1										2.6
3			1	2													1.7
1						1											3.0
1		1															1.0
2				2													1.8
9					4	1		1	1	1	1						3.5
3				3													1.9
37	1	9	12	8	4	2		1									1.6
1			1														1.3
1										1							5.0
1					1												2.3
1					1												2.5
1				1													2.0
2											1		1				13.5
1											1						9.0
5			1	2								2					5.1
46	3	13	12	10		7		1									1.6
5		4	1														1.1

NOTE: Be sure to check for related offense codes when examining a particular type of crime. They may or may not be in sequential order or even on the same page.

# B3 2003 Commitments by Minimum Term Distribution for Women — All Offenses

*Includes Additional Sentences Imposed*  
Page Two of Eight

B - 44

GRAND TOTALS		
VIOLATIONS		
ATTEMPTS		
Max. Penalty		
333.74012B-A	Contr. Sub - Mfg, Del, Poss (Sch 1,2,3 ex Marij & Cocaine)	7 ATTEMPTS
333.74012B1	Controlled Sub - Mfg, Del, Poss Methamphetamine	20 ATTEMPTS
333.74012D3	Controlled Sub - Mfg, Del, Poss, Marijuana <5 Kg	4 ATTEMPTS
333.74032A4	Controlled Sub - Poss 25-49g Narc. or Cocaine	4 ATTEMPTS
333.74032A5	Controlled Sub - Poss Less 25g Narc. or Cocaine	4 ATTEMPTS
333.74032B1	Controlled Sub - Possession Methamphetamine	10 ATTEMPTS
333.74032D	Controlled Sub - Poss Marijuana	MISD ATTEMPTS
333.7405D	Contr. Sub - Maintain or Keep Drug House	MISD ATTEMPTS
333.74071C	Controlled Sub - Obtain by Fraud	4 ATTEMPTS
333.74102-A	Contr. Sub - Del on School Prop (Narc. or Cocaine) <50g	60 ATTEMPTS
333.74104-A	Contr. Sub - Poss on School Prop (Narc/Cocaine) <25g	8 ATTEMPTS
333.74132	Controlled Sub - Second Offense - Double Penalty	LIFE ATTEMPTS
400.601-B	Welfare Fraud - Over \$500	4 ATTEMPTS
400.602-B	Welfare Fraud - Fail to Inform \$500 or More	4 ATTEMPTS
750.110	Breaking & Entering	10 ATTEMPTS
750.110A2	Home Invasion - 1st Degree	20 ATTEMPTS
750.110A3	Home Invasion - 2nd Degree	15 ATTEMPTS
750.110A4	Home Invasion - 3rd Degree	5 ATTEMPTS
750.1227A	Witness - Bribe/Intimidate/Interfere	4 ATTEMPTS

TOTAL	.5	1	1.5	2	2.5	3	3.5	4	4.5	5	10	15	20	25	>25	LIFE	AVG
804	24	157	184	186	60	58	13	21	9	18	30	14	11	4	4	11	2.7
763	22	144	169	181	57	57	11	21	9	18	30	14	11	4	4	11	2.8
41	2	13	15	5	3	1	2										1.4
3			1	1		1											2.1
2						1	1										3.2
9	1	1	3	3		1											1.5
1		1															1.0
48	2	15	15	9	5	2											1.5
1	1																0.3
2			1								1						3.4
1			1														1.5
2			2														1.2
5		2	1	2													1.3
1			1														1.4
1				1													2.0
1			1														1.1
1				1													2.0
1					1												2.5
4	1			1	1	1											1.8
6			1	2	2			1									2.3
1				1													2.5
18		3	1		2	1		1	2	2	5			1			4.9
15		3	1	5	1	3			1		1						2.3
2				1	1												2.1
1			1														1.3
1			1														1.5

NOTE: Be sure to check for related offense codes when examining a particular type of crime. They may or may not be in sequential order or even on the same page.

# B3 2003 Commitments by Minimum Term Distribution for Women — All Offenses

*Includes Additional Sentences Imposed*

Page Three of Eight

B - 45

GRAND TOTALS		
VIOLATIONS		
ATTEMPTS		
Max. Penalty		
750.13	Entice Away Female Under 16	10
	ATTEMPTS	
750.131A1	Check - No Account	2
	ATTEMPTS	
750.131A2	Check - 3 Non-Sufficient Funds	2
	Within 10 Days	ATTEMPTS
750.1313C	Check - Non-Sufficient Funds	2
	\$500 or More	ATTEMPTS
750.136B2	Child Abuse, 1st Degree	15
	ATTEMPTS	
750.136B3	Child Abuse, 2nd Degree	4
	ATTEMPTS	
750.136B4	Child Abuse, 3rd Degree	2
	ATTEMPTS	
750.157N1	Financial Transaction Device - Steal/ Retain w/o Consent	4
	ATTEMPTS	
750.157P	Financial Transaction Device - Poss w/Intent to Use/Sell	4
	ATTEMPTS	
750.157Q	Financial Transaction Device - Illegal Sale/Use	4
	ATTEMPTS	
750.157V	Financial Transaction Device - False ID	4
	ATTEMPTS	
750.157W1C1	Financial Trans Device - Fraud Betw \$1K & <\$20K	5
	ATTEMPTS	
750.159I1	Criminal Enterprise - Conducting	20
	ATTEMPTS	
750.161	Desertion & Non-Support	3
	ATTEMPTS	
750.165	Refusing to Support Spouse or Children	4
	ATTEMPTS	
750.174-B	Embezzlement - Agent or Trustee Over \$100	10
	ATTEMPTS	
750.1744A	Embezzlement - Agent or Trustee Betw \$1K & <\$20K	5
	ATTEMPTS	
750.1745A	Embezzlement - Agent or Trustee \$20K or More	10
	ATTEMPTS	
750.193	Break, Escape or Attempt to Break, Escape Prison	5
	ATTEMPTS	

TOTAL	.5	1	1.5	2	2.5	3	3.5	4	4.5	5	10	15	20	25	>25	LIFE	AVG
804	24	157	184	186	60	58	13	21	9	18	30	14	11	4	4	11	2.7
763	22	144	169	181	57	57	11	21	9	18	30	14	11	4	4	11	2.8
41	2	13	15	5	3	1	2										1.4
1		1															1.0
14	1	5	7	1													1.1
3			2	1													1.5
2	1		1														0.8
4			1			1				1	1						3.8
4	1	1		2													1.3
2		1	1														1.1
12		5	5		2												1.3
1		1															1.0
1				1													1.7
3		1		2													1.5
1			1														1.3
1			1														1.5
1			1														1.1
2					1						1						4.6
1		1															1.0
1			1														1.3
1								1									4.0
2		2															0.8
7		3	1	2				1									1.6
2			2														1.2
5		2	1	1		1											1.5
6		6															1.0

NOTE: Be sure to check for related offense codes when examining a particular type of crime. They may or may not be in sequential order or even on the same page.

**B3 2003 Commitments by Minimum Term Distribution for Women — All Offenses**  
*Includes Additional Sentences Imposed*  
 Page Four of Eight

B - 46

GRAND TOTALS		
VIOLATIONS		
ATTEMPTS		
Max. Penalty		
750.1952	Escape - From Felony Jail Sentence	4
	ATTEMPTS	
750.197CA	Assault Prison Employee	4
	ATTEMPTS	
750.199A	Absconding or Forfeiting Bond	4
	ATTEMPTS	
750.213	Extortion	20
	ATTEMPTS	
750.218-B	False Pretenses - Over \$100 (obsolete)	10
	ATTEMPTS	
750.2182	False Pretenses - \$200 or Less	MISD
	ATTEMPTS	
750.2184A	False Pretenses - Betw \$1K & <\$20K	5
	ATTEMPTS	
750.2185A	False Pretenses - \$20K or More	10
	ATTEMPTS	
750.224A	Weapon - Taser, Poss or Sale	4
	ATTEMPTS	
750.224F	Weapon - Firearm, Poss by Felon	5
	ATTEMPTS	
750.227	Carrying Concealed Weapons	5
	ATTEMPTS	
750.227B-A	Weapons - Felony Firearm	2
	ATTEMPTS	
750.248	Forgery of Records, Other Instruments	14
	ATTEMPTS	
750.249	Uttering & Publishing	14
	ATTEMPTS	
750.285	Obtain Personal Identity Info w/o Permission	5
	ATTEMPTS	
750.316	First Degree Murder	LIFE
	ATTEMPTS	
750.316-A	Murder - 1st Degree - Premeditated	LIFE
	ATTEMPTS	
750.316-B	Murder - Felony	LIFE
	ATTEMPTS	
750.316-C	Murder - Open - Statutory Short Form	LIFE
	ATTEMPTS	

TOTAL	.5	1	1.5	2	2.5	3	3.5	4	4.5	5	10	15	20	25	>25	LIFE	AVG
804	24	157	184	186	60	58	13	21	9	18	30	14	11	4	4	11	2.7
763	22	144	169	181	57	57	11	21	9	18	30	14	11	4	4	11	2.8
41	2	13	15	5	3	1	2										1.4
2		1	1														1.2
4		2		1	1												1.4
3		1		1	1												1.6
5				1		2				1	1						4.6
1							1										3.5
1			1														1.3
3			2			1											2.0
3		2		1													1.1
1			1														1.3
3			1			1	1										2.6
4		3				1											1.5
25				25													2.0
13		2	1	4	3	3											2.1
1							1										3.3
90	5	16	27	26	10	3		2		1							1.6
10	1	3	3	2	1												1.3
4		2	1			1											1.5
1																1	
2																2	
2																2	
5																5	

NOTE: Be sure to check for related offense codes when examining a particular type of crime. They may or may not be in sequential order or even on the same page.

# B3 2003 Commitments by Minimum Term Distribution for Women — All Offenses

*Includes Additional Sentences Imposed*

Page Five of Eight

B - 47

GRAND TOTALS		VIOLATIONS		ATTEMPTS		Max. Penalty
750.317	Second Degree Murder	LIFE				
750.321	Manslaughter	15				
750.321-A	Manslaughter - Statutory Short Form	15				
750.321-C	Manslaughter - Involuntary	15				
750.321-E	Manslaughter with Motor Vehicle	15				
750.324	Negligent Homicide	2				
750.338B	Gross Indecency Male and Female - Commit/Procure	5				
750.349	Kidnapping	LIFE				
750.356A1	Larceny - From a Motor Vehicle	5				
750.356A2C1	Breaking and Entering - A Vehicle Steal Prop. \$1K - <\$20K	5				
750.356C	Retail Fraud - 1st Degree	5				
750.3562B	Larceny - \$1,000 Or More but Less Than \$20,000 - 3rd Off	10				
750.3563A	Larceny - \$1,000 Or More But Less Than \$20,000	5				
750.357	Larceny from Person	10				
750.360	Larceny in Building	4				
750.377B	Mal Destr. Police or Fire Dept Property	4				
750.411A1B	False Report of a Felony	4				
750.411i	Stalking - Aggravated	5				
750.413	Unlawfully Driving Away an Automobile	5				

TOTAL	.5	1	1.5	2	2.5	3	3.5	4	4.5	5	10	15	20	25	>25	LIFE	AVG
804	24	157	184	186	60	58	13	21	9	18	30	14	11	4	4	11	2.7
763	22	144	169	181	57	57	11	21	9	18	30	14	11	4	4	11	2.8
41	2	13	15	5	3	1	2										1.4
24						1					5	4	8	1	4	1	18.2
1								1									4.0
3					1	1				1							3.4
4			1				1			2							3.5
2										1	1						6.0
1				1													2.0
1				1													2.0
2										2							5.0
1				1													2.0
1			1														1.5
57	2	16	19	12	3	4		1									1.5
1								1									4.0
1		1															1.0
6		1	2	3													1.6
2			1			1											2.2
17	2	3	4	4		4											1.6
4		1	3														1.2
1			1														1.5
1			1														1.3
2						1	1										3.1
7		1		3	3												1.9

NOTE: Be sure to check for related offense codes when examining a particular type of crime. They may or may not be in sequential order or even on the same page.

# B3 2003 Commitments by Minimum Term Distribution for Women — All Offenses

*Includes Additional Sentences Imposed*

Page Six of Eight

B - 48

GRAND TOTALS		
VIOLATIONS		
ATTEMPTS		
Max. Penalty		
750.414	Unlawful Use Auto w/o Intent to Steal	2
	ATTEMPTS	
750.422	Perjury, Court Proceeding	15
	ATTEMPTS	
750.451-B	Prostitution - 3rd Offense	2
	ATTEMPTS	
750.479-B	Police Officer - Resist & Obstruct	2
	ATTEMPTS	
750.479A2	Police Officer - Fleeing - 4th Degree	2
	ATTEMPTS	
750.479A3	Police Officer - Fleeing 3rd Degree	5
	ATTEMPTS	
750.4793	Public Officer - Assault or Cause Injury	4
	Obstruct ATTEMPTS	
750.520B1A	CSC - 1st Degree - Person Under 13	LIFE
	ATTEMPTS	
750.520B1D	CSC - 1st Degree - Accomplices	LIFE
	ATTEMPTS	
750.520B1F	CSC - 1st Degree - Personal Injury	LIFE
	ATTEMPTS	
750.520C1A	CSC - 2nd Degree - Person Under 13	15
	ATTEMPTS	
750.520C1D	CSC - 2nd Degree - Accomplices	15
	ATTEMPTS	
750.520D	CSC - 3rd Degree - Multiple Variables	15
	ATTEMPTS	
750.520D1A	CSC - 3rd Degree - Person 13 Through 15	15
	ATTEMPTS	
750.520D1B	CSC - 3rd Degree - Force or Coercion	15
	ATTEMPTS	
750.520D1D	CSC - 3rd Degree - Incest	15
	ATTEMPTS	
750.520E1A-A	CSC - 4th Degree - Person 13 Through 15	2
	ATTEMPTS	
750.529	Robbery - Armed	LIFE
	ATTEMPTS	
750.529A	Car Jacking	LIFE
	ATTEMPTS	

TOTAL	.5	1	1.5	2	2.5	3	3.5	4	4.5	5	10	15	20	25	>25	LIFE	AVG
804	24	157	184	186	60	58	13	21	9	18	30	14	11	4	4	11	2.7
763	22	144	169	181	57	57	11	21	9	18	30	14	11	4	4	11	2.8
41	2	13	15	5	3	1	2										1.4
2			1		1												1.8
1				1													1.6
2			1	1													1.5
2		2															1.0
1			1														1.3
6		1	3	1							1						2.6
1		1															1.0
5											1	3	1				12.2
1												1					15.0
1								1									4.0
2				2													2.0
1							1										3.3
2			1								1						4.2
5				2	1	1				1							2.9
1									1								4.3
1					1												2.5
2			2														1.3
20				4	3	1	1	2	2	2	3	1	1				4.8
1				1													2.0
2					1									1			12.6

NOTE: Be sure to check for related offense codes when examining a particular type of crime. They may or may not be in sequential order or even on the same page.



# B3 2003 Commitments by Minimum Term Distribution for Women — All Offenses

*Includes Additional Sentences Imposed*

Page Seven of Eight

B - 49

GRAND TOTALS		
VIOLATIONS		
ATTEMPTS		
Max. Penalty		
750.530	Robbery Unarmed	15
	ATTEMPTS	
750.531-A	Bank Robbery	LIFE
	ATTEMPTS	
750.5352A	Stolen Property - Rec & Conc \$20K+	10
	ATTEMPTS	
750.5353A	Stolen Property - Rec & Conc Betw \$1K & <\$20K	5
	ATTEMPTS	
750.5354A	Stolen Prop - Rec & Conc Betw \$200 & <\$1K	1
	ATTEMPTS	
750.72	Burning Dwelling House	20
	ATTEMPTS	
750.72-A	Arson - Dwelling House	20
	ATTEMPTS	
750.72-B	Arson - Dwelling House Curtilage	20
	ATTEMPTS	
750.73	Arson - Real Property	10
	ATTEMPTS	
750.741D1	Arson - Personal Property \$20K+	10
	ATTEMPTS	
750.771D1	Arson - Prepare to Burn Prop \$20K+	10
	ATTEMPTS	
750.814	Domestic Violence 3rd Offense	2
	ATTEMPTS	
750.82	Felonious Assault	4
	ATTEMPTS	
750.83	Asslt w/Int to Commit Murder	LIFE
	ATTEMPTS	
750.84	Asslt w/Int Gr Bod Hrm Less Murder	10
	ATTEMPTS	
750.86	Assault w/Intent to Maim	10
	ATTEMPTS	
750.87	Asslt w/Intent to Commit Felony	10
	ATTEMPTS	
750.88	Asslt w/Intent to Rob & Steal Unarmed	15
	ATTEMPTS	
750.89	Asslt w/Intent to Rob & Steal Armed	LIFE
	ATTEMPTS	

TOTAL	.5	1	1.5	2	2.5	3	3.5	4	4.5	5	10	15	20	25	>25	LIFE	AVG
804	24	157	184	186	60	58	13	21	9	18	30	14	11	4	4	11	2.7
763	22	144	169	181	57	57	11	21	9	18	30	14	11	4	4	11	2.8
41	2	13	15	5	3	1	2										1.4
12		2	1	4		3	1	1									2.3
8		1	2	2	2			1									2.0
1		1															0.8
2			1	1													1.6
1				1													1.7
1						1											2.8
1				1													1.8
3				2					1								2.7
1								1									3.8
2		1				1											1.8
3		1	2														1.2
1		1															1.0
1			1														1.3
15		5	4	3		2		1									1.7
2		1	1														1.1
5							1					3		1			13.4
16	1	2	3	5	1	1			1	2							2.2
1				1													1.9
2		1		1													1.4
4			2								2						3.8
8						1	2	2			1	2					6.5

NOTE: Be sure to check for related offense codes when examining a particular type of crime. They may or may not be in sequential order or even on the same page.

# B3 2003 Commitments by Minimum Term Distribution for Women — All Offenses

*Includes Additional Sentences Imposed*

Page Eight of Eight

GRAND TOTALS		
VIOLATIONS		
ATTEMPTS		
Max. Penalty		
752.7973D	Computers - Use to Commit Crime, Penalty Betw 4-10 Yr	7 ATTEMPTS
800.2811	Prisons - Furnish Contraband to Prisoner in Prison	5 ATTEMPTS
801.2631	Jail - Furnish Contraband to Prisoner	1 ATTEMPTS

TOTAL	.5	1	1.5	2	2.5	3	3.5	4	4.5	5	10	15	20	25	>25	LIFE	AVG
804	24	157	184	186	60	58	13	21	9	18	30	14	11	4	4	11	2.7
763	22	144	169	181	57	57	11	21	9	18	30	14	11	4	4	11	2.8
41	2	13	15	5	3	1	2										1.4
1		1															0.8
1			1														1.5
1			1														1.5

**NOTES:** Be sure to check for related offense codes when examining a particular type of crime. They may or may not be in sequential order or even on the same page.

Largest minimum term is reported.

When minimum terms exceed maximum penalties, that may be due to anomalies in criminal justice practices, habitualized offenses, database errors, etc.

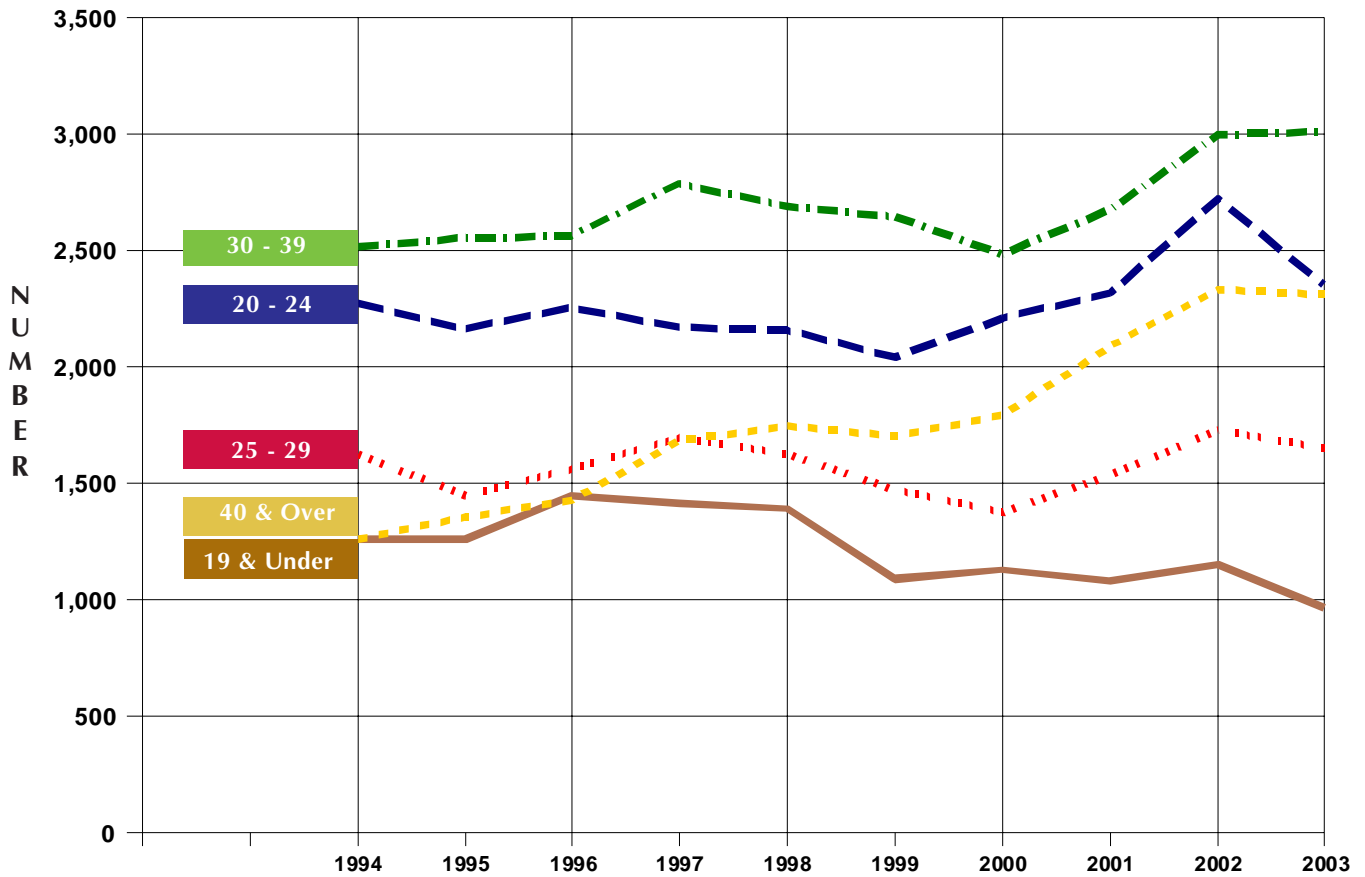
Each minimum term category is rounded up from the preceding category (for example, the ten-year category includes all minimums longer than five years up to exactly ten years).

Minimum term averages are based on raw data (with life sentences excluded from the calculations).

Source: Corrections Management Information System (CMIS)

## B4a Commitments by Age for Men, 1994 - 2003

*Includes Additional Sentences Imposed*



## B4b Commitments by Age, Race and Gender as of December 2003

*Includes Additional Sentences Imposed*

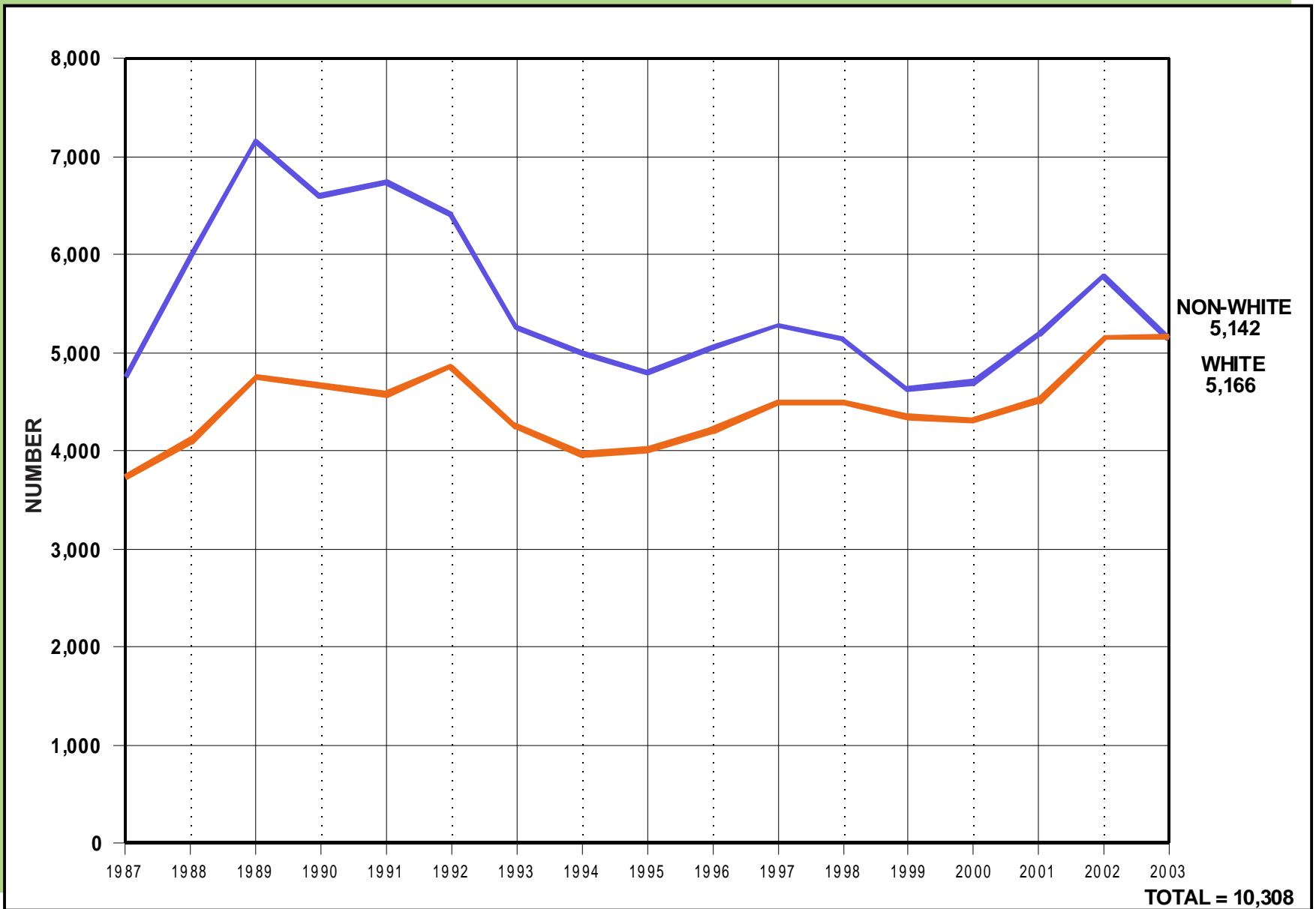
Age Group	TOTAL COMMITMENTS		MALE COMMITMENTS						FEMALE COMMITMENTS					
	Count	PCNT	Total Male		White		Non-White		Total Female		White		Non-White	
			Count	PCNT	Count	PCNT	Count	PCNT	Count	PCNT	Count	PCNT	Count	PCNT
19 and Under	995	9.0	970	9.4	478	4.6	492	4.8	25	3.1	13	1.6	12	1.5
20 - 24	2,470	22.2	2,352	22.8	1,138	11.0	1,214	11.8	118	14.7	73	9.1	45	5.6
25 - 29	1,771	15.9	1,655	16.1	755	7.3	900	8.7	116	14.4	61	7.6	55	6.8
30 - 39	3,313	29.8	3,015	29.2	1,526	14.8	1,489	14.4	298	37.1	154	19.2	144	17.9
40 and Over	2,563	23.1	2,316	22.5	1,269	12.3	1,047	10.2	247	30.7	111	13.8	136	16.9
Totals*	11,167	100.0	10,308	100.0	5,166	50.1	5,142	49.9	804	100.0	412	51.2	392	48.8
<b>SUBTOTALS AS PERCENT OF TOTAL</b>	<b>100.0</b>		<b>92.8</b>		<b>46.5</b>		<b>46.3</b>		<b>7.2</b>		<b>3.7</b>		<b>3.5</b>	

SOURCE: Corrections Management Information System (CMIS). \*Cases with Insufficient Information = 55 (excluded from % calculations).

# B5a Commitments by Race for Men, 1987 - 2003

*Includes Additional Sentences Imposed*

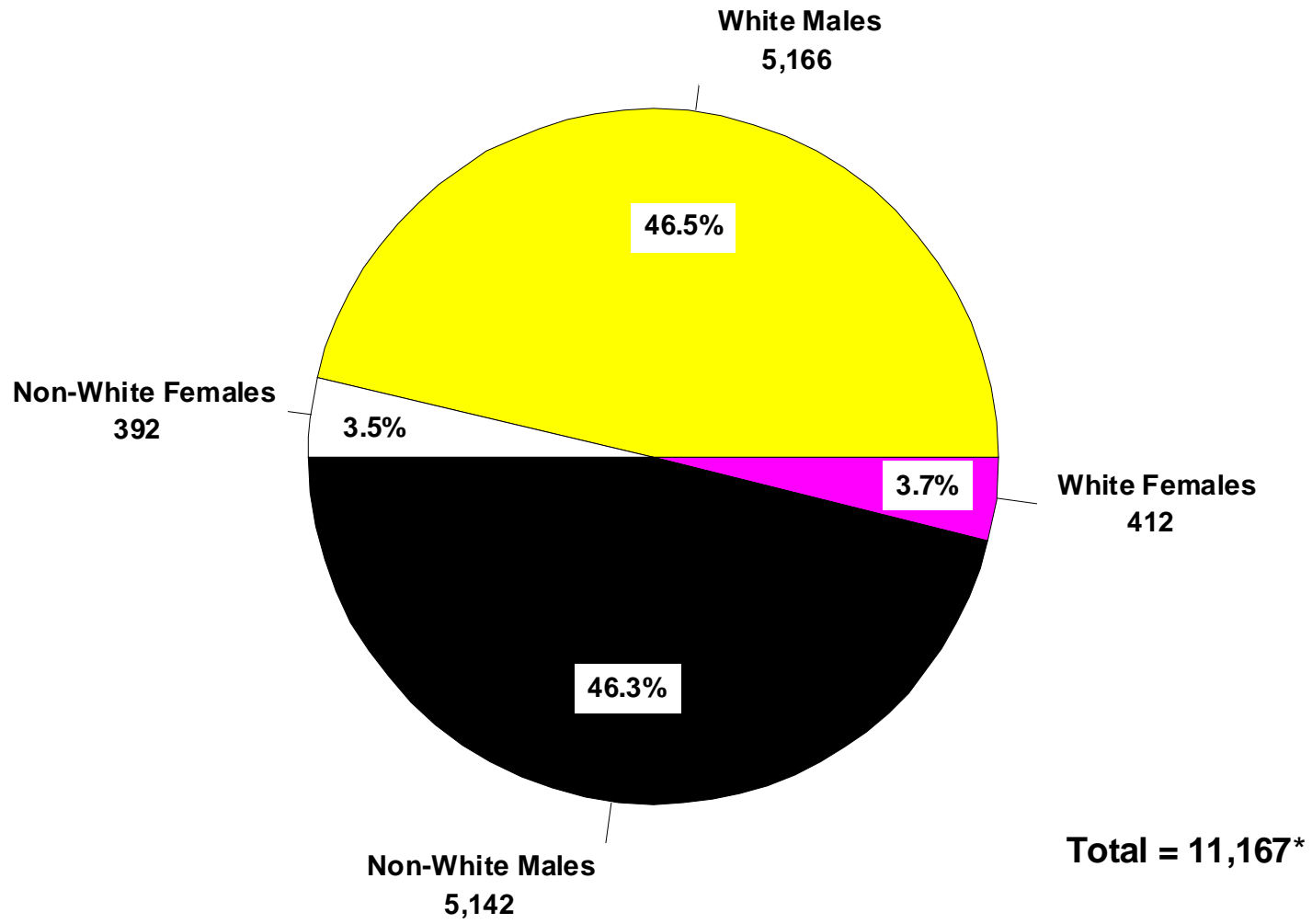
B - 52



SOURCE: Corrections Management Information System (CMIS).

# B5b Total 2003 Commitments by Race and Gender

*Includes Additional Sentences Imposed*

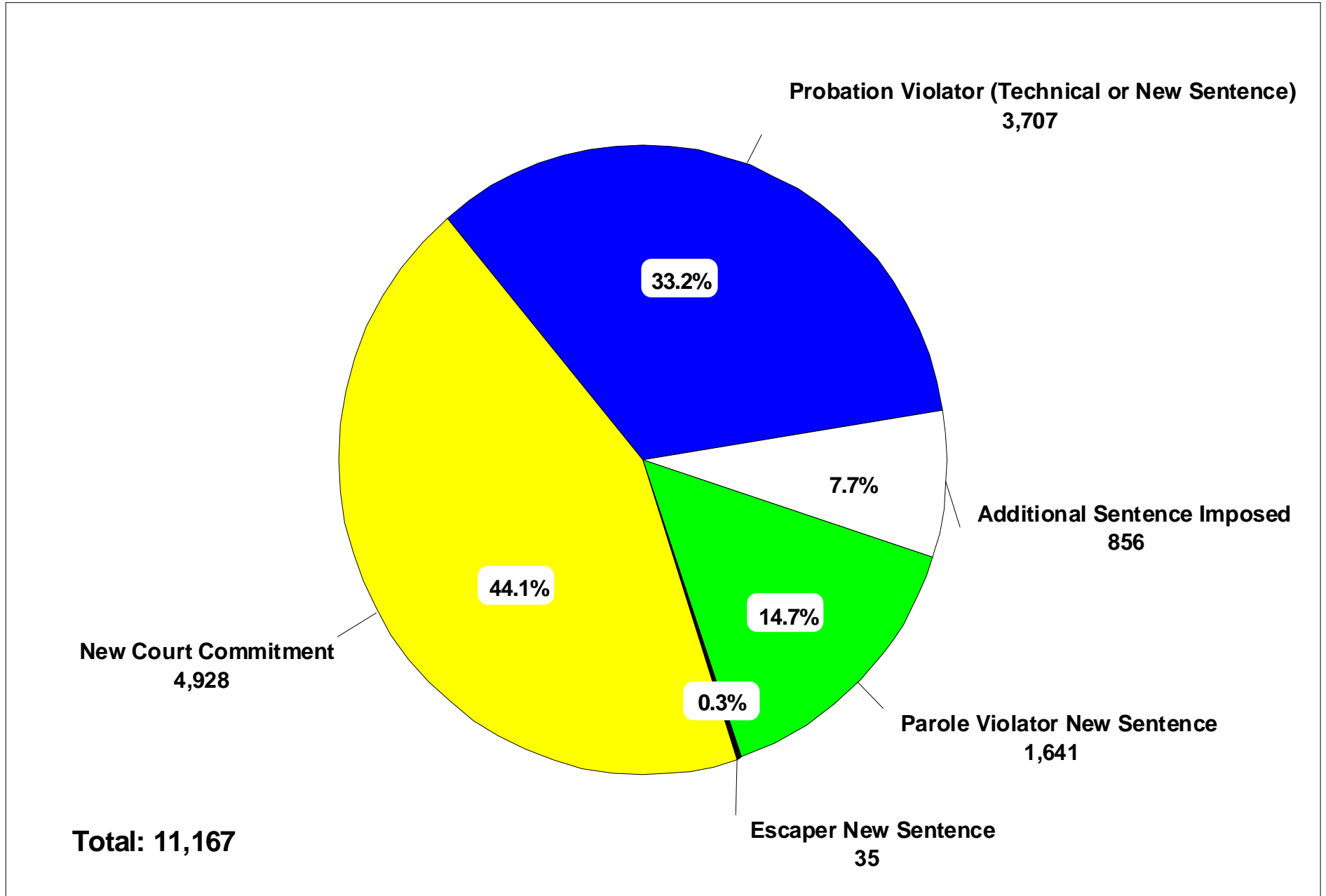


B - 53

Source: Corrections Management Information System (CMIS)  
\* Cases with insufficient information = 55 (Excluded from % calculations.)

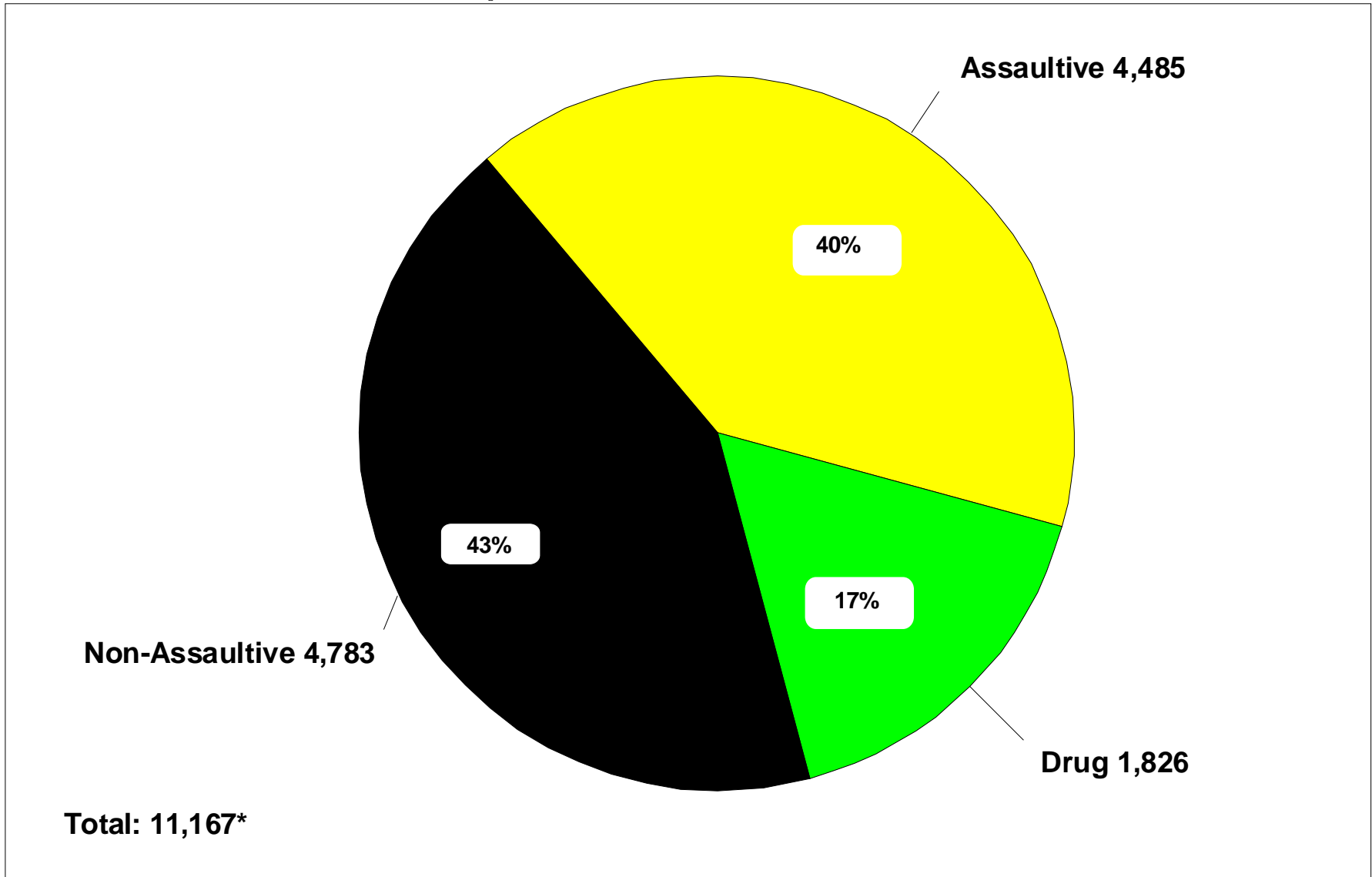
**B6** 2003 Prison Commitments by Type  
*Includes Additional Sentences Imposed*

B - 54



Source: Corrections Management Information System (CMIS)

**B7** 2003 Prisoner Intake by Major Crime Types  
*Includes Additional Sentences Imposed*



B - 55

Source: Corrections Management Information System (CMIS)  
\*73 cases have insufficient information to determine crime type.





---

# Prisoner Population



This section presents descriptions of Michigan's correctional facilities and statistics regarding the characteristics of the prisoner population.

The map shows the location of each Michigan prison and camp, as well as a geographic breakdown of the Correctional Facilities Administration (CFA) regions. The map is followed by a description of each facility.

Table C is a breakdown of the net operating capacity of the institutions and camps, by security level.

Table Ca displays the end-of-year institution and camp population from 1989 through 2003.

Table C1 shows the total prisoner population broken down by minimum sentence and offense. The total population includes prisoners housed in institutions, camps, the SAI-Prison program and Community Residential Programs (CRP). Tables C1a through C1c show the information in Table C1 broken down by major crime categories (i.e., non-assaultive, drug and assaultive). Table C2 shows the total *female* prisoner population broken

down by minimum sentence and offense.

The crimes in the C1 series of tables and the C2 table are sorted by Michigan Compiled Law (MCL) numbers and Prosecuting Attorney's Coordinating Council (PACC) codes (the sort order used since 1999). Since this sort order keeps sequential codes together, similar crimes that have identical maximum penalties are not consolidated. This level of detail provides much richer information, but the reader must be careful to watch for related codes when attempting to examine the prison population frequency and minimum term distribution for a particular type of crime. For example, nine separate offense codes now appear for the crime of first degree criminal sexual conduct (750.520B-- ) because each code represents a specific characteristic of the offense.

Tables C3a through C3c summarize the total prisoner population broken down by age, location and race.

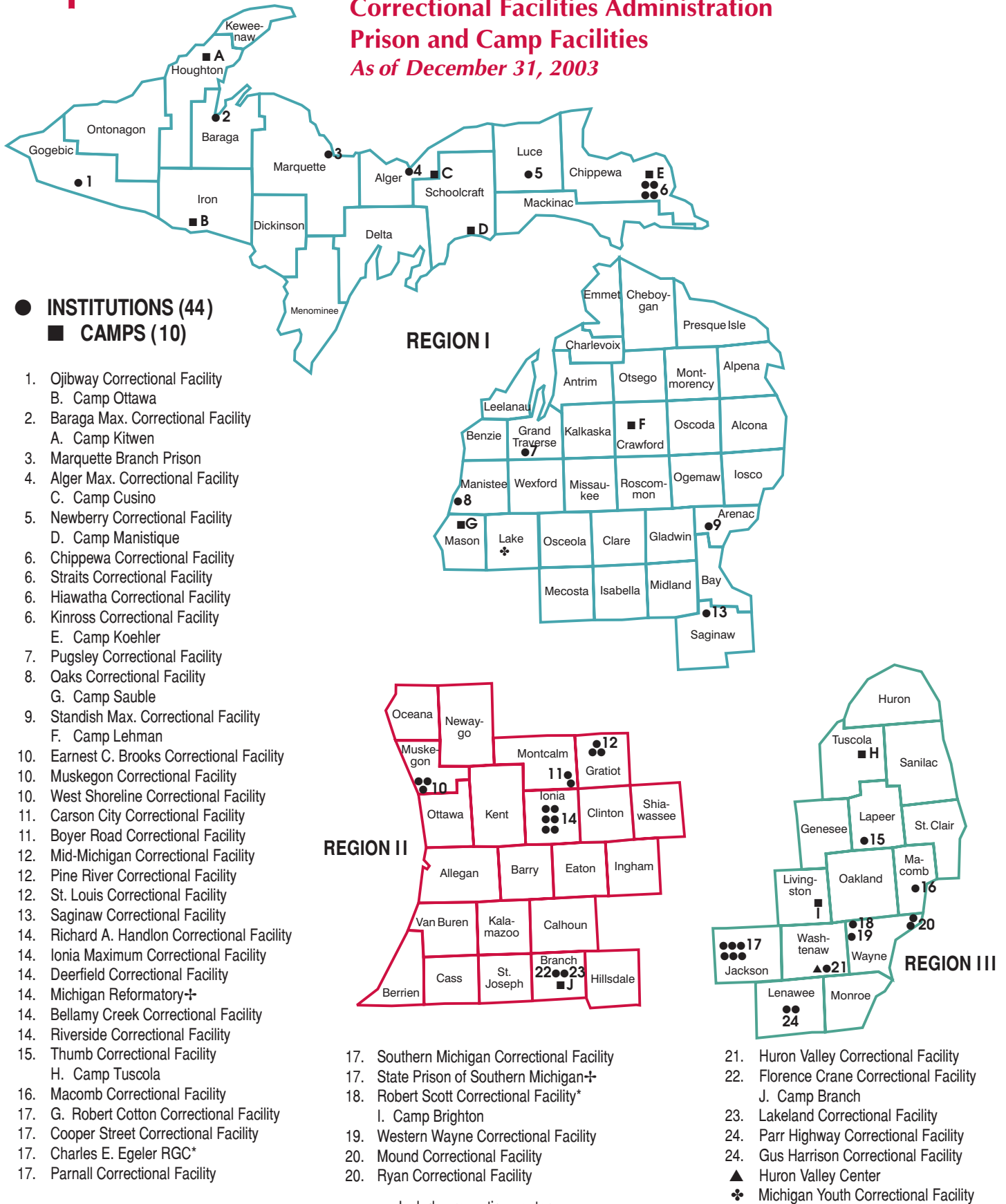
Table C4 summarizes the movement of prisoners into and out

of the institution and camp population during 2003. To demonstrate the effect of prisoner movement on the size of the institution and camp population, Table C4 reports only the movements onto and off of the institution/camp count. In other words, the table ignores movement types that do not affect the total count (e.g., movements *between* institutions). It also does not show prisoner movements that do not involve prison/camp locations (e.g., prisoner movements to parole from CRP locations).

Table C5 shows the number of escapes from secure DOC custody from 1998 through 2003. The Department recently modernized its coding and reporting of escapes, as is explained in the narrative of Table C5. The modernization was implemented starting with 1999 data, but escape figures since 1996 were recalculated using the new reporting process to provide a trend line based on consistent methodology.

# Map

## Michigan Department of Corrections Correctional Facilities Administration Prison and Camp Facilities As of December 31, 2003



● INSTITUTIONS (44)  
■ CAMPS (10)

1. Ojibway Correctional Facility
- B. Camp Ottawa
2. Baraga Max. Correctional Facility
- A. Camp Kitwen
3. Marquette Branch Prison
4. Alger Max. Correctional Facility
- C. Camp Cusino
5. Newberry Correctional Facility
- D. Camp Manistique
6. Chippewa Correctional Facility
6. Straits Correctional Facility
6. Hiawatha Correctional Facility
6. Kinross Correctional Facility
- E. Camp Koehler
7. Pugsley Correctional Facility
8. Oaks Correctional Facility
- G. Camp Sauble
9. Standish Max. Correctional Facility
- F. Camp Lehman
10. Earnest C. Brooks Correctional Facility
10. Muskegon Correctional Facility
10. West Shoreline Correctional Facility
11. Carson City Correctional Facility
11. Boyer Road Correctional Facility
12. Mid-Michigan Correctional Facility
12. Pine River Correctional Facility
12. St. Louis Correctional Facility
13. Saginaw Correctional Facility
14. Richard A. Handlon Correctional Facility
14. Ionia Maximum Correctional Facility
14. Deerfield Correctional Facility
14. Michigan Reformatory†
14. Bellamy Creek Correctional Facility
14. Riverside Correctional Facility
15. Thumb Correctional Facility
- H. Camp Tuscola
16. Macomb Correctional Facility
- G. Robert Cotton Correctional Facility
17. Cooper Street Correctional Facility
17. Charles E. Egeler RGC\*
17. Parnall Correctional Facility

17. Southern Michigan Correctional Facility
17. State Prison of Southern Michigan†
18. Robert Scott Correctional Facility\*
- I. Camp Brighton
19. Western Wayne Correctional Facility
20. Mound Correctional Facility
20. Ryan Correctional Facility

21. Huron Valley Correctional Facility
22. Florence Crane Correctional Facility
- J. Camp Branch
23. Lakeland Correctional Facility
24. Parr Highway Correctional Facility
24. Gus Harrison Correctional Facility
- ▲ Huron Valley Center
- ♣ Michigan Youth Correctional Facility

\* Includes reception centers  
▲ Operated by the Michigan Department of Community Health for psychiatric hospital services  
♣ Private, leased institution operated by Wackenhut Corporation for prisoners under the age of 20.  
† Currently not operational

Source: Correctional Facilities Administration

---

# *Descriptions of Institutions — December 31, 2003*

---

## **Alger Maximum Correctional Facility (LMF)**

Warden Barbara Bouchard  
Industrial Park Drive, P.O. Box 600  
Munising, MI 49862  
(906) 387-5000; FAX (906) 387-5019

Opened: August 1990  
Total Capacity: 536  
Net Operating Capacity: 530  
Age Limits: Men, 17 or older  
Security Level: V (maximum)  
Appropriation for 2003/2004: \$27,461,600  
Appropriated per capita for prisoner care and custody: \$90.35

### *Camp Cusino (CCU)*

ADW Shelley Peterson  
N5398 Percy Road  
Shingleton, MI 49884  
(906) 452-6248; FAX (906) 452-6585

Total Capacity: 320  
Net Operating Capacity: 320  
Age Limits: Men, 17 or older  
Security Level: I (minimum)  
Appropriation for 2003/2004: Included in the budget of Alger Maximum Correctional Facility (LMF)  
Appropriated per capita for prisoner care and custody: Included in the budget of LMF

---

---

## **Baraga Maximum Correctional Facility (AMF)**

Warden Tim Luoma  
301 Wadaga Road  
Baraga, MI 49908  
(906) 353-7070; FAX (906) 353-7957

Opened: June 1993  
Total Capacity: 856  
Net Operating Capacity: 836  
Age Limits: Men, 17 or older  
Security Level: I, V (minimum, maximum)  
Appropriation for 2003/2004: \$31,133,100  
Appropriated per capita for prisoner care and custody: \$82.47

### *Camp Kitwen (CKT)*

ADW James Quinlan  
M-26 South, P.O. Box 7  
Painesdale, MI 49955  
(906) 288-3791; FAX (906) 288-3009

Total Capacity: 240  
Net Operating Capacity: 240  
Age Limits: Men, 17 or older  
Security Level: I (minimum)  
Appropriation for 2003/2004: Included in the budget of Baraga Maximum Correctional Facility (AMF)  
Appropriated per capita for prisoner care and custody: Included in the budget of AMF

---

---

### **Bellamy Creek Correctional Facility (IBC)**

Warden Ken McKee  
1727 W. Bluewater Hwy.  
Ionia, MI 48846  
(616) 527-2510; FAX (616) 527-7089

Opened: 12/2001  
Total Capacity: 1,880  
Net Operating Capacity: 1,794  
Age Limits: Men, 17 or older  
Security Level: I, III, IV (minimum, medium, close)  
Appropriation for 2003/2004: \$30,243,400  
Appropriated per capita for prisoner care and custody:  
\$63.38

### **Boyer Road Correctional Facility (OTF)**

Warden Kurt Jones  
10274 Boyer Road  
Carson City, MI 48811  
(989) 584-3941; FAX (989) 584-6535

Opened: November 1987  
Total Capacity: 963  
Net Operating Capacity: 960  
Age Limits: Men, 17 or older  
Security Level: II (medium)  
Appropriation for 2003/2004: Included in the budget  
of Carson City Correctional Facility (DRF)  
Appropriated per capita for prisoner care and custody:  
Included in the budget of DRF

### **Carson City Correctional Facility (DRF)**

Warden Kurt Jones  
10522 Boyer Rd.  
Carson City, MI 48811  
(989) 584-3941; FAX (989) 584-6535

Opened: August 1989  
Total Capacity: 1,246  
Net Operating Capacity: 1,235  
Age Limits: Men, 17 or older  
Security Level: I, II, IV (minimum, medium, close)  
Appropriation for 2003/2004: \$41,213,000  
Appropriated per capita for prisoner care and custody:  
\$52.45

### **Charles E. Egeler Reception and Guidance Center (RGC)**

Warden Nick Ludwick  
3855 Cooper Street  
Jackson, MI 49201  
(517) 780-5600; FAX (517) 780-5814

Closed as Charles E. Egeler Correctional Facility (SMN)  
and reopened as Charles E. Egeler Reception and  
Guidance Center (RGC) in July 2002  
Total Capacity: 2,133  
Net Operating Capacity: 1,950  
Age Limits: All male commitments 21 years or older are  
processed through this center  
Appropriation for 2003/2004: \$31,320,400  
Appropriated per capita for prisoner care and  
custody: \$73.46

### **Chippewa Correctional Facility (URF)**

Warden Fabian LaVigne  
4269 W. M-80  
Kincheloe, MI 49784  
(906) 495-2275; FAX (906) 495-5787

Opened: August 1989  
Total Capacity: 1,236  
Net Operating Capacity: 1,124  
Age Limits: Men, 17 or older  
Security Level: I, III, IV (minimum, medium, close)  
Appropriation for 2003/2004: \$38,965,200  
Appropriated per capita for prisoner care and custody:  
\$51.92

### **Cooper Street Correctional Facility (JCS)**

Warden Thomas Phillips  
3100 Cooper Street  
Jackson, MI 49201  
(517) 780-6175; FAX (517) 780-6811

Opened: 1997  
Total Capacity: 1,354  
Net Operating Capacity: 1,352  
Age Limits: Men, 17 or older  
Security Level: I (minimum/secured)  
Appropriation for 2003/2004: \$22,170,200  
Appropriated per capita for prisoner care and custody:  
\$46.42

---

### **Deerfield Correctional Facility (ITF)**

Warden Carmen Palmer  
1755 Harwood Road  
Ionia, MI 48846  
(616) 527-6320; FAX (616) 527-6664

Opened: December 1985  
Total Capacity: 960  
Net Operating Capacity: 960  
Age Limits: Men, 17 or older  
Security Level: I (minimum/secured)  
Appropriation for 2003/2004: \$16,294,800  
Appropriated per capita for prisoner care and custody:  
\$48.68

### **Earnest C. Brooks Correctional Facility (LRF)**

Warden Mary Berghuis  
2500 S. Sheridan Road  
Muskegon Heights, MI 49444  
(231) 773-9200; FAX (231) 777-2097

Opened: June 1989  
Total Capacity: 1,246  
Net Operating Capacity: 1,227  
Age Limits: Men, 17 or older  
Security Level: I, II, IV (minimum, medium, close)  
Appropriation for 2003/2004: \$39,129,900  
Appropriated per capita for prisoner care and custody:  
\$50.83

---

### **Florence Crane Correctional Facility (ACF)**

Warden Sally Langley  
38 Fourth Street  
Coldwater, MI 49036  
(517) 279-9165; FAX (517) 278-8265

Opened: April 1985/Reopened for men 11/20/00  
Total Capacity: 962  
Net Operating Capacity: 959  
Age Limits: Men, 17 or older  
Security Level: I (secure)  
Appropriation for 2003/2004: \$30,633,400  
Appropriated per capita for prisoner care and custody:  
\$55.64

### ***Camp Branch (CDW)***

ADW Charles Paradine  
19 Fourth Street  
Coldwater, MI 49036  
(517) 278-3204 or 278-3476  
FAX (517) 279-2064

Converted to male facility July 2001  
Total Capacity: 600  
Net Operating Capacity: 600  
Age Limits: Men, 17 or older  
Security Level: I (minimum)  
Appropriation for 2003/2004: Included in the  
budget of Florence Crane Correctional Facility  
(ACF)  
Appropriated per capita for prisoner care and  
custody: Included in the budget of ACF

---

---

### **G. Robert Cotton Correctional Facility (JCF)**

Warden Doug Vasbinder  
3500 N. Elm Road  
Jackson, MI 49201  
(517) 780-5000; FAX (517) 780-5100

Opened: December 1985  
Total Capacity: 1,734  
Net Operating Capacity: 1,724  
Age Limits: Men, 17 or older  
Security Level: I, II, IV (minimum, medium, close)  
Appropriation for 2003/2004: \$32,204,100  
Appropriated per capita for prisoner care and custody:  
\$55.53

### **Gus Harrison Correctional Facility (ARF)**

Warden David Jamrog  
2727 E. Beecher Street  
Adrian, MI 49221  
(517) 265-3900; FAX (517) 265-9542

Opened: March 1991  
Total Capacity: 1,140  
Net Operating Capacity: 1,108  
Age Limits: Men, 17 or older  
Security Level: I, II, IV (minimum, medium, close)  
Appropriations for 2003/2004: \$39,757,800  
Appropriated per capita for prisoner care and custody:  
\$53.73

### **Hiawatha Correctional Facility (HTF)**

Warden Linda Metrish  
4533 W. Industrial Park Dr.  
Kincheloe, MI 49786-0001  
(906) 495-5661; FAX (906) 495-5291

Opened: February 1989  
Total Capacity: 962  
Net Operating Capacity: 960  
Age Limits: Men, 17 or older  
Security Level: I (minimum/secured)  
Appropriation for 2003/2004: Included in the budget  
of Kinross Correctional Facility (KCF)  
Appropriated per capita for prisoner care and custody:  
Included in the budget of KCF

### **Huron Valley Correctional Facility (HVM)**

Warden Ken Romanowski  
3201 Bemis Road  
Ypsilanti, MI 48197  
(734) 572-9900; FAX (734) 572-9499

Opened: August 1981  
Total Capacity: 543  
Net Operating Capacity: 513  
Age Limits: Men, 17 or older  
Females needing medical care housed in infirmary.  
Security Level: IV (close)  
Appropriation for 2003/2004: \$20,961,200  
Appropriated per capita for prisoner care and custody:  
\$115.96

### **Ionia Maximum Correctional Facility (ICF)**

Warden Willie Smith  
1576 W. Bluewater Highway  
Ionia, MI 48846  
(616) 527-6331; FAX (616) 527-6863

Opened: May 1987  
Total Capacity: 666  
Net Operating Capacity: 601  
Age Limits: Men, 17 or older  
Security Level: II, VI (medium, special maximum)  
Appropriation for 2003/2004: \$26,349,500  
Appropriated per capita for prisoner care and custody:  
\$120.19

---

### **Kinross Correctional Facility (KCF)**

Warden Linda Metrish  
16770 S. Watertower Drive  
Kincheloe, MI 49788  
(906) 495-2282; FAX (906) 495-5837

Opened: January 1978  
Total Capacity: 1,241  
Net Operating Capacity: 1,216  
Age Limits: Men, 17 or older  
Security Level: II (medium)  
Appropriation for 2003/2004: \$44,766,700  
Appropriated per capita for prisoner care and custody:  
\$52.82

### ***Camp Koehler (CKO)***

ADW Kathy Olson  
16463 South Hugginin Road  
Kincheloe, MI 49788  
(906) 495-2215 or 495-2209  
FAX (906) 495-5961

Total Capacity: 240  
Net Operating Capacity: 240  
Age Limits: Men, 17 or older  
Security Level: I (minimum)  
Appropriation for 2003/2004: Included in the  
budget of Kinross Correctional Facility (KCF)  
Appropriated per capita for prisoner care and  
custody: Included in the budget of KCF

---

### **Lakeland Correctional Facility (LCF)**

Warden Carol Howes  
141 First Street  
Coldwater, MI 49036  
(517) 278-6942; FAX (517) 279-0327

Opened: Annex - December 1985;  
Medium Unit - June 1986  
Total Capacity: 1,264  
Net Operating Capacity: 1,259  
Age Limits: Men, 17 or older  
Security Level: II (medium)  
Appropriation for 2003/2004: \$22,294,200  
Appropriated per capita for prisoner care and custody:  
\$51.17

### **Macomb Correctional Facility (MRF)**

Warden Hugh Wolfenbarger  
34625 26 Mile Rd.  
New Haven, MI 48048  
(586) 749-4900; FAX (586) 749-4927

Opened: January 1993  
Total Capacity: 1,246  
Net Operating Capacity: 1,234  
Age Limits: Men, 17 or older  
Security Level: I, II, IV (minimum, medium, close)  
Appropriation for 2003/2004: \$25,409,900  
Appropriated per capita for prisoner care and custody:  
\$58.33

### **Marquette Branch Prison (MBP)**

Warden Gerald Hofbauer  
1960 South U.S. 41  
Marquette, MI 49855  
(906) 226-6531; FAX (906) 226-6556

Opened: 1889  
Total Capacity: 1,148  
Net Operating Capacity: 1,118  
Age Limits: Men, 21 or older; Dorm, 17 or older  
Security Level: I, V (minimum, maximum)  
Appropriation for 2003/2004: \$32,889,500  
Appropriated per capita for prisoner care and custody:  
\$84.41

---

### **Mid-Michigan Correctional Facility (STF)**

Warden Paul Renico  
8201 N. Croswell Road  
St. Louis, MI 48880  
(989) 681-4361; FAX (989) 681-2425

Opened: February 1990  
Total Capacity: 962  
Net Operating Capacity: 960  
Age Limits: Men, 17 or older  
Security Level: I (minimum/secured)  
Appropriation for 2003/2004: Included in the budget  
of St. Louis Correctional Facility (SLF)  
Appropriated per capita for prisoner care and custody:  
Included in the budget of SLF

---

### **Mound Correctional Facility (NRF)**

Warden Andrew Jackson  
17601 Mound Road  
Detroit, MI 48212  
(313) 368-8300; FAX (313) 368-8972

Opened: July 1994  
Total Capacity: 1,073  
Net Operating Capacity: 1,054  
Age Limits: Men, 17 or older  
Security Level: II, IV (medium, close)  
Appropriation for 2003/2004: \$24,882,800  
Appropriated per capita for prisoner care and custody:  
\$66.06

### **Muskegon Correctional Facility (MCF)**

Warden John Cason  
2400 S. Sheridan Drive  
Muskegon, MI 49442  
(231) 773-3201; FAX (231) 773-3657

Opened: August 1974  
Total Capacity: 1,338  
Net Operating Capacity: 1,327  
Age Limits: Men, 17 or older  
Security Level: II (medium)  
Appropriation for 2003/2004: \$24,402,500  
Appropriated per capita for prisoner care and custody:  
\$48.42

---

### **Newberry Correctional Facility (NCF)**

Warden Jeri-Ann Sherry  
3001 Newberry Avenue  
Newberry, MI 49868  
(906) 293-6200; FAX (906) 293-0011

Opened: January 1996  
Total Capacity: 932  
Net Operating Capacity: 928  
Age Limits: Men, 17 or older  
Security Level: II (medium)  
Appropriation for 2003/2004: \$26,070,900  
Appropriated per capita for prisoner care and custody:  
\$65.24

### *Camp Manistique (CMQ)*

ADW John Norrington  
401 North Maple Street  
Manistique, MI 49854  
(906) 341-8451; FAX (906) 341-8454

Total Capacity: 216  
Net Operating Capacity: 216  
Age Limits: Men, 17 or older  
Security Level: I (minimum)  
Appropriation for 2003/2004: Included in the  
budget of Newberry Correctional Facility (NCF)  
Appropriated per capita for prisoner care and  
custody: Included in the budget of NCF

---



---

### **Oaks Correctional Facility (ECF)**

Warden David Gundy  
1500 Caberfae Highway, P.O. Box 38  
Eastlake, MI 49626-0038  
(231) 723-8272; FAX (231) 723-4278

Opened: March 1992  
Total Capacity: 676  
Net Operating Capacity: 563  
Age Limits: Men, 17 or older  
Security Level: V (maximum)  
Appropriation for 2003/2004: \$29,340,500  
Appropriated per capita for prisoner care and custody:  
\$88.92

### *Camp Sauble (CSA)*

ADW Robert Szymke  
4058 E. Freesoil Road  
Freesoil, MI 49411  
(231) 464-7104; FAX (231)464-5310

Total Capacity: 158  
Net Operating Capacity: 156  
Age Limits: Men, 17 or older  
Security Level: I (minimum)  
Appropriation for 2003/2004: Included in the  
budget of Oaks Correctional Facility (ECF)  
Appropriated per capita for prisoner care and  
custody: Included in the budget of ECF

---

---

### **Ojibway Correctional Facility (OCF)**

Warden Terry Sherman  
N. 5705 Ojibway Road, P.O. Box 236  
Marenisco, MI 49947  
(906) 787-2217; FAX (906) 787-2324

Opened July 2000  
Total Capacity: 962  
Net Operating Capacity: 960  
Age Limits: Men, 17 or older  
Security Level: II (medium)  
Appropriation for 2003/2004: \$21,578,900  
Appropriated per capita for prisoner care and  
custody: \$50.39

### *Camp Ottawa (COT)*

ADW Karl Johnson  
216 Gendron Road  
Iron River, MI 49935  
(906) 265-6431 or 265-6432  
FAX (906) 265-6661

Total Capacity: 240  
Net Operating Capacity: 240  
Age Limits: Men, 17 or older  
Security Level: I (minimum)  
Appropriation for 2003/2004: Included in the  
budget of Marquette Branch Prison (OCF)  
Appropriated per capita for prisoner care and  
custody: Included in the budget of OCF

---

---

### **Parnall Correctional Facility (SMT)**

Warden Harold White  
1780 E. Parnall  
Jackson, MI 49201-7138  
(517) 780-6004; FAX (517) 780-6399

Opened: 1839 (Became separate facility under State  
Prison of Southern Michigan break-up plan, October  
1994)

Total Capacity: 1,386  
Net Operating Capacity: 1,384  
Age Limits: Men, 17 or older  
Security Level: I (minimum)  
Appropriation for 2003/2004: \$21,630,500  
Appropriated per capita for prisoner care and custody:  
\$46.62

### **Parr Highway Correctional Facility (ATF)**

Warden David Jamrog  
2727 E. Beecher  
Adrian, MI 49221  
(517) 263-3500; FAX (517) 264-9544

Opened: May 1989  
Total Capacity: 962  
Net Operating Capacity: 956  
Age Limits: Men, 17 or older  
Security Level: I (minimum/secured)  
Appropriation for 2003/2004: Included in the budget  
of Gus Harrison Correctional Facility (ARF)  
Appropriated per capita for prisoner care and custody:  
Included in the budget of ARF

### **Pine River Correctional Facility (SPR)**

Warden Jan Trombley  
320 N. Hubbard  
St. Louis, MI 48880  
(989) 681-6668; FAX (989) 681-6678

Opened: January 2000  
Total Capacity: 962  
Net Operating Capacity: 960  
Age Limits: Men, 17 or older  
Security Level: I (minimum, secure)  
Appropriation for 2003/2004: \$17,093,100  
Appropriated per capita for prisoner care and custody:  
\$47.47

### **Pugsley Correctional Facility (MPF)**

Warden Ray Wolfe  
7401 E. Walton Road  
Kingsley, MI 49649  
(231) 263-5253; FAX (231) 263-7606

Opened: January, 2001  
Total Capacity: 952  
Net Operating Capacity: 950  
Age Limits: Men, 17 or older  
Security Level: I (minimum/secured)  
Appropriation for 2003/2004: \$16,532,900  
Appropriated per capita for prisoner care and custody:  
\$48.14

### **Richard A. Handlon Correctional Facility (MTU)**

Warden John Prelesnik  
1728 Bluewater Hwy., P.O. Box 492  
Ionia, MI 48846  
(616) 527-3100; FAX (616) 527-3161

Opened: January 1958  
Total Capacity: 1,331  
Net Operating Capacity: 1,320  
Age Limits: Men under 26  
Security Level: II (medium)  
Appropriation for 2003/2004: \$21,173,800  
Appropriated per capita for prisoner care and custody:  
\$46.80

### **Riverside Correctional Facility (RCF)**

Warden Janette Price  
777 W. Riverside Drive  
Ionia, MI 48846  
(616) 527-0110; FAX (616) 527-2936

Opened: January 1977  
Total Capacity: 1,211  
Net Operating Capacity: 1,187  
Age Limits: Men, 17 or older  
Security Level: II (medium)  
Appropriation for 2003/2004: \$26,227,800  
Appropriated per capita for prisoner care and custody:  
\$53.98

---

### **Robert Scott Correctional Facility (SCF)**

Warden Joan N. Yukins  
47500 Five Mile Road  
Plymouth, MI 48170  
(734) 459-7400; FAX (734) 459-6148

Opened: December 1986; opened as female institution  
May 1991

Total Capacity: 906  
Net Operating Capacity: 880  
Age Limits: Females, all ages  
Security Level: I, II, IV, V (minimum, medium, close,  
maximum)  
Appropriation for 2003/2004: \$32,026,800  
Appropriated per capita for prisoner care and  
custody: \$71.31

### ***Scott Reception Center (SRC)***

Warden Joan N. Yukins  
47500 Five Mile Road  
Plymouth, MI 48170  
(734) 459-7400

Opened: January 1992  
Age Limits: All female commitments are processed  
through this center  
Appropriation for 2003/2004: Included in the  
budget of Robert Scott Correctional Facility (SCF)  
Appropriated per capita for prisoner care and  
custody: Included in the budget of SCF

### ***Camp Brighton (CBI)***

ADW Thomas Desantis  
7200 Chambers Road  
Pinckney, MI 48169  
(734) 878-6623; FAX (734) 878-6590

Total Capacity: 404  
Net Operating Capacity: 403  
Age Limits: Females, all ages  
Security Level: I (minimum)  
Appropriation for 2003/2004: Included in the  
budget of Robert Scott Correctional Facility (SCF)  
Appropriated per capita for prisoner care and  
custody: Included in the budget of SCF

---

### **Ryan Correctional Facility (RRF)**

Warden Raymond Booker  
17600 Ryan Road  
Detroit, MI 48212  
(313) 368-3200; FAX (313) 368-3224

Opened: August 1991  
Total Capacity: 1,066  
Net Operating Capacity: 1,061  
Age Limits: Men, 17 or older  
Security Level: II, IV (medium, close)  
Appropriation for 2003/2004: \$25,370,300  
Appropriated per capita for prisoner care and custody:  
\$70.51

### **Saginaw Correctional Facility (SRF)**

Warden Blaine Lafler  
9625 Pierce Road  
Freeland, MI 48623  
(989) 695-9880; FAX (989) 695-6662

Opened: August 1993  
Total Capacity: 1,486  
Net Operating Capacity: 1,476  
Age Limits: Men, 17 or older  
Security Level: I, II, IV (minimum, medium, close)  
Appropriation for 2003/2004: \$26,236,000  
Appropriated per capita for prisoner care and  
custody: \$49.24

### **St. Louis Correctional Facility (SLF)**

Warden Paul Renico  
8585 N. Croswell Road  
St. Louis, MI 48880  
(989) 681-6444; FAX (989) 681-2425

Opened: 1999  
Total Capacity: 1,281  
Net Operating Capacity: 1,226  
Age Limits: Men, 17 or older  
Security Level: III, IV (medium, close)  
Appropriation for 2003/2004: \$44,604,200  
Appropriated per capita for prisoner care and custody:  
\$57.41

---

---

### **Southern Michigan Correctional Facility (JMF)**

Warden Sherry Burt  
4002 Cooper Street  
Jackson, MI 49201  
(517) 780-6100; FAX (517) 780-6599

Opened: 1997  
Total Capacity: 1,466  
Net Operating Capacity: 1,422  
Age Limits: Men, 17 or older  
Security Level: II, IV (medium, close)  
Appropriation for 2003/2004: \$29,547,300  
Appropriated per capita for prisoner care and custody:  
\$65.73

---

### **Standish Maximum Correctional Facility (SMF)**

Warden Thomas Birkett  
4713 West M-61  
Standish, MI 48658  
(989) 846-7000; FAX (989) 846-7021

Opened: April 1990  
Total Capacity: 528  
Net Operating Capacity: 480  
Age Limits: Men, 17 or older  
Security Level: V (maximum)  
Appropriation for 2003/2004: \$32,014,900  
Appropriated per capita for prisoner care and custody:  
\$102.22

#### *Camp Lehman (CLE)*

ADW Lloyd Rapelje  
5135 Hartwick Pines Road  
Grayling, MI 49738  
(989) 348-8101; FAX (989) 348-4912

Total Capacity: 382  
Net Operating Capacity: 381  
Age Limits: Men, 17 or older  
Security Level: I (minimum)  
Appropriation for 2003/2004: Included in the budget of Standish Maximum Correctional Facility (SMF)  
Appropriated per capita for prisoner care and custody: Included in the budget of SMF

---

### **Straits Correctional Facility (KTF)**

Warden Fabian LaVigne  
4387 W. M-80  
Kincheloe, MI 49785  
(906) 495-5674; FAX (906) 495-5007

Opened: May 1988  
Total Capacity: 962  
Net Operating Capacity: 960  
Age Limits: Men, 17 or older  
Security Level: I (minimum/secured)  
Appropriation for 2003/2004: Included in the budget of Chippewa Correctional Facility (URF)  
Appropriated per capita for prisoner care and custody:  
Included in the budget of URF

---

### **Thumb Correctional Facility (TCF)**

Warden Millicent Warren  
3225 John Conley Drive  
Lapeer, MI 48446  
(810) 667-2045; FAX (810) 667-2048

Opened: October 1987  
Total Capacity: 1,216  
Net Operating Capacity: 1,206  
Age Limits: Men, 17 or older  
Security Level: II (medium), IV (close)  
Appropriation for 2003/2004: \$29,214,200  
Appropriated per capita for prisoner care and custody:  
\$60.57

#### *Camp Tuscola (CTU)*

A/ADW Mark McCullick  
2420 Chambers Road  
Caro, MI 48723  
(989) 673-6760; Annex (989) 673-7068  
FAX (989) 673-0120

Total Capacity: 172  
Net Operating Capacity: 172  
Age Limits: Men, 17 or older  
Security Level: I (minimum)  
Appropriation for 2003/2004: Included in the budget of Thumb Correctional Facility (TCF)  
Appropriated per capita for prisoner care and custody: Included in the budget of TCF

---

---

### **West Shoreline Correctional Facility (MTF)**

Warden Mary Berghuis  
2500 S. Sheridan Drive  
Muskegon Heights, MI 49444  
(231) 773-1122; FAX (231) 777-2097

Opened: October 1987  
Total Capacity: 962  
Net Operating Capacity: 959  
Age Limits: Men, 17 or older  
Security Level: I (minimum/secured)  
Appropriation for 2003/2004: Included in the budget  
of Earnest C. Brooks Correctional Facility (LRF)  
Appropriated per capita for prisoner care and custody:  
Included in the budget of LRF

### **Western Wayne Correctional Facility (WCF)**

Warden Clarice Stovall  
48401 Five Mile Road  
Plymouth, MI 48170  
(734) 459-2500; FAX (734) 459-5255

Opened: June 1985, Converted to female facility 10/  
2000  
Total Capacity: 937  
Net Operating Capacity: 925  
Age Limits: Females, all ages  
Security Level: I, II (minimum, secure)  
Appropriation for 2003/2004: \$21,059,600  
Appropriated per capita for prisoner care and custody:  
\$70.88

---

## Non-MDOC Locations

---

### Michigan Youth Correctional Facility (MYC)

Private, leased institution operated by Wackenhut /Geo Group for prisoners under the age of 20

Warden Frank Elo  
1805 W. 32nd Street  
Baldwin, MI 49304  
(231) 745-9711; FAX (231) 745-9707

Opened July 1999  
Total Capacity: 510  
Net Operating Capacity: 480  
Age Limits: Less than 17 years up to 20 years  
Prisoners are transferred out prior to 20th birthday  
Security Level: V (maximum)  
Appropriation for 2003/2004: \$17,244,500  
Appropriated per capita for prisoner care and custody:  
\$103.00

### Huron Valley Center (HVC)

Huron Valley Center (HVC)  
Operated by the Michigan Department of Community Health for psychiatric hospital services.

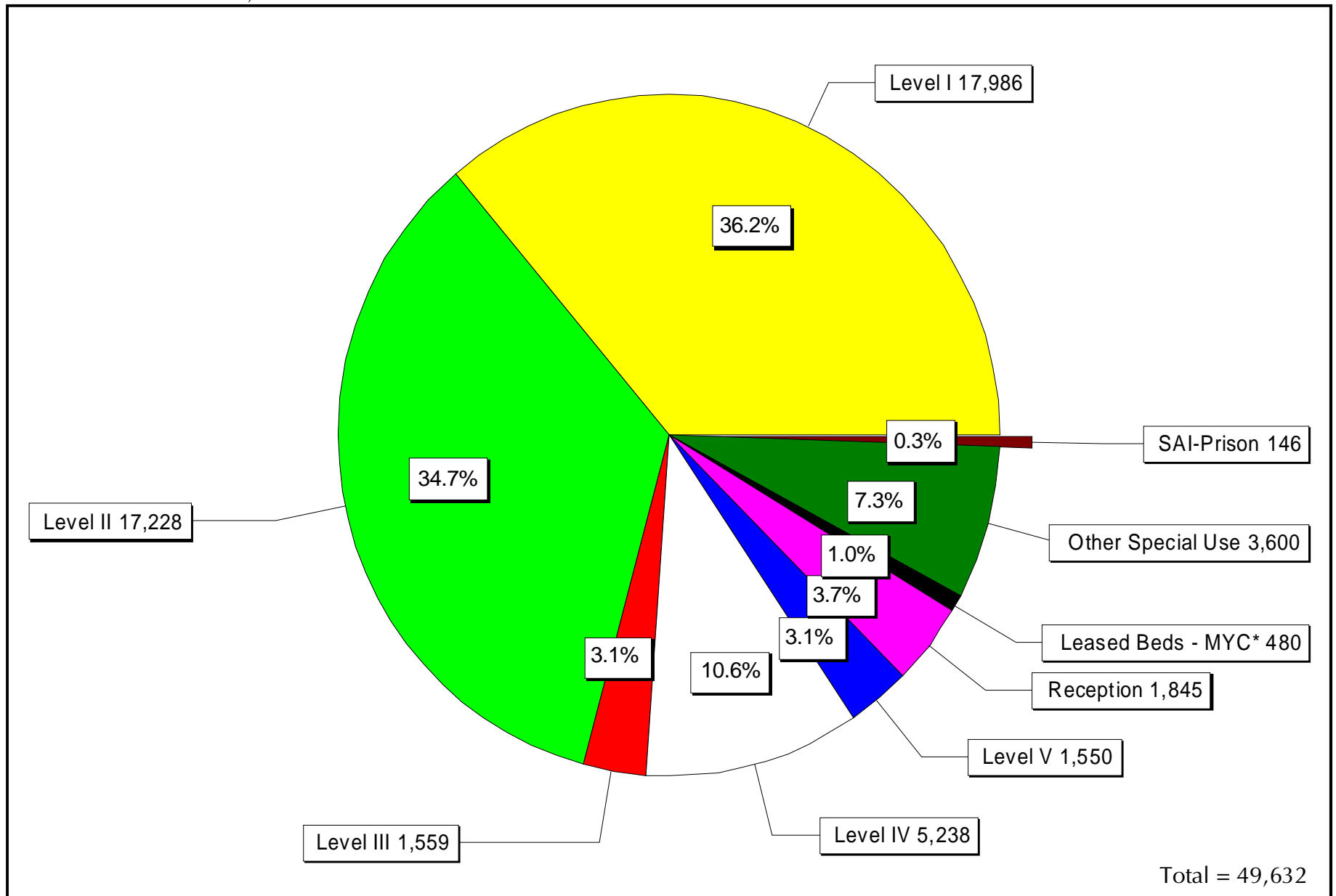
Director Rosettus Weeks  
3511 Bemis Road  
Ypsilanti, MI 48197  
(734) 434-5888; FAX (734) 434-2881

Opened: August 1994  
Total Capacity: 230  
Net Operating Capacity: 207  
Age Limit: Men and Women, all ages  
Security Level: V (all security levels for evaluation and treatment)

# C Net Operating Capacity by Security Level (Institutions & Camps)

As of December 31, 2003

C - 15



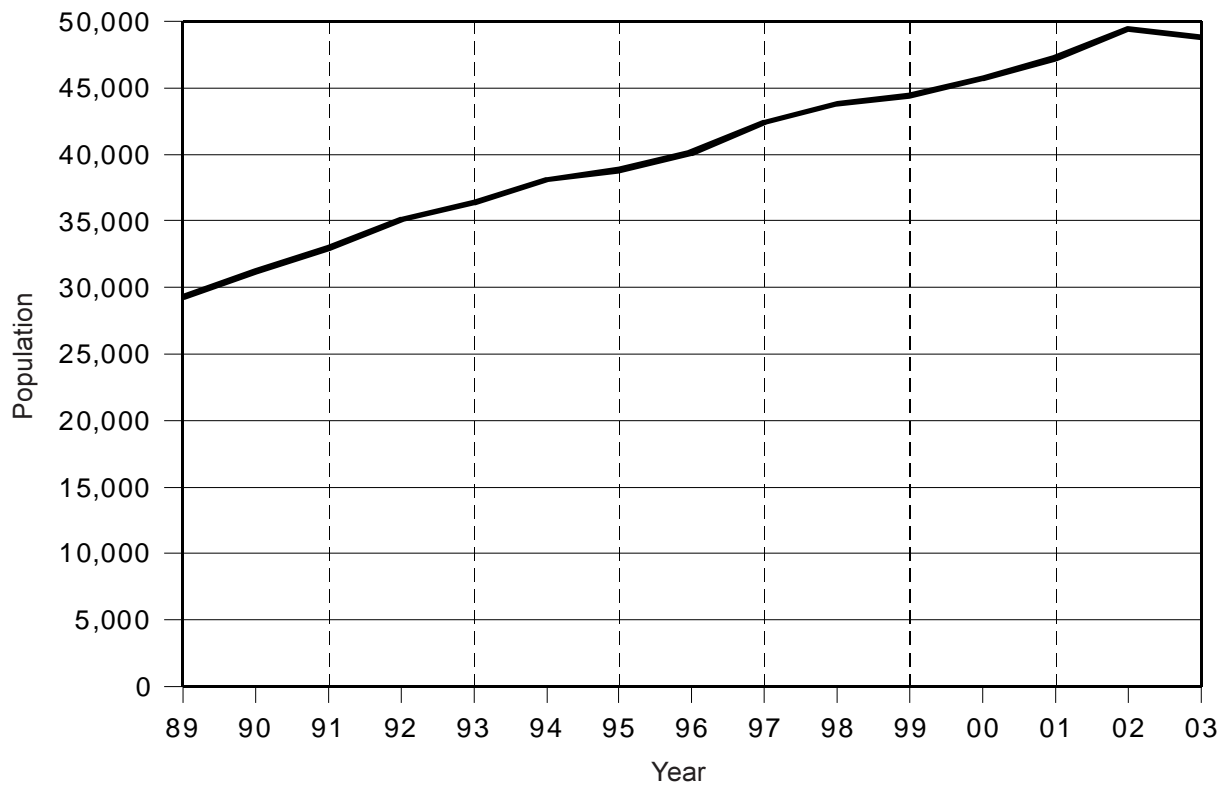
SOURCE: MDOC Capacity Certification Survey

\* "Leased Beds - MYC" refers to prisoners housed at the Michigan Youth Facility under contract with Wackenhut/Geo Group.

# Ca Year-End Prison Population (Institutions and Camps)

Calendar Years 1989 - 2003

Year	Year-End Population	Numerical Change	Percent Change
1989	29,321	---	---
1990	31,240	1,919	6.5
1991	33,018	1,778	5.7
1992	35,131	2,113	6.4
1993	36,474	1,343	3.8
1994	38,145	1,671	4.6
1995	38,854	709	1.9
1996	40,182	1,328	3.4
1997	42,426	2,244	5.6
1998	43,821	1,395	3.3
1999	44,500	679	1.5
2000	45,821	1,321	3.0
2001	47,317	1,496	3.3
2002	49,459	2,142	4.5
2003	48,887	(572)	(1.2)



SOURCE: Prison Census Reports.



# C1 2003 Total Prisoner Population by Minimum Term Distribution — All Offenses

Page One of Twenty-four

C-17

GRAND TOTALS*		
VIOLATIONS		
ATTEMPTS		
Max. Penalty		
19.142	State Property Violations	MISD ATTEMPTS
28.2931	State ID Card - False Application	5 ATTEMPTS
28.729	Sex Offender - Fail to Register	4 ATTEMPTS
28.7291B	Sex Offender - Fail to Register 2nd Offense	7 ATTEMPTS
257.254	MV Code - Intent to Pass False Title	10 ATTEMPTS
257.257	License Documents/Plates Forgery	5 ATTEMPTS
257.602A	Peace Officer - Fleeing Vehicle Code	15 ATTEMPTS
257.602A2	Peace Officer - Fleeing/Vehicle Code 4th Degree	2 ATTEMPTS
257.602A3	Peace Officer - Fleeing/Vehicle Code 2nd Offense	5 ATTEMPTS
257.602A3-A	Peace Officer - Fleeing/Vehicle Code 3rd Degree	5 ATTEMPTS
257.602A4	Peace Officer - Fleeing/Vehicle Code 2nd Degree	10 ATTEMPTS
257.602A4-A	Peace Officer - Fleeing/Vehicle Code - Cause Serious Inj	10 ATTEMPTS
257.617	Fail to Stop at Accident - Serious Impairment/Death Rslt	5 ATTEMPTS
257.6173	Fail to Stop at Accident - At Fault Rslt Death	15 ATTEMPTS
257.620	Fail to Stop after Collision	MISD ATTEMPTS
257.624A	Alcohol - Open Container in Vehicle	MISD ATTEMPTS
257.6251	Operate - Addict or Intox	5 ATTEMPTS
257.6251-A	Operating - OUIL/Per Se	MISD ATTEMPTS
257.62510C	Operating - OWI - 3rd Offense	5 ATTEMPTS

TOTAL	0.5	1	1.5	2	2.5	3	3.5	4	4.5	5	10	15	20	25	>25	LIFE	AVG
49,357	517	2,979	3,883	7,128	2,196	3,586	1,208	2,125	634	3,080	8,357	3,380	2,490	1,351	1,605	4,643	7.3
47,732	428	2,716	3,585	6,769	2,080	3,493	1,144	2,117	631	3,061	8,319	3,361	2,470	1,342	1,600	4,616	7.4
1,430	89	263	298	359	116	93	64	8	3	19	38	19	20	9	5	27	2.6
1	1																0.2
1		1															1.0
61	2	14	20	15	3	4		2			1						1.6
3		1	2														1.2
1		1															0.8
11		2	2	2		2					1	2					4.6
2			1	1													1.6
1											1						10.0
35		8	19	6	1	1											1.4
1			1														1.3
204	7	55	44	56	16	9	9	5	1	1	1						1.7
2			1			1											2.2
2					1		1										2.8
22		5	2	5		4	1	2		1	2						2.8
32		2	5	10	3	5	2	2			3						2.8
2			1			1											2.1
1				1													2.0
1			1														1.5
1				1													2.0
42	2	7	8	15	4	4			1				1				2.2
5			2	1	1		1										2.0

NOTE: Be sure to check for related offense codes when examining a particular type of crime. They may or may not be in sequential order or even on the same page.

# C1 2003 Total Prisoner Population by Minimum Term Distribution — All Offenses

Page Two of Twenty-four

C-18

	GRAND TOTALS*	
	VIOLATIONS	
	ATTEMPTS	
	Max. Penalty	
257.6253-A	Operating Impaired	MISD
	ATTEMPTS	
257.6254	Operating - Under the Influence	15
	Causing Death	ATTEMPTS
257.6255	OUIL - Causing Incapacitating	5
	Injury	ATTEMPTS
257.6255-A	Operating - Under the Influence	5
	Causing Serious Injury	ATTEMPTS
257.6256	Operating - OUIL/Per Se 3rd	5
	(Felony)	ATTEMPTS
257.6256-A	Operating a Vehicle - Minor	MISD
	ATTEMPTS	
257.6256B	Operating - OUIL/Per Se/OWI -	1
	2nd Offense	ATTEMPTS
257.6256D	Operating - OUIL/Per Se/OWI -	5
	3rd Offense	ATTEMPTS
257.6257A1	Operating OUIL/Occupant <16	1
	ATTEMPTS	
257.6257A2	Operating OUIL/Occupant <16,	5
	2nd Offense	ATTEMPTS
257.903	Motor Vehicle Code, False	5
	Certification	ATTEMPTS
257.9041B	Operate - Allow Suspend/	MISD
	Revoked to Operate	ATTEMPTS
257.9041C	Operate - Allow Suspend/Revoked to	1
	Operate - 2nd Offense	ATTEMPTS
257.9044	Operate - License Suspend/Revoked	15
	Cause Death	ATTEMPTS
257.9045	Operate - License Suspend/Revoked	5
	Cause Serious Injury	ATTEMPTS
324.51510	Fires - Willfully Set Forests	10
	ATTEMPTS	
324.811347	ORV - OUIL Causing Death	15
	ATTEMPTS	
333.16294	Health Prof - Unauthorized Practice	4
	Felony	ATTEMPTS
333.17766A3	Controlled Sub - Steroids -	7
	Delivery	ATTEMPTS

TOTAL	0.5	1	1.5	2	2.5	3	3.5	4	4.5	5	10	15	20	25	>25	LIFE	AVG
49,357	517	2,979	3,883	7,128	2,196	3,586	1,208	2,125	634	3,080	8,357	3,380	2,490	1,351	1,605	4,643	7.3
47,732	428	2,716	3,585	6,769	2,080	3,493	1,144	2,117	631	3,061	8,319	3,361	2,470	1,342	1,600	4,616	7.4
1,430	89	263	298	359	116	93	64	8	3	19	38	19	20	9	5	27	2.6
6			1	4		1											1.9
223		1	5	14	18	24	6	25	8	27	87	7	1				5.4
4						2	2										3.1
1			1														1.3
1					1												2.4
60		1	7	22	9	8	8			3	2						2.5
2			1	1													1.6
7			2	1	2			2									2.5
1							1										3.3
2	1	1															0.6
1,260	4	103	260	465	133	146	78	35	3	16	16	1					2.1
2			1	1													1.7
1				1													1.7
20		3	5	8	2		1	1									1.8
3			2	1													1.5
1				1													1.7
1				1													2.0
4		1	1		1			1									2.2
18					2	1	1	2		3	7	1	1				6.4
5				1	1	1		2									3.0
1			1														1.3
1				1													2.0
1											1						7.2
1			1														1.2
1								1									4.0

NOTE: Be sure to check for related offense codes when examining a particular type of crime. They may or may not be in sequential order or even on the same page.

# C1 2003 Total Prisoner Population by Minimum Term Distribution — All Offenses

Page Three of Twenty-four

C-19

		GRAND TOTALS*
		VIOLATIONS
		ATTEMPTS
		Max. Penalty
333.5210	AIDS - Sexual Penetration with Uninformed Partner	4 ATTEMPTS
333.73413	Controlled Sub - Imitation Mfg. or Distribution	2 ATTEMPTS
333.7401	Controlled Sub - Mfg, Del, Poss	LIFE ATTEMPTS
333.7401B3A	Controlled Sub - Mfg, Del, Poss GBL	7 ATTEMPTS
333.7401C2A	Controlled Sub - Operate/Maintain A Lab	10 ATTEMPTS
333.7401C2B	Contr. Sub - Operate Lab Near Minor	20 ATTEMPTS
333.7401C2C	Controlled Sub - Op/Maintain Lab Involve Hazardous Waste	20 ATTEMPTS
333.7401C2D	Controlled Sub - Manufac Near Church/School	20 ATTEMPTS
333.7401C2E	Controlled Sub - Op/Maintain Lab Involve Firearm	25 ATTEMPTS
333.74011	Controlled Sub - Mfg, Del, Poss or Prescribe	LIFE ATTEMPTS
333.74012A	Controlled Sub - Mfg, Del, Poss (Narcotic or Cocaine)	LIFE ATTEMPTS
333.74012A1	Controlled Sub - Mfg, Del, Poss - 1,000 or More Grams	LIFE ATTEMPTS
333.74012A2	Controlled Sub - Mfg, Del, Poss 450-999g	30 ATTEMPTS
333.74012A3	Controlled Sub - Mfg, Del, Poss 50-449g	20 ATTEMPTS
333.74012A4	Controlled Sub - Mfg, Del, Poss <50 Grams	20 ATTEMPTS
333.74012B	Contr. Sub - Mfg, Del, Poss, Sch 1-3, Methamphetamine	20 ATTEMPTS
333.74012B-A	Contr. Sub - Mfg, Del, Poss, Sch 1,2,3 ex Marij & Cocaine	7 ATTEMPTS
333.74012B1	Controlled Sub - Mfg, Del, Poss Methamphetamine	20 ATTEMPTS
333.74012C	Contr. Sub - Mfg, Del, Poss, Sch 4, or Added by Rule	4 ATTEMPTS

TOTAL	0.5	1	1.5	2	2.5	3	3.5	4	4.5	5	10	15	20	25	>25	LIFE	AVG
49,357	517	2,979	3,883	7,128	2,196	3,586	1,208	2,125	634	3,080	8,357	3,380	2,490	1,351	1,605	4,643	7.3
47,732	428	2,716	3,585	6,769	2,080	3,493	1,144	2,117	631	3,061	8,319	3,361	2,470	1,342	1,600	4,616	7.4
1,430	89	263	298	359	116	93	64	8	3	19	38	19	20	9	5	27	2.6
3					1			1			1						4.6
1		1															1.0
18	3	5	5	3	1	1											1.3
4				1					1							2	3.1
1				1													2.0
21			4	11		3	2			1							2.2
4			1	2			1										2.1
6				1	2		1				2						3.9
15			2	1	1		1			4	6						5.0
1				1													2.0
22			1	3	3	5		1	1	1	6	1					4.6
3					2						1						4.2
1													1				20.0
9		1														8	1.0
1				1													2.0
191				1				1		1	13	9	23	3	9	131	17.6
2													1		1		30.0
206				1	2	6		3	5	10	62	40	68	4	4	1	13.5
578		7	8	19	8	37	12	35	10	92	322	23			1	4	6.9
2				1							1						4.5
1,941	17	408	337	422	109	222	35	87	7	125	141	21	5	3		2	2.7
148	25	68	22	18	4	4	1			1	4	1					1.4
9		1			1				1	4	1		1				6.0
30		1	7	12		3	3	1			3						2.6
65			4	3	4	14	6	5	11	5	11	1	1				4.3
2	1	1															0.6
1	1																0.5

NOTE: Be sure to check for related offense codes when examining a particular type of crime. They may or may not be in sequential order or even on the same page.

# C1 2003 Total Prisoner Population by Minimum Term Distribution — All Offenses

Page Four of Twenty-four

C - 20

GRAND TOTALS*		
VIOLATIONS		
ATTEMPTS		
Max. Penalty		
333.74012C-A	Controlled Sub - Mfg, Del, Poss Sch 4	4 ATTEMPTS
333.74012D	Controlled Sub - Mfg, Del, Poss Sch 5	2 ATTEMPTS
333.74012D1	Controlled Sub - Mfg, Del, Poss 45 Kg+ Marijuana	15 ATTEMPTS
333.74012D2	Controlled Sub - Mfg, Del, Poss Marijuana 5 - <45 Kg	7 ATTEMPTS
333.74012D3	Controlled Sub - Mfg, Del, Poss Marijuana <5 Kg	4 ATTEMPTS
333.74012F	Prescription Forms Mfg, Del, Poss	7 ATTEMPTS
333.74022B	Contr. Sub - Mfg, Del, Poss Counterfeit Sch. 1, 2, 3	5 ATTEMPTS
333.74022E	Contr. Sub - Mfg, Del, Poss Analogue	15 ATTEMPTS
333.7403	Controlled Sub - Possession	LIFE ATTEMPTS
333.74032A1	Controlled Sub - Poss 1,000g+ Narc. or Cocaine	LIFE ATTEMPTS
333.74032A2	Controlled Sub - Poss 450-999g Narc. or Cocaine	30 ATTEMPTS
333.74032A3	Controlled Sub - Poss 50-449g Narc. or Cocaine	20 ATTEMPTS
333.74032A4	Controlled Sub - Poss 25-49g Narc. or Cocaine	4 ATTEMPTS
333.74032A5	Controlled Sub - Poss Less 25g Narc. or Cocaine	4 ATTEMPTS
333.74032B	Controlled Sub - Poss Analogues, Sch 1-4 or Methamphet.	10 ATTEMPTS
333.74032B-A	Controlled Sub - Possession/ Analogues	2 ATTEMPTS
333.74032B-B	Contr. Sub - Poss, Sub Added to Sch 1-4, by Rule	2 ATTEMPTS
333.74032B1	Controlled Sub - Possession Methamphetamine	10 ATTEMPTS
333.74032D	Controlled Sub - Poss Marijuana	MISD ATTEMPTS

TOTAL	0.5	1	1.5	2	2.5	3	3.5	4	4.5	5	10	15	20	25	>25	LIFE	AVG
49,357	517	2,979	3,883	7,128	2,196	3,586	1,208	2,125	634	3,080	8,357	3,380	2,490	1,351	1,605	4,643	7.3
47,732	428	2,716	3,585	6,769	2,080	3,493	1,144	2,117	631	3,061	8,319	3,361	2,470	1,342	1,600	4,616	7.4
1,430	89	263	298	359	116	93	64	8	3	19	38	19	20	9	5	27	2.6
1		1															1.0
5	1			2		1				1							2.5
13	1		2	4				1		2	2		1				4.3
16	1	1	2	4	3	3		1		1							2.2
224	12	36	70	64	21	10		8		1	2						1.7
5		4	1														1.0
1				1													2.0
1				1													2.0
1										1							5.0
1											1						10.0
39													3			36	20.0
29				1	1	1		1	1	1	12	3	7		1		11.9
58				4		2			1	8	41	1				1	7.7
17		7		5		2		3									2.0
1		1															1.0
648	32	174	166	152	49	48	2	10	1	7	6		1				1.7
10	4	4		1		1											1.0
1						1											3.0
8		3	1	3			1										1.6
1			1														1.5
36			4	18	4	3	2	2			3						2.5
4		1	1	1	1												1.7
29	3	10	13	1		1					1						1.4

NOTE: Be sure to check for related offense codes when examining a particular type of crime. They may or may not be in sequential order or even on the same page.

# C1 2003 Total Prisoner Population by Minimum Term Distribution — All Offenses

Page Five of Twenty-four

C-21

GRAND TOTALS*		
VIOLATIONS		
ATTEMPTS		
Max. Penalty		
333.74042A	Contr. Sub Use (Narcotic, Cocaine, Methamphetamine)	1 ATTEMPTS
333.7405D	Contr. Sub - Maintain or Keep Drug House	2 ATTEMPTS
333.7407A-A	Controlled Sub - Induce Person to Commit Felony	LIFE ATTEMPTS
333.7407A1	Controlled Substance - Attempt Felony	LIFE ATTEMPTS
333.7407A1-A	Controlled Sub - Attempted Felony	LIFE ATTEMPTS
333.74071C	Controlled Sub - Obtain by Fraud	4 ATTEMPTS
333.74071G	Controlled Sub - Counterfeit Prescription Form	4 ATTEMPTS
333.7410	Contr. Sub - Delivery to Minor/Poss on School Property	60 ATTEMPTS
333.74101A	Controlled Sub - Deliver to Minor <50g	40 ATTEMPTS
333.74101-D	Contr. Sub - Delivery to Minor (Sch. 4 & Marijuana)	8 ATTEMPTS
333.74102-A	Contr. Sub - Del on School Prop (Narc. or Cocaine) <50g	60 ATTEMPTS
333.74103	Contr. Sub - Poss w/Int on School Prop (Narc/Cocaine) <50g	40 ATTEMPTS
333.74104-A	Contr. Sub - Poss on School Prop (Narc/Cocaine) <25g	8 ATTEMPTS
333.74132	Controlled Sub - Second Offense - Double Penalty	LIFE ATTEMPTS
333.7416	Contr. Sub - Induce Minor to Commit Felony	LIFE ATTEMPTS
335.3411A	Violation Drug Law (obsolete)	LIFE ATTEMPTS
400.601-B	Welfare Fraud - Over \$500	4 ATTEMPTS
400.602-B	Welfare Fraud - Fail to Inform \$500 or More	4 ATTEMPTS
432.2182	Gambling Activity - Felony Violations	10 ATTEMPTS

TOTAL	0.5	1	1.5	2	2.5	3	3.5	4	4.5	5	10	15	20	25	>25	LIFE	AVG
49,357	517	2,979	3,883	7,128	2,196	3,586	1,208	2,125	634	3,080	8,357	3,380	2,490	1,351	1,605	4,643	7.3
47,732	428	2,716	3,585	6,769	2,080	3,493	1,144	2,117	631	3,061	8,319	3,361	2,470	1,342	1,600	4,616	7.4
1,430	89	263	298	359	116	93	64	8	3	19	38	19	20	9	5	27	2.6
1		1															1.0
15		7	7	1													1.1
4			2	1				1									2.2
1		1															1.0
1							1										3.3
4		1	2	1													1.4
3				1	1		1										2.4
19		3	3	8	2	1		2									2.0
2			1			1											2.0
2			1	1													1.6
1											1						10.0
3											1	2					12.3
4				1		2				1							3.2
1										1							5.0
7				5		1					1						2.9
10				9							1						2.4
1		1															1.0
1			1														1.1
4			2	2													1.6
2											2						10.0
1												1					13.0
2		1			1												1.7
3				1	1	1											2.3
1											1						7.0

NOTE: Be sure to check for related offense codes when examining a particular type of crime. They may or may not be in sequential order or even on the same page.

# C1 2003 Total Prisoner Population by Minimum Term Distribution — All Offenses

Page Six of Twenty-four

C - 22

		GRAND TOTALS*
		VIOLATIONS
		ATTEMPTS
		Max. Penalty
436.17012	Alcohol - Sell/Furnish to Minor, Death Resulting	10 ATTEMPTS
436.17031A	Alcohol-Buy/Consume/Possess by Minor	MISD ATTEMPTS
451.501	Blue Sky Laws - Fraudulent Schemes/ Statements	10 ATTEMPTS
500.45111	Insurance - Fraudulent Acts	4 ATTEMPTS
500.45112	Insurance Fraud - Conspiracies	10 ATTEMPTS
722.6335B	Child Abuse - Intentional False Report	4 ATTEMPTS
722.675	Distributing Obscene Matter to Minor	2 ATTEMPTS
750.10A	Sexually Delinquent	LIFE ATTEMPTS
750.110	Breaking & Entering	10 ATTEMPTS
750.110-A	Break & Enter - Unoccup. Bldg. w/Intent	10 ATTEMPTS
750.110-B	Break & Enter - Occup Bldg. w/Intent	15 ATTEMPTS
750.110A2	Home Invasion - 1st Degree	20 ATTEMPTS
750.110A3	Home Invasion - 2nd Degree	15 ATTEMPTS
750.110A4	Home Invasion - 3rd Degree	5 ATTEMPTS
750.111	Entering w/o Breaking	5 ATTEMPTS
750.115	Illegal Entry (w/o Owners Permission)	MISD ATTEMPTS
750.116	Possession of Burglars Tools	10 ATTEMPTS
750.117	Bribery of Public Officer	4 ATTEMPTS
750.1227A	Witness - Bribe/Intimidate/Interfere	4 ATTEMPTS

TOTAL	0.5	1	1.5	2	2.5	3	3.5	4	4.5	5	10	15	20	25	>25	LIFE	AVG
49,357	517	2,979	3,883	7,128	2,196	3,586	1,208	2,125	634	3,080	8,357	3,380	2,490	1,351	1,605	4,643	7.3
47,732	428	2,716	3,585	6,769	2,080	3,493	1,144	2,117	631	3,061	8,319	3,361	2,470	1,342	1,600	4,616	7.4
1,430	89	263	298	359	116	93	64	8	3	19	38	19	20	9	5	27	2.6
1									1								4.2
1					1												2.5
1											1						6.7
5		1	2			1					1						2.5
1				1													2.0
1				1													2.0
2			1							1							3.2
10		1		3		3				1	2						3.3
1,451	19	97	164	304	128	205	73	96	13	113	151	43	27	6	7	5	4.0
105	3	18	18	31	19	7	5			2	1	1					2.1
57	1	1	5	10	7	16	3	3	1	1	4	4	1				4.0
5			2			2					1						2.9
92	1	3	6	6	4	7		12		6	29	16	1		1		7.0
3			1			1				1	1						3.5
1,156	1	8	29	94	48	123	18	72	74	160	422	74	27	5		1	6.0
50	2	11	11	14	5	3	1			1	2						2.0
1,303	3	39	89	231	121	235	61	126	37	126	214	15	3		1	2	3.7
63		2	10	31	7	9	2			2							2.1
105		12	30	32	19	7	3	1		1							1.9
7	1	1	2	2	1												1.3
56		16	7	15	5	5	1	1		2	4						2.4
1										1							5.0
29		1	2	9	1	7	1	1		2	2	1	1			1	3.9
3			1	1			1										2.2
1		1															1.0
1			1														1.3
3			2	1													1.6

NOTE: Be sure to check for related offense codes when examining a particular type of crime. They may or may not be in sequential order or even on the same page.

# C1 2003 Total Prisoner Population by Minimum Term Distribution — All Offenses

Page Seven of Twenty-four

C - 23

		GRAND TOTALS*
		VIOLATIONS
		ATTEMPTS
		Max. Penalty
750.1227C	Witness - Intimidate, Threaten Inj/Death	15 ATTEMPTS
750.13	Entice Away Female Under 16	10 ATTEMPTS
750.131	Check - Non-Sufficient Funds	2 ATTEMPTS
750.131A	Checks w/o Account or w/o Suf Funds	2 ATTEMPTS
750.131A1	Check - No Account	2 ATTEMPTS
750.131A2	Check - 3 Non-Sufficient Funds Within 10 Days	2 ATTEMPTS
750.1313B2	Check - NSF Betw \$100 & \$500 3+ Offense	2 ATTEMPTS
750.1313C	Check - Non-Sufficient Funds - \$500 or More	2 ATTEMPTS
750.136A	Child Abuse - Torture	10 ATTEMPTS
750.136B	Child Abuse	15 ATTEMPTS
750.136B2	Child Abuse - 1st Degree	15 ATTEMPTS
750.136B3	Child Abuse - 2nd Degree	4 ATTEMPTS
750.136B4	Child Abuse - 3rd Degree	2 ATTEMPTS
750.145A	Children - Accosting for Immoral Purposes	1 ATTEMPTS
750.145B	Accost, Solic Child - Immoral Purposes 2nd Offense	4 ATTEMPTS
750.145C	Child Abusive Commercial Activity	20 ATTEMPTS
750.145C2	Child Sexually Abusive Activity	20 ATTEMPTS
750.145C3	Child Sex Abuse Activity - Distribute or Promote	7 ATTEMPTS
750.145D2	Computers - Commit Proscribed Conduct	20 ATTEMPTS

TOTAL	0.5	1	1.5	2	2.5	3	3.5	4	4.5	5	10	15	20	25	>25	LIFE	AVG
49,357	517	2,979	3,883	7,128	2,196	3,586	1,208	2,125	634	3,080	8,357	3,380	2,490	1,351	1,605	4,643	7.3
47,732	428	2,716	3,585	6,769	2,080	3,493	1,144	2,117	631	3,061	8,319	3,361	2,470	1,342	1,600	4,616	7.4
1,430	89	263	298	359	116	93	64	8	3	19	38	19	20	9	5	27	2.6
3			1				1			1							3.1
1		1															1.0
1	1																0.5
4			2			2											2.1
28		5	16	4	2	1											1.4
12		3	6	1		2											1.5
1								1									3.8
4			4														1.3
1															1		30.0
4										2	1	1					8.7
1						1											3.0
119		2	5	10	5	13	8	8	1	18	42	4	2		1		5.7
7			1	4	1		1										2.1
44	1	6	10	15	4	2		3		1	2						2.2
11	1	4	5	1													1.1
7		1	1	2		3											2.0
1								1									4.0
5						1				1	3						6.4
76		2	6	10	4	4	1	3	1	12	24	9					5.8
4		1	1	2													1.5
7			2	1	1		1			2							2.8
4			1	1					1		1						3.4

NOTE: Be sure to check for related offense codes when examining a particular type of crime. They may or may not be in sequential order or even on the same page.

# C1 2003 Total Prisoner Population by Minimum Term Distribution — All Offenses

Page Eight of Twenty-four

C - 24

	GRAND TOTALS*																	
	VIOLATIONS																	
	ATTEMPTS																	
	Max. Penalty																	
750.145D2B	Computers - Commit Crime w/Term	2																
	Betw 1 - 2 Years	ATTEMPTS																
750.145D2E	Computers - Commit Crime w/Term	15																
	Betw 10 - 15 Years	ATTEMPTS																
750.145D2F	Computer/Internet - Comm w/Other	20																
	to Plan Crime15+ yr Sent	ATTEMPTS																
750.145N1	Abuse Vulnerable Adult -	15																
	1st Degree	ATTEMPTS																
750.145N3	Abuse Vulnerable Adult -	2																
	3rd Degree	ATTEMPTS																
750.147B	Ethnic Intimidation	2																
		ATTEMPTS																
750.157A	Conspiracy	5																
		ATTEMPTS																
750.157B	Solicit to Murder, Other Felony	LIFE																
		ATTEMPTS																
750.157B2	Solicit to Murder	LIFE																
		ATTEMPTS																
750.157B3	Solicit to Commit Felony	5																
		ATTEMPTS																
750.157C	Solicit, Minor to Commit Felony	LIFE																
		ATTEMPTS																
750.157N	Financial Transaction Device, Steal/ Retain/Poss	4																
		ATTEMPTS																
750.157N1	Financial Transaction Device - Steal/ Retain w/o Consent	4																
		ATTEMPTS																
750.157N2	Financial Transaction Device - Poss Fraudulent One	4																
		ATTEMPTS																
750.157P	Financial Transaction Device - Poss w/Intent to Use/Sell	4																
		ATTEMPTS																
750.157Q	Financial Transaction Device - Illegal Sale/Use	4																
		ATTEMPTS																
750.157R	Financial Transaction Device - Forge/Alter/Counterfeiting	4																
		ATTEMPTS																
750.157V	Financial Transaction Device - False ID	4																
		ATTEMPTS																
750.157W	Financial Trans Device - Fraudulent Withdrawals/Transfers	10																
		ATTEMPTS																

TOTAL	0.5	1	1.5	2	2.5	3	3.5	4	4.5	5	10	15	20	25	>25	LIFE	AVG
49,357	517	2,979	3,883	7,128	2,196	3,586	1,208	2,125	634	3,080	8,357	3,380	2,490	1,351	1,605	4,643	7.3
47,732	428	2,716	3,585	6,769	2,080	3,493	1,144	2,117	631	3,061	8,319	3,361	2,470	1,342	1,600	4,616	7.4
1,430	89	263	298	359	116	93	64	8	3	19	38	19	20	9	5	27	2.6
1						1											2.7
1				1													2.0
11		1	2	2	2	1		1	1	1							2.6
1						1											3.0
1		1															1.0
1			1														1.1
6			1							1		1			1	2	17.8
10											2	2				4	23.1
9				1	1		1	1			3		1		1		9.3
1			1														1.5
1																1	2.5
3	1	1			1												1.3
52	1	8	18	12	6	4		1			2						1.8
4	1		2							1							2.0
10		2	2	1	2	2		1									2.0
26		4	4	10	4	2		1		1							2.0
1	1																0.3
2			2														1.5
1						1											2.7

NOTE: Be sure to check for related offense codes when examining a particular type of crime. They may or may not be in sequential order or even on the same page.



# C1 2003 Total Prisoner Population by Minimum Term Distribution — All Offenses

Page Nine of Twenty-four

C - 25

		GRAND TOTALS*
		VIOLATIONS
		ATTEMPTS
		Max. Penalty
750.157W1C1	Financial Trans Device - Fraud Betw \$1K & <\$20K	5 ATTEMPTS
750.158	Sodomy	15 ATTEMPTS
750.15911	Criminal Enterprise - Conducting	20 ATTEMPTS
750.15912	Criminal Enterprise - Acquire/ Maintain	20 ATTEMPTS
750.15914-A	Criminal Enterprise - Conspiracy	20 ATTEMPTS
750.160	Dead Bodies - Disinterment & Mutilation	10 ATTEMPTS
750.161	Desertion & Non-Support	3 ATTEMPTS
750.165	Refusing to Support Spouse or Children	4 ATTEMPTS
750.167	Disorderly Person	MISD ATTEMPTS
750.174	Embezzle - Agt, Serv, Emp, Trustee	10 ATTEMPTS
750.174A4A	Embezzlement - Relationship of Trust Betw \$1K & <\$20K	5 ATTEMPTS
750.174-B	Embezzlement - Agent or Trustee Over \$100	10 ATTEMPTS
750.1744A	Embezzlement - Agent or Trustee Betw \$1K & <\$20K	5 ATTEMPTS
750.1744B	Embezzle - Agent or Trustee - Betw \$200 & <\$1K, 2nd Off	5 ATTEMPTS
750.1745A	Embezzlement - Agent or Trustee \$20K or More	10 ATTEMPTS
750.176	Embezzle - Administrator/Executor/ Guardian	10 ATTEMPTS
750.183	Aid Escape of & Rescue Prisoner	7 ATTEMPTS
750.183-A	Escape - Aiding Prisoner - Felony	7 ATTEMPTS
750.186A	Escape from Juvenile Facility	4 ATTEMPTS

TOTAL	0.5	1	1.5	2	2.5	3	3.5	4	4.5	5	10	15	20	25	>25	LIFE	AVG
49,357	517	2,979	3,883	7,128	2,196	3,586	1,208	2,125	634	3,080	8,357	3,380	2,490	1,351	1,605	4,643	7.3
47,732	428	2,716	3,585	6,769	2,080	3,493	1,144	2,117	631	3,061	8,319	3,361	2,470	1,342	1,600	4,616	7.4
1,430	89	263	298	359	116	93	64	8	3	19	38	19	20	9	5	27	2.6
2			2														1.3
7		1	1	1						1	3						4.2
34					4	2	3	2	1	6	8	7	1				7.0
1						1											3.0
1							1										3.3
3				1							1	1					6.9
9		2	1	6													1.7
4	1	3															0.8
23			3	13	1	4		2									2.1
6		2	4														1.2
1	1																0.3
5			1	2						2							3.1
3		1	2														1.3
32		2	6	6	2	7		1		7	1						2.8
4		2		2													1.4
49	1	10	9	18	5	3	1	2									1.8
3			2	1													1.5
1			1														1.5
17	1	2	2	5	1	3			1	1	1						2.4
2			1	1													1.7
1											1						7.0
1						1											3.0
1						1											2.6
9			6	2		1											1.6

NOTE: Be sure to check for related offense codes when examining a particular type of crime. They may or may not be in sequential order or even on the same page.

# C1 2003 Total Prisoner Population by Minimum Term Distribution — All Offenses

Page Ten of Twenty-four

C - 26

GRAND TOTALS*		
VIOLATIONS		
ATTEMPTS		
Max. Penalty		
750.188	Escape - Allowed by Officer/ Guard	LIFE ATTEMPTS
750.193	Break, Escape or Attempt to Break, Escape Prison	5 ATTEMPTS
750.195	Escape - From Jail Sentence	4 ATTEMPTS
750.1951	Escape from Misdemeanor Jail Sentence	2 ATTEMPTS
750.1952	Escape - From Felony Jail Sentence	4 ATTEMPTS
750.197C	Assault Employee and/or Escape Jail Through Violence	4 ATTEMPTS
750.197CA	Assault Prison Employee	4 ATTEMPTS
750.1971	Escape Awaiting Trial For Misdemeanor	2 ATTEMPTS
750.1972	Escape - Awaiting Trial for Felony	4 ATTEMPTS
750.199A	Absconding or Forfeiting Bond	4 ATTEMPTS
750.204A	Explosives - Sending w/Int to Frighten	5 ATTEMPTS
750.206	Explosives - Place w/Int to Damage	25 ATTEMPTS
750.207	Explosives - Placing w/Injury Death Resulting	LIFE ATTEMPTS
750.2072B	Explosives - Place Near Prop, Cause Property Damage	20 ATTEMPTS
750.208	Explosives - Aiding/Abetting Placement	15 ATTEMPTS
750.209	Explosives - Place Offensive Subs w/Int Alarm/Inj/Destroy	LIFE ATTEMPTS
750.209-A	Explosives - Poss w/Intent to Terrorize	10 ATTEMPTS
750.209-B	Explosives - Place Offensive Subs w/Int To Alarm	5 ATTEMPTS
750.2102A	Explosives - Poss Bomb w/Unlawful Intent	15 ATTEMPTS

TOTAL	0.5	1	1.5	2	2.5	3	3.5	4	4.5	5	10	15	20	25	>25	LIFE	AVG
49,357	517	2,979	3,883	7,128	2,196	3,586	1,208	2,125	634	3,080	8,357	3,380	2,490	1,351	1,605	4,643	7.3
47,732	428	2,716	3,585	6,769	2,080	3,493	1,144	2,117	631	3,061	8,319	3,361	2,470	1,342	1,600	4,616	7.4
1,430	89	263	298	359	116	93	64	8	3	19	38	19	20	9	5	27	2.6
1											1						6.0
150	15	48	22	38	10	3	3	3		1	4	1	2				1.9
8	1	4	1	1			1										1.3
1		1															1.0
1				1													1.8
30		6	8	10	2	2	1	1									1.8
1		1															1.0
127	4	31	9	36	9	19	3	6	2	3	5						2.2
23	3	14	4	2													1.0
39	1	9	7	11	3	3		2	1	1	1						2.0
5		4	1														1.0
1			1														1.3
23	2	4	4	5	1	4	1	1		1							2.0
30		4	4	14	2	3	1			1	1						2.2
2			2														1.3
2				1				1									3.0
4						1				1	1			1			10.1
4												2				2	15.0
2								1				1					7.8
1			1														1.5
4				1							1		1		1		15.7
1											1						7.0
1						1											3.0
2						1	1										3.2
2								1			1						5.4

NOTE: Be sure to check for related offense codes when examining a particular type of crime. They may or may not be in sequential order or even on the same page.

# C1 2003 Total Prisoner Population by Minimum Term Distribution — All Offenses

Page Eleven of Twenty-four

C - 27

		GRAND TOTALS*
		VIOLATIONS
		ATTEMPTS
		Max. Penalty
750.211	Explosives - Manufacture With Unlawful Intent	5 ATTEMPTS
750.211A2A	Explosives - Poss of Molotov Cocktail/Other Expl.	15 ATTEMPTS
750.211A2B	Explosives - Poss Molotov Cocktail Causing Property Damage	20 ATTEMPTS
750.211A2C	Explosives - Poss Molotov Cocktail Cause Injury	25 ATTEMPTS
750.213	Extortion	20 ATTEMPTS
750.218	False Pretenses w/Int to Defraud	10 ATTEMPTS
750.218-A	False Pretenses - \$100 or Less, 4th	1 ATTEMPTS
750.218-B	False Pretenses - Over \$100	10 ATTEMPTS
750.2183A	False Pretenses - Betw \$200 & <\$1K	1 ATTEMPTS
750.2184A	False Pretenses - Betw \$1K & <\$20K	5 ATTEMPTS
750.2185A	False Pretenses - \$20K or More	10 ATTEMPTS
750.219E	Financial Institution - Unauthorized Credit Application	4 ATTEMPTS
750.224	Weapons - Dangerous Weapon Sale/Poss	5 ATTEMPTS
750.224A	Weapon - Taser, Poss or Sale	4 ATTEMPTS
750.224B	Weapon - Short-Barrel Shotgun/Rifle	5 ATTEMPTS
750.224F	Weapon - Firearm, Poss by Felon	5 ATTEMPTS
750.2241-A	Weapon - Dangerous Weapon - Misc	5 ATTEMPTS
750.226	Carry Weapon w/Unlawful Intent	5 ATTEMPTS
750.227	Carrying Concealed Weapons	5 ATTEMPTS

TOTAL	0.5	1	1.5	2	2.5	3	3.5	4	4.5	5	10	15	20	25	>25	LIFE	AVG
49,357	517	2,979	3,883	7,128	2,196	3,586	1,208	2,125	634	3,080	8,357	3,380	2,490	1,351	1,605	4,643	7.3
47,732	428	2,716	3,585	6,769	2,080	3,493	1,144	2,117	631	3,061	8,319	3,361	2,470	1,342	1,600	4,616	7.4
1,430	89	263	298	359	116	93	64	8	3	19	38	19	20	9	5	27	2.6
1				1													2.0
8				2	1	1	1			2	1						4.0
2	1									1							2.7
1				1													2.0
2											1	1					11.0
64		1	1	7	2	14		3	1	7	17	6	4		1		7.0
4			1	1	1							1					4.7
6				2				1		1	1	1					5.8
1		1															1.0
50	1	3	4	5	3	9	5	4		7	8				1		4.2
3				1	1	1											2.5
2		1						1									2.4
38		2	9	12	4	7	3			1							2.2
1			1														1.5
11		2	2	2	2		1	1		1							2.3
1							1										3.3
1						1											2.8
2	1			1													1.2
2		1	1														1.1
18	1	4		4	3	3		1		1				1			3.4
1	1																0.1
357	48	50	52	100	38	21	8	8		9	14	5		1	2	1	2.3
8	2	1	3	2													1.1
8			2	4	2												1.9
28		2	5	10	1	1	4	2			2					1	2.4
2				2													1.8
268	9	37	56	84	21	25	15	4	2	3	5	2	2	1		2	2.3
17	4	2	1	9	1												1.3

NOTE: Be sure to check for related offense codes when examining a particular type of crime. They may or may not be in sequential order or even on the same page.

# C1 2003 Total Prisoner Population by Minimum Term Distribution — All Offenses

Page Twelve of Twenty-four

C - 28

	GRAND TOTALS*																	
	VIOLATIONS																	
	ATTEMPTS																	
	Max. Penalty																	
750.227B	Felony Firearm	10																
	ATTEMPTS																	
750.227B-A	Weapons - Felony Firearm	2																
	ATTEMPTS																	
750.227B-B	Weapons - Felony Firearm -	5																
	2nd Offense	ATTEMPTS																
750.227C	Poss of Loaded Firearm in Vehicle	2																
	ATTEMPTS																	
750.230	Weapons - Firearms, Altering	2																
	ID Marks	ATTEMPTS																
750.234A	Firearm - Discharge from a Vehicle	4																
	ATTEMPTS																	
750.234B	Firearm - Discharge In/At Dwelling	4																
	ATTEMPTS																	
750.2411	Fireman - Obstructing	4																
	ATTEMPTS																	
750.248	Forgery of Records, Other	14																
	Instruments	ATTEMPTS																
750.248A	Financial Transaction Device -	4																
	Utter & Publish	ATTEMPTS																
750.249	Uttering & Publishing	14																
	ATTEMPTS																	
750.250	Forgery of State Warrant	7																
	ATTEMPTS																	
750.251	Forgery of Bank Bills/Promissory	7																
	Notes	ATTEMPTS																
750.252	Counterfeit Notes Poss w/Int to	7																
	Utter & Publish	ATTEMPTS																
750.253	Uttering & Publishing Counterfeit	5																
	Bills or Notes	ATTEMPTS																
750.254	Forged Bills, Notes, Possession w/Int	5																
	to Utter & Publish	ATTEMPTS																
750.255	Counterfeiting - Possession of Tools	10																
	ATTEMPTS																	
750.260	Counterfeiting - Coins/Poss of	LIFE																
	More than 5	ATTEMPTS																
750.261	Counterfeiting - Coins/Poss of	10																
	Less than 5	ATTEMPTS																

TOTAL	0.5	1	1.5	2	2.5	3	3.5	4	4.5	5	10	15	20	25	>25	LIFE	AVG
49,357	517	2,979	3,883	7,128	2,196	3,586	1,208	2,125	634	3,080	8,357	3,380	2,490	1,351	1,605	4,643	7.3
47,732	428	2,716	3,585	6,769	2,080	3,493	1,144	2,117	631	3,061	8,319	3,361	2,470	1,342	1,600	4,616	7.4
1,430	89	263	298	359	116	93	64	8	3	19	38	19	20	9	5	27	2.6
95				85						10							2.3
4				4													2.0
1,202				1,191						9	2						2.0
6				6													2.0
15										15							5.0
3			2													1	1.3
1				1													2.0
8		1	1	2	1	1	1	1									2.2
23	3	5	2	9	1	3											1.6
1			1														1.2
1					1												2.5
102		6	18	25	6	17	3	6	1	8	11	1					3.0
6			1	2	1		2										2.3
1		1															1.0
669	7	71	138	186	70	66	12	41	2	34	37	4	1				2.5
67	5	12	23	11	11	3	1				1						1.6
1				1													2.0
2								2									4.0
1		1															1.0
4			1	1	1		1										2.3
1			1														1.3
1			1														1.5
1						1											3.0
1					1												2.4
1			1														1.5

NOTE: Be sure to check for related offense codes when examining a particular type of crime. They may or may not be in sequential order or even on the same page.

# C1 2003 Total Prisoner Population by Minimum Term Distribution — All Offenses

Page Thirteen of Twenty-four

C - 29

		GRAND TOTALS*
		VIOLATIONS
		ATTEMPTS
	Max. Penalty	
750.280	Gross Frauds & Cheats at Common Law	10 ATTEMPTS
750.285	Obtain Personal Identity Info w/o Permission	5 ATTEMPTS
750.316	First Degree Murder	LIFE ATTEMPTS
750.316-A	Murder - First Degree - Premeditated	LIFE ATTEMPTS
750.316-B	Murder - Felony	LIFE ATTEMPTS
750.316-C	Murder - Open - Statutory Short Form	LIFE ATTEMPTS
750.317	Second Degree Murder	LIFE ATTEMPTS
750.321	Manslaughter	15 ATTEMPTS
750.321-A	Manslaughter - Statutory Short Form	15 ATTEMPTS
750.321-C	Manslaughter - Involuntary	15 ATTEMPTS
750.321-E	Manslaughter with Motor Vehicle	15 ATTEMPTS
750.322	Homicide - Killing of Unborn Child	15 ATTEMPTS
750.324	Negligent Homicide	2 ATTEMPTS
750.329	Death - Firearm without Malice	15 ATTEMPTS
750.329A	Suicide - Assisting	5 ATTEMPTS
750.335A	Indecent Exposure (Sexually Delinquent Person)	LIFE ATTEMPTS
750.338	Gross Indecency Between Males - Commit/Procure	5 ATTEMPTS
750.338A	Gross Indecency Between Females - Commit/Procure	5 ATTEMPTS
750.338B	Gross Indecency Male and Female - Commit/Procure	5 ATTEMPTS

TOTAL	0.5	1	1.5	2	2.5	3	3.5	4	4.5	5	10	15	20	25	>25	LIFE	AVG
49,357	517	2,979	3,883	7,128	2,196	3,586	1,208	2,125	634	3,080	8,357	3,380	2,490	1,351	1,605	4,643	7.3
47,732	428	2,716	3,585	6,769	2,080	3,493	1,144	2,117	631	3,061	8,319	3,361	2,470	1,342	1,600	4,616	7.4
1,430	89	263	298	359	116	93	64	8	3	19	38	19	20	9	5	27	2.6
1				1													1.9
11	1	4	2	3		1											1.4
1,880												2		1	4	1,873	35.7
11																11	
575				1		1		1		1	1	1	2	1	2	564	15.1
4																4	
362													1		1	360	27.5
139										1	1		3	4	8	122	32.4
1																1	
3,720				1		3	3	8		19	314	627	759	613	655	718	22.4
20											2	1	7	2	1	7	20.8
211	2	2		5	2	7	5	18	2	27	114	14	10		3		8.3
2				1							1						5.0
226	1	3		13	7	17	7	20	2	30	109	8	6		3		7.0
2											1						6.5
152			3	6	2	12	6	10	3	25	71	11	3				6.7
3			1								1						4.9
64			1	1		6	2	5	4	5	33	4	3				7.3
3					1		1			1							3.6
1													1				20.0
9			4	2				2				1					2.6
13				1	1		1	1		3	6						5.8
1			1														1.3
20		4	1	5	1	3		1			5						3.3
2				2													2.0
6	1	2		2							1						2.2
1				1													2.0
9			3	4	2												1.9

NOTE: Be sure to check for related offense codes when examining a particular type of crime. They may or may not be in sequential order or even on the same page.

# C1 2003 Total Prisoner Population by Minimum Term Distribution — All Offenses

Page Fourteen of Twenty-four

C - 30

			GRAND TOTALS*
			VIOLATIONS
			ATTEMPTS
			Max. Penalty
750.349	Kidnapping	LIFE	
		ATTEMPTS	
750.349A	Prisoner Taking a Hostage	LIFE	
		ATTEMPTS	
750.349[S]	Kidnapping - Solicitation	LIFE	
		ATTEMPTS	
750.350	Kidnapping - Child Enticement	LIFE	
		ATTEMPTS	
750.356	Larceny	10	
		ATTEMPTS	
750.356-A	Larceny - Over \$100 (obsolete)	5	
		ATTEMPTS	
750.356A	Larceny, Motor Vehicle	10	
		ATTEMPTS	
750.356A-A	Larceny - From a Motor Vehicle	5	
		ATTEMPTS	
750.356A-B	Breaking and Entering - A Vehicle Steal Prop. Over \$5	5	
		ATTEMPTS	
750.356A-C	Breaking and Entering - A Vehicle (with Damage)	5	
		ATTEMPTS	
750.356A1	Larceny - From a Motor Vehicle	5	
		ATTEMPTS	
750.356A2A	Breaking and Entering - A Vehicle Steal Prop. <\$200	MISD	
		ATTEMPTS	
750.356A2C1	Breaking and Entering - A Vehicle Steal Prop. \$1K - <\$20K	5	
		ATTEMPTS	
750.356A2C2	Breaking and Entering A Vehicle - Steal Betw \$200-\$1K 2nd Offense	5	
		ATTEMPTS	
750.356A2D1	Breaking and Entering - A Vehicle Steal Prop. \$20K+	10	
		ATTEMPTS	
750.356A3	Breaking and Entering - A Vehicle (with Damage)	5	
		ATTEMPTS	
750.356B	B & E Coin Operated Telephone	4	
		ATTEMPTS	
750.356C	Retail Fraud - 1st Degree	5	
		ATTEMPTS	
750.356D	Retail Fraud - 2nd Degree	1	
		ATTEMPTS	

TOTAL	0.5	1	1.5	2	2.5	3	3.5	4	4.5	5	10	15	20	25	>25	LIFE	AVG
49,357	517	2,979	3,883	7,128	2,196	3,586	1,208	2,125	634	3,080	8,357	3,380	2,490	1,351	1,605	4,643	7.3
47,732	428	2,716	3,585	6,769	2,080	3,493	1,144	2,117	631	3,061	8,319	3,361	2,470	1,342	1,600	4,616	7.4
1,430	89	263	298	359	116	93	64	8	3	19	38	19	20	9	5	27	2.6
318			1	5	2	1	2	4	3	9	75	58	43	21	36	58	16.8
9			1	3	2					1		1			1		6.5
9											3	2	1		1	2	19.1
1										1							5.0
23	1			1		1	1	2	1	2	6	1	2	1	3	1	12.9
1				1													1.9
18	1	4	1	4	1	1				2	2	1		1			4.4
2	1	1															0.7
29	1	4	1	9		6	4	1		1	1	1					2.8
17	1	4	1	3	3	2	1				1				1		3.9
3			1	2													1.8
35		10	3	10	4	2	1	2		2	1						2.1
1	1																0.5
10		1	4	2	1		1			1							2.4
67	2	13	18	23	5	4	1				1						1.7
7	1	2	3	1													1.1
2				1		1											2.4
11		1	4	3	3												1.8
1				1													1.8
2				1						1							3.4
78	8	22	21	15	2	5	4	1									1.5
2	1		1														0.8
2		1	1														1.1
420	14	95	110	114	29	35	6	7		2	8						1.8
4	2	1		1													0.8
3		3															0.8

NOTE: Be sure to check for related offense codes when examining a particular type of crime. They may or may not be in sequential order or even on the same page.

# C1 2003 Total Prisoner Population by Minimum Term Distribution — All Offenses

Page Fifteen of Twenty-four

C-31

GRAND TOTALS*		
VIOLATIONS		
ATTEMPTS		
Max. Penalty		
750.3562A	Larceny - \$20,000 or More	10
	ATTEMPTS	
750.3562B	Larceny - \$1,000 Or More but Less Than \$20,000 - 3rd Off	10
	ATTEMPTS	
750.3563A	Larceny - \$1,000 Or More But Less Than \$20,000	5
	ATTEMPTS	
750.3563B	Larceny - \$200 Or More But Less Than \$1,000 - 2nd Offense	5
	ATTEMPTS	
750.357	Larceny from Person	10
	ATTEMPTS	
750.357B	Firearms - Stealing of Another	5
	ATTEMPTS	
750.360	Larceny in Building	4
	ATTEMPTS	
750.362	Larceny By Conversion	10
	ATTEMPTS	
750.362-A	Larceny - By Conversion Over \$100 (obsolete)	5
	ATTEMPTS	
750.362A	Fail to Return Rented Property	10
	ATTEMPTS	
750.362A3A	Failure to Return Rented Property Betw \$1K & <\$20K	5
	ATTEMPTS	
750.3622A	Larceny by Conversion \$20K+	10
	ATTEMPTS	
750.3623A	Larceny - By Conversion Betw \$1K and <\$20K	5
	ATTEMPTS	
750.377A	Malicious Destruction of Personal Property	10
	ATTEMPTS	
750.377AA	Malicious Destruction of Personal Property Over \$100	4
	ATTEMPTS	
750.377A1A1	Malicious Destruction of Personal Property \$20K+	10
	ATTEMPTS	
750.377A1B1	Mal Destr. of Personal Property Betw \$1K & <\$20K	5
	ATTEMPTS	
750.377A1D	Malicious Destruction Personal Property <\$200	MISD
	ATTEMPTS	
750.377B	Mal Destr. Police or Fire Dept Property	4
	ATTEMPTS	

TOTAL	0.5	1	1.5	2	2.5	3	3.5	4	4.5	5	10	15	20	25	>25	LIFE	AVG
49,357	517	2,979	3,883	7,128	2,196	3,586	1,208	2,125	634	3,080	8,357	3,380	2,490	1,351	1,605	4,643	7.3
47,732	428	2,716	3,585	6,769	2,080	3,493	1,144	2,117	631	3,061	8,319	3,361	2,470	1,342	1,600	4,616	7.4
1,430	89	263	298	359	116	93	64	8	3	19	38	19	20	9	5	27	2.6
5					2	1	1			1							3.2
1								1									4.0
42		7	8	14	6	4		3									1.9
2				1	1												2.1
5		1	2		1			1									1.9
384	7	27	48	87	32	65	17	31	5	29	32	3	1				3.0
31	2	5	10	8	2	3	1										1.6
20		1	6	6	2	2	2			1							2.1
262	7	44	76	68	23	30	1	8	1	2	2						1.8
17	2	7	8														1.0
1														1			25.0
1		1															1.0
17		4	3	5	1	2	1	1									2.0
4		1				1					1	1					7.2
1			1														1.5
7				3		2		1			1						3.1
1			1														1.3
21	1		9	8		3											1.7
1				1													1.7
12		1	3	4	3		1										2.0
12	1	1	1	2	1	4		1		1							2.4
2						1	1										3.1
31		5	9	12	1	1	2			1							1.8
2		1		1													1.3
1								1									3.9
67	1	9	22	24	5	5		1									1.7
9		4	5														1.1

**NOTE: Be sure to check for related offense codes when examining a particular type of crime. They may or may not be in sequential order or even on the same page.**

# C1 2003 Total Prisoner Population by Minimum Term Distribution — All Offenses

Page Sixteen of Twenty-four

C-32

		GRAND TOTALS*
		VIOLATIONS
		ATTEMPTS
		Max. Penalty
750.380	Malicious Destruction of Building	10
	ATTEMPTS	
750.380A	Malicious Destruction of Building	4
	Over \$100 (obsolete)	ATTEMPTS
750.3802A	Malicious Destruction of Building	10
	Over \$20K	ATTEMPTS
750.3803A	Malicious Destruction of Building	5
	Betw \$1K & <\$20K	ATTEMPTS
750.383A	Malicious Destruction of Utility	4
	Property	ATTEMPTS
750.411A1B	False Report of a Felony	4
	ATTEMPTS	
750.411A2	False Bomb Threat	10
	ATTEMPTS	
750.411A3A	False Report/Threat - Bomb, Harmful	4
	Materials	ATTEMPTS
750.411H2B	Stalking a Minor	5
	ATTEMPTS	
750.411i	Stalking - Aggravated	5
	ATTEMPTS	
750.411i2B	Stalking a Minor - Aggravated	10
	ATTEMPTS	
750.411N	Money Laundering - 2nd Degree	10
	ATTEMPTS	
750.411O	Money Laundering - 1st Degree	20
	ATTEMPTS	
750.413	Unlawfully Driving Away an	5
	Automobile	ATTEMPTS
750.414	Unlawful Use Auto w/o Intent	2
	to Steal	ATTEMPTS
750.4152	MV Conceal or Misrep ID w/Intent	4
	to Mislead (Felony)	ATTEMPTS
750.422	Perjury - Court Proceeding	LIFE
	ATTEMPTS	
750.424	Perjury - Subornation	15
	ATTEMPTS	
750.424B	Perjury - Subornation	15
	ATTEMPTS	

TOTAL	0.5	1	1.5	2	2.5	3	3.5	4	4.5	5	10	15	20	25	>25	LIFE	AVG
49,357	517	2,979	3,883	7,128	2,196	3,586	1,208	2,125	634	3,080	8,357	3,380	2,490	1,351	1,605	4,643	7.3
47,732	428	2,716	3,585	6,769	2,080	3,493	1,144	2,117	631	3,061	8,319	3,361	2,470	1,342	1,600	4,616	7.4
1,430	89	263	298	359	116	93	64	8	3	19	38	19	20	9	5	27	2.6
3		1		1						1							2.6
1		1															1.0
7		2		2	2	1											1.9
1					1												2.5
15	1	3	4	4	1	2											1.6
1	1																0.5
17	2	4	6	2	1	1	1										1.5
1		1															1.0
3					1	1					1						5.1
4			2			1			1								2.5
2	1										1						5.1
152	1	20	32	35	10	28	11	4		3	4	3			1		2.7
6	1	2	1	1	1												1.2
1				1													2.0
1				1													1.7
1			1														1.5
1											1						7.5
449	5	64	95	140	51	42	17	12	1	6	14	1				1	2.1
20	2	2	8	4	3		1										1.5
50	4	11	26	5	2	1				1							1.3
4				2		1		1									2.6
10		1		2		1				1	4				1		7.3
1						1											3.0
1											1						10.0
1										1							5.0

NOTE: Be sure to check for related offense codes when examining a particular type of crime. They may or may not be in sequential order or even on the same page.



# C1 2003 Total Prisoner Population by Minimum Term Distribution — All Offenses

Page Seventeen of Twenty-four

C-33

		GRAND TOTALS*
		VIOLATIONS
		ATTEMPTS
		Max. Penalty
750.425	Incite or Procure to Commit Perjury	5 ATTEMPTS
750.4361	Poison, Food/Drink/Medicine/Wells	5 ATTEMPTS
750.448	Prostitution - Accosting & Soliciting	MISD ATTEMPTS
750.451-B	Prostitution - 3rd Offense	2 ATTEMPTS
750.455	Prostitution/Pandering	20 ATTEMPTS
750.459	Prostitution - Transporting Female (perhaps compel)	20 ATTEMPTS
750.479	Obstruct/Resist Public Officer Serving/Executing Process	20 ATTEMPTS
750.479-B	Police Officer - Resist & Obstruct	2 ATTEMPTS
750.479A-B	Peace Officer - Resist Arrest Injury Inflicted	2 ATTEMPTS
750.479A2	Police Officer - Fleeing - 4th Degree	2 ATTEMPTS
750.479A3	Police Officer - Fleeing - 3rd Degree	5 ATTEMPTS
750.479A4	Police Officer - Fleeing - 2nd Offense	10 ATTEMPTS
750.479A4-A	Police Officer - Fleeing (Penal Code) - 2nd Degree	10 ATTEMPTS
750.479A5	Police Officer - Fleeing (Penal Code) - Death Resulting	15 ATTEMPTS
750.479A5-A	Police Officer - Fleeing (Penal Code) - 1st Degree	15 ATTEMPTS
750.479B	Peace Officer - Disarming	10 ATTEMPTS
750.479B2	Peace Officer - Disarming Firearm	10 ATTEMPTS
750.4792	Public Officer - Assault or Obstruct	2 ATTEMPTS
750.4793	Public Officer - Assault or Obstruct Cause Injury	4 ATTEMPTS

TOTAL	0.5	1	1.5	2	2.5	3	3.5	4	4.5	5	10	15	20	25	>25	LIFE	AVG
49,357	517	2,979	3,883	7,128	2,196	3,586	1,208	2,125	634	3,080	8,357	3,380	2,490	1,351	1,605	4,643	7.3
47,732	428	2,716	3,585	6,769	2,080	3,493	1,144	2,117	631	3,061	8,319	3,361	2,470	1,342	1,600	4,616	7.4
1,430	89	263	298	359	116	93	64	8	3	19	38	19	20	9	5	27	2.6
2				1							1						5.9
2		1					1										2.1
1		1															1.0
10		3	6	1													1.2
2						1					1						6.5
5								1		1	1	1		1			10.8
10		4	5	1													1.2
129	6	28	45	18	9	15	2	5			1						1.7
2				1		1											2.4
9	3	1	1	1	1	2											1.4
36		6	16	4	5	2	1	2									1.7
304	2	31	73	106	31	32	10	8	2	3	6						2.1
4			3	1													1.4
1						1											2.6
1											1						8.0
21		1	2	4	1	2	1	4			5	1					4.2
1												1					15.0
1						1											3.0
1											1						6.0
1				1													1.7
13		1		5	1		1			1	2	1				1	4.1
15		6	2	3	3		1										1.6
4	1	3															0.8
1		1															1.0

NOTE: Be sure to check for related offense codes when examining a particular type of crime. They may or may not be in sequential order or even on the same page.

# C1 2003 Total Prisoner Population by Minimum Term Distribution — All Offenses

Page Eighteen of Twenty-four

C - 34

		GRAND TOTALS*
		VIOLATIONS
		ATTEMPTS
		Max. Penalty
750.483A2B	Interfering with Crime Report - Threat to Kill/Injure	10 ATTEMPTS
750.483A6A	Tamper with Evidence	4 ATTEMPTS
750.483A6B	Tamper w/ Evidence - Criminal Case >10 Yr Term	10 ATTEMPTS
750.49-A	Animals - Fighting	4 ATTEMPTS
750.50B	Animals - Killing/Torturing	4 ATTEMPTS
750.505	Common Law Offense, No Express Penalty	5 ATTEMPTS
750.505-A	Obstruction of Justice	5 ATTEMPTS
750.505-B	Accessory After the Fact to Felony	5 ATTEMPTS
750.520	Criminal Sexual Conduct (CSC)	LIFE ATTEMPTS
750.520B	CSC - 1st Degree - Multiple Variables	LIFE ATTEMPTS
750.520B1A	CSC - 1st Degree - Person Under 13	LIFE ATTEMPTS
750.520B1B	CSC - 1st Degree - Relationship	LIFE ATTEMPTS
750.520B1C	CSC - 1st Degree - During Felony	LIFE ATTEMPTS
750.520B1D	CSC - 1st Degree - Accomplices	LIFE ATTEMPTS
750.520B1E	CSC - 1st Degree - Weapon Used	LIFE ATTEMPTS
750.520B1F	CSC - 1st Degree - Personal Injury	LIFE ATTEMPTS
750.520B1G	CSC - 1st Degree - Injury to Incap. Victim	LIFE ATTEMPTS
750.520B1H	CSC - 1st Degree - Mentally Disabled - Relation	LIFE ATTEMPTS
750.520C	CSC - 2nd Degree - Multiple Variables	15 ATTEMPTS

TOTAL	0.5	1	1.5	2	2.5	3	3.5	4	4.5	5	10	15	20	25	>25	LIFE	AVG
49,357	517	2,979	3,883	7,128	2,196	3,586	1,208	2,125	634	3,080	8,357	3,380	2,490	1,351	1,605	4,643	7.3
47,732	428	2,716	3,585	6,769	2,080	3,493	1,144	2,117	631	3,061	8,319	3,361	2,470	1,342	1,600	4,616	7.4
1,430	89	263	298	359	116	93	64	8	3	19	38	19	20	9	5	27	2.6
3			1			2											2.5
1					1												2.3
1						1											3.0
1	1																1.0
8		1	2	4	1												1.8
4					1								1		2		23.1
7		1	1		2		1	1	1								2.7
1			1														1.3
28		3	1	7	5	8	1	1				1	1				3.3
1			1														1.5
25							1				2		1	2	4	15	34.1
1,686				11	5	9	6	22	5	60	409	321	269	148	228	193	17.7
18			2	4	1		1				1	1	4	3		1	11.0
1,627		6	2	23	26	48	33	45	22	104	535	324	203	102	95	59	12.7
31		2	3	10	1	8	4				1	1	1				3.5
301			2	4	4	6	3	9	4	21	96	64	36	26	18	8	13.0
6				4									1				5.1
129						5		1		4	19	27	17	14	31	11	21.1
2				1								1					8.3
64	1					1	2	1		3	19	15	7	6	7	2	15.0
208					2			2	2	2	37	48	40	19	35	21	19.1
1																1	
220		2		1		4	2	4	1	2	42	47	42	32	30	11	18.2
5				3			1				1						3.8
4				1								2	1				12.2
12						1	1			1		2	4	1	2		17.3
629	1	13	21	66	21	104	17	57	10	102	184	25	7		1		5.4
6			1	2	1	1	1										2.2

NOTE: Be sure to check for related offense codes when examining a particular type of crime. They may or may not be in sequential order or even on the same page.

# C1 2003 Total Prisoner Population by Minimum Term Distribution — All Offenses

Page Nineteen of Twenty-four

C - 35

		GRAND TOTALS*
		VIOLATIONS
		ATTEMPTS
		Max. Penalty
750.520C1A	CSC - 2nd Degree - Person Under 13	15 ATTEMPTS
750.520C1B	CSC - 2nd Degree - Relationship	15 ATTEMPTS
750.520C1C	CSC - 2nd Degree - During Felony	15 ATTEMPTS
750.520C1D	CSC - 2nd Degree - Accomplices	15 ATTEMPTS
750.520C1E	CSC - 2nd Degree - Weapon Used	15 ATTEMPTS
750.520C1F	CSC - 2nd Degree - Personal Injury	15 ATTEMPTS
750.520C1G	CSC - 2nd Degree - Injury to Incap. Victim	15 ATTEMPTS
750.520C1H	CSC - 2nd Degree - Mentally Disabled - Relation	15 ATTEMPTS
750.520C1I	CSC - 2nd Degree - State Prisoner	15 ATTEMPTS
750.520D	CSC - 3rd Degree - Multiple Variables	15 ATTEMPTS
750.520D1A	CSC - 3rd Degree - Person 13 Through 15	15 ATTEMPTS
750.520D1B	CSC - 3rd Degree - Force or Coercion	15 ATTEMPTS
750.520D1C	CSC - 3rd Degree - Incapacitated Victim	15 ATTEMPTS
750.520D1D	CSC - 3rd Degree - Incest	15 ATTEMPTS
750.520E	CSC - 4th Degree - Multiple Variables	2 ATTEMPTS
750.520E1A	CSC - 4th Degree - Force or Coercion	2 ATTEMPTS
750.520E1A-A	CSC - 4th Degree - Victim 13 Through 15	2 ATTEMPTS
750.520E1B	CSC - 4th Degree - Incapacitated Victim	2 ATTEMPTS
750.520E1G	CSC - 4th Degree - Incest	2 ATTEMPTS

TOTAL	0.5	1	1.5	2	2.5	3	3.5	4	4.5	5	10	15	20	25	>25	LIFE	AVG
49,357	517	2,979	3,883	7,128	2,196	3,586	1,208	2,125	634	3,080	8,357	3,380	2,490	1,351	1,605	4,643	7.3
47,732	428	2,716	3,585	6,769	2,080	3,493	1,144	2,117	631	3,061	8,319	3,361	2,470	1,342	1,600	4,616	7.4
1,430	89	263	298	359	116	93	64	8	3	19	38	19	20	9	5	27	2.6
1,430	1	31	59	178	82	186	42	119	15	234	427	41	14		1		5.0
61		6	7	20	10	11	5			1	1						2.3
185		1	5	27	7	32	10	18	2	31	47	4	1				4.8
15			3	7	1	2	2										2.1
15					3	5	1	2			4						4.2
5				1		1				1	2						4.9
1							1										3.3
7			1	1			1	1			3						4.5
75		2	3	11	5	11	1	11		9	18	1	2		1		5.3
5				1		2				1		1					5.0
11			1	3	2			2		1	2						3.4
14			1	3	2	1	3			1	2	1					3.9
1								1									4.0
681	5	17	20	54	29	74	13	62	10	96	254	32	10	2	2	1	5.9
16		2	3	4	2	1	2				1		1				3.6
1,062	4	47	54	114	65	128	39	90	28	138	325	18	10		1	1	4.8
112	1	13	28	42	12	7	8		1								1.9
523		11	17	42	14	47	12	56	7	72	209	30	3	1	2		6.1
24	1	3	2	9	3	3		1		1	1						2.4
58		5	9	9	1	3	1	3		7	15	4	1				4.9
6		1	1	2	1		1										2.0
54				3	4	4	3	4		9	26	1					6.0
2				2													1.8
27	1	4	16	2	2	1					1						1.6
94	7	18	50	9	3	1	2	2			2						1.5
26		5	16	3	1						1						1.5
5			5														1.3
1			1														1.3

NOTE: Be sure to check for related offense codes when examining a particular type of crime. They may or may not be in sequential order or even on the same page.

# C1 2003 Total Prisoner Population by Minimum Term Distribution — All Offenses

Page Twenty of Twenty-four

C - 36

GRAND TOTALS*		
VIOLATIONS		
ATTEMPTS		
Max. Penalty		
750.520F	CSC - 2nd Offense	LIFE
		ATTEMPTS
750.520G	CSC - Assault with Intent to Commit	10
	CSC	ATTEMPTS
750.520G1	CSC - Assault with Intent to Commit	10
	Sexual Penetration	ATTEMPTS
750.520G2	CSC - Assault with intent to Commit	5
	CSC, 2nd Degree	ATTEMPTS
750.529	Robbery - Armed	LIFE
		ATTEMPTS
750.529A	Car Jacking	LIFE
		ATTEMPTS
750.530	Robbery - Unarmed	15
		ATTEMPTS
750.531	Robbery, Bank/Safe/Vault	LIFE
		ATTEMPTS
750.531-A	Bank Robbery	LIFE
		ATTEMPTS
750.531-B	Safe Breaking	LIFE
		ATTEMPTS
750.532	Seduction	5
		ATTEMPTS
750.535	Stolen Property - Receiving and	10
	Concealing	ATTEMPTS
750.535-A	Stolen Property - Receiving & Conceal	5
	Over \$100 (obsolete)	ATTEMPTS
750.535-B	Stolen Property - Receiving &	MISD
	Concealing \$100 or Less	ATTEMPTS
750.535A	Motor Vehicles - Operating a	10
	Chop Shop	ATTEMPTS
750.535A2	Motor Vehicles - Operating a	10
	Chop Shop	ATTEMPTS
750.535B	Weapons, Firearms - Receiving &	10
	Concealing	ATTEMPTS
750.5352A	Stolen Property - Rec & Conc	10
	\$20K+	ATTEMPTS
750.5352B	Rec/Conc Stolen Prop >\$20K	10
	3rd or Subs	ATTEMPTS

TOTAL	0.5	1	1.5	2	2.5	3	3.5	4	4.5	5	10	15	20	25	>25	LIFE	AVG
49,357	517	2,979	3,883	7,128	2,196	3,586	1,208	2,125	634	3,080	8,357	3,380	2,490	1,351	1,605	4,643	7.3
47,732	428	2,716	3,585	6,769	2,080	3,493	1,144	2,117	631	3,061	8,319	3,361	2,470	1,342	1,600	4,616	7.4
1,430	89	263	298	359	116	93	64	8	3	19	38	19	20	9	5	27	2.6
18										5	8	2	2		1		11.3
15		1	1			2	1			3	5	2					5.9
398	1	8	37	82	23	59	20	44	5	46	67	2		2	2		3.8
1				1													2.0
104	1	9	20	31	14	6	15	4		1	2					1	2.3
3				2			1										2.3
4,386	1	23	38	128	132	218	141	214	162	371	1,342	648	414	160	196	198	10.5
37	1	1	3	5		4	3	2		2	7	3	1	2	2	1	8.5
445		4	5	33	26	26	23	34	15	57	145	52	16	5	2	2	6.8
17		2	3	7	2	1			1	1							2.1
1,102	3	35	57	154	62	149	44	147	21	123	240	37	21	2	3	4	4.8
22	1	2	4	3	3	2	2			1	3	1					3.3
78			1	1	3	2		6		6	12	15	16	8	4	4	13.9
2					1								1				10.4
219	1	11	12	11	10	25	5	21	5	23	50	26	12	3	3	1	7.0
2		1						1									2.5
70	1		2	4	4	11	3	7		11	17	5	2		2	1	6.4
6		1	2	1		1					1						3.0
4			3	1													1.5
38		4	1	9	1	3	2	1		4	6	5			1	1	5.7
4		1	2	1													1.4
124	2	23	16	37	6	18	8	1		4	8	1					2.4
4		1	1	2													1.5
1					1												2.1
15		1	3	4	1	4				1		1					3.1
11		6	1	2		2											1.5
35	1	2	6	10	5	7		2	1	1							2.3
2	1			1													1.2
55	1	17	7	12	2	9	3			3	1						2.0
3		1	1	1													1.5
3			1	1			1										2.2

NOTE: Be sure to check for related offense codes when examining a particular type of crime. They may or may not be in sequential order or even on the same page.

# C1 2003 Total Prisoner Population by Minimum Term Distribution — All Offenses

Page Twenty-one of Twenty-four

C-37

GRAND TOTALS*		
VIOLATIONS		
ATTEMPTS		
Max. Penalty		
750.5353A	Stolen Property - Rec & Conc Betw \$1K & <\$20K	5 ATTEMPTS
750.5353B	Stolen Prop - Rec & Conc Betw \$200 & <\$1K, 2nd Offense	5 ATTEMPTS
750.5354A	Stolen Prop - Rec & Conc Betw \$200 & <\$1K	1 ATTEMPTS
750.5357	Receiving and Concealing Stolen Automobile	5 ATTEMPTS
750.539D	Eavesdropping - Installing Device	2 ATTEMPTS
750.540	Cut, Break, Tap Wire or Cable	2 ATTEMPTS
750.543M	False Report or Threat of Terrorism	20 ATTEMPTS
750.72	Burning Dwelling House	20 ATTEMPTS
750.72-A	Arson - Dwelling House	20 ATTEMPTS
750.72-B	Arson - Dwelling House Curtilage	20 ATTEMPTS
750.73	Arson - Real Property	10 ATTEMPTS
750.74	Arson - Personal Property	10 ATTEMPTS
750.74B	Arson - Personal Property Over \$50	4 ATTEMPTS
750.741C1	Arson - Real/Personal Property Betw \$1K & <\$20K	5 ATTEMPTS
750.741D1	Arson - Personal Property \$20K+	10 ATTEMPTS
750.75	Arson - Insured Property	10 ATTEMPTS
750.77	Arson - Preparing to Burn	10 ATTEMPTS
750.771C1	Arson - Prepare to Burn Property Betw \$1K & <\$20K	5 ATTEMPTS
750.771D1	Arson - Prepare to Burn Prop \$20K+	10 ATTEMPTS

TOTAL	0.5	1	1.5	2	2.5	3	3.5	4	4.5	5	10	15	20	25	>25	LIFE	AVG
49,357	517	2,979	3,883	7,128	2,196	3,586	1,208	2,125	634	3,080	8,357	3,380	2,490	1,351	1,605	4,643	7.3
47,732	428	2,716	3,585	6,769	2,080	3,493	1,144	2,117	631	3,061	8,319	3,361	2,470	1,342	1,600	4,616	7.4
1,430	89	263	298	359	116	93	64	8	3	19	38	19	20	9	5	27	2.6
363	15	118	74	91	25	20	10	8	1	1							1.6
20		2	13	4				1									1.5
3		1	2														1.3
1						1											2.8
58	2	41	8	6		1											1.1
2		1		1													1.2
1					1												2.1
10		3	5	2													1.3
1											1						7.0
56	1	3	1	7	1	1	1	8	1	9	14	6	2		1		6.6
1	1																0.5
167	1	6	10	22	2	24	4	11	10	13	49	10	4		1		5.5
7		1		1	3	1	1										2.3
22		2		2	2	3		2		4	6	1					4.9
1				1													2.0
66		4	9	12	1	13	4	5		6	9	1	1			1	3.7
8	1	3			2	1	1										1.7
1										1							5.0
4						1				1	2						5.0
16		3	4	7	2												1.6
1	1																0.2
2			1	1													1.6
2								1		1							4.5
3	2				1												1.1
2			1	1													1.7
5				2				1			2						4.8
1				1													2.0

NOTE: Be sure to check for related offense codes when examining a particular type of crime. They may or may not be in sequential order or even on the same page.

# C1 2003 Total Prisoner Population by Minimum Term Distribution — All Offenses

Page Twenty-two of Twenty-four

C - 38

		GRAND TOTALS*
		VIOLATIONS
		ATTEMPTS
		Max. Penalty
750.81	Assault or Assault and Battery	MISD
		ATTEMPTS
750.81A	Assault - Aggravated	1
		ATTEMPTS
750.81A2	Domestic Violence - Aggravated	1
		ATTEMPTS
750.81A3	Domestic Violence - Aggravated	2
	2nd Offense	ATTEMPTS
750.81C2	Assault & Battery - Against FIA	2
	Employee	ATTEMPTS
750.81D1	Resist/Obstruct/Assault Peace	2
	Officer	ATTEMPTS
750.81D2	Resist/Obstruct/Assault Peace	4
	Officer - Cause Injury	ATTEMPTS
750.81D3	Police Officer - Result Serious	15
	Injury	ATTEMPTS
750.812	Domestic Violence	MISD
		ATTEMPTS
750.814	Domestic Violence	2
	3rd Offense	ATTEMPTS
750.82	Felonious Assault	4
		ATTEMPTS
750.822	Asslt w/Dangerous Weapon -	4
	Weapon-Free School Zone	ATTEMPTS
750.83	Asslt w/Int to Commit Murder	LIFE
		ATTEMPTS
750.84	Asslt w/Int Gr Bod Hrm Less	10
	Murder	ATTEMPTS
750.86	Assault w/Intent to Maim	10
		ATTEMPTS
750.87	Asslt w/Intent to Commit Felony	10
		ATTEMPTS
750.88	Asslt w/Intent to Rob & Steal	15
	Unarmed	ATTEMPTS
750.89	Asslt w/Intent to Rob & Steal	LIFE
	Armed	ATTEMPTS
750.90A	Pregnant Individual - Assault	LIFE
	Causing Miscarriage	ATTEMPTS

TOTAL	0.5	1	1.5	2	2.5	3	3.5	4	4.5	5	10	15	20	25	>25	LIFE	AVG
49,357	517	2,979	3,883	7,128	2,196	3,586	1,208	2,125	634	3,080	8,357	3,380	2,490	1,351	1,605	4,643	7.3
47,732	428	2,716	3,585	6,769	2,080	3,493	1,144	2,117	631	3,061	8,319	3,361	2,470	1,342	1,600	4,616	7.4
1,430	89	263	298	359	116	93	64	8	3	19	38	19	20	9	5	27	2.6
9	5		2			1							1				3.0
1		1															1.0
2	1	1															0.5
3			3														1.3
7			5	1	1												1.5
4		1	3														1.2
108	1	31	50	21	4	1											1.3
18	1	2	4	8	1	2											1.7
1			1														1.3
2						1		1									3.3
5		2	3														1.1
110	1	14	57	18	12	2	1	1		1	3						1.7
899	39	163	185	272	75	85	7	30	2	18	19	1	2			1	2.0
48	5	10	29	2							2						1.4
2			1	1													1.6
1,383	2	2	3	10	4	16	9	15	10	35	351	329	215	120	141	121	16.3
10											2	3	3	2			16.3
1,498	16	61	70	208	88	200	80	136	36	211	332	37	7	6		10	4.4
45		1	9	19	3	5	2	3	1	2							2.3
6				1	2					1	2						5.3
18				4		1		2	1	1	7	2					6.0
164	1	9	7	17	14	25	6	11		27	40	5			2		4.9
4				2				1		1							3.0
757	1	5	9	32	24	38	24	41	35	79	241	104	59	13	24	28	9.1
6		1		1	1							2				1	7.1
1													1				20.0

NOTE: Be sure to check for related offense codes when examining a particular type of crime. They may or may not be in sequential order or even on the same page.

# C1 2003 Total Prisoner Population by Minimum Term Distribution — All Offenses

Page Twenty-three of Twenty-four

C - 39

		GRAND TOTALS*
		VIOLATIONS
		ATTEMPTS
		Max. Penalty
750.90CA	Miscarriage - Gross Negligence Against Preg Individual	15 ATTEMPTS
750.90DA	Miscarriage - OUIL Accident Against Preg Individual	15 ATTEMPTS
750.91	Attempt to Murder	LIFE ATTEMPTS
752.191	Felonious Driving	2 ATTEMPTS
752.542	Incite to Riot	10 ATTEMPTS
752.542A	Riot - Causing in Prison	10 ATTEMPTS
752.796	Computers - Use to Violate Theft Statute	10 ATTEMPTS
752.7973B	Computers - Use to Commit Crime Penalty Betw 1-2 Yr	2 ATTEMPTS
752.7973D	Computers - Use to Commit Crime, Penalty Betw 4-10 Yr	7 ATTEMPTS
752.7973E	Computers - Use to Commit Crime Penalty Betw 10-20 Yr	10 ATTEMPTS
752.811A	Break & Enter - Coin-Operated Device	3 ATTEMPTS
752.811B	Break & Enter - Poss Tool to Open Coin-Operated Device	3 ATTEMPTS
752.861	Weapons - Firearms, Careless Use Causing Injury/Death	2 ATTEMPTS
767A.91B	Prosecutor's Investigative Subpoena - Perjury	LIFE ATTEMPTS
767.61A	Sexually Delinquent Person	LIFE ATTEMPTS
769.12	Habitual Offender Fourth Felony	LIFE ATTEMPTS
800.281	Prisons - Contraband	5 ATTEMPTS
800.2811	Prisons - Furnish Contraband to Prisoner in Prison	5 ATTEMPTS
800.2813	Prisons - Bringing Contraband Into	5 ATTEMPTS

TOTAL	0.5	1	1.5	2	2.5	3	3.5	4	4.5	5	10	15	20	25	>25	LIFE	AVG
49,357	517	2,979	3,883	7,128	2,196	3,586	1,208	2,125	634	3,080	8,357	3,380	2,490	1,351	1,605	4,643	7.3
47,732	428	2,716	3,585	6,769	2,080	3,493	1,144	2,117	631	3,061	8,319	3,361	2,470	1,342	1,600	4,616	7.4
1,430	89	263	298	359	116	93	64	8	3	19	38	19	20	9	5	27	2.6
1										1							5.0
1											1						7.0
21							1	2			11	1	1	1	1	3	10.6
1												1					10.5
4		1	1	1				1									2.0
1							1										3.0
1			1														1.5
1							1										3.5
1							1										2.7
3		1	1	1													1.4
2			1						1								3.0
7			5	2													1.6
2			1	1													1.5
4	1		2								1						2.5
1				1													2.0
1							1										3.0
13					1											12	2.5
4	1	1		1							1						2.3
3	2		1														0.8
5	1	1	1	1				1									1.8
1		1															1.0

NOTE: Be sure to check for related offense codes when examining a particular type of crime. They may or may not be in sequential order or even on the same page.

# C1 2003 Total Prisoner Population by Minimum Term Distribution — All Offenses

Page Twenty-four of Twenty-four

		GRAND TOTALS*	
		VIOLATIONS	
		ATTEMPTS	
		Max. Penalty	
800.2814	Prisons - Prisoner Possessing Contraband	5 ATTEMPTS	
800.283	Prisons - Weapons	5 ATTEMPTS	
800.2834	Prisons - Prisoner Possessing Weapon	5 ATTEMPTS	
801.2622	Jail - Prisoner Possess Weapon	5 ATTEMPTS	
801.2631	Jail - Furnish Contraband to Prisoner	5 ATTEMPTS	
801.2632	Jails - Prisoner Possessing Contraband	5 ATTEMPTS	

TOTAL	0.5	1	1.5	2	2.5	3	3.5	4	4.5	5	10	15	20	25	>25	LIFE	AVG
49,357	517	2,979	3,883	7,128	2,196	3,586	1,208	2,125	634	3,080	8,357	3,380	2,490	1,351	1,605	4,643	7.3
47,732	428	2,716	3,585	6,769	2,080	3,493	1,144	2,117	631	3,061	8,319	3,361	2,470	1,342	1,600	4,616	7.4
1,430	89	263	298	359	116	93	64	8	3	19	38	19	20	9	5	27	2.6
52	3	26	11	7	2			1			2						1.4
8	4	3	1														0.6
4		2								1		1					5.5
89	6	32	13	15	3	9	4	1		2	1	2	1				2.2
14	6	7	1														0.7
3		1	1	1													1.4
1		1															0.8
1				1													2.0
2		1	1														1.0

**NOTES: Be sure to check for related offense codes when examining a particular type of crime. They may or may not be in sequential order or even on the same page.**

Largest minimum term is reported.

Total Prisoner Population includes prisoners in institutions, camps, the SAI - Prison program, and Community Residential Programs.

When minimum terms exceed maximum penalties that may be due to anomalies in criminal justice practices, habitualized offenses, database errors, etc.

Each minimum term category is rounded up from the preceding category (for example the ten-year category includes all minimums longer than five years up to exactly ten years).

Minimum term averages are based on raw data (with life sentences excluded from the calculations).

Source: Corrections Management Information System (CMIS).

\*Sentences with Insufficient Information = 195.



# C1a 2003 Total Prisoner Population by Minimum Term Distribution — Non-Assaultive Offenses

Page One of Eleven

C-41

GRAND TOTALS		
VIOLATIONS		
ATTEMPTS		
Max. Penalty		
19.142	State Property Violations	MISD ATTEMPTS
28.2931	State ID Card - False Application	5 ATTEMPTS
28.729	Sex Offender - Fail to Register	4 ATTEMPTS
28.7291B	Sex Offender - Fail to Register	7 2nd Offense ATTEMPTS
257.254	MV Code - Intent to Pass False Title	10 ATTEMPTS
257.257	License Documents/Plates Forgery	5 ATTEMPTS
257.617	Fail to Stop at Accident - Serious Impairment/Death Rslt	5 ATTEMPTS
257.620	Fail to Stop after Collision	MISD ATTEMPTS
257.624A	Alcohol - Open Container in Vehicle	MISD ATTEMPTS
257.6251	Operate - Addict or Intox	5 ATTEMPTS
257.6251-A	Operating - OUIL/Per Se	MISD ATTEMPTS
257.62510C	Operating - OWI - 3rd Offense	5 ATTEMPTS
257.6253-A	Operating Impaired	MISD ATTEMPTS
257.6256	Operating - OUIL/Per Se 3rd (Felony)	5 ATTEMPTS
257.6256-A	Operating a Vehicle - Minor	MISD ATTEMPTS
257.6256B	Operating - OUIL/Per Se/OWI - 2nd Offense	1 ATTEMPTS
257.6256D	Operating - OUIL/Per Se/OWI - 3rd Offense	5 ATTEMPTS
257.6257A1	Operating OUIL/Occupant <16	1 ATTEMPTS
257.6257A2	Operating OUIL/Occupant <16, 2nd Offense	5 ATTEMPTS
257.903	Motor Vehicle Code, False Certification	5 ATTEMPTS

TOTAL	0.5	1	1.5	2	2.5	3	3.5	4	4.5	5	10	15	20	25	>25	LIFE	AVG
11,640	258	1,312	1,810	3,915	916	1,184	396	460	75	464	624	124	44	11	18	29	2.6
11,145	217	1,223	1,680	3,779	869	1,157	381	459	75	460	620	123	44	11	18	29	2.7
495	41	89	130	136	47	27	15	1		4	4	1					1.7
1	1																0.2
1		1															1.0
61	2	14	20	15	3	4		2			1						1.6
3		1	2														1.2
1		1															0.8
11		2	2	2		2					1	2					4.6
2			1	1													1.6
32		2	5	10	3	5	2	2			3						2.8
1				1													2.0
1			1														1.5
1				1													2.0
42	2	7	8	15	4	4			1				1				2.2
5			2	1	1		1										2.0
6			1	4		1											1.9
7			2	1	2			2									2.5
1							1										3.3
2	1	1															0.6
1,260	4	103	260	465	133	146	78	35	3	16	16	1					2.1
2			1	1													1.7
1				1													1.7
20		3	5	8	2		1	1									1.8
3			2	1													1.5
1				1													1.7

NOTE: Be sure to check for related offense codes when examining a particular type of crime. They may or may not be in sequential order or even on the same page.

# C1a 2003 Total Prisoner Population by Minimum Term Distribution — Non-Assaultive Offenses

Page Two of Eleven

C - 42

	GRAND TOTALS																			
	VIOLATIONS																			
	ATTEMPTS																			
	Max. Penalty																			
257.9041B	Operate - Allow Suspend/ Revoked to Operate	MISD ATTEMPTS			1													2.0		
257.9041C	Operate - Allow Suspend/Revoke to Operate - 2nd Offense	1 ATTEMPTS		1	1		1			1								2.2		
333.16294	Health Prof - Unauthorized Practice Felony	4 ATTEMPTS			1													1.2		
400.601-B	Welfare Fraud - Over \$500	4 ATTEMPTS		1			1											1.7		
400.602-B	Welfare Fraud - Fail to Inform \$500 or More	4 ATTEMPTS				1	1	1										2.3		
432.2182	Gambling Activity - Felony Violations	10 ATTEMPTS										1						7.0		
436.17031A	Alcohol-Buy/Consume/Possess by Minor	MISD ATTEMPTS					1											2.5		
451.501	Blue Sky Laws - Fraudulent Statements	10 ATTEMPTS										1						6.7		
500.45111	Insurance - Fraudulent Acts	4 ATTEMPTS		1	2			1				1						2.5		
500.45112	Insurance Fraud - Conspiracies	10 ATTEMPTS				1												2.0		
722.6335B	Child Abuse - Intentional False Report	4 ATTEMPTS				1												2.0		
750.110	Breaking & Entering	10 ATTEMPTS	1,451 105	19 3	97 18	164 18	304 31	128 19	205 7	73 5	96	13	113 2	151 1	43 1	27	6	7	5	4.0 2.1
750.110-A	Break & Enter - Unoccup. Bldg. w/Intent	10 ATTEMPTS	57 5	1 1	1 2	5 2	10 2	7 2	16 2	3 2	3	3	1 1	1 1	4 1	4 1	1			4.0 2.9
750.110-B	Break & Enter - Occup Bldg. w/Intent	15 ATTEMPTS	92 3	1 1	3 1	6 1	6 1	4 1	7 1		12		6 1	29 1	16	1		1		7.0 3.5
750.110A3	Home Invasion - 2nd Degree	15 ATTEMPTS	1,303 63	3 2	39 10	89 31	231 7	121 9	235 2	61 2	126	37	126 2	214	15	3		1	2	3.7 2.1
750.110A4	Home Invasion - 3rd Degree	5 ATTEMPTS	105 7		12 1	30 2	32 2	19 1	7	3	1		1							1.9 1.3
750.111	Entering w/o Breaking	5 ATTEMPTS	56		16	7	15	5	5	1	1		2	4						2.4
750.115	Illegal Entry (w/o Owners Permission)	MISD ATTEMPTS	1										1							5.0
750.116	Possession of Burglars Tools	10 ATTEMPTS	29 3		1 1	2 1	9 1	1	7	1 1	1		2	2	1	1			1	3.9 2.2
750.117	Bribery of Public Officer	4 ATTEMPTS	1 1		1															1.0 1.3

TOTAL	0.5	1	1.5	2	2.5	3	3.5	4	4.5	5	10	15	20	25	>25	LIFE	AVG
11,640	258	1,312	1,810	3,915	916	1,184	396	460	75	464	624	124	44	11	18	29	2.6
11,145	217	1,223	1,680	3,779	869	1,157	381	459	75	460	620	123	44	11	18	29	2.7
495	41	89	130	136	47	27	15	1		4	4	1					1.7
1				1													2.0
4		1	1		1			1									2.2
1			1														1.2
2		1			1												1.7
3				1	1	1											2.3
1											1						7.0
1					1												2.5
1												1					6.7
5		1	2			1						1					2.5
1				1													2.0
1				1													2.0
1,451 105	19 3	97 18	164 18	304 31	128 19	205 7	73 5	96	13	113 2	151 1	43 1	27	6	7	5	4.0 2.1
57 5	1 1	1 2	5 2	10 2	7 2	16 2	3 2	3	3	1 1	1 1	4 1	4 1	1			4.0 2.9
92 3	1 1	3 1	6 1	6 1	4 1	7 1		12		6 1	29 1	16	1		1		7.0 3.5
1,303 63	3 2	39 10	89 31	231 7	121 9	235 2	61 2	126	37	126 2	214	15	3		1	2	3.7 2.1
105 7		12 1	30 2	32 2	19 1	7	3	1		1							1.9 1.3
56		16	7	15	5	5	1	1		2	4						2.4
1											1						5.0
29 3		1 1	2 1	9 1	1	7	1 1	1		2	2	1	1			1	3.9 2.2
1 1		1															1.0 1.3

NOTE: Be sure to check for related offense codes when examining a particular type of crime. They may or may not be in sequential order or even on the same page.

# C1a 2003 Total Prisoner Population by Minimum Term Distribution — Non-Assaultive Offenses

Page Three of Eleven

C - 43

GRAND TOTALS		
VIOLATIONS		
ATTEMPTS		
Max. Penalty		
750.1227A	Witness - Bribe/Intimidate/Interfere	4
ATTEMPTS		
750.131	Check - Non-Sufficient Funds	2
ATTEMPTS		
750.131A	Checks w/o Account or	2
w/o Suff Funds		ATTEMPTS
750.131A1	Check - No Account	2
ATTEMPTS		
750.131A2	Check - 3 Non-Sufficient Funds	2
Within 10 Days		ATTEMPTS
750.1313B2	Check - NSF Betw \$100 & \$500	2
3+ Offense		ATTEMPTS
750.1313C	Check - Non-Sufficient Funds -	2
\$500 or More		ATTEMPTS
750.145D2	Computers - Commit Proscribed	20
Conduct		ATTEMPTS
750.145D2B	Computers - Commit Crime w/Term	2
betw 1 - 2 Years		ATTEMPTS
750.147B	Ethnic Intimidation	2
ATTEMPTS		
750.157A	Conspiracy	5
ATTEMPTS		
750.157B3	Solicit to Commit Felony	5
ATTEMPTS		
750.157N	Financial Transaction Device, Steal/	4
Retain/Poss		ATTEMPTS
750.157N1	Financial Transaction Device - Steal/	4
Retain w/o Consent		ATTEMPTS
750.157N2	Financial Transaction Device -	4
Poss Fraudulent One		ATTEMPTS
750.157P	Financial Transaction Device - Poss	4
w/Intent to Use/Sell		ATTEMPTS
750.157Q	Financial Transaction Device -	4
Illegal Sale/Use		ATTEMPTS
750.157R	Financial Transaction Device -	4
Forge/Alter/Counterfeiting		ATTEMPTS
750.157V	Financial Transaction Device -	4
False ID		ATTEMPTS
750.157W	Financial Trans Device - Fraudulent	10
Withdrawals/Transfers		ATTEMPTS

TOTAL	0.5	1	1.5	2	2.5	3	3.5	4	4.5	5	10	15	20	25	>25	LIFE	AVG
11,640	258	1,312	1,810	3,915	916	1,184	396	460	75	464	624	124	44	11	18	29	2.6
11,145	217	1,223	1,680	3,779	869	1,157	381	459	75	460	620	123	44	11	18	29	2.7
495	41	89	130	136	47	27	15	1		4	4	1					1.7
3			2	1													1.6
1	1																0.5
4			2			2											2.1
28		5	16	4	2	1											1.4
12		3	6	1		2											1.5
1								1									3.8
4			4														1.3
4			1	1					1		1						3.4
1						1											2.7
1			1														1.1
6			1							1		1			1	2	17.8
1			1														1.5
3	1	1			1												1.3
52	1	8	18	12	6	4		1			2						1.8
4	1		2							1							2.0
10		2	2	1	2	2		1									2.0
26		4	4	10	4	2		1		1							2.0
1	1																0.3
2			2														1.5
1						1											2.7

NOTE: Be sure to check for related offense codes when examining a particular type of crime. They may or may not be in sequential order or even on the same page.

# C1a 2003 Total Prisoner Population by Minimum Term Distribution — Non-Assaultive Offenses

Page Four of Eleven

C - 44

GRAND TOTALS		
VIOLATIONS		
ATTEMPTS		
Max. Penalty		
750.157W1C1	Financial Trans Device - Fraud	5
	Betw \$1K & <\$20K	ATTEMPTS
750.15911	Criminal Enterprise - Conducting	20
	ATTEMPTS	
750.15912	Criminal Enterprise - Acquire/	20
	Maintain	ATTEMPTS
750.15914-A	Criminal Enterprise - Conspiracy	20
	ATTEMPTS	
750.160	Dead Bodies - Disinterment	10
	& Mutilation	ATTEMPTS
750.161	Desertion & Non-Support	3
	ATTEMPTS	
750.165	Refusing to Support Spouse or	4
	Children	ATTEMPTS
750.167	Disorderly Person	MISD
	ATTEMPTS	
750.174	Embezzle - Agt, Serv, Emp, Trustee	10
	ATTEMPTS	
750.174A4A	Embezzlement - Relationship of Trust	5
	Betw \$1K & <\$20K	ATTEMPTS
750.174-B	Embezzlement - Agent or Trustee	10
	Over \$100	ATTEMPTS
750.1744A	Embezzlement - Agent or Trustee	5
	Betw \$1K & <\$20K	ATTEMPTS
750.1744B	Embezzle - Agent or Trustee - Betw	5
	\$200 & <\$1K, 2nd Off	ATTEMPTS
750.1745A	Embezzlement - Agent or Trustee	10
	\$20K or More	ATTEMPTS
750.176	Embezzle - Administrator/Executor/	10
	Guardian	ATTEMPTS
750.183	Aid Escape of & Rescue Prisoner	7
	ATTEMPTS	
750.183-A	Escape - Aiding Prisoner - Felony	7
	ATTEMPTS	
750.186A	Escape from Juvenile Facility	4
	ATTEMPTS	
750.188	Escape - Allowed by Officer/	LIFE
	Guard	ATTEMPTS
750.193	Break, Escape or Attempt to Break,	5
	Escape Prison	ATTEMPTS

TOTAL	0.5	1	1.5	2	2.5	3	3.5	4	4.5	5	10	15	20	25	>25	LIFE	AVG
11,640	258	1,312	1,810	3,915	916	1,184	396	460	75	464	624	124	44	11	18	29	2.6
11,145	217	1,223	1,680	3,779	869	1,157	381	459	75	460	620	123	44	11	18	29	2.7
495	41	89	130	136	47	27	15	1		4	4	1					1.7
2			2														1.3
34					4	2	3	2	1	6	8	7	1				7.0
1						1											3.0
1							1										3.3
3				1							1	1					6.9
9		2	1	6													1.7
4	1	3															0.8
23			3	13	1	4		2									2.1
6		2	4														1.2
1	1																0.3
5			1	2						2							3.1
3		1	2														1.3
32		2	6	6	2	7		1		7	1						2.8
4		2		2													1.4
49	1	10	9	18	5	3	1	2									1.8
3			2	1													1.5
1			1														1.5
17	1	2	2	5	1	3			1	1	1						2.4
2			1	1													1.7
1											1						7.0
1						1											3.0
1						1											2.6
9			6	2		1											1.6
1											1						6.0
150	15	48	22	38	10	3	3	3		1	4	1	2				1.9
8	1	4	1	1			1										1.3

NOTE: Be sure to check for related offense codes when examining a particular type of crime. They may or may not be in sequential order or even on the same page.

# C1a 2003 Total Prisoner Population by Minimum Term Distribution — Non-Assaultive Offenses

Page Five of Eleven

C-45

GRAND TOTALS		
VIOLATIONS		
ATTEMPTS		
Max. Penalty		
750.195	Escape - From Jail Sentence	4
ATTEMPTS		
750.1951	Escape from Misdemeanor Jail Sentence	2
ATTEMPTS		
750.1952	Escape - From Felony Jail Sentence	4
ATTEMPTS		
750.1971	Escape Awaiting Trial For Misdemeanor	2
ATTEMPTS		
750.1972	Escape - Awaiting Trial for Felony	4
ATTEMPTS		
750.199A	Absconding or Forfeiting Bond	4
ATTEMPTS		
750.218	False Pretenses w/Int to Defraud	10
ATTEMPTS		
750.218-A	False Pretenses - \$100 or Less, 4th	1
ATTEMPTS		
750.218-B	False Pretenses - Over \$100	10
ATTEMPTS		
750.2183A	False Pretenses - Betw \$200 & <\$1K	1
ATTEMPTS		
750.2184A	False Pretenses - Betw \$1K & <\$20K	5
ATTEMPTS		
750.2185A	False Pretenses - \$20K or More	10
ATTEMPTS		
750.219E	Financial Institution - Unauthorized Credit Application	4
ATTEMPTS		
750.224	Weapons - Dangerous Weapon Sale/Poss	5
ATTEMPTS		
750.224A	Weapon - Taser, Poss or Sale	4
ATTEMPTS		
750.224B	Weapon - Short-Barrel Shotgun/Rifle	5
ATTEMPTS		
750.224F	Weapon - Firearm, Poss by Felon	5
ATTEMPTS		
750.2241-A	Weapon - Dangerous Weapon - Misc	5
ATTEMPTS		
750.226	Carry Weapon w/Unlawful Intent	5
ATTEMPTS		
750.227	Carrying Concealed Weapons	5
ATTEMPTS		

TOTAL	0.5	1	1.5	2	2.5	3	3.5	4	4.5	5	10	15	20	25	>25	LIFE	AVG
11,640	258	1,312	1,810	3,915	916	1,184	396	460	75	464	624	124	44	11	18	29	2.6
11,145	217	1,223	1,680	3,779	869	1,157	381	459	75	460	620	123	44	11	18	29	2.7
495	41	89	130	136	47	27	15	1		4	4	1					1.7
1		1															1.0
1				1													1.8
30		6	8	10	2	2	1	1									1.8
1		1															1.0
1			1														1.3
23	2	4	4	5	1	4	1	1		1							2.0
30		4	4	14	2	3	1			1	1						2.2
2			2														1.3
6				2				1		1	1	1					5.8
1		1															1.0
50	1	3	4	5	3	9	5	4		7	8				1		4.2
3				1	1	1											2.5
2		1						1									2.4
38		2	9	12	4	7	3			1							2.2
1			1														1.5
11		2	2	2	2		1	1		1							2.3
1							1										3.3
1						1											2.8
2	1			1													1.2
2		1	1														1.1
18	1	4		4	3	3		1		1				1			3.4
1	1																0.1
357	48	50	52	100	38	21	8	8		9	14	5		1	2	1	2.3
8	2	1	3	2													1.1
8			2	4	2												1.9
28		2	5	10	1	1	4	2			2					1	2.4
2				2													1.8
268	9	37	56	84	21	25	15	4	2	3	5	2	2	1		2	2.3
17	4	2	1	9	1												1.3

NOTE: Be sure to check for related offense codes when examining a particular type of crime. They may or may not be in sequential order or even on the same page.

# C1a 2003 Total Prisoner Population by Minimum Term Distribution — Non-Assaultive Offenses

Page Six of Eleven

C - 46

		GRAND TOTALS
		VIOLATIONS
		ATTEMPTS
		Max. Penalty
750.227B	Felony Firearm	10
		ATTEMPTS
750.227B-A	Weapons - Felony Firearm	2
		ATTEMPTS
750.227B-B	Weapons - Felony Firearm - 2nd Offense	5
		ATTEMPTS
750.227C	Poss of Loaded Firearm in Vehicle	2
		ATTEMPTS
750.230	Weapons - Firearms, Altering ID Marks	2
		ATTEMPTS
750.248	Forgery of Records, Other Instruments	14
		ATTEMPTS
750.248A	Financial Transaction Device - Utter & Publish	4
		ATTEMPTS
750.249	Uttering & Publishing	14
		ATTEMPTS
750.250	Forgery of State Warrant	7
		ATTEMPTS
750.251	Forgery of Bank Bills/Promissory Notes	7
		ATTEMPTS
750.252	Counterfeit Notes Poss w/Int to Utter & Publish	7
		ATTEMPTS
750.253	Uttering & Publishing Counterfeit Bills or Notes	5
		ATTEMPTS
750.254	Forged Bills, Notes, Possession w/Int to Utter & Publish	5
		ATTEMPTS
750.255	Counterfeiting - Possession of Tools	10
		ATTEMPTS
750.260	Counterfeiting - Coins/Poss of More than 5	LIFE
		ATTEMPTS
750.261	Counterfeiting - Coins/Poss of Less than 5	10
		ATTEMPTS
750.280	Gross Frauds & Cheats at Common Law	10
		ATTEMPTS
750.285	Obtain Personal Identity Info w/o Permission	5
		ATTEMPTS
750.356	Larceny	10
		ATTEMPTS
750.356-A	Larceny - Over \$100 (obsolete)	5
		ATTEMPTS

TOTAL	0.5	1	1.5	2	2.5	3	3.5	4	4.5	5	10	15	20	25	>25	LIFE	AVG
11,640	258	1,312	1,810	3,915	916	1,184	396	460	75	464	624	124	44	11	18	29	2.6
11,145	217	1,223	1,680	3,779	869	1,157	381	459	75	460	620	123	44	11	18	29	2.7
495	41	89	130	136	47	27	15	1		4	4	1					1.7
95				85						10							2.3
4				4													2.0
1,202				1,191						9	2						2.0
6				6													2.0
15										15							5.0
3			2													1	1.3
1				1													2.0
102		6	18	25	6	17	3	6	1	8	11	1					3.0
6		1	1	2	1		2										2.3
1		1															1.0
669	7	71	138	186	70	66	12	41	2	34	37	4	1				2.5
67	5	12	23	11	11	3	1			1	1						1.6
1				1													2.0
2								2									4.0
1		1															1.0
4			1	1	1		1										2.3
1			1														1.3
1			1														1.5
1						1											3.0
1					1												2.4
1			1														1.5
1				1													1.9
11	1	4	2	3		1											1.4
18	1	4	1	4	1	1				2	2	1		1			4.4
2	1	1															0.7
29	1	4	1	9		6	4	1		1	1	1					2.8

NOTE: Be sure to check for related offense codes when examining a particular type of crime. They may or may not be in sequential order or even on the same page.

# C1a 2003 Total Prisoner Population by Minimum Term Distribution — Non-Assaultive Offenses

Page Seven of Eleven

C-47

GRAND TOTALS		
VIOLATIONS		
ATTEMPTS		
Max. Penalty		
750.356A	Larceny, Motor Vehicle	10
ATTEMPTS		
750.356A-A	Larceny - From a Motor Vehicle	5
ATTEMPTS		
750.356A-B	Breaking and Entering - A Vehicle	5
Steal Prop. Over \$5		ATTEMPTS
750.356A-C	Breaking and Entering - A Vehicle	5
(with Damage)		ATTEMPTS
750.356A1	Larceny - From a Motor Vehicle	5
ATTEMPTS		
750.356A2A	Breaking and Entering - A	MISD
Vehicle Steal Prop. <\$200		ATTEMPTS
750.356A2C1	Breaking and Entering - A Vehicle	5
Steal Prop. \$1K - <\$20K		ATTEMPTS
750.356A2C2	B&E Vehicle - Steal Betw \$200-\$1000	5
2nd Offense		ATTEMPTS
750.356A2D1	Breaking and Entering - A Vehicle	10
Steal Prop. \$20K+		ATTEMPTS
750.356A3	Breaking and Entering - A Vehicle	5
(with Damage)		ATTEMPTS
750.356B	B & E Coin Operated Telephone	4
ATTEMPTS		
750.356C	Retail Fraud - 1st Degree	5
ATTEMPTS		
750.356D	Retail Fraud - 2nd Degree	1
ATTEMPTS		
750.3562A	Larceny - \$20,000 or More	10
ATTEMPTS		
750.3562B	Larceny - \$1,000 Or More but Less	10
Than \$20,000 - 3rd Off		ATTEMPTS
750.3563A	Larceny - \$1,000 Or More But	5
Less Than \$20,000		ATTEMPTS
750.3563B	Larceny - \$200 Or More But Less	5
Than \$1,000 - 2nd Offense		ATTEMPTS
750.357	Larceny from Person	10
ATTEMPTS		
750.357B	Firearms - Stealing of Another	5
ATTEMPTS		
750.360	Larceny in Building	4
ATTEMPTS		

TOTAL	0.5	1	1.5	2	2.5	3	3.5	4	4.5	5	10	15	20	25	>25	LIFE	AVG
11,640	258	1,312	1,810	3,915	916	1,184	396	460	75	464	624	124	44	11	18	29	2.6
11,145	217	1,223	1,680	3,779	869	1,157	381	459	75	460	620	123	44	11	18	29	2.7
495	41	89	130	136	47	27	15	1		4	4	1					1.7
17	1	4	1	3	3	2	1				1				1		3.9
3			1	2													1.8
35		10	3	10	4	2	1	2		2	1						2.1
1	1																0.5
10		1	4	2	1		1			1							2.4
67	2	13	18	23	5	4	1				1						1.7
7	1	2	3	1													1.1
2				1		1											2.4
11		1	4	3	3												1.8
1				1													1.8
2				1						1							3.4
78	8	22	21	15	2	5	4	1									1.5
2	1		1														0.8
2		1	1														1.1
420	14	95	110	114	29	35	6	7		2	8						1.8
4	2	1		1													0.8
3		3															0.8
5					2	1	1			1							3.2
1								1									4.0
42		7	8	14	6	4		3									1.9
2				1	1												2.1
5		1	2		1			1									1.9
384	7	27	48	87	32	65	17	31	5	29	32	3	1				3.0
31	2	5	10	8	2	3	1										1.6
20		1	6	6	2	2	2			1							2.1
262	7	44	76	68	23	30	1	8	1	2	2						1.8
17	2	7	8														1.0

NOTE: Be sure to check for related offense codes when examining a particular type of crime. They may or may not be in sequential order or even on the same page.

# C1a 2003 Total Prisoner Population by Minimum Term Distribution — Non-Assaultive Offenses

Page Eight of Eleven

C - 48

		GRAND TOTALS
		VIOLATIONS
		ATTEMPTS
		Max. Penalty
750.362	Larceny By Conversion	10
	ATTEMPTS	
750.362-A	Larceny - By Conversion	5
	Over \$100 (obsolete)	ATTEMPTS
750.362A	Fail to Return Rented Property	10
	ATTEMPTS	
750.362A3A	Failure to Return Rented Property	5
	Betw \$1K & <\$20K	ATTEMPTS
750.3622A	Larceny by Conversion \$20K+	10
	ATTEMPTS	
750.3623A	Larceny - By Conversion Betw \$1K	5
	and <\$20K	ATTEMPTS
750.377A	Malicious Destruction of Personal	10
	Property	ATTEMPTS
750.377AA	Malicious Destruction of Personal	4
	Property Over \$100	ATTEMPTS
750.377A1A1	Malicious Destruction of Personal	10
	Property \$20K+	ATTEMPTS
750.377A1B1	Mal Destr. of Personal Property	5
	Betw \$1K & <\$20K	ATTEMPTS
750.377A1D	Malicious Destruction Personal	MISD
	Property <\$200	ATTEMPTS
750.380	Malicious Destruction of Building	10
	ATTEMPTS	
750.380A	Malicious Destruction of Building	4
	Over \$100 (obsolete)	ATTEMPTS
750.3802A	Malicious Destruction of Building	10
	Over \$20K	ATTEMPTS
750.3803A	Malicious Destruction of Building	5
	Betw \$1K & <\$20K	ATTEMPTS
750.383A	Malicious Destruction of Utility	4
	Property	ATTEMPTS
750.411A1B	False Report of a Felony	4
	ATTEMPTS	
750.411A2	False Bomb Threat	10
	ATTEMPTS	
750.411A3A	False Report/Threat - Bomb, Harmful	4
	Materials	ATTEMPTS
750.411N	Money Laundering - 2nd Degree	10
	ATTEMPTS	

TOTAL	0.5	1	1.5	2	2.5	3	3.5	4	4.5	5	10	15	20	25	>25	LIFE	AVG
11,640	258	1,312	1,810	3,915	916	1,184	396	460	75	464	624	124	44	11	18	29	2.6
11,145	217	1,223	1,680	3,779	869	1,157	381	459	75	460	620	123	44	11	18	29	2.7
495	41	89	130	136	47	27	15	1		4	4	1					1.7
1														1			25.0
1		1															1.0
17		4	3	5	1	2	1	1									2.0
4		1				1					1	1					7.2
1			1														1.5
7				3		2		1			1						3.1
1			1														1.3
21	1		9	8		3											1.7
1				1													1.7
12		1	3	4	3		1										2.0
12	1	1	1	2	1	4		1		1							2.4
2						1	1										3.1
31		5	9	12	1	1	2			1							1.8
2		1		1													1.3
1								1									3.9
3		1		1						1							2.6
1		1															1.0
7		2		2	2	1											1.9
1					1												2.5
15	1	3	4	4	1	2											1.6
1	1																0.5
17	2	4	6	2	1	1	1										1.5
1		1															1.0
3					1	1					1						5.1
4			2			1			1								2.5
1			1														1.5

NOTE: Be sure to check for related offense codes when examining a particular type of crime. They may or may not be in sequential order or even on the same page.



# C1a 2003 Total Prisoner Population by Minimum Term Distribution — Non-Assaultive Offenses

Page Nine of Eleven

C - 49

GRAND TOTALS		
VIOLATIONS		
ATTEMPTS		
Max. Penalty		
750.411O	Money Laundering - 1st Degree	20
ATTEMPTS		
750.413	Unlawfully Driving Away an Automobile	5
ATTEMPTS		
750.414	Unlawful Use Auto w/o Intent to Steal	2
ATTEMPTS		
750.4152	MV Conceal or Misrep ID w/Intent to Mislead (Felony)	4
ATTEMPTS		
750.422	Perjury - Court Proceeding	15
ATTEMPTS		
750.424	Perjury - Subornation	15
ATTEMPTS		
750.424B	Perjury - Subornation	15
ATTEMPTS		
750.425	Incite or Procure to Commit Perjury	5
ATTEMPTS		
750.448	Prostitution - Accosting & Soliciting	MISD
ATTEMPTS		
750.451-B	Prostitution - 3rd Offense	2
ATTEMPTS		
750.483A2B	Interfering with Crime Report - Threat to Kill/Injure	10
ATTEMPTS		
750.483A6A	Tamper with Evidence	4
ATTEMPTS		
750.483A6B	Tamper w/ Evidence - Criminal Case >10 Yr Term	10
ATTEMPTS		
750.49-A	Animals - Fighting	4
ATTEMPTS		
750.50B	Animals - Killing/Torturing	4
ATTEMPTS		
750.505	Common Law Offense, No Express Penalty	5
ATTEMPTS		
750.505-A	Obstruction of Justice	5
ATTEMPTS		
750.505-B	Accessory After the Fact to Felony	5
ATTEMPTS		
750.535	Stolen Property - Receiving and Concealing	10
ATTEMPTS		
750.535-A	Stolen Property - Receiving & Conceal Over \$100 (obsolete)	5
ATTEMPTS		

TOTAL	0.5	1	1.5	2	2.5	3	3.5	4	4.5	5	10	15	20	25	>25	LIFE	AVG
11,640	258	1,312	1,810	3,915	916	1,184	396	460	75	464	624	124	44	11	18	29	2.6
11,145	217	1,223	1,680	3,779	869	1,157	381	459	75	460	620	123	44	11	18	29	2.7
495	41	89	130	136	47	27	15	1		4	4	1					1.7
1											1						7.5
449	5	64	95	140	51	42	17	12	1	6	14	1				1	2.1
20	2	2	8	4	3		1										1.5
50	4	11	26	5	2	1				1							1.3
4				2		1		1									2.6
10		1		2		1				1	4				1		7.3
1						1											3.0
1											1						10.0
1										1							5.0
2				1							1						5.9
1		1															1.0
10		3	6	1													1.2
3			1			2											2.5
1					1												2.3
1						1											3.0
1		1															1.0
8		1	2	4	1												1.8
4					1								1		2		23.1
7		1	1		2		1	1	1								2.7
1			1														1.3
28		3	1	7	5	8	1	1				1	1				3.3
1			1														1.5
38		4	1	9	1	3	2	1		4	6	5			1	1	5.7
4		1	2	1													1.4
124	2	23	16	37	6	18	8	1		4	8	1					2.4
4		1	1	2													1.5

NOTE: Be sure to check for related offense codes when examining a particular type of crime. They may or may not be in sequential order or even on the same page.

# C1a 2003 Total Prisoner Population by Minimum Term Distribution — Non-Assaultive Offenses

Page Ten of Eleven

C - 50

		GRAND TOTALS
		VIOLATIONS
		ATTEMPTS
		Max. Penalty
750.535-B	Stolen Property - Receiving & Concealing \$100 or Less	MISD ATTEMPTS
750.535A	Motor Vehicles - Operating a Chop Shop	10 ATTEMPTS
750.535A2	Motor Vehicles - Operating a Chop Shop	10 ATTEMPTS
750.535B	Weapons, Firearms - Receiving & Concealing	10 ATTEMPTS
750.5352A	Stolen Property - Rec & Conc \$20K+	10 ATTEMPTS
750.5352B	Rec/Conc Stolen Prop >\$20K 3rd or Subs	10 ATTEMPTS
750.5353A	Stolen Property - Rec & Conc Betw \$1K & <\$20K	5 ATTEMPTS
750.5353B	Stolen Prop - Rec & Conc Betw \$200 & <\$1K, 2nd Offense	5 ATTEMPTS
750.5354A	Stolen Prop - Rec & Conc Betw \$200 & <\$1K	1 ATTEMPTS
750.5357	Receiving and Concealing Stolen Automobile	5 ATTEMPTS
750.539D	Eavesdropping - Installing Device	2 ATTEMPTS
750.540	Cut, Break, Tap Wire or Cable	2 ATTEMPTS
752.796	Computers - Use to Violate Theft Statute	10 ATTEMPTS
752.7973B	Computers - Use to Commit Crime Penalty Betw 1-2 Yr	2 ATTEMPTS
752.7973D	Computers - Use to Commit Crime, Penalty Betw 4-10 Yr	7 ATTEMPTS
752.7973E	Computers - Use to Commit Crime Penalty Betw 10-20 Yr	10 ATTEMPTS
752.811A	Break & Enter - Coin-Operated Device	3 ATTEMPTS
752.811B	Break & Enter - Poss Tool to Open Coin-Operated Device	3 ATTEMPTS
767A.91B	Prosecutor's Investigative Subpoena - Perjury	LIFE ATTEMPTS
769.12	Habitual Offender Fourth Felony	LIFE ATTEMPTS

TOTAL	0.5	1	1.5	2	2.5	3	3.5	4	4.5	5	10	15	20	25	>25	LIFE	AVG
11,640	258	1,312	1,810	3,915	916	1,184	396	460	75	464	624	124	44	11	18	29	2.6
11,145	217	1,223	1,680	3,779	869	1,157	381	459	75	460	620	123	44	11	18	29	2.7
495	41	89	130	136	47	27	15	1		4	4	1					1.7
1					1												2.1
15		1	3	4	1	4				1		1					3.1
11		6	1	2		2											1.5
35	1	2	6	10	5	7		2	1	1							2.3
2	1			1													1.2
55	1	17	7	12	2	9	3			3	1						2.0
3		1	1	1													1.5
3			1	1			1										2.2
363	15	118	74	91	25	20	10	8	1	1							1.6
20		2	13	4				1									1.5
3		1	2														1.3
1						1											2.8
58	2	41	8	6		1											1.1
2		1		1													1.2
1					1												2.1
10		3	5	2													1.3
1							1										3.5
1						1											2.7
3		1	1	1													1.4
2			1						1								3.0
7			5	2													1.6
2			1	1													1.5
1				1													2.0
13					1											12	2.5

NOTE: Be sure to check for related offense codes when examining a particular type of crime. They may or may not be in sequential order or even on the same page.

# C1a 2003 Total Prisoner Population by Minimum Term Distribution — Non-Assaultive Offenses

Page Eleven of Eleven

C-51

GRAND TOTALS		
VIOLATIONS		
ATTEMPTS		
Max. Penalty		
800.281	Prisons - Contraband	5
ATTEMPTS		
800.2811	Prisons - Furnish Contraband to Prisoner in Prison	5
ATTEMPTS		
800.2813	Prisons - Bringing Contraband Into	5
ATTEMPTS		
800.2814	Prisons - Prisoner Possessing Contraband	5
ATTEMPTS		
800.283	Prisons - Weapons	5
ATTEMPTS		
800.2834	Prisons - Prisoner Possessing Weapon	5
ATTEMPTS		
801.2622	Jail - Prisoner Possess Weapon	1
ATTEMPTS		
801.2631	Jail - Furnish Contraband to Prisoner	1
ATTEMPTS		
801.2632	Jails - Prisoner Possessing Contraband	5
ATTEMPTS		

TOTAL	0.5	1	1.5	2	2.5	3	3.5	4	4.5	5	10	15	20	25	>25	LIFE	AVG
11,640	258	1,312	1,810	3,915	916	1,184	396	460	75	464	624	124	44	11	18	29	2.6
11,145	217	1,223	1,680	3,779	869	1,157	381	459	75	460	620	123	44	11	18	29	2.7
495	41	89	130	136	47	27	15	1		4	4	1					1.7
4	1	1		1							1						2.3
3	2		1														0.8
5	1	1	1	1				1									1.8
1		1															1.0
52	3	26	11	7	2			1			2						1.4
8	4	3	1														0.6
4		2								1		1					5.5
89	6	32	13	15	3	9	4	1		2	1	2	1				2.2
14	6	7	1														0.7
3		1	1	1													1.4
1		1															0.8
1				1													2.0
2		1	1														1.0

**NOTES: Be sure to check for related offense codes when examining a particular type of crime. They may or may not be in sequential order or even on the same page.**

Largest minimum term is reported.

Total Prisoner Population includes prisoners in institutions, camps, the SAI - Prison program, and Community Residential Programs.

When minimum terms exceed maximum penalties that may be due to anomalies in criminal justice practices, habitualized offenses, database errors, etc.

Each minimum term category is rounded up from the preceding category (for example the ten-year category includes all minimums longer than five years up to exactly ten years).

Minimum term averages are based on raw data (with life sentences excluded from the calculations).

Source: Corrections Management Information System (CMIS).

# C1b 2003 Total Prisoner Population by Minimum Term Distribution — Drug Offenses

Page One of Three

C-52

		GRAND TOTALS
		VIOLATIONS
		ATTEMPTS
		Max. Penalty
333.17766A3	Controlled Sub - Steroids - Delivery	7 ATTEMPTS
333.73413	Controlled Sub - Imitation Mfg. or Distribution	2 ATTEMPTS
333.7401	Controlled Sub - Mfg, Del, Poss	LIFE ATTEMPTS
333.7401B3A	Controlled Sub - Mfg, Del, Poss GBL	7 ATTEMPTS
333.7401C2A	Controlled Sub - Operate/Maintain A Lab	10 ATTEMPTS
333.7401C2B	Contr. Sub - Operate Lab Near Minor	20 ATTEMPTS
333.7401C2C	Controlled Sub - Op/Maintain Lab Involve Hazardous Waste	20 ATTEMPTS
333.7401C2D	Controlled Sub - Manufac Near Church/School	20 ATTEMPTS
333.7401C2E	Controlled Sub - Op/Maintain Lab Involve Firearm	25 ATTEMPTS
333.74011	Controlled Sub - Mfg, Del, Poss or Prescribe	LIFE ATTEMPTS
333.74012A	Controlled Sub - Mfg, Del, Poss (Narcotic or Cocaine)	LIFE ATTEMPTS
333.74012A1	Controlled Sub - Mfg, Del, Poss - 1,000 or More Grams	LIFE ATTEMPTS
333.74012A2	Controlled Sub - Mfg, Del, Poss 450-999g	30 ATTEMPTS
333.74012A3	Controlled Sub - Mfg, Del, Poss 50-449g	20 ATTEMPTS
333.74012A4	Controlled Sub - Mfg, Del, Poss <50 Grams	20 ATTEMPTS
333.74012B	Contr. Sub - Mfg, Del, Poss, Sch 1-3, Methamphetamine	20 ATTEMPTS
333.74012B-A	Contr. Sub - Mfg, Del, Poss, Sch 1,2,3 ex Marij & Cocaine	7 ATTEMPTS
333.74012B1	Controlled Sub - Mfg, Del, Poss Methamphetamine	20 ATTEMPTS
333.74012C	Contr. Sub - Mfg, Del, Poss, Sch 4, or Added by Rule	4 ATTEMPTS

TOTAL	0.5	1	1.5	2	2.5	3	3.5	4	4.5	5	10	15	20	25	>25	LIFE	AVG
4,517	101	748	671	794	219	373	68	163	39	266	647	103	112	10	16	185	3.9
4,330	71	668	645	768	213	367	65	163	39	266	642	102	111	10	15	185	4.0
188	30	80	26	26	6	6	4			2	5	1	1		1		1.7
1								1									4.0
18	3	5	5	3	1	1											1.3
4				1					1							2	3.1
1				1													2.0
21			4	11		3	2			1							2.2
4			1	2			1										2.1
6				1	2		1				2						3.9
15			2	1	1		1			4	6						5.0
1				1													2.0
22			1	3	3	5		1	1	1	6	1					4.6
3					2						1						4.2
1													1				20.0
9		1														8	1.0
1				1													2.0
191				1				1		1	13	9	23	3	9	131	17.6
2													1		1		30.0
206				1	2	6		3	5	10	62	40	68	4	4	1	13.5
578		7	8	19	8	37	12	35	10	92	322	23			1	4	6.9
2				1							1						4.5
1,941	17	408	337	422	109	222	35	87	7	125	141	21	5	3		2	2.7
148	25	68	22	18	4	4	1			1	4	1					1.4
9		1			1				1	4	1		1				6.0
30		1	7	12		3	3	1			3						2.6
65			4	3	4	14	6	5	11	5	11	1	1				4.3
2	1	1															0.6
1	1																0.5

NOTE: Be sure to check for related offense codes when examining a particular type of crime. They may or may not be in sequential order or even on the same page.

# C1b 2003 Total Prisoner Population by Minimum Term Distribution — Drug Offenses

Page Two of Three

C-53

GRAND TOTALS		
VIOLATIONS		
ATTEMPTS		
Max. Penalty		
333.74012C-A	Controlled Sub - Mfg, Del, Poss, Sch 4	4 ATTEMPTS
333.74012D	Controlled Sub - Mfg, Del, Poss Sch 5	2 ATTEMPTS
333.74012D1	Controlled Sub - Mfg, Del, Poss, 45 Kg+ Marijuana	15 ATTEMPTS
333.74012D2	Controlled Sub - Mfg, Del, Poss Marijuana 5 - <45 Kg	7 ATTEMPTS
333.74012D3	Controlled Sub - Mfg, Del, Poss, Marijuana <5 Kg	4 ATTEMPTS
333.74012F	Prescription Forms Mfg, Del, Poss	7 ATTEMPTS
333.74022B	Contr. Sub - Mfg, Del, Poss Counterfeit Sch. 1, 2, 3	5 ATTEMPTS
333.74022E	Contr. Sub - Mfg, Del, Poss Analogue	15 ATTEMPTS
333.7403	Controlled Sub - Possession	LIFE ATTEMPTS
333.74032A1	Controlled Sub - Poss 1,000g+ Narc. or Cocaine	LIFE ATTEMPTS
333.74032A2	Controlled Sub - Poss 450-999g Narc. or Cocaine	30 ATTEMPTS
333.74032A3	Controlled Sub - Poss 50-449g Narc. or Cocaine	20 ATTEMPTS
333.74032A4	Controlled Sub - Poss 25-49g Narc. or Cocaine	4 ATTEMPTS
333.74032A5	Controlled Sub - Poss Less 25g Narc. or Cocaine	4 ATTEMPTS
333.74032B	Controlled Sub - Poss Analogues, Sch 1-4 or Methamphet.	10 ATTEMPTS
333.74032B-A	Controlled Sub - Possession/ Analogues	2 ATTEMPTS
333.74032B-B	Contr. Sub - Poss, Sub Added to Sch 1-4, by Rule	2 ATTEMPTS
333.74032B1	Controlled Sub - Possession Methamphetamine	10 ATTEMPTS
333.74032D	Controlled Sub - Poss Marijuana	MISD ATTEMPTS

TOTAL	0.5	1	1.5	2	2.5	3	3.5	4	4.5	5	10	15	20	25	>25	LIFE	AVG
4,517	101	748	671	794	219	373	68	163	39	266	647	103	112	10	16	185	3.9
4,330	71	668	645	768	213	367	65	163	39	266	642	102	111	10	15	185	4.0
188	30	80	26	26	6	6	4			2	5	1	1		1		1.7
1		1															1.0
5	1			2		1				1							2.5
13	1		2	4				1		2	2		1				4.3
16	1	1	2	4	3	3		1		1							2.2
224	12	36	70	64	21	10		8		1	2						1.7
5		4	1														1.0
1				1													2.0
1				1													2.0
1										1							5.0
1											1						10.0
39													3			36	20.0
29				1	1	1		1	1	1	12	3	7		1		11.9
58				4		2			1	8	41	1				1	7.7
17		7		5		2		3									2.0
1		1															1.0
648	32	174	166	152	49	48	2	10	1	7	6		1				1.7
10	4	4		1		1											1.0
1						1											3.0
8		3	1	3			1										1.6
1			1														1.5
36			4	18	4	3	2	2			3						2.5
4		1	1	1	1												1.7
29	3	10	13	1		1					1						1.4

NOTE: Be sure to check for related offense codes when examining a particular type of crime. They may or may not be in sequential order or even on the same page.

# C1b 2003 Total Prisoner Population by Minimum Term Distribution — Drug Offenses

Page Three of Three

C-54

		GRAND TOTALS
		VIOLATIONS
		ATTEMPTS
		Max. Penalty
333.74042A	Contr. Sub Use (Narcotic, Cocaine, Methamphetamine)	1 ATTEMPTS
333.7405D	Contr. Sub - Maintain or Keep Drug House	2 ATTEMPTS
333.7407A-A	Controlled Sub - Induce Person to Commit Felony	LIFE ATTEMPTS
333.7407A1	Controlled Substance - Attempt Felony	LIFE ATTEMPTS
333.7407A1-A	Controlled Sub - Attempted Felony	LIFE ATTEMPTS
333.74071C	Controlled Sub - Obtain by Fraud	4 ATTEMPTS
333.74071G	Controlled Sub - Counterfeit Prescription Form	4 ATTEMPTS
333.7410	Contr. Sub - Delivery to Minor/Poss on School Property	60 ATTEMPTS
333.74101A	Controlled Sub - Deliver to Minor <50g	40 ATTEMPTS
333.74101-D	Contr. Sub - Delivery to Minor (Sch. 4 & Marijuana)	8 ATTEMPTS
333.74102-A	Contr. Sub - Del on School Prop (Narc. or Cocaine) <50g	60 ATTEMPTS
333.74103	Contr. Sub - Poss w/Int on School Prop (Narc/Cocaine) <50g	40 ATTEMPTS
333.74104-A	Contr. Sub - Poss on School Prop (Narc/Cocaine) <25g	8 ATTEMPTS
333.74132	Controlled Sub - Second Offense - Double Penalty	LIFE ATTEMPTS
333.7416	Contr. Sub - Induce Minor to Commit Felony	LIFE ATTEMPTS
335.3411A	Violation Drug Law (obsolete)	LIFE ATTEMPTS

TOTAL	0.5	1	1.5	2	2.5	3	3.5	4	4.5	5	10	15	20	25	>25	LIFE	AVG
4,517	101	748	671	794	219	373	68	163	39	266	647	103	112	10	16	185	3.9
4,330	71	668	645	768	213	367	65	163	39	266	642	102	111	10	15	185	4.0
188	30	80	26	26	6	6	4			2	5	1	1		1		1.7
1		1															1.0
15		7	7	1													1.1
4			2	1				1									2.2
1		1															1.0
1							1										3.3
4		1	2	1													1.4
3				1	1		1										2.4
19		3	3	8	2	1		2									2.0
2			1			1											2.0
2			1	1													1.6
1											1						10.0
3											1	2					12.3
4				1		2				1							3.2
1										1							5.0
7				5		1					1						2.9
10				9							1						2.4
1		1															1.0
1			1														1.1
4			2	2													1.6
2											2						10.0
1												1					13.0

**NOTES: Be sure to check for related offense codes when examining a particular type of crime. They may or may not be in sequential order or even on the same page.**

Largest minimum term is reported.

Total Prisoner Population includes prisoners in institutions, camps, the SAI - Prison program, and Community Residential Programs.

When minimum terms exceed maximum penalties that may be due to anomalies in criminal justice practices, habitualized offenses, database errors, etc.

Each minimum term category is rounded up from the preceding category (for example the ten-year category includes all minimums longer than five years up to exactly ten years).

Minimum term averages are based on raw data (with life sentences excluded from the calculations).

Source: Corrections Management Information System (CMIS).

# C1c 2003 Total Prisoner Population by Minimum Term Distribution — Assaultive Offenses

Page One of Ten

C-55

GRAND TOTALS		
VIOLATIONS		
ATTEMPTS		
Max. Penalty		
257.602A	Peace Officer - Fleeing Vehicle Code	15 ATTEMPTS
257.602A2	Peace Officer - Fleeing/Vehicle Code 4th Degree	2 ATTEMPTS
257.602A3	Peace Officer - Fleeing/Vehicle Code 2nd Offense	5 ATTEMPTS
257.602A3-A	Peace Officer - Fleeing/Vehicle Code 3rd Degree	5 ATTEMPTS
257.602A4	Peace Officer - Fleeing/Vehicle Code 2nd Degree	10 ATTEMPTS
257.602A4-A	Peace Officer - Fleeing/Vehicle Code - Cause Serious Inj	10 ATTEMPTS
257.6173	Fail to Stop at Accident - At Fault Rslt Death	15 ATTEMPTS
257.6254	Operating - Under the Influence Causing Death	15 ATTEMPTS
257.6255	OUIL - Causing Incapacitating Injury	5 ATTEMPTS
257.6255-A	Operating - Under the Influence Causing Serious Injury	5 ATTEMPTS
257.9044	Operate - License Suspend/Revoked Cause Death	15 ATTEMPTS
257.9045	Operate - License Suspend/Revoked Cause Serious Injury	5 ATTEMPTS
324.51510	Fires - Willfully Set Forests	10 ATTEMPTS
324.811347	ORV - OUIL Causing Death	15 ATTEMPTS
333.5210	AIDS - Sexual Penetration with Uninformed Partner	4 ATTEMPTS
436.17012	Alcohol - Sell/Furnish to Minor, Death Resulting	10 ATTEMPTS
722.675	Distributing Obscene Matter to Minor	2 ATTEMPTS
750.10A	Sexually Delinquent	LIFE ATTEMPTS
750.110A2	Home Invasion - 1st Degree	20 ATTEMPTS

TOTAL	0.5	1	1.5	2	2.5	3	3.5	4	4.5	5	10	15	20	25	>25	LIFE	AVG
33,004	158	919	1,402	2,419	1,061	2,029	743	1,502	520	2,348	7,086	3,153	2,334	1,330	1,571	4,429	9.7
32,257	140	825	1,260	2,222	998	1,969	698	1,495	517	2,335	7,057	3,136	2,315	1,321	1,567	4,402	9.8
747	18	94	142	197	63	60	45	7	3	13	29	17	19	9	4	27	3.4
1											1						10.0
35		8	19	6	1	1											1.4
1			1														1.3
204	7	55	44	56	16	9	9	5	1	1	1						1.7
2			1			1											2.2
2					1		1										2.8
22		5	2	5		4	1	2		1	2						2.8
2			1			1											2.1
223		1	5	14	18	24	6	25	8	27	87	7	1				5.4
4						2	2										3.1
1			1														1.3
1					1												2.4
60		1	7	22	9	8	8			3	2						2.5
2			1	1													1.6
18					2	1	1	2		3	7	1	1				6.4
5				1	1	1		2									3.0
1			1														1.3
1				1													2.0
1											1						7.2
3					1			1			1						4.6
1		1															1.0
1									1								4.2
2			1							1							3.2
10		1		3		3				1	2						3.3
1,156	1	8	29	94	48	123	18	72	74	160	422	74	27	5		1	6.0
50	2	11	11	14	5	3	1			1	2						2.0

NOTE: Be sure to check for related offense codes when examining a particular type of crime. They may or may not be in sequential order or even on the same page.

# C1c 2003 Total Prisoner Population by Minimum Term Distribution — Assaultive Offenses

Page Two of Ten

C - 56

		GRAND TOTALS
	VIOLATIONS	33,004
	ATTEMPTS	32,257
		747
	Max. Penalty	
750.1227C	Witness - Intimidate, Threaten Inj/Death	15 ATTEMPTS
750.13	Entice Away Female Under 16	10 ATTEMPTS
750.136A	Child Abuse - Torture	10 ATTEMPTS
750.136B	Child Abuse	15 ATTEMPTS
750.136B2	Child Abuse - 1st Degree	15 ATTEMPTS
750.136B3	Child Abuse - 2nd Degree	4 ATTEMPTS
750.136B4	Child Abuse - 3rd Degree	2 ATTEMPTS
750.145A	Children - Accosting for Immoral Purposes	1 ATTEMPTS
750.145B	Accost, Solic Child - Immoral Purposes 2nd Offense	4 ATTEMPTS
750.145C	Child Abusive Commercial Activity	20 ATTEMPTS
750.145C2	Child Sexually Abusive Activity	20 ATTEMPTS
750.145C3	Child Sex Abuse Activity - Distribute or Promote	7 ATTEMPTS
750.145D2E	Computers - Commit Crime w/Term Betw 10 - 15 Years	15 ATTEMPTS
750.145D2F	Computer/Internet - Comm w/Other to Plan Crime 15+ yr Sent	20 ATTEMPTS
750.145N1	Abuse Vulnerable Adult - 1st Degree	15 ATTEMPTS
750.145N3	Abuse Vulnerable Adult - 3rd Degree	2 ATTEMPTS
750.157B	Solicit to Murder, Other Felony	LIFE ATTEMPTS
750.157B2	Solicit to Murder	LIFE ATTEMPTS
750.157C	Solicit, Minor to Commit Felony	LIFE ATTEMPTS

TOTAL	0.5	1	1.5	2	2.5	3	3.5	4	4.5	5	10	15	20	25	>25	LIFE	AVG
33,004	158	919	1,402	2,419	1,061	2,029	743	1,502	520	2,348	7,086	3,153	2,334	1,330	1,571	4,429	9.7
32,257	140	825	1,260	2,222	998	1,969	698	1,495	517	2,335	7,057	3,136	2,315	1,321	1,567	4,402	9.8
747	18	94	142	197	63	60	45	7	3	13	29	17	19	9	4	27	3.4
3			1				1			1							3.1
1		1															1.0
1															1		30.0
4										2	1	1					8.7
1						1											3.0
119		2	5	10	5	13	8	8	1	18	42	4	2		1		5.7
7			1	4	1		1										2.1
44	1	6	10	15	4	2		3		1	2						2.2
11	1	4	5	1													1.1
7		1	1	2		3											2.0
1								1									4.0
5						1				1	3						6.4
76		2	6	10	4	4	1	3	1	12	24	9					5.8
4		1	1	2													1.5
7			2	1	1		1			2							2.8
1				1													2.0
11		1	2	2	2	1		1	1	1							2.6
1						1											3.0
1		1															1.0
10											2	2			4	2	23.1
9				1	1		1	1			3		1		1		9.3
1																1	
1					1												2.5

NOTE: Be sure to check for related offense codes when examining a particular type of crime. They may or may not be in sequential order or even on the same page.



# C1c 2003 Total Prisoner Population by Minimum Term Distribution — Assaultive Offenses

Page Three of Ten

C-57

GRAND TOTALS		15
VIOLATIONS		4
ATTEMPTS		4
Max. Penalty		5
750.158	Sodomy	ATTEMPTS
750.197C	Assault Employee and/or Escape	4
	Jail Through Violence	ATTEMPTS
750.197CA	Assault Prison Employee	4
		ATTEMPTS
750.204A	Explosives - Sending w/Int to Frighten	5
		ATTEMPTS
750.206	Explosives - Place w/Int to Damage	25
		ATTEMPTS
750.207	Explosives - Placing w/Injury	LIFE
	Death Resulting	ATTEMPTS
750.2072B	Explosives - Place Near Prop. Cause	20
	Property Damage	ATTEMPTS
750.208	Explosive - Aiding/Abetting	15
	Placement	ATTEMPTS
750.209	Explosives - Place Offensive Subs	LIFE
	w/Int Alarm/Inj/Destroy	ATTEMPTS
750.209-A	Explosives - Poss w/Intent to Terrorize	10
		ATTEMPTS
750.209-B	Explosives - Place Offensive Subs	5
	w/Int To Alarm	ATTEMPTS
750.2102A	Explosives - Poss Bomb w/Unlawful Intent	15
		ATTEMPTS
750.211	Explosives - Manufacture With Unlawful Intent	5
		ATTEMPTS
750.211A2A	Explosives - Poss of Molotov Cocktail/Other Expl.	15
		ATTEMPTS
750.211A2B	Explosives - Poss Molotov Cocktail	20
	Causing Property Damage	ATTEMPTS
750.211A2C	Explosives - Poss Molotov Cocktail	25
	Cause Injury	ATTEMPTS
750.213	Extortion	20
		ATTEMPTS
750.234A	Firearm - Discharge from a Vehicle	4
		ATTEMPTS
750.234B	Firearm - Discharge In/At Dwelling	4
		ATTEMPTS

TOTAL	0.5	1	1.5	2	2.5	3	3.5	4	4.5	5	10	15	20	25	>25	LIFE	AVG
33,004	158	919	1,402	2,419	1,061	2,029	743	1,502	520	2,348	7,086	3,153	2,334	1,330	1,571	4,429	9.7
32,257	140	825	1,260	2,222	998	1,969	698	1,495	517	2,335	7,057	3,136	2,315	1,321	1,567	4,402	9.8
747	18	94	142	197	63	60	45	7	3	13	29	17	19	9	4	27	3.4
7		1	1	1						1	3						4.2
127	4	31	9	36	9	19	3	6	2	3	5						2.2
23	3	14	4	2													1.0
39	1	9	7	11	3	3		2	1	1	1						2.0
5		4	1														1.0
2				1				1									3.0
4						1				1	1				1		10.1
4												2				2	15.0
2								1				1					7.8
1			1														1.5
4				1							1		1		1		15.7
1											1						7.0
1						1											3.0
2						1	1										3.2
2								1			1						5.4
1				1													2.0
8				2	1	1	1			2	1						4.0
2	1									1							2.7
1				1													2.0
2											1	1					11.0
64		1	1	7	2	14		3	1	7	17	6	4		1		7.0
4			1	1	1							1					4.7
8		1	1	2	1	1	1	1									2.2
23	3	5	2	9	1	3											1.6
1			1														1.2

NOTE: Be sure to check for related offense codes when examining a particular type of crime. They may or may not be in sequential order or even on the same page.

# C1c 2003 Total Prisoner Population by Minimum Term Distribution — Assaultive Offenses

Page Four of Ten

C-58

GRAND TOTALS		
	VIOLATIONS	
	ATTEMPTS	
	Max. Penalty	
750.2411	Fireman - Obstructing	4
	ATTEMPTS	
750.316	First Degree Murder	LIFE
	ATTEMPTS	
750.316-A	Murder - First Degree - Premeditated	LIFE
	ATTEMPTS	
750.316-B	Murder - Felony	LIFE
	ATTEMPTS	
750.316-C	Murder - Open - Statutory Short Form	LIFE
	ATTEMPTS	
750.317	Second Degree Murder	LIFE
	ATTEMPTS	
750.321	Manslaughter	15
	ATTEMPTS	
750.321-A	Manslaughter - Statutory Short Form	15
	ATTEMPTS	
750.321-C	Manslaughter - Involuntary	15
	ATTEMPTS	
750.321-E	Manslaughter with Motor Vehicle	15
	ATTEMPTS	
750.322	Homicide - Killing of Unborn Child	15
	ATTEMPTS	
750.324	Negligent Homicide	2
	ATTEMPTS	
750.329	Death - Firearm without Malice	15
	ATTEMPTS	
750.329A	Suicide - Assisting	5
	ATTEMPTS	
750.335A	Indecent Exposure (Sexually Delinquent Person)	LIFE
	ATTEMPTS	
750.338	Gross Indecency Between Males - Commit/Procure	5
	ATTEMPTS	
750.338A	Gross Indecency Between Females - Commit/Procure	5
	ATTEMPTS	
750.338B	Gross Indecency Male and Female - Commit/Procure	5
	ATTEMPTS	
750.349	Kidnapping	LIFE
	ATTEMPTS	

TOTAL	0.5	1	1.5	2	2.5	3	3.5	4	4.5	5	10	15	20	25	>25	LIFE	AVG
33,004	158	919	1,402	2,419	1,061	2,029	743	1,502	520	2,348	7,086	3,153	2,334	1,330	1,571	4,429	9.7
32,257	140	825	1,260	2,222	998	1,969	698	1,495	517	2,335	7,057	3,136	2,315	1,321	1,567	4,402	9.8
747	18	94	142	197	63	60	45	7	3	13	29	17	19	9	4	27	3.4
1					1												2.5
1,880												2		1	4	1,873	35.7
11																11	
575				1		1		1		1	1	1	2	1	2	564	15.1
4																4	
362													1		1	360	27.5
139										1	1		3	4	8	122	32.4
1																1	
3,720				1		3	3	8		19	314	627	759	613	655	718	22.4
20											2	1	7	2	1	7	20.8
211	2	2		5	2	7	5	18	2	27	114	14	10		3		8.3
2				1							1						5.0
226	1	3		13	7	17	7	20	2	30	109	8	6		3		7.0
2						1					1						6.5
152			3	6	2	12	6	10	3	25	71	11	3				6.7
3			1				1				1						4.9
64			1	1		6	2	5	4	5	33	4	3				7.3
3					1		1			1							3.6
1													1				20.0
9			4	2				2			1						2.6
13				1	1		1	1		3	6						5.8
1			1														1.3
20		4	1	5	1	3		1			5						3.3
2				2													2.0
6	1	2		2							1						2.2
1				1													2.0
9			3	4	2												1.9
318			1	5	2	1	2	4	3	9	75	58	43	21	36	58	16.8
9			1	3	2					1		1		1	1		6.5

NOTE: Be sure to check for related offense codes when examining a particular type of crime. They may or may not be in sequential order or even on the same page.

# C1c 2003 Total Prisoner Population by Minimum Term Distribution — Assaultive Offenses

Page Five of Ten

C-59

GRAND TOTALS		
VIOLATIONS		
ATTEMPTS		
Max. Penalty		
750.349A	Prisoner Taking a Hostage	LIFE ATTEMPTS
750.349[S]	Kidnapping - Solicitation	LIFE ATTEMPTS
750.350	Kidnapping - Child Enticement	LIFE ATTEMPTS
750.377B	Mal Destr. Police or Fire Dept Property	4 ATTEMPTS
750.411H2B	Stalking a Minor	5 ATTEMPTS
750.411i	Stalking - Aggravated	5 ATTEMPTS
750.411i2B	Stalking a Minor - Aggravated	10 ATTEMPTS
750.4361	Poison, Food/Drink/Medicine/Wells	5 ATTEMPTS
750.455	Prostitution/Pandering	20 ATTEMPTS
750.459	Prostitution - Transporting Female (perhaps compel)	20 ATTEMPTS
750.479	Obstruct/Resist Public Officer Serving/Executing Process	20 ATTEMPTS
750.479-B	Police Officer - Resist & Obstruct	2 ATTEMPTS
750.479A-B	Peace Officer - Resist Arrest Injury Inflicted	2 ATTEMPTS
750.479A2	Police Officer - Fleeing - 4th Degree	2 ATTEMPTS
750.479A3	Police Officer - Fleeing - 3rd Degree	5 ATTEMPTS
750.479A4	Police Officer - Fleeing - 2nd Offense	10 ATTEMPTS
750.479A4-A	Police Officer - Fleeing (Penal Code) - 2nd Degree	10 ATTEMPTS
750.479A5	Police Officer - Fleeing (Penal Code) - Death Resulting	15 ATTEMPTS
750.479A5-A	Police Officer - Fleeing (Penal Code) - 1st Degree	15 ATTEMPTS

TOTAL	0.5	1	1.5	2	2.5	3	3.5	4	4.5	5	10	15	20	25	>25	LIFE	AVG
33,004	158	919	1,402	2,419	1,061	2,029	743	1,502	520	2,348	7,086	3,153	2,334	1,330	1,571	4,429	9.7
32,257	140	825	1,260	2,222	998	1,969	698	1,495	517	2,335	7,057	3,136	2,315	1,321	1,567	4,402	9.8
747	18	94	142	197	63	60	45	7	3	13	29	17	19	9	4	27	3.4
9											3	2	1		1	2	19.1
1										1							5.0
23	1			1		1	1	2	1	2	6	1	2	1	3	1	12.9
1				1													1.9
67	1	9	22	24	5	5		1									1.7
9		4	5														1.1
2	1										1						5.1
152	1	20	32	35	10	28	11	4		3	4	3			1		2.7
6	1	2	1	1	1												1.2
1				1													2.0
1				1													1.7
2		1					1										2.1
2						1					1						6.5
5								1		1	1	1		1			10.8
10		4	5	1													1.2
129	6	28	45	18	9	15	2	5			1						1.7
2				1		1											2.4
9	3	1	1	1	1	2											1.4
36		6	16	4	5	2	1	2									1.7
304	2	31	73	106	31	32	10	8	2	3	6						2.1
4			3	1													1.4
1						1											2.6
1											1						8.0
21		1	2	4	1	2	1	4			5	1					4.2
1												1					15.0
1						1											3.0
1											1						6.0

NOTE: Be sure to check for related offense codes when examining a particular type of crime. They may or may not be in sequential order or even on the same page.

# C1c 2003 Total Prisoner Population by Minimum Term Distribution — Assaultive Offenses

Page Six of Ten

C - 60

GRAND TOTALS		
VIOLATIONS		
ATTEMPTS		
Max. Penalty		
750.479B	Peace Officer - Disarming	10
ATTEMPTS		
750.479B2	Peace Officer - Disarming	10
Firearm		
ATTEMPTS		
750.4792	Public Officer - Assault or Obstruct	2
ATTEMPTS		
750.4793	Public Officer - Assault or Obstruct	4
Cause Injury		
ATTEMPTS		
750.520	Criminal Sexual Conduct (CSC)	LIFE
ATTEMPTS		
750.520B	CSC - 1st Degree -	LIFE
Multiple Variables		
ATTEMPTS		
750.520B1A	CSC - 1st Degree -	LIFE
Person Under 13		
ATTEMPTS		
750.520B1B	CSC - 1st Degree -	LIFE
Relationship		
ATTEMPTS		
750.520B1C	CSC - 1st Degree -	LIFE
During Felony		
ATTEMPTS		
750.520B1D	CSC - 1st Degree -	LIFE
Accomplices		
ATTEMPTS		
750.520B1E	CSC - 1st Degree -	LIFE
Weapon Used		
ATTEMPTS		
750.520B1F	CSC - 1st Degree -	LIFE
Personal Injury		
ATTEMPTS		
750.520B1G	CSC - 1st Degree - Injury to	LIFE
Incap. Victim		
ATTEMPTS		
750.520B1H	CSC - 1st Degree - Mentally	LIFE
Disabled - Relation		
ATTEMPTS		
750.520C	CSC - 2nd Degree -	15
Multiple Variables		
ATTEMPTS		
750.520C1A	CSC - 2nd Degree -	15
Person Under 13		
ATTEMPTS		
750.520C1B	CSC - 2nd Degree -	15
Relationship		
ATTEMPTS		
750.520C1C	CSC - 2nd Degree -	15
During Felony		
ATTEMPTS		
750.520C1D	CSC - 2nd Degree -	15
Accomplices		
ATTEMPTS		

TOTAL	0.5	1	1.5	2	2.5	3	3.5	4	4.5	5	10	15	20	25	>25	LIFE	AVG
33,004	158	919	1,402	2,419	1,061	2,029	743	1,502	520	2,348	7,086	3,153	2,334	1,330	1,571	4,429	9.7
32,257	140	825	1,260	2,222	998	1,969	698	1,495	517	2,335	7,057	3,136	2,315	1,321	1,567	4,402	9.8
747	18	94	142	197	63	60	45	7	3	13	29	17	19	9	4	27	3.4
1				1													1.7
13		1		5	1		1			1	2	1				1	4.1
15		6	2	3	3		1										1.6
4	1	3															0.8
1		1															1.0
25							1				2		1	2	4	15	34.1
1,686				11	5	9	6	22	5	60	409	321	269	148	228	193	17.7
18			2	4	1		1			1	1	1	4	3		1	11.0
1,627		6	2	23	26	48	33	45	22	104	535	324	203	102	95	59	12.7
31		2	3	10	1	8	4			1	1	1					3.5
301			2	4	4	6	3	9	4	21	96	64	36	26	18	8	13.0
6				4		1						1					5.1
129						5		1		4	19	27	17	14	31	11	21.1
2				1								1					8.3
64	1					1	2	1		3	19	15	7	6	7	2	15.0
208					2			2	2	2	37	48	40	19	35	21	19.1
1																1	
220		2		1		4	2	4	1	2	42	47	42	32	30	11	18.2
5				3			1				1						3.8
4				1								2	1				12.2
12						1	1			1		2	4	1	2		17.3
629	1	13	21	66	21	104	17	57	10	102	184	25	7		1		5.4
6			1	2	1	1	1										2.2
1,430	1	31	59	178	82	186	42	119	15	234	427	41	14		1		5.0
61		6	7	20	10	11	5			1	1						2.3
185		1	5	27	7	32	10	18	2	31	47	4	1				4.8
15			3	7	1	2	2										2.1
15					3	5	1	2			4						4.2
5				1		1				1	2						4.9
1							1										3.3

NOTE: Be sure to check for related offense codes when examining a particular type of crime. They may or may not be in sequential order or even on the same page.

# C1c 2003 Total Prisoner Population by Minimum Term Distribution — Assaultive Offenses

Page Seven of Ten

C-61

		GRAND TOTALS
	VIOLATIONS	
	ATTEMPTS	
	Max. Penalty	
750.520C1E	CSC - 2nd Degree - Weapon Used	15 ATTEMPTS
750.520C1F	CSC - 2nd Degree - Personal Injury	15 ATTEMPTS
750.520C1G	CSC - 2nd Degree - Injury to Incap. Victim	15 ATTEMPTS
750.520C1H	CSC - 2nd Degree - Mentally Disabled - Relation	15 ATTEMPTS
750.520C1I	CSC - 2nd Degree - State Prisoner	15 ATTEMPTS
750.520D	CSC - 3rd Degree - Multiple Variables	15 ATTEMPTS
750.520D1A	CSC - 3rd Degree - Person 13 Through 15	15 ATTEMPTS
750.520D1B	CSC - 3rd Degree - Force or Coercion	15 ATTEMPTS
750.520D1C	CSC - 3rd Degree - Incapacitated Victim	15 ATTEMPTS
750.520D1D	CSC - 3rd Degree - Incest	15 ATTEMPTS
750.520E	CSC - 4th Degree - Multiple Variables	2 ATTEMPTS
750.520E1A	CSC - 4th Degree - Force or Coercion	2 ATTEMPTS
750.520E1A-A	CSC - 4th Degree - Person 13 Through 15	2 ATTEMPTS
750.520E1B	CSC - 4th Degree - Incapacitated Victim	2 ATTEMPTS
750.520E1G	CSC - 4th Degree - Incest	2 ATTEMPTS
750.520F	CSC - 2nd Offense	LIFE ATTEMPTS
750.520G	CSC - Assault with Intent to Commit CSC	10 ATTEMPTS
750.520G1	CSC - Assault with Intent to Commit Sexual Penetration	10 ATTEMPTS
750.520G2	CSC - Assault with intent to Commit CSC, 2nd Degree	5 ATTEMPTS

TOTAL	0.5	1	1.5	2	2.5	3	3.5	4	4.5	5	10	15	20	25	>25	LIFE	AVG
33,004	158	919	1,402	2,419	1,061	2,029	743	1,502	520	2,348	7,086	3,153	2,334	1,330	1,571	4,429	9.7
32,257	140	825	1,260	2,222	998	1,969	698	1,495	517	2,335	7,057	3,136	2,315	1,321	1,567	4,402	9.8
747	18	94	142	197	63	60	45	7	3	13	29	17	19	9	4	27	3.4
7			1	1			1	1			3						4.5
75		2	3	11	5	11	1	11		9	18	1	2		1		5.3
5				1		2				1		1					5.0
11			1	3	2			2		1	2						3.4
14			1	3	2	1	3			1	2	1					3.9
1								1									4.0
681	5	17	20	54	29	74	13	62	10	96	254	32	10	2	2	1	5.9
16		2	3	4	2	1	2				1		1				3.6
1,062	4	47	54	114	65	128	39	90	28	138	325	18	10		1	1	4.8
112	1	13	28	42	12	7	8		1								1.9
523		11	17	42	14	47	12	56	7	72	209	30	3	1	2		6.1
24	1	3	2	9	3	3		1		1	1						2.4
58		5	9	9	1	3	1	3		7	15	4	1				4.9
6		1	1	2	1		1										2.0
54				3	4	4	3	4		9	26	1					6.0
2				2													1.8
27	1	4	16	2	2	1					1						1.6
94	7	18	50	9	3	1	2	2			2						1.5
26		5	16	3	1						1						1.5
5			5														1.3
1			1														1.3
18										5	8	2	2		1		11.3
15		1	1			2	1			3	5	2					5.9
398	1	8	37	82	23	59	20	44	5	46	67	2		2	2		3.8
1				1													2.0
104	1	9	20	31	14	6	15	4		1	2					1	2.3
3				2			1										2.3

NOTE: Be sure to check for related offense codes when examining a particular type of crime. They may or may not be in sequential order or even on the same page.

# C1c 2003 Total Prisoner Population by Minimum Term Distribution — Assaultive Offenses

Page Eight of Ten

C - 62

		GRAND TOTALS
		VIOLATIONS
		ATTEMPTS
		Max. Penalty
750.529	Robbery Armed	LIFE
		ATTEMPTS
750.529A	Car Jacking	LIFE
		ATTEMPTS
750.530	Robbery Unarmed	15
		ATTEMPTS
750.531	Robbery, Bank/Safe/Vault	LIFE
		ATTEMPTS
750.531-A	Bank Robbery	LIFE
		ATTEMPTS
750.531-B	Safe Breaking	LIFE
		ATTEMPTS
750.532	Seduction	5
		ATTEMPTS
750.543M	False Report or Threat of Terrorism	20
		ATTEMPTS
750.72	Burning Dwelling House	20
		ATTEMPTS
750.72-A	Arson - Dwelling House	20
		ATTEMPTS
750.72-B	Arson - Dwelling House Curtilage	20
		ATTEMPTS
750.73	Arson - Real Property	10
		ATTEMPTS
750.74	Arson - Personal Property	10
		ATTEMPTS
750.74B	Arson - Personal Property Over \$50	4
		ATTEMPTS
750.741C1	Arson - Real/Personal Property Betw \$1K & <\$20K	5
		ATTEMPTS
750.741D1	Arson - Personal Property \$20K+	10
		ATTEMPTS
750.75	Arson - Insured Property	10
		ATTEMPTS
750.77	Arson - Preparing to Burn	10
		ATTEMPTS
750.771C1	Arson - Prepare to Burn Property Betw \$1K & <\$20K	5
		ATTEMPTS

TOTAL	0.5	1	1.5	2	2.5	3	3.5	4	4.5	5	10	15	20	25	>25	LIFE	AVG
33,004	158	919	1,402	2,419	1,061	2,029	743	1,502	520	2,348	7,086	3,153	2,334	1,330	1,571	4,429	9.7
32,257	140	825	1,260	2,222	998	1,969	698	1,495	517	2,335	7,057	3,136	2,315	1,321	1,567	4,402	9.8
747	18	94	142	197	63	60	45	7	3	13	29	17	19	9	4	27	3.4
4,386	1	23	38	128	132	218	141	214	162	371	1,342	648	414	160	196	198	10.5
37	1	1	3	5		4	3	2		2	7	3	1	2	2	1	8.5
445		4	5	33	26	26	23	34	15	57	145	52	16	5	2	2	6.8
17		2	3	7	2	1			1	1							2.1
1,102	3	35	57	154	62	149	44	147	21	123	240	37	21	2	3	4	4.8
22	1	2	4	3	3	2	2			1	3	1					3.3
78			1	1	3	2		6		6	12	15	16	8	4	4	13.9
2					1								1				10.4
219	1	11	12	11	10	25	5	21	5	23	50	26	12	3	3	1	7.0
2		1						1									2.5
70	1		2	4	4	11	3	7		11	17	5	2		2	1	6.4
6		1	2	1		1					1						3.0
4			3	1													1.5
1											1						7.0
56	1	3	1	7	1	1	1	8	1	9	14	6	2		1		6.6
1	1																0.5
167	1	6	10	22	2	24	4	11	10	13	49	10	4		1		5.5
7		1		1	3	1	1										2.3
22		2		2	2	3		2		4	6	1					4.9
1				1													2.0
66		4	9	12	1	13	4	5		6	9	1	1			1	3.7
8	1	3			2	1	1										1.7
1										1							5.0
4						1				1	2						5.0
16		3	4	7	2												1.6
1	1																0.2
2			1	1													1.6
2								1		1							4.5
3	2				1												1.1
2			1	1													1.7

NOTE: Be sure to check for related offense codes when examining a particular type of crime. They may or may not be in sequential order or even on the same page.

# C1c 2003 Total Prisoner Population by Minimum Term Distribution — Assaultive Offenses

Page Nine of Ten

C-63

GRAND TOTALS		
VIOLATIONS		
ATTEMPTS		
Max. Penalty		
750.771D1	Arson - Prepare to Burn Prop \$20K+	10 ATTEMPTS
750.81	Assault or Assault and Battery	MISD ATTEMPTS
750.81A	Assault - Aggravated	1 ATTEMPTS
750.81A2	Domestic Violence - Aggravated	1 ATTEMPTS
750.81A3	Domestic Violence - Aggravated 2nd Offense	2 ATTEMPTS
750.81C2	Assault & Battery - Against FIA Employee	2 ATTEMPTS
750.81D1	Resist/Obstruct/Assault Peace Officer	2 ATTEMPTS
750.81D2	Resist/Obstruct/Assault Peace Officer - Cause Injury	4 ATTEMPTS
750.81D3	Police Officer - Result Serious Injury	15 ATTEMPTS
750.812	Domestic Violence	MISD ATTEMPTS
750.814	Domestic Violence 3rd Offense	2 ATTEMPTS
750.82	Felonious Assault	4 ATTEMPTS
750.822	Asslt w/Dangerous Weapon - Weapon-Free School Zone	4 ATTEMPTS
750.83	Asslt w/Int to Commit Murder	LIFE ATTEMPTS
750.84	Asslt w/Int Gr Bod Hrm Less Murder	10 ATTEMPTS
750.86	Assault w/Intent to Maim	10 ATTEMPTS
750.87	Asslt w/Intent to Commit Felony	10 ATTEMPTS
750.88	Asslt w/Intent to Rob & Steal Unarmed	15 ATTEMPTS
750.89	Asslt w/Intent to Rob & Steal Armed	LIFE ATTEMPTS

TOTAL	0.5	1	1.5	2	2.5	3	3.5	4	4.5	5	10	15	20	25	>25	LIFE	AVG
33,004	158	919	1,402	2,419	1,061	2,029	743	1,502	520	2,348	7,086	3,153	2,334	1,330	1,571	4,429	9.7
32,257	140	825	1,260	2,222	998	1,969	698	1,495	517	2,335	7,057	3,136	2,315	1,321	1,567	4,402	9.8
747	18	94	142	197	63	60	45	7	3	13	29	17	19	9	4	27	3.4
5				2				1			2						4.8
1				1													2.0
9	5		2			1							1				3.0
1		1															1.0
2	1	1															0.5
3			3														1.3
7			5	1	1												1.5
4		1	3														1.2
108	1	31	50	21	4	1											1.3
18	1	2	4	8	1	2											1.7
1			1														1.3
2						1		1									3.3
5		2	3														1.1
110	1	14	57	18	12	2	1	1		1	3						1.7
899	39	163	185	272	75	85	7	30	2	18	19	1	2			1	2.0
48	5	10	29	2							2						1.4
2			1	1													1.6
1,383	2	2	3	10	4	16	9	15	10	35	351	329	215	120	141	121	16.3
10											2	3	3	2			16.3
1,498	16	61	70	208	88	200	80	136	36	211	332	37	7	6		10	4.4
45		1	9	19	3	5	2	3	1	2							2.3
6				1	2					1	2						5.3
18				4		1		2	1	1	7	2					6.0
164	1	9	7	17	14	25	6	11		27	40	5			2		4.9
4				2			1			1							3.0
757	1	5	9	32	24	38	24	41	35	79	241	104	59	13	24	28	9.1
6		1		1	1							2				1	7.1

NOTE: Be sure to check for related offense codes when examining a particular type of crime. They may or may not be in sequential order or even on the same page.

# C1c 2003 Total Prisoner Population by Minimum Term Distribution — Assaultive Offenses

Page Ten of Ten

		Max. Penalty
GRAND TOTALS		
VIOLATIONS		
ATTEMPTS		
750.90A	Pregnant Individual - Assault Causing Miscarriage	LIFE ATTEMPTS
750.90CA	Miscarriage - Gross Negligence Against Preg Individual	15 ATTEMPTS
750.90DA	Miscarriage - OUIL Accident Against Preg Individual	15 ATTEMPTS
750.91	Attempt to Murder	LIFE ATTEMPTS
752.191	Felonious Driving	2 ATTEMPTS
752.542	Incite to Riot	10 ATTEMPTS
752.542A	Riot - Causing in Prison	10 ATTEMPTS
752.861	Weapons - Firearms, Careless Use Causing Injury/Death	2 ATTEMPTS
767.61A	Sexually Delinquent Person	LIFE ATTEMPTS

TOTAL	0.5	1	1.5	2	2.5	3	3.5	4	4.5	5	10	15	20	25	>25	LIFE	AVG
33,004	158	919	1,402	2,419	1,061	2,029	743	1,502	520	2,348	7,086	3,153	2,334	1,330	1,571	4,429	9.7
32,257	140	825	1,260	2,222	998	1,969	698	1,495	517	2,335	7,057	3,136	2,315	1,321	1,567	4,402	9.8
747	18	94	142	197	63	60	45	7	3	13	29	17	19	9	4	27	3.4
1													1				20.0
1									1								5.0
1											1						7.0
21						1	2				11	1	1	1	1	3	10.6
1												1					10.5
4		1	1	1				1									2.0
1						1											3.0
1			1														1.5
4	1		2								1						2.5
1						1											3.0

C - 64

**NOTES: Be sure to check for related offense codes when examining a particular type of crime. They may or may not be in sequential order or even on the same page.**

Largest minimum term is reported.

Total Prisoner Population includes prisoners in institutions, camps, the SAI - Prison program, and Community Residential Programs.

When minimum terms exceed maximum penalties that may be due to anomalies in criminal justice practices, habitualized offenses, database errors, etc.

Each minimum term category is rounded up from the preceding category (for example the ten-year category includes all minimums longer than five years up to exactly ten years).

Minimum term averages are based on raw data (with life sentences excluded from the calculations).

Source: Corrections Management Information System (CMIS).



# C2 2003 Total Prisoner Population by Minimum Term Distribution — All Offenses: Female Totals Only

Page One of Ten

C - 65

	GRAND TOTALS																	
	VIOLATIONS																	
	ATTEMPTS																	
	Max. Penalty																	
257.602A2	Peace Officer - Fleeing/Vehicle	2																
	Code 4th Degree	ATTEMPTS																
257.602A3	Peace Officer - Fleeing/Vehicle	5																
	Code 2nd Offense	ATTEMPTS																
257.602A3-A	Peace Officer - Fleeing/Vehicle	5																
	Code 3rd Degree	ATTEMPTS																
257.602A4-A	Peace Officer - Fleeing/Vehicle	10																
	Code - Cause Serious Inj	ATTEMPTS																
257.617	Fail to Stop at Accident - Serious	5																
	Impairment/Death Rslt	ATTEMPTS																
257.6173	Fail to Stop at Accident - At Fault	15																
	Rslt Death	ATTEMPTS																
257.6251-A	Operating - OUIL/Per Se	MISD																
	ATTEMPTS																	
257.6253-A	Operating Impaired	MISD																
	ATTEMPTS																	
257.6254	Operating - Under the Influence	15																
	Causing Death	ATTEMPTS																
257.6255-A	Operating - Under the Influence	5																
	Causing Serious Injury	ATTEMPTS																
257.6256D	Operating - OUIL/Per Se/OWI -	5																
	3rd Offense	ATTEMPTS																
257.6257A2	Operating OUIL/Occupant <16,	5																
	2nd Offense	ATTEMPTS																
257.903	Motor Vehicle Code, False	5																
	Certification	ATTEMPTS																
257.9044	Operate - License Suspend/Revoke	15																
	Cause Death	ATTEMPTS																
257.9045	Operate - License Suspend/Revoke	5																
	Cause Serious Injury	ATTEMPTS																
333.7401	Controlled Sub - Mfg, Del, Poss	LIFE																
	ATTEMPTS																	
333.7401C2B	Contr. Sub - Operate Lab	20																
	Near Minor	ATTEMPTS																
333.7401C2D	Controlled Sub - Manufac Near	20																
	Church/School	ATTEMPTS																
333.74012A1	Controlled Sub - Mfg, Del, Poss -	LIFE																
	1,000 or More Grams	ATTEMPTS																
333.74012A2	Controlled Sub - Mfg, Del, Poss	30																
	450-999g	ATTEMPTS																

TOTAL	.5	1	1.5	2	2.5	3	3.5	4	4.5	5	10	15	20	25	>25	LIFE	AVG
2,197	36	209	290	393	141	210	51	94	35	126	212	89	81	39	31	160	5.0
2,116	30	191	270	381	129	204	47	94	35	126	211	89	80	39	31	159	5.1
81	6	18	20	12	12	6	4				1		1			1	1.9
1			1														1.2
1			1														1.3
4			2	1			1										2.4
2			1				1										2.6
4			1	2			1										2.0
1							1										3.0
3		1		1			1										2.0
3				2			1										2.1
27			2	2	4	6		3	3	2	5						3.8
7				4	1	2											2.2
1				1													1.7
60		8	15	19	10	5	2	1									1.9
3			1	2													1.7
1			1														1.3
2										2							4.9
1					1												2.3
1									1								4.3
1					1												2.5
1				1													2.0
8				1							1		2			4	12.2
11										3	5	1	2				10.0

NOTE: Be sure to check for related offense codes when examining a particular type of crime. They may or may not be in sequential order or even on the same page.

# C2 2003 Total Prisoner Population by Minimum Term Distribution — All Offenses: Female Totals Only

Page Two of Ten

C - 66

		GRAND TOTALS
		VIOLATIONS
		ATTEMPTS
		Max. Penalty
333.74012A3	Controlled Sub - Mfg, Del, Poss 50-449g	20 ATTEMPTS
333.74012A4	Controlled Sub - Mfg, Del, Poss <50 Grams	20 ATTEMPTS
333.74012B-A	Contr. Sub - Mfg, Del, Poss, Sch 1,2,3 ex Marij & Cocaine	7 ATTEMPTS
333.74012B1	Controlled Sub - Mfg, Del, Poss Methamphetamine	20 ATTEMPTS
333.74012D1	Controlled Sub - Mfg, Del, Poss, 45 Kg+ Marijuana	15 ATTEMPTS
333.74012D2	Controlled Sub - Mfg, Del, Poss Marijuana 5 - <45 Kg	7 ATTEMPTS
333.74012D3	Controlled Sub - Mfg, Del, Poss, Marijuana <5 Kg	4 ATTEMPTS
333.74022E	Contr. Sub - Mfg, Del, Poss Analogue	15 ATTEMPTS
333.74032A1	Controlled Sub - Poss 1000g+ Narc. or Cocaine	LIFE ATTEMPTS
333.74032A2	Controlled Sub - Poss 450-999g Narc. or Cocaine	30 ATTEMPTS
333.74032A3	Controlled Sub - Poss 50-449g Narc. or Cocaine	20 ATTEMPTS
333.74032A4	Controlled Sub - Poss 25-49g Narc. or Cocaine	4 ATTEMPTS
333.74032A5	Controlled Sub - Poss Less 25g Narc. or Cocaine	4 ATTEMPTS
333.74032B1	Controlled Sub - Possession Methamphetamine	10 ATTEMPTS
333.74032D	Controlled Sub - Poss Marijuana	MISD ATTEMPTS
333.7405D	Contr. Sub - Maintain or Keep Drug House	2 ATTEMPTS
333.74071C	Controlled Sub - Obtain by Fraud	4 ATTEMPTS
333.74101A	Controlled Sub - Deliver to Minor <50g	40 ATTEMPTS
333.74102-A	Contr. Sub - Del on School Prop (Narc. or Cocaine) <50g	60 ATTEMPTS
333.74104-A	Contr. Sub - Poss on School Prop (Narc/Cocaine) <25g	8 ATTEMPTS

TOTAL	.5	1	1.5	2	2.5	3	3.5	4	4.5	5	10	15	20	25	>25	LIFE	AVG
2,197	36	209	290	393	141	210	51	94	35	126	212	89	81	39	31	160	5.0
2,116	30	191	270	381	129	204	47	94	35	126	211	89	80	39	31	159	5.1
81	6	18	20	12	12	6	4				1		1			1	1.9
28		1	1	2			1	3	1	9	10						5.7
100	2	20	21	24	5	17		2		6	3						2.2
7	2	4	1														0.8
5			1	3		1											2.0
4						3	1										3.1
1				1													2.0
1			1														1.1
7		1	2	2	1	1											1.8
1										1							5.0
2													1			1	20.0
1								1									4.0
2						1				1							4.0
1		1															1.0
1		1															1.0
77	1	25	19	17	10	5											1.6
1	1																0.3
2			1								1						3.4
1			1														1.5
1			1														1.3
8		2		4		1		1									2.0
1			1														1.4
1												1					15.0
1				1													2.0
1			1														1.1

NOTE: Be sure to check for related offense codes when examining a particular type of crime. They may or may not be in sequential order or even on the same page.

# C2 2003 Total Prisoner Population by Minimum Term Distribution — All Offenses: Female Totals Only

Page Three of Ten

C - 67

	GRAND TOTALS	
	VIOLATIONS	
	ATTEMPTS	
	Max. Penalty	
333.74132	Controlled Sub - Second Offense - LIFE	Double Penalty
400.601-B	Welfare Fraud - Over \$500	4
400.602-B	Welfare Fraud - Fail to Inform \$500 or More	4
750.110	Breaking & Entering	10
750.110-A	Break & Enter - Unoccup. Bldg. w/Intent	10
750.110A2	Home Invasion - 1st Degree	20
750.110A3	Home Invasion - 2nd Degree	15
750.110A4	Home Invasion - 3rd Degree	5
750.111	Entering w/o Breaking	5
750.1227A	Witness - Bribe/Intimidate/Interfere	4
750.13	Entice Away Female Under 16	10
750.131A1	Check - No Account	2
750.131A2	Check - 3 Non-Sufficient Funds Within 10 Days	2
750.1313C	Check - Non-Sufficient Funds - \$500 or More	2
750.136B2	Child Abuse - 1st Degree	15
750.136B3	Child Abuse - 2nd Degree	4
750.145C2	Child Sexually Abusive Activity	20
750.157A	Conspiracy	5
750.157B2	Solicit to Murder	LIFE
750.157N1	Financial Transaction Device - Steal/ Retain w/o Consent	4

TOTAL	.5	1	1.5	2	2.5	3	3.5	4	4.5	5	10	15	20	25	>25	LIFE	AVG
2,197	36	209	290	393	141	210	51	94	35	126	212	89	81	39	31	160	5.0
2,116	30	191	270	381	129	204	47	94	35	126	211	89	80	39	31	159	5.1
81	6	18	20	12	12	6	4				1		1			1	1.9
1				1													2.0
1					1												2.5
3				1	1	1											2.3
14			4	1	2	3		2		2							2.8
3				1	1	1											2.5
1					1												2.5
39		1	2	3	3	5	1	3	5	4	11			1			4.8
1					1												2.5
34		4	1	9	4	7		2	1	2	4						3.0
1					1												2.5
3		1	1				1										1.8
1			1														1.3
1			1														1.5
1			1														1.5
1		1															1.0
9		1	6	1		1											1.5
4		1	2	1													1.4
1			1														1.1
18			2	1		2	1	1		1	9	1					6.1
2				1			1										2.6
5	1	1		2		1											1.6
1											1						6.5
1																1	
2							1								1		16.7
18		5	7	2	3	1											1.5

NOTE: Be sure to check for related offense codes when examining a particular type of crime. They may or may not be in sequential order or even on the same page.

# C2 2003 Total Prisoner Population by Minimum Term Distribution — All Offenses: Female Totals Only

Page Four of Ten

C - 68

			GRAND TOTALS
			VIOLATIONS
			ATTEMPTS
			Max. Penalty
750.157P	Financial Transaction Device - Poss w/Intent to Use/Sell	4	ATTEMPTS
750.157Q	Financial Transaction Device - Illegal Sale/Use	4	ATTEMPTS
750.157V	Financial Transaction Device - False ID	4	ATTEMPTS
750.157W1C1	Financial Trans Device - Fraud Betw \$1K & <\$20K	5	ATTEMPTS
750.15911	Criminal Enterprise - Conducting	20	ATTEMPTS
750.161	Desertion & Non-Support	3	ATTEMPTS
750.165	Refusing to Support Spouse or Children	4	ATTEMPTS
750.174	Embezzle - Agt, Serv, Emp, Trustee	10	ATTEMPTS
750.174-B	Embezzlement - Agent or Trustee Over \$100	10	ATTEMPTS
750.1744A	Embezzlement - Agent or Trustee Betw \$1K & <\$20K	5	ATTEMPTS
750.1745A	Embezzlement - Agent or Trustee \$20K or More	10	ATTEMPTS
750.176	Embezzle - Administrator/Executor/ Guardian	10	ATTEMPTS
750.188	Escape - Allowed by Officer/ Guard	LIFE	ATTEMPTS
750.193	Break, Escape or Attempt to Break, Escape Prison	5	ATTEMPTS
750.1952	Escape - From Felony Jail Sentence	4	ATTEMPTS
750.197C	Assault Employee and/or Escape Jail Through Violence	4	ATTEMPTS
750.197CA	Assault Prison Employee	4	ATTEMPTS
750.1972	Escape - Awaiting Trial for Felony	4	ATTEMPTS
750.199A	Absconding or Forfeiting Bond	4	ATTEMPTS
750.213	Extortion	20	ATTEMPTS

TOTAL	.5	1	1.5	2	2.5	3	3.5	4	4.5	5	10	15	20	25	>25	LIFE	AVG
2,197	36	209	290	393	141	210	51	94	35	126	212	89	81	39	31	160	5.0
2,116	30	191	270	381	129	204	47	94	35	126	211	89	80	39	31	159	5.1
81	6	18	20	12	12	6	4				1		1			1	1.9
3				1	1			1									2.7
6		1	1	3						1							2.2
1			1														1.5
1			1														1.1
3					1			1			1						4.4
1		1															1.0
1			1														1.3
1										1							5.0
5						2		1		2							4.0
2		1		1													1.5
17		5	2	9				1									1.7
1			1														1.3
8		1	2	3		1				1							2.1
1				1													2.0
1											1						7.0
1												1					6.0
8	1	2	3	1	1												1.4
2		1	1														1.2
3			1	1	1												1.9
1	1																0.2
6		2	1	1	1			1									1.9
1						1											2.7
2				2													1.8
7				1		3		1		1	1						4.2

NOTE: Be sure to check for related offense codes when examining a particular type of crime. They may or may not be in sequential order or even on the same page.

# C2 2003 Total Prisoner Population by Minimum Term Distribution — All Offenses: Female Totals Only

Page Five of Ten

C - 69

		GRAND TOTALS
		VIOLATIONS
		ATTEMPTS
		Max. Penalty
750.218-B	False Pretenses - Over \$100	10
	ATTEMPTS	
750.2184A	False Pretenses - Betw \$1K & <\$20K	5
	ATTEMPTS	
750.2185A	False Pretenses - \$20K or More	10
	ATTEMPTS	
750.224A	Weapon - Taser, Poss or Sale	4
	ATTEMPTS	
750.224F	Weapon - Firearm, Poss by Felon	5
	ATTEMPTS	
750.227	Carrying Concealed Weapons	5
	ATTEMPTS	
750.227B	Felony Firearm	10
	ATTEMPTS	
750.227B-A	Weapons - Felony Firearm	2
	ATTEMPTS	
750.234B	Firearm - Discharge In/At Dwelling	4
	ATTEMPTS	
750.248	Forgery of Records, Other	14
	Instruments	ATTEMPTS
750.249	Uttering & Publishing	14
	ATTEMPTS	
750.251	Forgery of Bank Bills/Promisory	7
	Notes	ATTEMPTS
750.253	Uttering & Publishing Counterfeit	5
	Bills or Notes	ATTEMPTS
750.285	Obtain Personal Identity Info	5
	w/o Permission	ATTEMPTS
750.316	First Degree Murder	LIFE
	ATTEMPTS	
750.316-A	Murder - 1st Degree -	LIFE
	Premeditated	ATTEMPTS
750.316-B	Murder - Felony	LIFE
	ATTEMPTS	
750.316-C	Murder - Open - Statutory	LIFE
	Short Form	ATTEMPTS
750.317	Second Degree Murder	LIFE
	ATTEMPTS	
750.321	Manslaughter	15
	ATTEMPTS	

TOTAL	.5	1	1.5	2	2.5	3	3.5	4	4.5	5	10	15	20	25	>25	LIFE	AVG
2,197	36	209	290	393	141	210	51	94	35	126	212	89	81	39	31	160	5.0
2,116	30	191	270	381	129	204	47	94	35	126	211	89	80	39	31	159	5.1
81	6	18	20	12	12	6	4				1		1			1	1.9
7		2	1	1	1		1			1							2.3
8		1	3		1	2	1										2.1
2		1		1													1.3
1			1														1.3
4			2			1	1										2.2
5		2		1		1	1										2.0
4				4													2.0
45				45													2.0
1		1															0.7
30		3	5	8	3	6		1			4						2.8
1							1										3.3
166	5	10	41	51	16	20	1	11	1	6	4						2.2
16		4	3	4	4	1											1.8
1								1									4.0
2				1			1										2.6
4		2	1			1											1.5
60																60	
1																1	
32						1							1			30	11.4
20																20	
13										1			1	1		10	15.8
219						3		1		5	32	47	54	26	26	25	18.7
1													1				20.0
13		1		1	1	2		1		2	4	1					5.8

NOTE: Be sure to check for related offense codes when examining a particular type of crime. They may or may not be in sequential order or even on the same page.

# C2 2003 Total Prisoner Population by Minimum Term Distribution — All Offenses: Female Totals Only

Page Six of Ten

C - 70

		GRAND TOTALS
		VIOLATIONS
		ATTEMPTS
		Max. Penalty
750.321-A	Manslaughter - Statutory Short Form	15 ATTEMPTS
750.321-C	Manslaughter - Involuntary	15 ATTEMPTS
750.321-E	Manslaughter with Motor Vehicle	15 ATTEMPTS
750.324	Negligent Homicide	2 ATTEMPTS
750.329	Death - Firearm without Malice	15 ATTEMPTS
750.329A	Suicide - Assisting	5 ATTEMPTS
750.338B	Gross Indecency Male and Female - Commit/Procure	5 ATTEMPTS
750.349	Kidnapping	LIFE ATTEMPTS
750.349A	Prisoner Taking a Hostage	LIFE ATTEMPTS
750.350	Kidnapping - Child Enticement	LIFE ATTEMPTS
750.356-A	Larceny - Over \$100 (obsolete)	5 ATTEMPTS
750.356A1	Larceny - From a Motor Vehicle	5 ATTEMPTS
750.356A2C1	Breaking and Entering - A Vehicle Steal Prop. \$1K - <\$20K	5 ATTEMPTS
750.356A3	Breaking and Entering - A Vehicle (with Damage)	5 ATTEMPTS
750.356C	Retail Fraud - 1st Degree	5 ATTEMPTS
750.3562A	Larceny - \$20,000 or More	10 ATTEMPTS
750.3562B	Larceny - \$1000 Or More but Less Than \$20,000 - 3rd Off	10 ATTEMPTS
750.3563A	Larceny - \$1,000 Or More But Less Than \$20,000	5 ATTEMPTS
750.3563B	Larceny - \$200 Or More But Less Than \$1,000 - 2nd Offense	5 ATTEMPTS
750.357	Larceny from Person	10 ATTEMPTS

TOTAL	.5	1	1.5	2	2.5	3	3.5	4	4.5	5	10	15	20	25	>25	LIFE	AVG
2,197	36	209	290	393	141	210	51	94	35	126	212	89	81	39	31	160	5.0
2,116	30	191	270	381	129	204	47	94	35	126	211	89	80	39	31	159	5.1
81	6	18	20	12	12	6	4				1		1			1	1.9
27				1	2	4	1	3		8	7	1					5.1
18			1	2	1		2	1	2	6	3						4.2
7						2				1	4						6.0
2			1	1													1.6
2							1			1							4.1
1			1														1.3
1				1													2.0
7			1							2		1	1		1	1	13.9
1												1					14.5
4	1					1	1			1							2.9
1						1											3.0
1				1													2.0
1			1														1.5
1	1																0.1
104	4	24	28	28	6	9	1	3			1						1.7
1							1										3.2
1								1									4.0
1		1															1.0
1			1														1.3
27	1	2	3	8	2	5		4		2							2.4
4			1		1	2											2.5

NOTE: Be sure to check for related offense codes when examining a particular type of crime. They may or may not be in sequential order or even on the same page.

# C2 2003 Total Prisoner Population by Minimum Term Distribution — All Offenses: Female Totals Only

Page Seven of Ten

C - 71

	GRAND TOTALS																	
	VIOLATIONS																	
	ATTEMPTS																	
	Max. Penalty																	
750.360	Larceny in Building	4																
	ATTEMPTS																	
750.3623A	Larceny - By Conversion Betw \$1K and <\$20K	5																
	ATTEMPTS																	
750.377A1B1	Mal Destr. of Personal Property Betw \$1K & <\$20K	5																
	ATTEMPTS																	
750.377B	Mal Destr. Police or Fire Dept Property	4																
	ATTEMPTS																	
750.411A1B	False Report of a Felony	4																
	ATTEMPTS																	
750.411A3A	False Report/Threat - Bomb, Harmful Materials	4																
	ATTEMPTS																	
750.411i	Stalking - Aggravated	5																
	ATTEMPTS																	
750.413	Unlawfully Driving Away an Automobile	5																
	ATTEMPTS																	
750.414	Unlawful Use Auto w/o Intent to Steal	2																
	ATTEMPTS																	
750.422	Perjury - Court Proceeding	15																
	ATTEMPTS																	
750.451-B	Prostitution - 3rd Offense	2																
	ATTEMPTS																	
750.455	Prostitution/Pandering	20																
	ATTEMPTS																	
750.459	Prostitution - Transporting Female (perhaps compel)	20																
	ATTEMPTS																	
750.479-B	Police Officer - Resist & Obstruct	2																
	ATTEMPTS																	
750.479A3	Police Officer - Fleeing 3rd Degree	5																
	ATTEMPTS																	
750.479A5	Police Officer - Fleeing (Penal Code) Death Resulting	15																
	ATTEMPTS																	
750.479B2	Peace Officer - Disarming Firearm	10																
	ATTEMPTS																	
750.4793	Public Officer - Assault or Obstruct Cause Injury	4																
	ATTEMPTS																	
750.483A2B	Interfering with Crime Report - Threat to Kill/Injure	10																
	ATTEMPTS																	
750.505-B	Accessory After the Fact to Felony	5																
	ATTEMPTS																	

TOTAL	.5	1	1.5	2	2.5	3	3.5	4	4.5	5	10	15	20	25	>25	LIFE	AVG
2,197	36	209	290	393	141	210	51	94	35	126	212	89	81	39	31	160	5.0
2,116	30	191	270	381	129	204	47	94	35	126	211	89	80	39	31	159	5.1
81	6	18	20	12	12	6	4				1		1			1	1.9
22	2	2	4	7	1	4		1		1							2.0
5		2	3														1.1
1						1											3.0
2			1			1											2.2
2			1		1												1.9
2			1			1											2.1
1		1															1.0
1									1								4.3
3						2	1										3.1
12		2		5	3	2											2.0
3			2		1												1.6
2				1							1						4.3
7		3	3	1													1.2
1						1											3.0
1													1				12.8
9	1	3	2	2		1											1.4
6			3	2										1			2.8
1						1											3.0
1																	2.5
1		1															1.0
1			1														1.5
2		1				1											2.0

NOTE: Be sure to check for related offense codes when examining a particular type of crime. They may or may not be in sequential order or even on the same page.

# C2 2003 Total Prisoner Population by Minimum Term Distribution — All Offenses: Female Totals Only

Page Eight of Ten

C - 72

		GRAND TOTALS
		VIOLATIONS
		ATTEMPTS
		Max. Penalty
750.520	Criminal Sexual Conduct (CSC)	LIFE
		ATTEMPTS
750.520B	CSC - 1st Degree - Multiple Variables	LIFE
		ATTEMPTS
750.520B1A	CSC - 1st Degree - Person Under 13	LIFE
		ATTEMPTS
750.520B1B	CSC - 1st Degree - Relationship	LIFE
		ATTEMPTS
750.520B1D	CSC - 1st Degree - Accomplices	LIFE
		ATTEMPTS
750.520B1F	CSC - 1st Degree - Personal Injury	LIFE
		ATTEMPTS
750.520C	CSC - 2nd Degree - Multiple Variables	15
		ATTEMPTS
750.520C1A	CSC - 2nd Degree - Person Under 13	15
		ATTEMPTS
750.520C1B	CSC - 2nd Degree - Relationship	15
		ATTEMPTS
750.520C1C	CSC - 2nd Degree - During Felony	15
		ATTEMPTS
750.520C1D	CSC - 2nd Degree - Accomplices	15
		ATTEMPTS
750.520D	CSC - 3rd Degree - Multiple Variables	15
		ATTEMPTS
750.520D1A	CSC - 3rd Degree - Person 13 Through 15	15
		ATTEMPTS
750.520D1B	CSC - 3rd Degree - Force or Coercion	15
		ATTEMPTS
750.520D1D	CSC - 3rd Degree - Incest	15
		ATTEMPTS
750.520E1A-A	CSC - 4th Degree - Person 13 Through 15	2
		ATTEMPTS
750.520G1	CSC - Assault with Intent to Commit Sexual Penetration	10
		ATTEMPTS
750.529	Robbery - Armed	LIFE
		ATTEMPTS
750.529A	Car Jacking	LIFE
		ATTEMPTS
750.530	Robbery - Unarmed	15
		ATTEMPTS

TOTAL	.5	1	1.5	2	2.5	3	3.5	4	4.5	5	10	15	20	25	>25	LIFE	AVG
2,197	36	209	290	393	141	210	51	94	35	126	212	89	81	39	31	160	5.0
2,116	30	191	270	381	129	204	47	94	35	126	211	89	80	39	31	159	5.1
81	6	18	20	12	12	6	4				1		1			1	1.9
1											1						5.9
17											3	1	6	3	1	3	19.1
1											1						6.0
25				1						2	10	5	4	3			12.5
1					1												2.5
1											1						8.0
7							1	1			3	2					9.2
1								1									4.0
5				1		4											2.8
23			2	4	2	3	1	2		6	2		1				4.6
5				1		1		2			1						3.7
1						1											3.0
1							1										3.3
8	2	1				1		1			3						4.1
21	2	2	5	3	4	1	1			1	2						2.8
1	1																1.0
1									1								4.3
2					1						1						4.8
2			2														1.3
3			3														1.4
126			1	6	8	9	10	10	10	16	36	10	5		1	4	6.5
1				1													2.0
14			2	1	3	2	1	2	1	1				1			4.4
46		4	4	9	3	5	3	6		5	7						3.5
3		1			1	1											2.0

NOTE: Be sure to check for related offense codes when examining a particular type of crime. They may or may not be in sequential order or even on the same page.



# C2 2003 Total Prisoner Population by Minimum Term Distribution — All Offenses: Female Totals Only

Page Nine of Ten

C - 73

		GRAND TOTALS
		VIOLATIONS
		ATTEMPTS
		Max. Penalty
750.531	Robbery, Bank/Safe/Vault	LIFE
		ATTEMPTS
750.531-A	Bank Robbery	LIFE
		ATTEMPTS
750.535-A	Stolen Property - Receiving & Concealing Over \$100	5
		ATTEMPTS
750.5352A	Stolen Property - Rec & Conc \$20K+	10
		ATTEMPTS
750.5353A	Stolen Property - Rec & Conc Betw \$1K & <\$20K	5
		ATTEMPTS
750.5354A	Stolen Prop - Rec & Conc Betw \$200 & <\$1K	1
		ATTEMPTS
750.72	Burning Dwelling House	20
		ATTEMPTS
750.72-A	Arson - Dwelling House	20
		ATTEMPTS
750.72-B	Arson - Dwelling House Curtilage	20
		ATTEMPTS
750.73	Arson - Real Property	10
		ATTEMPTS
750.75	Arson - Insured Property	10
		ATTEMPTS
750.77	Arson - Preparing to Burn	10
		ATTEMPTS
750.771D1	Arson - Prepare to Burn Prop \$20K+	10
		ATTEMPTS
750.81D1	Resist/Obstruct/Assault Peace Officer	2
		ATTEMPTS
750.81D2	Resist/Obstruct/Assault Peace Officer - Cause Inj	4
		ATTEMPTS
750.814	Domestic Violence 3rd Offense	2
		ATTEMPTS
750.82	Felonious Assault	4
		ATTEMPTS
750.83	Asslt w/Int to Commit Murder	LIFE
		ATTEMPTS
750.84	Asslt w/Int Gr Bod Hrm Less Murder	10
		ATTEMPTS
750.86	Assault w/Intent to Maim	10
		ATTEMPTS

TOTAL	.5	1	1.5	2	2.5	3	3.5	4	4.5	5	10	15	20	25	>25	LIFE	AVG
2,197	36	209	290	393	141	210	51	94	35	126	212	89	81	39	31	160	5.0
2,116	30	191	270	381	129	204	47	94	35	126	211	89	80	39	31	159	5.1
81	6	18	20	12	12	6	4				1		1			1	1.9
1														1			25.0
14		2	2	3	2	1		1	1	1	1						2.9
5		2	1	1						1							2.1
1			1														1.3
1		1															0.8
10	1	3	2	1	1	1		1									1.7
1				1													1.7
1						1											2.8
3		1		1							1						2.6
18			1	6	1	4		1	3		1	1					3.4
1					1												2.5
1								1									3.8
6		1				2	1			1	1						3.6
1	1																0.5
1										1							5.0
1	1																0.5
1											1						6.0
3		1	2														1.2
1		1															1.0
2			1	1													1.6
54	5	15	14	11	3	5		1									1.5
6	1	2	3														0.9
33						1	1	1	1	2	10	11	2	3	1		11.9
68	3	6	8	17	6	9	2	4	1	10	2						2.6
4			2	1			1										1.9
1				1													1.9

NOTE: Be sure to check for related offense codes when examining a particular type of crime. They may or may not be in sequential order or even on the same page.

# C2 2003 Total Prisoner Population by Minimum Term Distribution — All Offenses: Female Totals Only

Page Ten of Ten

C - 74

	GRAND TOTALS	
	VIOLATIONS	
	ATTEMPTS	
	Max. Penalty	
750.87	Asslt w/Intent to Commit Felony	10
	ATTEMPTS	
750.88	Asslt w/Intent to Rob & Steal	15
	Unarmed	
	ATTEMPTS	
750.89	Asslt w/Intent to Rob & Steal	LIFE
	Armed	
	ATTEMPTS	
750.91	Attempt to Murder	LIFE
	ATTEMPTS	
752.7973B	Computers-Use to Commit Crime	2
	Penalty Betw 1-2 Yr	
	ATTEMPTS	
752.861	Weapons - Firearms, Careless Use	2
	Causing Injury/Death	
	ATTEMPTS	
800.2811	Prisons - Furnish Contraband to	5
	Prisoner in Prison	
	ATTEMPTS	
800.2813	Prisons - Bringing Contraband Into	5
	ATTEMPTS	
801.2631	Jail - Furnish Contraband to Prisoner	1
	ATTEMPTS	

TOTAL	.5	1	1.5	2	2.5	3	3.5	4	4.5	5	10	15	20	25	>25	LIFE	AVG
2,197	36	209	290	393	141	210	51	94	35	126	212	89	81	39	31	160	5.0
2,116	30	191	270	381	129	204	47	94	35	126	211	89	80	39	31	159	5.1
81	6	18	20	12	12	6	4				1		1			1	1.9
1				1													1.9
6			1			2					3						4.5
22		1		1	3	1	2	3	2	2	3	4					5.8
5								1			4						7.3
1		1															0.8
1			1														1.3
1			1														1.5
1								1									4.0
1				1													2.0

**NOTES: Be sure to check for related offense codes when examining a particular type of crime. They may or may not be in sequential order or even on the same page.**

Total Prisoner Population includes prisoners in institutions, camps, the SAI - Prison program and Community Residential Programs.

Largest minimum term is reported.

When minimum terms exceed maximum penalties, that may be due to anomalies in criminal justice practices, habitualized offenses, database errors, etc.

Each minimum term category is rounded up from the preceding category (for example, the ten-year category includes all minimums longer than five years up to exactly ten years).

Minimum term averages are based on raw data (with life sentences excluded from the calculations).

SOURCE: Corrections Management Information System (CMIS).

# C3a Age Breakdown of Total Prisoner Population by Location as of December 2003

Page One of Three

C - 75

INSTITUTION	< 20	20-24	25-29	30-34	35-39	40-44	45-49	50-54	55-59	60-64	65-69	70-74	75-79	80+	MED AGE	AVG AGE	COUNT
Alger Max Corr Fac	1	75	118	100	91	80	28	22	12	3	1	1	1		33	34.3	533
Percentages	0.2	14.1	22.1	18.8	17.1	15.0	5.3	4.1	2.3	0.6	0.2	0.2	0.2				
Baraga Max Corr Fac	6	124	182	161	120	136	56	24	9	5	4				33	33.9	827
Percentages	0.7	15.0	22.0	19.5	14.5	16.4	6.8	2.9	1.1	0.6	0.5						
Bellamy Creek Corr Fac	22	498	375	295	237	159	124	49	21	4	3				29	31.5	1,787
Percentages	1.2	27.9	21.0	16.5	13.3	8.9	6.9	2.7	1.2	0.2	0.2						
Boyer Road Corr Fac	2	81	153	180	149	130	122	66	26	21	6	6	1		36	37.8	943
Percentages	0.2	8.6	16.2	19.1	15.8	13.8	12.9	7.0	2.8	2.2	0.6	0.6	0.1				
Carson City Corr Fac	9	196	221	219	185	140	124	64	39	22	8	1	2	1	34	35.5	1,231
Percentages	0.7	15.9	18.0	17.8	15.0	11.4	10.1	5.2	3.2	1.8	0.6	0.1	0.2	0.1			
Chippewa Corr Facility	21	264	229	183	175	113	68	41	16	8	2	1			31	32.4	1,121
Percentages	1.9	23.6	20.4	16.3	15.6	10.1	6.1	3.7	1.4	0.7	0.2	0.1					
Cooper St. Corr Facility	9	120	166	218	242	210	149	76	54	19	8	4	5		37	37.8	1,280
Percentages	0.7	9.4	13.0	17.0	18.9	16.4	11.6	5.9	4.2	1.5	0.6	0.3	0.4				
Deerfield Corr Fac	14	129	128	120	149	156	118	59	47	13	11	9	2	2	37	37.9	957
Percentages	1.5	13.5	13.4	12.5	15.6	16.3	12.3	6.2	4.9	1.4	1.1	0.9	0.2	0.2			
Earnest C. Brooks Corr	9	158	204	217	191	184	111	71	42	19	10	2	2		35	36.3	1,220
Percentages	0.7	13.0	16.7	17.8	15.7	15.1	9.1	5.8	3.4	1.6	0.8	0.2	0.2				
Female Camps	1	88	106	99	120	66	37	16	4	1	1				33	33.6	539
Percentages	0.2	16.3	19.7	18.4	22.3	12.2	6.9	3.0	0.7	0.2	0.2						
Female Elec. Monitoring		1	7	8	13	6	8	5							37.5	38.4	48
Percentages		2.1	14.6	16.7	27.1	12.5	16.7	10.4									
Female Residential Ctrs			2	4	4	5	1	2							38.5	37.9	18
Percentages			11.1	22.2	22.2	27.8	5.6	11.1									
Florence Crane Corr Fac	7	104	114	147	134	179	113	81	35	15	9	5	2	3	38	38.5	948
Percentages	0.7	11.0	12.0	15.5	14.1	18.9	11.9	8.5	3.7	1.6	0.9	0.5	0.2	0.3			
G. Robert Cotton Corr	5	179	248	282	263	238	195	126	62	33	23	17	4	1	37	38.2	1,676
Percentages	0.3	10.7	14.8	16.8	15.7	14.2	11.6	7.5	3.7	2.0	1.4	1.0	0.2	0.1			
Gus Harrison Corr Fac	15	133	168	176	175	172	121	82	34	11	10	2	1		36	36.8	1,100
Percentages	1.4	12.1	15.3	16.0	15.9	15.6	11.0	7.5	3.1	1.0	0.9	0.2	0.1				
Hiawatha Corr Fac	4	75	134	145	160	157	130	86	30	21	12	1	2		38	38.8	957
Percentages	0.4	7.8	14.0	15.2	16.7	16.4	13.6	9.0	3.1	2.2	1.3	0.1	0.2				
Huron Valley Female Ctr.		3	1	4	4	6	3	1	1						39	37.4	23
Percentages		13.0	4.3	17.4	17.4	26.1	13.0	4.3	4.3								
Huron Valley Male Ctr.		14	17	27	17	25	29	27	12	10	6	2	2		43	42.7	188
Percentages		7.4	9.0	14.4	9.0	13.3	15.4	14.4	6.4	5.3	3.2	1.1	1.1				
Huron Valley Men's Corr	14	75	74	67	87	77	54	28	14	4	5	3		2	36	36.3	504
Percentages	2.8	14.9	14.7	13.3	17.3	15.3	10.7	5.6	2.8	0.8	1.0	0.6		0.4			
Ionia Max Corr Fac		49	88	130	109	97	54	38	12	9	5				36	36.9	591
Percentages		8.3	14.9	22.0	18.4	16.4	9.1	6.4	2.0	1.5	0.8						
Kinross Corr Fac	10	90	160	171	222	196	139	100	64	22	14	3	3		38	38.9	1,194
Percentages	0.8	7.5	13.4	14.3	18.6	16.4	11.6	8.4	5.4	1.8	1.2	0.3	0.3				
Lakeland Corr Fac	10	112	153	184	211	157	138	113	50	46	27	25	5	13	38	40.4	1,244
Percentages	0.8	9.0	12.3	14.8	17.0	12.6	11.1	9.1	4.0	3.7	2.2	2.0	0.4	1.0			

# C3a Age Breakdown of Total Prisoner Population by Location as of December 2003

Page Two of Three

INSTITUTION	< 20	20-24	25-29	30-34	35-39	40-44	45-49	50-54	55-59	60-64	65-69	70-74	75-79	80+	MED AGE	AVG AGE	COUNT
Macomb Corr Fac	2	178	200	231	185	167	135	66	35	20	6	4			35	36.0	1,229
Percentages	0.2	14.5	16.3	18.8	15.1	13.6	11.0	5.4	2.8	1.6	0.5	0.3					
Male Camps	25	457	504	435	340	259	164	80	26	15	1	2			31	32.9	2,308
Percentages	1.1	19.8	21.8	18.8	14.7	11.2	7.1	3.5	1.1	0.6		0.1					
Male Elec. Monitoring		41	38	42	35	24	21	8	8	2					33	34.4	219
Percentages		18.7	17.4	19.2	16.0	11.0	9.6	3.7	3.7	0.9							
Male Residential Ctrs	1	31	33	35	26	30	16	7	7		2				33	35.1	188
Percentages	0.5	16.5	17.6	18.6	13.8	16.0	8.5	3.7	3.7		1.1						
Marquette Branch Prison	4	132	182	158	181	168	112	76	52	27	6	1	4		36	37.5	1,103
Percentages	0.4	12.0	16.5	14.3	16.4	15.2	10.2	6.9	4.7	2.4	0.5	0.1	0.4				
Michigan Youth Corr	480														19	18.3	480
Percentages	100.0																
Mid-Mich Corr Fac	5	103	138	163	146	151	114	66	36	14	9	2	3		37	37.6	950
Percentages	0.5	10.8	14.5	17.2	15.4	15.9	12.0	6.9	3.8	1.5	0.9	0.2	0.3				
Mound Corr Fac	8	100	144	215	188	137	116	81	36	15	6	2	1	1	36	37.3	1,050
Percentages	0.8	9.5	13.7	20.5	17.9	13.0	11.0	7.7	3.4	1.4	0.6	0.2	0.1	0.1			
Muskegon Corr Fac	4	119	212	225	202	201	154	103	54	28	7	7		1	37	37.9	1,317
Percentages	0.3	9.0	16.1	17.1	15.3	15.3	11.7	7.8	4.1	2.1	0.5	0.5		0.1			
Newberry Corr Fac	16	161	162	153	148	130	82	50	14	9	2	1			34	34.5	928
Percentages	1.7	17.3	17.5	16.5	15.9	14.0	8.8	5.4	1.5	1.0	0.2	0.1					
Oaks Corr Fac	2	64	131	110	76	64	48	30	17	8	1	1	1		33	35.1	553
Percentages	0.4	11.6	23.7	19.9	13.7	11.6	8.7	5.4	3.1	1.4	0.2	0.2	0.2				
Ojibway Corr Fac	21	183	173	185	147	121	73	38	10	5	2				32	33.3	958
Percentages	2.2	19.1	18.1	19.3	15.3	12.6	7.6	4.0	1.0	0.5	0.2						
Parnall Corr Fac	6	107	153	178	197	215	204	120	79	45	27	12	10	5	41	40.9	1,358
Percentages	0.4	7.9	11.3	13.1	14.5	15.8	15.0	8.8	5.8	3.3	2.0	0.9	0.7	0.4			
Parr Highway Corr Fac	9	95	140	142	175	152	101	84	26	14	9	4			37	37.6	951
Percentages	0.9	10.0	14.7	14.9	18.4	16.0	10.6	8.8	2.7	1.5	0.9	0.4					
Pine River Corr Fac	12	111	153	166	151	155	92	52	27	21	8	2			36	36.5	950
Percentages	1.3	11.7	16.1	17.5	15.9	16.3	9.7	5.5	2.8	2.2	0.8	0.2					
Pugsley Corr Fac	7	92	141	167	161	174	106	63	16	11	7	1	2		37	37.1	948
Percentages	0.7	9.7	14.9	17.6	17.0	18.4	11.2	6.6	1.7	1.2	0.7	0.1	0.2				
Rich. A. Handlon MTU	92	854	313	21	9	6	5	4	2						23	23.3	1,306
Percentages	7.0	65.4	24.0	1.6	0.7	0.5	0.4	0.3	0.2								
Riverside Corr Fac	7	99	150	200	190	212	146	91	50	17	11	5	1	1	38	38.5	1,180
Percentages	0.6	8.4	12.7	16.9	16.1	18.0	12.4	7.7	4.2	1.4	0.9	0.4	0.1	0.1			
Robert Scott Corr Fac	18	105	137	143	151	117	93	50	18	9	4	1			36	35.9	846
Percentages	2.1	12.4	16.2	16.9	17.8	13.8	11.0	5.9	2.1	1.1	0.5	0.1					
Ryan Corr Fac	8	87	134	185	178	167	115	87	44	18	7	3	2	2	37	38.3	1,037
Percentages	0.8	8.4	12.9	17.8	17.2	16.1	11.1	8.4	4.2	1.7	0.7	0.3	0.2	0.2			
Saginaw Corr Fac	15	207	267	271	224	178	139	82	55	23	11	1	1		34	35.7	1,474
Percentages	1.0	14.0	18.1	18.4	15.2	12.1	9.4	5.6	3.7	1.6	0.7	0.1	0.1				
Southern MI Corr Fac	13	161	184	196	216	207	180	106	78	42	14	8	4		38	38.7	1,409
Percentages	0.9	11.4	13.1	13.9	15.3	14.7	12.8	7.5	5.5	3.0	1.0	0.6	0.3				

# C3a Age Breakdown of Total Prisoner Population by Location as of December 2003

Page Three of Three

INSTITUTION	< 20	20-24	25-29	30-34	35-39	40-44	45-49	50-54	55-59	60-64	65-69	70-74	75-79	80+	MED AGE	AVG AGE	COUNT
SPSM Reception & Guid Percentages	86 4.8	352 19.6	291 16.2	257 14.3	259 14.4	226 12.6	142 7.9	77 4.3	35 1.9	24 1.3	18 1.0	15 0.8	12 0.7	4 0.2	33	34.6	1,798
St. Louis Corr Fac Percentages	6 0.5	298 24.9	277 23.1	216 18.0	135 11.3	126 10.5	74 6.2	41 3.4	15 1.3	5 0.4	5 0.4	1 0.1			30	32.1	1,199
Standish Max Corr Fac Percentages	4 0.9	74 15.8	78 16.7	86 18.4	88 18.8	65 13.9	36 7.7	21 4.5	12 2.6	3 0.6	1 0.2				34	34.7	468
Straits Corr Facility Percentages	10 1.0	128 13.4	137 14.3	140 14.6	163 17.0	147 15.4	123 12.9	58 6.1	25 2.6	20 2.1	6 0.6				36	36.8	957
Thumb Corr Fac Percentages	8 0.7	169 14.6	171 14.8	190 16.4	171 14.8	170 14.7	129 11.1	75 6.5	51 4.4	12 1.0	8 0.7	3 0.3	1 0.1		36	36.7	1,158
West Shoreline Corr Fac Percentages	4 0.4	107 11.2	98 10.3	137 14.4	147 15.4	157 16.5	116 12.2	73 7.7	49 5.1	37 3.9	12 1.3	12 1.3	4 0.4		39	39.7	953
Western Wayne Corr Percentages	8 0.9	91 10.5	118 13.7	126 14.6	179 20.7	147 17.0	113 13.1	46 5.3	20 2.3	9 1.0	5 0.6	1 0.1			37	36.9	863
Total Percentages	1,040 2.1	7,274 14.8	7,907 16.1	7,910 16.1	7,526 15.3	6,762 13.8	4,871 9.9	2,912 5.9	1,481 3.0	739 1.5	360 0.7	171 0.3	78 0.2	36 0.1	35	35.9	49,357*

SOURCE: Corrections Management Information System (CMIS).

\*Total unreported = 290 (excluded from % calculations).

# C3b Age Breakdown of White Prisoner Population by Location as of December 2003

Page One of Three

C - 78

INSTITUTION	< 20	20-24	25-29	30-34	35-39	40-44	45-49	50-54	55-59	60-64	65-69	70-74	75-79	80+	MED AGE	AVG AGE	COUNT
Alger Max Corr Fac Percentages		23 19.2	21 17.5	23 19.2	18 15.0	17 14.2	5 4.2	4 3.3	6 5.0	1 0.8		1 0.8	1 0.8		32	35.0	120
Baraga Max Corr Fac Percentages	4 1.8	38 16.7	47 20.6	46 20.2	25 11.0	38 16.7	17 7.5	7 3.1	3 1.3	1 0.4	2 0.9				32	33.7	228
Bellamy Creek Corr Fac Percentages	6 0.9	185 28.8	117 18.2	102 15.9	89 13.8	63 9.8	43 6.7	23 3.6	10 1.6	3 0.5	2 0.3				30	32.0	643
Boyer Road Corr Fac Percentages	2 0.5	42 9.9	58 13.6	69 16.2	66 15.5	67 15.7	57 13.4	28 6.6	16 3.8	11 2.6	5 1.2	4 0.9	1 0.2		38	38.6	426
Carson City Corr Fac Percentages	3 0.6	78 15.2	82 16.0	81 15.8	74 14.4	74 14.4	55 10.7	29 5.7	20 3.9	13 2.5	2 0.4	1 0.2	1 0.2		35	36.5	513
Chippewa Corr Facility Percentages	5 1.1	103 23.6	90 20.6	63 14.4	59 13.5	42 9.6	32 7.3	26 5.9	9 2.1	7 1.6	1 0.2				31	33.4	437
Cooper St. Corr Facility Percentages	4 0.6	62 9.5	73 11.2	104 16.0	118 18.1	109 16.7	80 12.3	40 6.1	32 4.9	15 2.3	6 0.9	4 0.6	4 0.6		38	38.8	651
Deerfield Corr Fac Percentages	10 2.1	61 12.6	51 10.5	59 12.2	61 12.6	90 18.6	70 14.4	30 6.2	27 5.6	7 1.4	9 1.9	7 1.4	2 0.4	1 0.2	40	39.2	485
Earnest C. Brooks Corr Percentages	3 0.6	61 12.1	79 15.6	70 13.8	80 15.8	82 16.2	60 11.9	31 6.1	21 4.2	11 2.2	7 1.4		1 0.2		37	37.6	506
Female Camps Percentages	1 0.5	34 15.5	40 18.2	26 11.8	59 26.8	32 14.5	15 6.8	9 4.1	3 1.4	1 0.5					36	34.6	220
Female Elec. Monitoring Percentages			6 19.4	5 16.1	10 32.3	4 12.9	4 12.9	2 6.5							37	37.3	31
Female Residential Ctrs Percentages			1 8.3	2 16.7	4 33.3	3 25.0	1 8.3	1 8.3							38.5	38.6	12
Florence Crane Corr Fac Percentages	4 0.8	53 10.4	55 10.8	76 14.9	67 13.1	99 19.4	67 13.1	46 9.0	18 3.5	11 2.2	7 1.4	3 0.6	2 0.4	3 0.6	40	39.4	511
G. Robert Cotton Corr Percentages	3 0.4	70 9.8	93 13.0	102 14.2	109 15.2	114 15.9	88 12.3	49 6.8	35 4.9	23 3.2	16 2.2	11 1.5	3 0.4	1 0.1	39	39.7	717
Gus Harrison Corr Fac Percentages	6 1.2	64 12.9	66 13.3	76 15.3	80 16.1	69 13.9	64 12.9	37 7.5	17 3.4	5 1.0	10 2.0	1 0.2	1 0.2		37	37.5	496
Hiawatha Corr Fac Percentages	3 0.5	47 8.0	70 11.9	74 12.6	103 17.5	101 17.1	79 13.4	55 9.3	27 4.6	16 2.7	11 1.9	1 0.2	2 0.3		39	39.8	589
Huron Valley Female Ctr. Percentages		1 12.5	1 12.5	1 12.5		4 50.0	1 12.5								40	36.0	8
Huron Valley Male Ctr. Percentages		4 5.6	4 5.6	9 12.7	7 9.9	9 12.7	9 12.7	7 9.9	6 8.5	8 11.3	4 5.6	2 2.8	2 2.8		46	46.5	71
Huron Valley Men's Corr Percentages	8 4.0	36 17.9	34 16.9	20 10.0	29 14.4	29 14.4	23 11.4	9 4.5	5 2.5	3 1.5	3 1.5	1 0.5		1 0.5	35	35.5	201
Ionia Max Corr Fac Percentages		20 12.0	25 15.1	29 17.5	31 18.7	26 15.7	14 8.4	14 8.4	3 1.8	2 1.2	2 1.2				36	36.6	166
Kinross Corr Fac Percentages	9 1.3	61 8.5	85 11.9	92 12.8	121 16.9	123 17.2	82 11.5	62 8.7	47 6.6	18 2.5	12 1.7	1 0.1	3 0.4		39	39.6	716
Lakeland Corr Fac Percentages	4 0.7	52 8.8	70 11.8	71 12.0	100 16.8	65 10.9	71 12.0	55 9.3	23 3.9	31 5.2	16 2.7	22 3.7	3 0.5	11 1.9	39.5	42.2	594

# C3b Age Breakdown of White Prisoner Population by Location as of December 2003

Page Two of Three

C - 79

INSTITUTION	< 20	20-24	25-29	30-34	35-39	40-44	45-49	50-54	55-59	60-64	65-69	70-74	75-79	80+	MED AGE	AVG AGE	COUNT
Macomb Corr Fac		53	49	50	54	64	49	18	14	9	5	3			37	37.7	368
Percentages		14.4	13.3	13.6	14.7	17.4	13.3	4.9	3.8	2.4	1.4	0.8					
Male Camps	12	180	177	158	154	137	79	34	16	8	1	1			33	34.0	957
Percentages	1.3	18.8	18.5	16.5	16.1	14.3	8.3	3.6	1.7	0.8	0.1	0.1					
Male Elec. Monitoring		28	19	19	22	14	11	6	5	1					34	34.5	125
Percentages		22.4	15.2	15.2	17.6	11.2	8.8	4.8	4.0	0.8							
Male Residential Ctrs	1	18	14	25	18	21	8	3	3		2				34	35.3	113
Percentages	0.9	15.9	12.4	22.1	15.9	18.6	7.1	2.7	2.7		1.8						
Marquette Branch Prison	2	51	57	46	68	87	54	41	32	23	6	1	4		40	40.4	472
Percentages	0.4	10.8	12.1	9.7	14.4	18.4	11.4	8.7	6.8	4.9	1.3	0.2	0.8				
Michigan Youth Corr	170														18.5	18.4	170
Percentages	100.0																
Mid-Mich Corr Fac	3	67	68	74	75	88	67	43	28	12	6	2	3		38	38.6	536
Percentages	0.6	12.5	12.7	13.8	14.0	16.4	12.5	8.0	5.2	2.2	1.1	0.4	0.6				
Mound Corr Fac	2	28	33	41	58	36	29	21	9	9	3	1			38	38.3	270
Percentages	0.7	10.4	12.2	15.2	21.5	13.3	10.7	7.8	3.3	3.3	1.1	0.4					
Muskegon Corr Fac	2	61	77	95	78	85	76	42	36	15	7	6			38	38.9	580
Percentages	0.3	10.5	13.3	16.4	13.4	14.7	13.1	7.2	6.2	2.6	1.2	1.0					
Newberry Corr Fac	5	49	67	57	56	46	32	19	7	4	2				34	35.2	344
Percentages	1.5	14.2	19.5	16.6	16.3	13.4	9.3	5.5	2.0	1.2	0.6						
Oaks Corr Fac	1	24	30	37	22	21	12	17	3	5	1	1	1		34	36.4	175
Percentages	0.6	13.7	17.1	21.1	12.6	12.0	6.9	9.7	1.7	2.9	0.6	0.6	0.6				
Ojibway Corr Fac	9	78	62	67	56	45	27	17	4	2	2				32	33.3	369
Percentages	2.4	21.1	16.8	18.2	15.2	12.2	7.3	4.6	1.1	0.5	0.5						
Parnall Corr Fac	4	50	71	84	117	126	106	68	44	32	25	11	9	3	42	42.5	750
Percentages	0.5	6.7	9.5	11.2	15.6	16.8	14.1	9.1	5.9	4.3	3.3	1.5	1.2	0.4			
Parr Highway Corr Fac	4	44	67	70	84	84	55	52	16	14	7	3			38	38.9	500
Percentages	0.8	8.8	13.4	14.0	16.8	16.8	11.0	10.4	3.2	2.8	1.4	0.6					
Pine River Corr Fac	7	58	68	80	74	85	51	31	19	18	8	2			37	37.8	501
Percentages	1.4	11.6	13.6	16.0	14.8	17.0	10.2	6.2	3.8	3.6	1.6	0.4					
Pugsley Corr Fac	5	61	68	77	82	89	58	32	11	6	6	1	2		37	37.2	498
Percentages	1.0	12.2	13.7	15.5	16.5	17.9	11.6	6.4	2.2	1.2	1.2	0.2	0.4				
Rich. A. Handlon MTU	50	411	141	17	5	5	5	4	1						23	23.6	639
Percentages	7.8	64.3	22.1	2.7	0.8	0.8	0.8	0.6	0.2								
Riverside Corr Fac	5	44	68	82	80	101	57	47	25	12	8	4			39	39.0	533
Percentages	0.9	8.3	12.8	15.4	15.0	18.9	10.7	8.8	4.7	2.3	1.5	0.8					
Robert Scott Corr Fac	7	55	38	57	66	61	35	27	13	2	3	1			36	36.7	365
Percentages	1.9	15.1	10.4	15.6	18.1	16.7	9.6	7.4	3.6	0.5	0.8	0.3					
Ryan Corr Fac	2	22	22	40	39	51	32	16	18	4	2	1			39	39.2	249
Percentages	0.8	8.8	8.8	16.1	15.7	20.5	12.9	6.4	7.2	1.6	0.8	0.4					
Saginaw Corr Fac	6	74	88	106	91	90	61	35	29	14	9	1	1		36	37.4	605
Percentages	1.0	12.2	14.5	17.5	15.0	14.9	10.1	5.8	4.8	2.3	1.5	0.2	0.2				
Southern MI Corr Fac	8	67	67	73	84	86	65	37	35	21	7	7	4		38	39.3	561
Percentages	1.4	11.9	11.9	13.0	15.0	15.3	11.6	6.6	6.2	3.7	1.2	1.2	0.7				

# C3b Age Breakdown of Total Prisoner Population by Location as of December 2003

Page Three of Three

INSTITUTION	< 20	20-24	25-29	30-34	35-39	40-44	45-49	50-54	55-59	60-64	65-69	70-74	75-79	80+	MED AGE	AVG AGE	COUNT
SPSM Reception & Guid	36 4.2	175 20.6	124 14.6	102 12.0	120 14.1	114 13.4	61 7.2	43 5.1	21 2.5	19 2.2	13 1.5	12 1.4	8 0.9	3 0.4	34	35.8	851
St. Louis Corr Fac	2 0.6	83 23.4	82 23.1	54 15.2	42 11.8	40 11.3	25 7.0	12 3.4	8 2.3	3 0.8	3 0.8	1 0.3			31	33.1	355
Standish Max Corr Fac	3 1.7	33 18.4	33 18.4	32 17.9	27 15.1	24 13.4	11 6.1	6 3.4	7 3.9	2 1.1	1 0.6				33	34.0	179
Straits Corr Facility	6 1.3	52 11.5	52 11.5	54 12.0	74 16.4	76 16.9	70 15.5	32 7.1	15 3.3	16 3.5	4 0.9				39	38.5	451
Thumb Corr Fac	1 0.2	72 14.0	74 14.3	73 14.1	69 13.4	101 19.6	58 11.2	31 6.0	23 4.5	6 1.2	7 1.4		1 0.2		37	37.4	516
West Shoreline Corr Fac	2 0.3	70 11.4	53 8.6	88 14.4	84 13.7	98 16.0	75 12.2	51 8.3	39 6.4	28 4.6	12 2.0	10 1.6	3 0.5		40	40.7	613
Western Wayne Corr	3 0.7	52 12.7	59 14.4	56 13.6	91 22.1	74 18.0	46 11.2	14 3.4	9 2.2	4 1.0	2 0.5	1 0.2			36	36.3	411
Total	433 2.0	3,155 14.7	2,996 14.0	3,014 14.1	3,200 15.0	3,209 15.0	2,252 10.5	1,363 6.4	818 3.8	476 2.2	267 1.2	129 0.6	62 0.3	23 0.1	36	37.1	21,397

SOURCE: Corrections Management Information System (CMIS).



# C3c Age Breakdown of Non-White Prisoner Population by Location as of December 2003

Page One of Three

C - 81

INSTITUTION	< 20	20-24	25-29	30-34	35-39	40-44	45-49	50-54	55-59	60-64	65-69	70-74	75-79	80+	MED AGE	AVG AGE	COUNT
Alger Max Corr Fac	1	52	97	77	73	63	23	18	6	2	1				33	34.2	413
Percentages	0.2	12.6	23.5	18.6	17.7	15.3	5.6	4.4	1.5	0.5	0.2						
Baraga Max Corr Fac	2	86	135	115	95	98	39	17	6	4	2				33	34.0	599
Percentages	0.3	14.4	22.5	19.2	15.9	16.4	6.5	2.8	1.0	0.7	0.3						
Bellamy Creek Corr Fac	16	313	258	193	148	96	81	26	11	1	1				29	31.1	1,144
Percentages	1.4	27.4	22.6	16.9	12.9	8.4	7.1	2.3	1.0	0.1	0.1						
Boyer Road Corr Fac		39	95	111	83	63	65	38	10	10	1	2			35	37.1	517
Percentages		7.5	18.4	21.5	16.1	12.2	12.6	7.4	1.9	1.9	0.2	0.4					
Carson City Corr Fac	6	118	139	138	111	66	69	35	19	9	6		1	1	33	34.8	718
Percentages	0.8	16.4	19.4	19.2	15.5	9.2	9.6	4.9	2.6	1.3	0.8		0.1	0.1			
Chippewa Corr Facility	16	161	139	120	116	71	36	15	7	1	1	1			30	31.8	684
Percentages	2.3	23.5	20.3	17.5	17.0	10.4	5.3	2.2	1.0	0.1	0.1	0.1					
Cooper St. Corr Facility	5	58	93	114	124	101	69	36	22	4	2		1		36	36.7	629
Percentages	0.8	9.2	14.8	18.1	19.7	16.1	11.0	5.7	3.5	0.6	0.3		0.2				
Deerfield Corr Fac	4	68	77	61	88	66	48	29	20	6	2	2		1	36	36.5	472
Percentages	0.8	14.4	16.3	12.9	18.6	14.0	10.2	6.1	4.2	1.3	0.4	0.4		0.2			
Earnest C. Brooks Corr	6	97	125	147	111	102	51	40	21	8	3	2	1		34	35.3	714
Percentages	0.8	13.6	17.5	20.6	15.5	14.3	7.1	5.6	2.9	1.1	0.4	0.3	0.1				
Female Camps		54	66	73	61	34	22	7	1		1				32	33.0	319
Percentages		16.9	20.7	22.9	19.1	10.7	6.9	2.2	0.3		0.3						
Female Elec. Monitoring		1	1	3	3	2	4	3							41	40.6	17
Percentages		5.9	5.9	17.6	17.6	11.8	23.5	17.6									
Female Residential Ctrs			1	2		2		1							36	36.7	6
Percentages			16.7	33.3		33.3		16.7									
Florence Crane Corr Fac	3	51	59	71	67	80	46	35	17	4	2	2			37	37.4	437
Percentages	0.7	11.7	13.5	16.2	15.3	18.3	10.5	8.0	3.9	0.9	0.5	0.5					
G. Robert Cotton Corr	2	109	155	180	154	124	107	77	27	10	7	6	1		36	37.0	959
Percentages	0.2	11.4	16.2	18.8	16.1	12.9	11.2	8.0	2.8	1.0	0.7	0.6	0.1				
Gus Harrison Corr Fac	9	69	102	100	95	103	57	45	17	6		1			35.5	36.3	604
Percentages	1.5	11.4	16.9	16.6	15.7	17.1	9.4	7.5	2.8	1.0		0.2					
Hiawatha Corr Fac	1	28	64	71	57	56	51	31	3	5	1				36	37.1	368
Percentages	0.3	7.6	17.4	19.3	15.5	15.2	13.9	8.4	0.8	1.4	0.3						
Huron Valley Female Ctr.		2		3	4	2	2	1	1						39	38.2	15
Percentages		13.3		20.0	26.7	13.3	13.3	6.7	6.7								
Huron Valley Male Ctr.		10	13	18	10	16	20	20	6	2	2				41	40.4	117
Percentages		8.5	11.1	15.4	8.5	13.7	17.1	17.1	5.1	1.7	1.7						
Huron Valley Men's Corr	6	39	40	47	58	48	31	19	9	1	2	2		1	36	36.8	303
Percentages	2.0	12.9	13.2	15.5	19.1	15.8	10.2	6.3	3.0	0.3	0.7	0.7		0.3			
Ionia Max Corr Fac		29	63	101	78	71	40	24	9	7	3				36	37.0	425
Percentages		6.8	14.8	23.8	18.4	16.7	9.4	5.6	2.1	1.6	0.7						
Kinross Corr Fac	1	29	75	79	101	73	57	38	17	4	2	2			37	37.8	478
Percentages	0.2	6.1	15.7	16.5	21.1	15.3	11.9	7.9	3.6	0.8	0.4	0.4					
Lakeland Corr Fac	6	60	83	113	111	92	67	58	27	15	11	3	2	2	37	38.6	650
Percentages	0.9	9.2	12.8	17.4	17.1	14.2	10.3	8.9	4.2	2.3	1.7	0.5	0.3	0.3			

# C3C Age Breakdown of Non-White Prisoner Population by Location as of December 2003

Page Two of Three

INSTITUTION	< 20	20-24	25-29	30-34	35-39	40-44	45-49	50-54	55-59	60-64	65-69	70-74	75-79	80+	MED AGE	AVG AGE	COUNT
Macomb Corr Fac	2	125	151	181	131	103	86	48	21	11	1	1			33	35.3	861
Percentages	0.2	14.5	17.5	21.0	15.2	12.0	10.0	5.6	2.4	1.3	0.1	0.1					
Male Camps	13	277	327	277	186	122	85	46	10	7		1			31	32.2	1,351
Percentages	1.0	20.5	24.2	20.5	13.8	9.0	6.3	3.4	0.7	0.5		0.1					
Male Elec. Monitoring		13	19	23	13	10	10	2	3	1					32	34.4	94
Percentages		13.8	20.2	24.5	13.8	10.6	10.6	2.1	3.2	1.1							
Male Residential Ctrs		13	19	10	8	9	8	4	4						32	34.8	75
Percentages		17.3	25.3	13.3	10.7	12.0	10.7	5.3	5.3								
Marquette Branch Prison	2	81	125	112	113	81	58	35	20	4					34	35.3	631
Percentages	0.3	12.8	19.8	17.7	17.9	12.8	9.2	5.5	3.2	0.6							
Michigan Youth Corr	310														19	18.3	310
Percentages	100.0																
Mid-Mich Corr Fac	2	36	70	89	71	63	47	23	8	2	3				36	36.3	414
Percentages	0.5	8.7	16.9	21.5	17.1	15.2	11.4	5.6	1.9	0.5	0.7						
Mound Corr Fac	6	72	111	174	130	101	87	60	27	6	3	1	1	1	35	37.0	780
Percentages	0.8	9.2	14.2	22.3	16.7	12.9	11.2	7.7	3.5	0.8	0.4	0.1	0.1	0.1			
Muskegon Corr Fac	2	58	135	130	124	116	78	61	18	13		1		1	36	37.1	737
Percentages	0.3	7.9	18.3	17.6	16.8	15.7	10.6	8.3	2.4	1.8		0.1		0.1			
Newberry Corr Fac	11	112	95	96	92	84	50	31	7	5		1			33	34.1	584
Percentages	1.9	19.2	16.3	16.4	15.8	14.4	8.6	5.3	1.2	0.9		0.2					
Oaks Corr Fac	1	40	101	73	54	43	36	13	14	3					32	34.5	378
Percentages	0.3	10.6	26.7	19.3	14.3	11.4	9.5	3.4	3.7	0.8							
Ojibway Corr Fac	12	105	111	118	91	76	46	21	6	3					32	33.3	589
Percentages	2.0	17.8	18.8	20.0	15.4	12.9	7.8	3.6	1.0	0.5							
Parnall Corr Fac	2	57	82	94	80	89	98	52	35	13	2	1	1	2	39	39.1	608
Percentages	0.3	9.4	13.5	15.5	13.2	14.6	16.1	8.6	5.8	2.1	0.3	0.2	0.2	0.3			
Parr Highway Corr Fac	5	51	73	72	91	68	46	32	10		2	1			36	36.2	451
Percentages	1.1	11.3	16.2	16.0	20.2	15.1	10.2	7.1	2.2		0.4	0.2					
Pine River Corr Fac	5	53	85	86	77	70	41	21	8	3					34	35.1	449
Percentages	1.1	11.8	18.9	19.2	17.1	15.6	9.1	4.7	1.8	0.7							
Pugsley Corr Fac	2	31	73	90	79	85	48	31	5	5	1				36	36.9	450
Percentages	0.4	6.9	16.2	20.0	17.6	18.9	10.7	6.9	1.1	1.1	0.2						
Rich. A. Handlon MTU	42	443	172	4	4	1			1						23	23.0	667
Percentages	6.3	66.4	25.8	0.6	0.6	0.1			0.1								
Riverside Corr Fac	2	55	82	118	110	111	89	44	25	5	3	1	1	1	38	38.0	647
Percentages	0.3	8.5	12.7	18.2	17.0	17.2	13.8	6.8	3.9	0.8	0.5	0.2	0.2	0.2			
Robert Scott Corr Fac	11	50	99	86	85	56	58	23	5	7	1				34	35.3	481
Percentages	2.3	10.4	20.6	17.9	17.7	11.6	12.1	4.8	1.0	1.5	0.2						
Ryan Corr Fac	6	65	112	145	139	116	83	71	26	14	5	2	2	2	37	38.0	788
Percentages	0.8	8.2	14.2	18.4	17.6	14.7	10.5	9.0	3.3	1.8	0.6	0.3	0.3	0.3			
Saginaw Corr Fac	9	133	179	165	133	88	78	47	26	9	2				33	34.5	869
Percentages	1.0	15.3	20.6	19.0	15.3	10.1	9.0	5.4	3.0	1.0	0.2						
Southern MI Corr Fac	5	94	117	123	132	121	115	69	43	21	7	1			38	38.3	848
Percentages	0.6	11.1	13.8	14.5	15.6	14.3	13.6	8.1	5.1	2.5	0.8	0.1					

# C3c Age Breakdown of Non-White Prisoner Population by Location as of December 2003

Page Three of Three

INSTITUTION	< 20	20-24	25-29	30-34	35-39	40-44	45-49	50-54	55-59	60-64	65-69	70-74	75-79	80+	MED AGE	AVG AGE	COUNT
SPSM Reception & Guid Percentages	50 5.3	177 18.7	167 17.6	155 16.4	139 14.7	112 11.8	81 8.6	34 3.6	14 1.5	5 0.5	5 0.5	3 0.3	4 0.4	1 0.1	32	33.5	947
St. Louis Corr Fac Percentages	4 0.5	215 25.5	195 23.1	162 19.2	93 11.0	86 10.2	49 5.8	29 3.4	7 0.8	2 0.2	2 0.2				30	31.6	844
Standish Max Corr Fac Percentages	1 0.3	41 14.2	45 15.6	54 18.7	61 21.1	41 14.2	25 8.7	15 5.2	5 1.7	1 0.3					35	35.1	289
Straits Corr Facility Percentages	4 0.8	76 15.0	85 16.8	86 17.0	89 17.6	71 14.0	53 10.5	26 5.1	10 2.0	4 0.8	2 0.4				35	35.3	506
Thumb Corr Fac Percentages	7 1.1	97 15.1	97 15.1	117 18.2	102 15.9	69 10.7	71 11.1	44 6.9	28 4.4	6 0.9	1 0.2	3 0.5			35	36.1	642
West Shoreline Corr Fac Percentages	2 0.6	37 10.9	45 13.2	49 14.4	63 18.5	59 17.4	41 12.1	22 6.5	10 2.9	9 2.6		2 0.6	1 0.3		38	37.8	340
Western Wayne Corr Percentages	5 1.1	39 8.6	59 13.1	70 15.5	88 19.5	73 16.2	67 14.8	32 7.1	11 2.4	5 1.1	3 0.7				37	37.5	452
Total Percentages	607 2.2	4,119 14.9	4,911 17.7	4,896 17.7	4,326 15.6	3,553 12.8	2,619 9.5	1,549 5.6	663 2.4	263 1.0	93 0.3	42 0.2	16 0.1	13	34	35.0	27,670

SOURCE: Corrections Management Information System (CMIS).

## C4 2003 Prisoner Movement Summary: Institutions and Camps Only

### INTAKE

New Court Commitment .....	4,928
Probation Violator (Technical or New Sentence) .....	3,707
Parole Violator New Sentence .....	1,641
Escaper New Sentence .....	35
<b>TOTAL .....</b>	<b>10,311</b>

### EXIT

Movement to Parole .....	10,619
Release to Court on Writ .....	4,185
Transfer to Community Residential Programs .....	987
Discharge from Sentence .....	1,671
Temporarily Housed at a County Jail .....	16
Death .....	126
Release to Mental Health Hospital or Criminal Justice Agency .....	8
Escape .....	4
<b>TOTAL .....</b>	<b>17,616</b>

### RETURN

Return from Court <i>without</i> Additional Sentence .....	3,043
Technical Parole Violator Return .....	2,174
Return from Escape from Community Residential Programs .....	314
Return from Court <i>with</i> Additional Sentence Imposed .....	856
Return from County Jail .....	14
Direct Return from Community Residential Programs .....	148
Return While on Parole Status .....	176
Return from Mental Health Hospital or Criminal Justice Agency .....	5
Return from Escape from Institution, Camp, SAI-Prison, TRV, or non-DOC location.....	3
<b>TOTAL .....</b>	<b>6,733</b>

### **2003 Institution and Camp Population Change = - 572**

(INTAKE - EXIT + RETURN = POPULATION CHANGE)

SOURCE: Corrections Management Information System (CMIS).

NOTE: Includes institution, camp, and SAI-Prison movements.

Only movements affecting the total population count are shown (e.g., excludes movements between institutions, and temporary movements to/from hospitals).

## C5 Escapes from Secure DOC Custody

*Calendar Years 1998 - 2003*

Escapes from secure DOC custody include any and all escapes from:

- CFA institutions and camps.
- CFA custody (i.e., while under CFA control, such as while in transit or hospitalized).
- Special Alternative Incarceration (SAI boot camp for prisoners and probationers).
- Technical Rule Violator (TRV) Centers for CRP & parole violators.

### Escapes from Secure DOC Custody

*Calendar Years 1998 - 2003*

	1998	1999	2000	2001	2002	2003
CFA	14	0	7	5	3	4
SAI	1	1	3	0	0	0
TRV	1	2	2	3	2	1
<b>TOTALS</b>	<b>16</b>	<b>3</b>	<b>12</b>	<b>8</b>	<b>5</b>	<b>5</b>

Source: Corrections Management Information System (CMIS)



---

# Parole Board

# D

This section summarizes 2003 data on offender movement to parole and Parole Board activity and decisions. It also examines the parole outcomes of offenders who paroled in 1999.

Table D shows the total number of prisoner movements to parole each year from 1989 through 2003.

Table D1 compares 2003 Parole Board activity and decisions to that of the previous eighteen years. Table D1a provides more detail regarding the 2003 activity of the Parole Board.

Table D2 shows the parole outcomes of prisoners who paroled in 1999. This routine follow-up is conducted only on offenders who parole from their sentences for the first time in the applicable year (i.e., reparaoles are excluded from the analysis). The recidivism measure is whether parolees are returned to prison, either as technical rule violators or as parole violators with new sentences (PVNS) during the parole term.

The offense groups shown on the left in Table D2 are the crimes from which the prisoners were paroled. Of the 8,420 prisoners paroled for the first time in 1999, 4,336 (52%) completed the parole term successfully, 2,891 (34%) were returned to prison for technical rule violations, and 1,193 (14%) were sentenced to prison for new offenses committed while on parole.

Table D2a examines the 1,193 parole violators with new sentences. It compares the new crimes committed while on parole to the original crimes from which the offenders paroled.

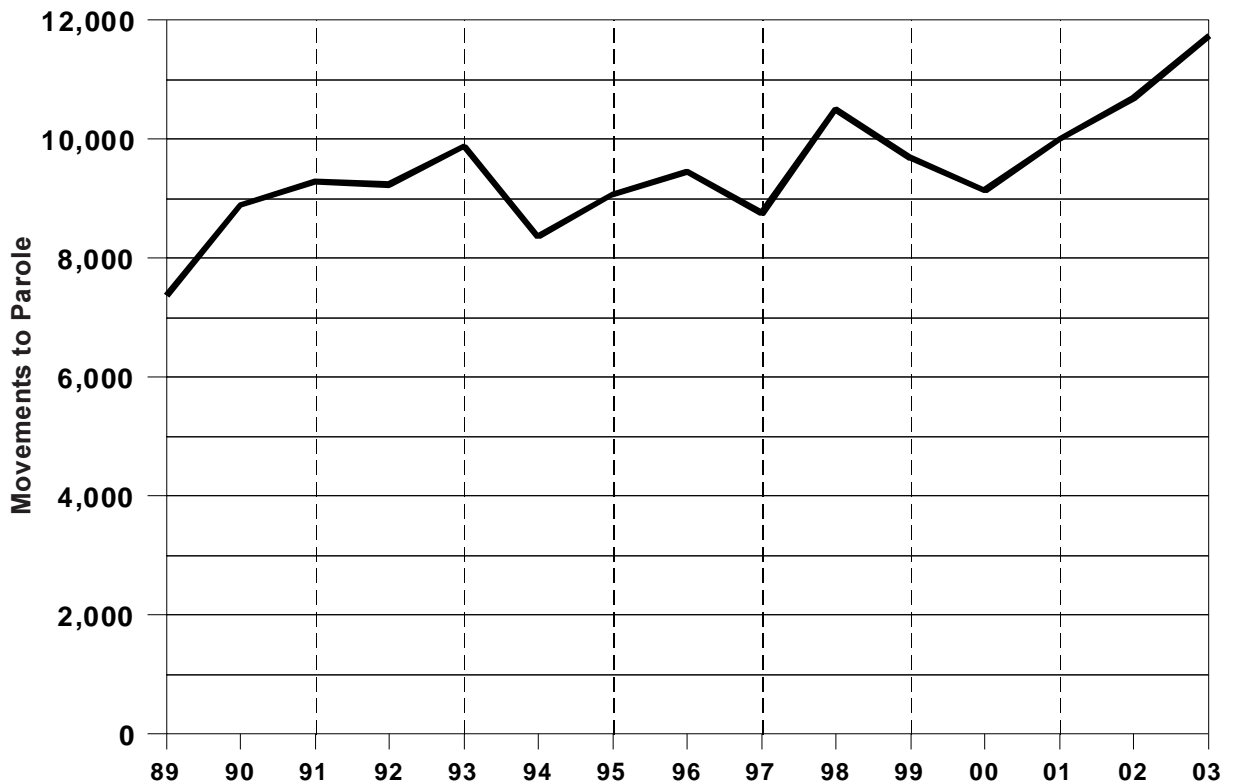
To read Table D2a, locate the original crimes in the first column on the left. Alpha characters in parentheses follow the descriptive labels. Corresponding alpha characters appear across the top of the table, identifying the new crime types. The first number to the right of each original crime shows the number of offenders who were paroled in 1999 from that original crime and then returned to prison for a new crime. The cells where the corresponding rows and columns intersect show how many of the new sentences were for the same offense types as the original crimes.

For example, 51 of the 1,193 parole violators with new sentences in Table D2a were paroled from the original crime of auto theft. Of those 51, 10 were returned to prison during the parole term for a new auto theft sentence.

# D Annual Movements to Parole

Calendar Years 1989 - 2003

Year	Movement to Parole	Numerical Change	Percent Change
1989	7,385	---	---
1990	8,895	1,510	20.4
1991	9,300	405	4.6
1992	9,240	(60)	(0.6)
1993	9,881	641	6.9
1994	8,370	(1,511)	(15.3)
1995	9,078	708	8.5
1996	9,465	387	4.3
1997	8,758	(707)	(7.5)
1998	10,506	1,748	20.0
1999	9,682	(824)	(7.8)
2000	9,133	(549)	(5.7)
2001	10,001	868	9.5
2002	10,697	696	7.0
2003	11,752	1,055	9.9



SOURCE: Corrections Management Information System (CMIS).



## D1 Parole Board Activity, 1985 - 2003

Year	Interviews	Paroles Without Interview	Total Paroles Ordered	Parole Denials	Parole Violation Continuances	Actual Movement to Parole
1985	6,370	1,020	3,856	2,694	965	3,290
1986	7,686	1,299	4,352	2,966	814	4,012
1987	8,987	1,753	5,975	4,096	897	4,491
1988	8,815	2,057	7,310	3,880	972	5,676
1989	8,199	2,495	8,713	4,412	1,173	7,385
1990	11,433	3,164	10,748	5,004	1,424	8,895
1991	11,701	3,077	10,042	5,511	1,360	9,300
1992	9,624	3,360	11,854	7,553	1,602	9,240
1993	9,974	2,133	11,177	6,486	1,908	9,881
1994	10,884	1,879	9,795	7,262	1,952	8,370
1995	13,119	1,988	9,678	7,923	2,050	9,078
1996	15,288	2,235	10,306	7,480	2,228	9,465
1997	14,011	2,554	9,751	7,898	2,480	8,758
1998	13,814	2,837	10,366	9,845	2,675	10,506
1999	13,665	2,578	10,775	10,151	3,173	9,682
2000	19,445	2,116	10,479	11,664	2,942	9,133
2001	19,958	2,428	11,429	11,936	2,807	10,001
2002	21,106	1,766	11,859	12,533	2,921	10,697
2003	22,280	1,539	12,902	11,892	1,436	11,686

SOURCE: Corrections Management Information System (CMIS).

# D1a 2003 Parole Board Action

Total Cases — 32,241

<i>Code/Title</i>	<i>Number</i>
<b>PAROLES AND REINSTATEMENTS</b>	
60 Reinstatement on Parole	220
61 Regular Parole	8,886
62 Parole in Custody	725
64 Special Parole	531
67 Reparoled on Same Term	453
69 SAI Parole*	548
76 Paroled Without Interview	1,539
<b>Total</b>	<b>12,902</b>
<b>SERVICE CONTINUED</b>	
19 Technical Violation Sustained	1,436
20 Further Demonstration	20
29 Risk to Community	11,870
<b>Total</b>	<b>13,326</b>

<i>Code/Title</i>	<i>Number</i>
<b>DISPOSITION DEFERRED</b>	
42 Current Psychiatric Report	575
48 Satisfactory Placement	325
<b>Total</b>	<b>900</b>
<b>OTHER ACTION</b>	
18 Board Referred to List	1,595
38 Rescinded Parole	1,904
39 Suspended Parole	555
70 Voluntary Termination of Prop Contr	196
81 Spec. Consideration Interview	1
84 RGT Recommended by Warden	5
92 Lifer Law Interview	350
93 Murder First Interview	507
<b>Total</b>	<b>5,113</b>

Source: Corrections Management Information System (CMIS).  
 \*SAI paroles are not subject to Parole Board review.

## D2 Parole Outcomes of Offenders Who Paroled in 1999 by Offense Group as of 2003

D - 5

	TOTAL CASES	SUCCESSSES			FAILURES			BY PERCENT TO TOTAL			
		Total	Discharge	Med./Admin. Return*	Total	Technical Violations	New Sentence	Total Success	Total Failure	Technical Violations	New Sentence
Total All Cases	8,420	4,336	4,301	35	4,084	2,891	1,193	51.5	48.5	34.3	14.2
Offenses Against Persons	2,260	1,353	1,345	8	907	696	211	59.9	40.1	30.8	9.3
Homicide	233	178	178		55	49	6	76.4	23.6	21.0	2.6
Abduction - Kidnapping	10	8	8		2	1	1	80.0	20.0	10.0	10.0
Assault	642	389	386	3	253	182	71	60.6	39.4	28.3	11.1
Robbery	838	434	430	4	404	286	118	51.8	48.2	34.1	14.1
Offenses against Children	24	13	13		11	10	1	54.2	45.8	41.7	4.2
Criminal Sexual Conduct	513	331	330	1	182	168	14	64.5	35.5	32.7	2.7
Property Offenses	3,004	1,253	1,236	17	1,751	1,188	563	41.7	58.3	39.5	18.7
Arson	62	41	41		21	18	3	66.1	33.9	29.0	4.8
Burglary	1,123	464	458	6	659	418	241	41.3	58.7	37.2	21.5
Larceny	1,053	421	417	4	632	457	175	40.0	60.0	43.4	16.6
Auto Theft	194	72	70	2	122	71	51	37.1	62.9	36.6	26.3
Forgery, Uttering & Publishing	347	137	134	3	210	140	70	39.5	60.5	40.3	20.2
Embezzlement	54	33	32	1	21	14	7	61.1	38.9	25.9	13.0
Fraud	82	42	42		40	32	8	51.2	48.8	39.0	9.8
Malicious Destruction	89	43	42	1	46	38	8	48.3	51.7	42.7	9.0
All Other Offenses	3,156	1,730	1,720	10	1,426	1,007	419	54.8	45.2	31.9	13.3
Drugs	1,946	1,012	1,006	6	934	681	253	52.0	48.0	35.0	13.0
Weapons	278	147	146	1	131	97	34	52.9	47.1	34.9	12.2
Prostitution	11	4	4		7	5	2	36.4	63.6	45.5	18.2
Interfere with Legal Processes	170	90	90		80	46	34	52.9	47.1	27.1	20.0
Miscellaneous	184	95	94	1	89	65	24	51.6	48.4	35.3	13.0
Motor Vehicles	567	382	380	2	185	113	72	67.4	32.6	19.9	12.7
Number of Deaths on Parole: 27											

SOURCE: Corrections Management Information System (CMIS).

\*Medical or Administrative Return to prison.

NOTE: Follow-up includes only those offenders who paroled from their sentence(s) for the first time in 1999 (i.e., no reparaoles).

# D2a 1999 Parolees Returned with New Sentences (PVNS) During Parole Term as of 2003 Original Crime Type vs. New Crime Type

DESCRIPTION (Original Crime)	ORIG TOTAL	NEW CRIMES AGAINST A PERSON							NEW PROPERTY CRIMES							OTHER NEW OFFENSES								
		Total	(A)	(C)	(D)	(E)	(F)	(G)	Total	(H)	(I)	(J)	(K)	(L)	(M)	(N)	(O)	Total	(P)	(Q)	(R)	(U)	(V)	(W)
TOTAL PVNS	1,193	224	17	1	82	93	1	30	491	3	168	182	37	75	3	17	6	478	225	53	0	77	16	107
PERSON	211	94	10	0	26	48	0	10	51	0	16	23	3	8	0	0	1	66	26	17	0	12	5	6
Homicide (A)	6	1	0	0	1	0	0	0	3	0	0	2	1	0	0	0	0	2	2	0	0	0	0	0
Abduction — Kidnapping (C)	1	0	0	0	0	0	0	0	1	0	0	1	0	0	0	0	0	0	0	0	0	0	0	0
Assault (D)	71	30	6	0	14	8	0	2	9	0	5	4	0	0	0	0	0	32	12	5	0	8	2	5
Robbery (E)	118	52	4	0	9	39	0	0	36	0	11	15	2	8	0	0	0	30	11	12	0	4	2	1
Offenses Against Children (F)	1	0	0	0	0	0	0	0	1	0	0	1	0	0	0	0	0	0	0	0	0	0	0	0
Criminal Sexual Conduct (G)	14	11	0	0	2	1	0	8	1	0	0	0	0	0	0	0	1	2	1	0	0	0	1	0
PROPERTY	563	75	2	1	27	34	0	11	360	2	131	125	27	54	3	14	4	128	45	10	0	33	7	33
Arson (H)	3	1	0	0	0	0	0	1	2	0	0	0	1	0	0	0	1	0	0	0	0	0	0	0
Burglary (I)	241	32	1	1	11	11	0	8	153	1	92	36	8	9	2	4	1	56	21	7	0	18	4	6
Larceny (J)	175	23	1	0	6	16	0	0	114	1	23	73	5	10	0	1	1	38	14	3	0	6	0	15
Auto Theft (K)	51	9	0	0	5	2	0	2	31	0	10	8	10	3	0	0	0	11	5	0	0	2	0	4
Forgery, Uttrg & Publishg (L)	70	5	0	0	2	3	0	0	47	0	3	6	2	30	0	5	1	18	5	0	0	6	2	5
Embezzlement (M)	7	2	0	0	1	1	0	0	4	0	1	1	1	0	1	0	0	1	0	0	0	0	0	1
Fraud (N)	8	1	0	0	1	0	0	0	6	0	1	0	0	1	0	4	0	1	0	0	0	0	0	1
Malicious Destruction (O)	8	2	0	0	1	1	0	0	3	0	1	1	0	1	0	0	0	3	0	0	0	1	1	1
OTHER	419	55	5	0	29	11	1	9	80	1	21	34	7	13	0	3	1	284	154	26	0	32	4	68
Drugs (P)	253	36	3	0	23	5	1	4	45	1	11	20	3	8	0	1	1	172	138	11	0	10	3	10
Weapons (Q)	34	8	2	0	2	2	0	2	10	0	3	3	2	2	0	0	0	16	4	9	0	3	0	0
Prostitution (R)	2	0	0	0	0	0	0	0	0	0	0	0	0	0	0	0	0	2	1	0	0	1	0	0
Interfere W/Legal Process (U)	34	7	0	0	2	4	0	1	6	0	2	2	0	0	0	2	0	21	6	1	0	12	1	1
Miscellaneous (V)	24	0	0	0	0	0	0	0	13	0	4	6	2	1	0	0	0	11	3	3	0	4	0	1
Motor Vehicles (W)	72	4	0	0	2	0	0	2	6	0	1	3	0	2	0	0	0	62	2	2	0	2	0	56

D-6

SOURCE: Corrections Management Information System (CMIS).

---

# Field Operations Administration

E

This section contains data and information regarding the community supervision programs and functions of the Department's Field Operations Administration (FOA).

The Field Operations Administration is responsible for supervision of all adult felons on probation and parole, as well as prisoners living in the community. Prisoners are either housed in FOA operated residential centers or supervised on electronic monitoring. Selected parolees and probationers are also supervised on electronic monitoring.

In addition, the FOA is responsible for administration and operation of the Department's technical rule violator centers for parolees and FOA prisoners, residential programs for selected parolees and probationers, as well as the Department's Special Alternative Incarceration (SAI) boot camp program for prisoners and probationers.

The FOA also supervises offenders sentenced to supervision under the Holmes Youthful Trainee Act, and the Parole Board is a component of the Field Operations Administration.

Also, in 1995, Michigan's Office of Community Corrections (OCC) was transferred into the

Department as an agency within the FOA. The OCC works with local units of government to implement the Community Corrections Act (P.A. 511 of 1988).

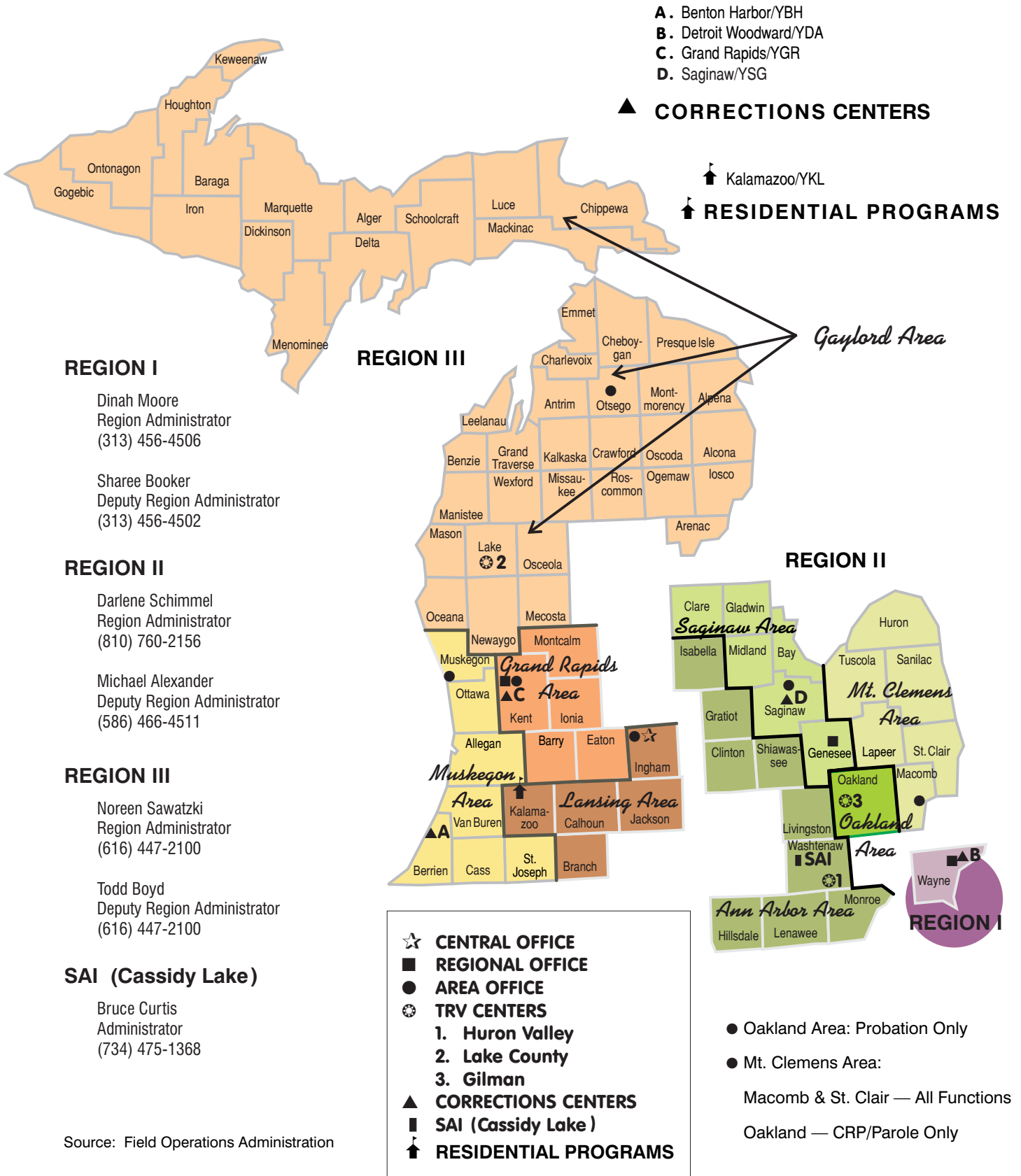
Field operations are administered through Regional and Area offices (see map). Region I is Wayne County; Region II is roughly the southeastern portion of the lower peninsula, except for Wayne County; and Region III is the rest of the lower peninsula and all of the upper peninsula.

The FOA central office prepares budgets, sets policy and procedure, initiates and manages special projects and assignments, and handles issues that cannot be taken care of locally, such as Interstate Compact matters and communications regarding absconders picked up in other states.

This report section is divided into four subsections.

- *Probation and Parole Supervision*
- *Special Alternative Incarceration Program*
- *Community Residential Programs*
- *Office of Community Corrections*

# MAP Michigan Department of Corrections Field Operations Administration Regions and Areas As of December 31, 2003



## Probation and Parole Supervision

Table E1 shows the number of parolees returned to prison for technical violations and new sentences, broken down by gender and year. Table E1 also shows the number of parole revocation hearings held each year.

Table E2 presents breakdowns of Field Operations *personnel* by type of offender supervised and by employee job classification. Table E2 also displays a breakdown of Field Operations *funds* by type of offender supervised.

Table E3 shows the distribution of investigations conducted by type, and a breakdown of the average number of offenders supervised

by type. Workloads in 2003 remained constant from the previous year. The average agent workload was 101:1 in 2003.

Table E4 displays the number of pre-sentence investigations conducted each year since 1994.

Tables E5 and E6 show the average number of parolees and probationers under supervision each year.

# E1 Violations of Parole Supervision 1994 - 2003

**TECHNICAL VIOLATOR RETURNS**  
(Includes Returns from Out-of-State)

Date	Male	Female	Total
1994	1,828	136	1,964
1995	1,766	150	1,916
1996	2,401	176	2,577
1997	2,492	176	2,668
1998	2,892	218	3,110
1999	2,958	228	3,186
2000	2,869	242	3,111
2001	2,977	259	3,236
2002	3,030	259	3,289
2003	1,985	176	2,174

**NEW SENTENCE RETURNS**

Date	Male	Female	Total
1994	1,160	73	1,233
1995	859	31	890
1996	972	61	1,033
1997	1,225	63	1,288
1998	1,281	64	1,345
1999	1,202	57	1,259
2000	1,100	66	1,166
2001	1,131	64	1,195
2002	1,350	91	1,441
2003	1,563	81	1,644

**PAROLE REVOCATION HEARINGS**

Date	Total
1994	398
1995	590
1996	579
1997	659
1998	562
1999	718
2000	659
2001	796
2002	999
2003	572

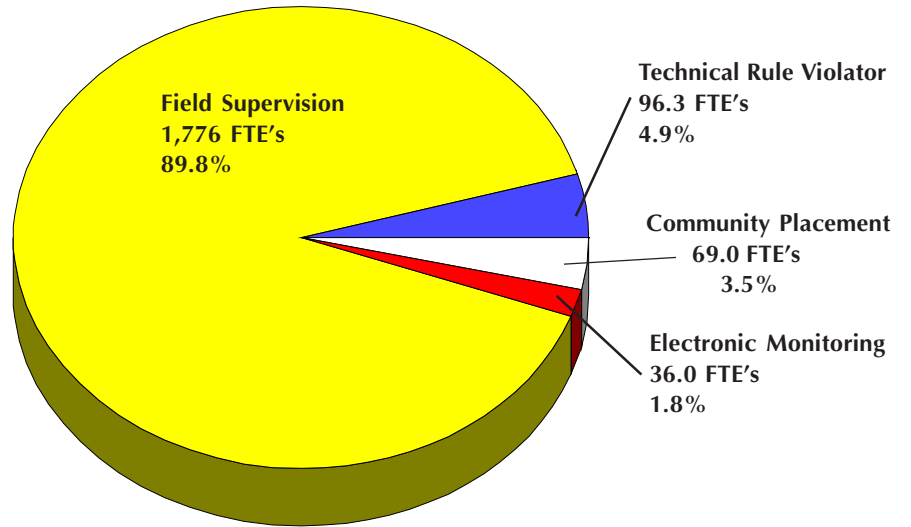
SOURCES: Corrections Management Information System (CMIS) and Field Operations Administration.



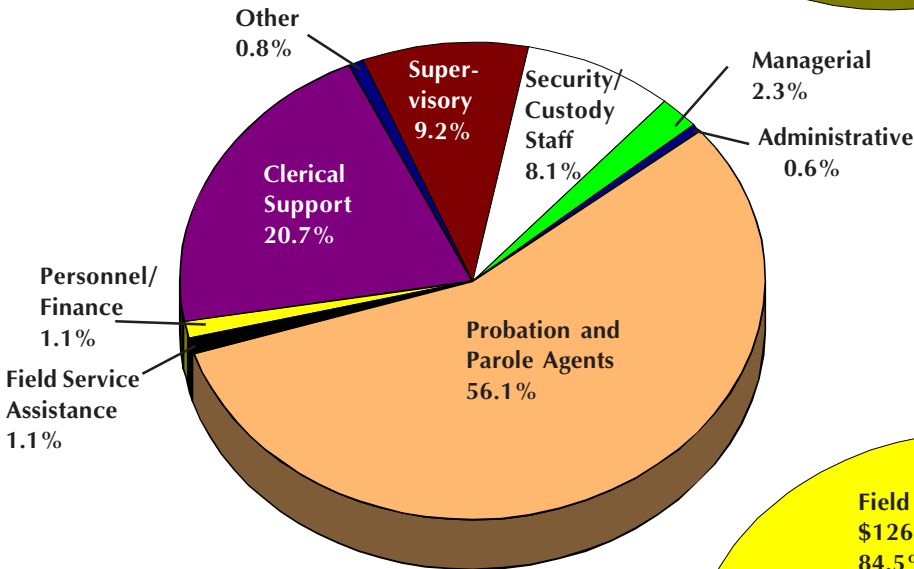
# E2 2003 Personnel and Funds Distribution\*

TOTAL FTE's = 1,977

## PERSONNEL (FUNCTIONS)

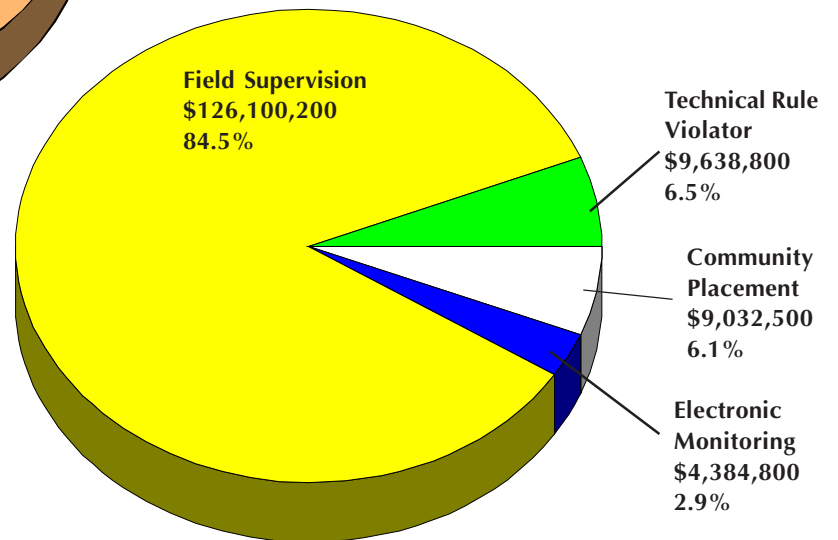


## PERSONNEL (CLASSIFICATION)



TOTAL FUNDS = \$149,156,300

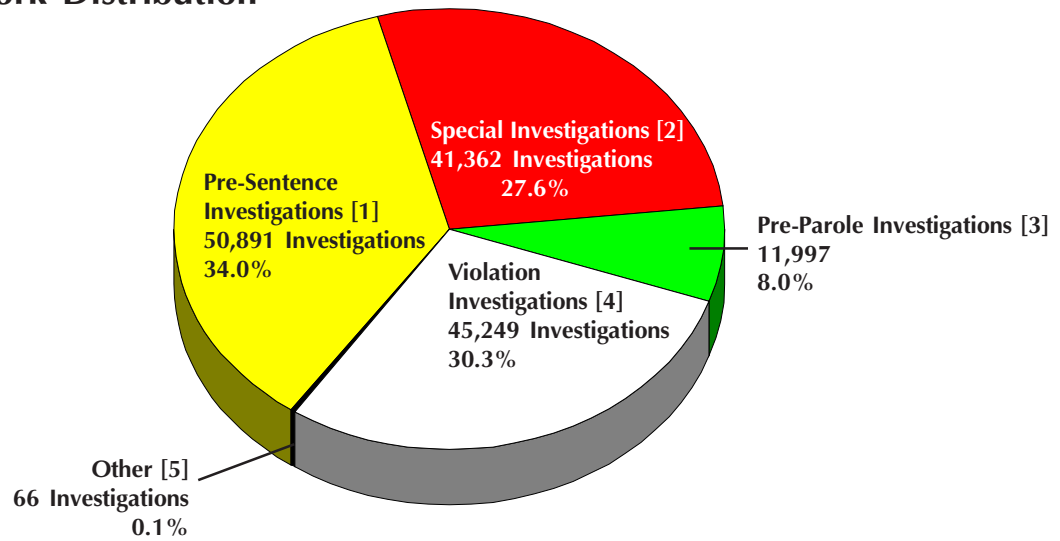
## FUNDS



\* In 2003 Boot Camp Phase III was eliminated. FTE's & Funding previously under Boot Camp Phase III are now included in Field Supervision. Community Placement and Electronic Monitoring agent, supervisor and clerical support were rolled into the Field Supervision category due to reductions in CRP programs.

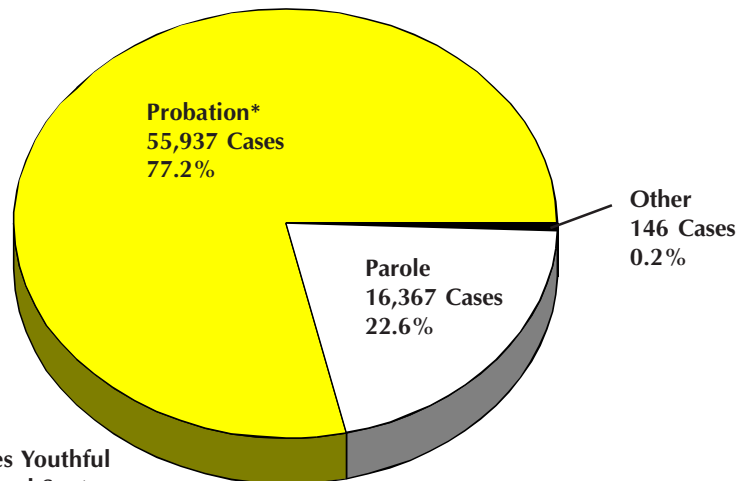
SOURCE: Field Operations Administration.

### E3 2003 Work Distribution



#### INVESTIGATIONS: 149,565

1. PRE-SENTENCE INVESTIGATIONS: in-depth analysis of the individual and circumstances of the offense.
2. SPECIAL INVESTIGATIONS: assignments completed at the request of the Governor, other states, the parole board, or the court.
3. PRE-PAROLE INVESTIGATIONS: prior to inmate release, living arrangements and job placement are investigated.
4. VIOLATION INVESTIGATIONS: reports prepared following a parole or probation violation.
5. OTHER: investigations done for community residential programs.



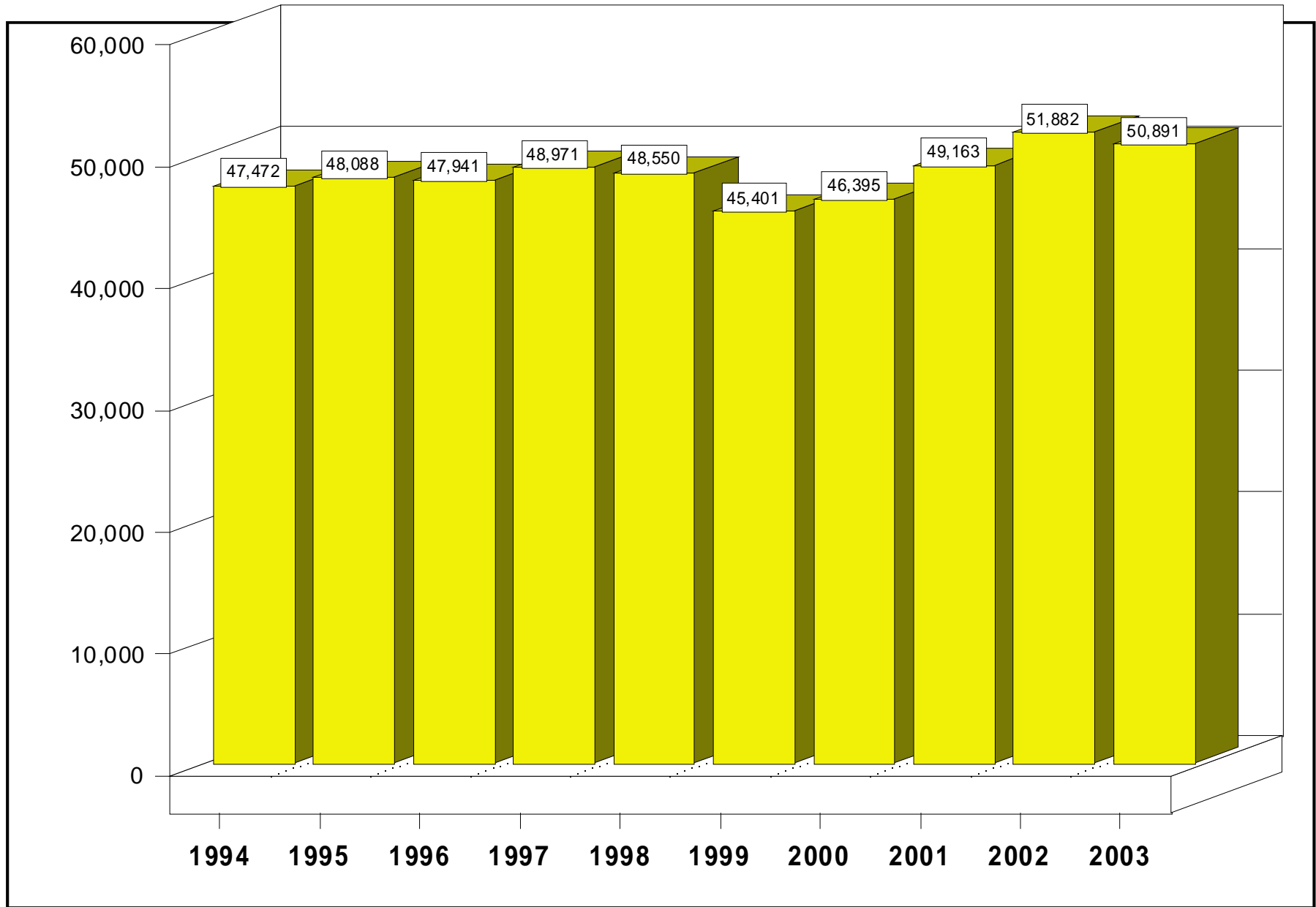
\* Includes Holmes Youthful Trainee & Delayed Sentence Cases

#### SUPERVISION — AVERAGE NUMBER OF OFFENDERS SUPERVISED: 72,450

Supervision is the process in which parole or probation agents work with offenders who are under the jurisdiction of the Department of Corrections (parole) or the jurisdiction of the Courts (probation, Holmes Youthful Trainee, and delayed sentences). The case numbers in the chart represent the average number of cases under supervision during the year.

SOURCE: Field Operations Administration.

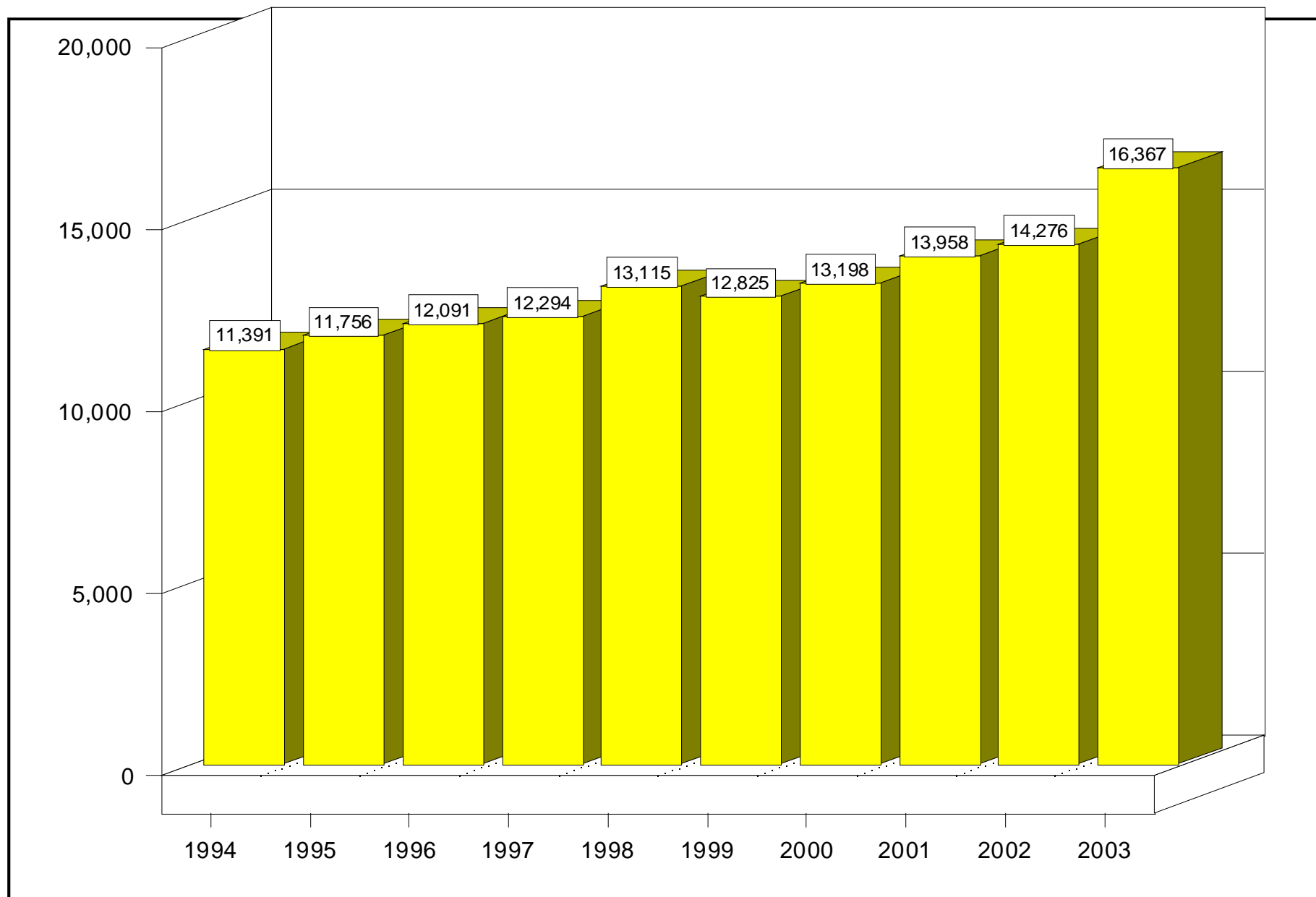
## E4 Total Number of Pre-Sentence Investigations 1994 - 2003



E - 7

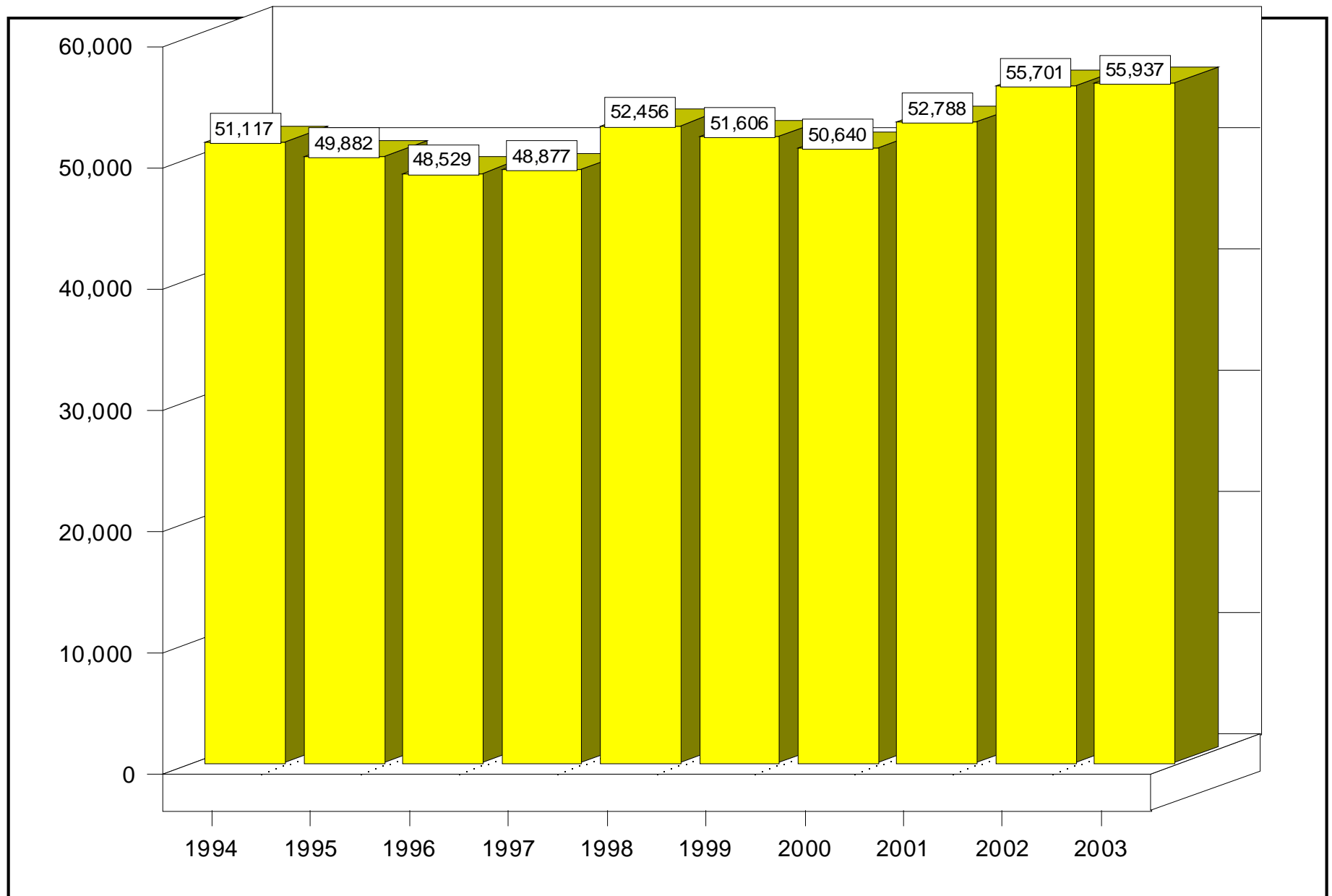
SOURCE: Field Operations Administration.

## E5 Average Number of Parolees Supervised 1994 - 2003



SOURCE: Field Operations Administration.

**E6** Average Number of Probationers Supervised 1994 - 2003 *(Includes Probation, Delayed Sentences and Holmes Youthful Trainees)*



E - 9

SOURCE: Field Operations Administration



## *Special Alternative Incarceration Program*

This section describes offenders committed to the Special Alternative Incarceration (SAI) boot camp program for prisoners and probationers. SAI is a three-phase program.

*Phase I*, patterned after military basic training, involves physical fitness and programming (education, substance abuse awareness, basic life skills and counseling).

*Phase II* is an optional residential placement in the community while on parole or probation.

*Phase III* is parole or probation supervision in the community, beginning with at least 120 days of intensive supervision.

The program's objectives are to end criminal behavior by developing offender self-esteem and self-

discipline, a sense of individual responsibility and a positive work ethic.

Tables E7a, E7b and E8 provide data regarding SAI prisoner and probationer intake.

Tables E9a through E9d summarize SAI Phase I program performance and post-program outcomes.

Additional information about the SAI program (such as the offender eligibility criteria) is available in a separate annual report.

**E7a 2003 SAI Prisoner Intake by Offense**  
*Special Alternative Incarceration Boot Camp*  
*(Includes Attempts)*  
*Page One of Two*

Offense	Violations
GRAND TOTAL	678
257.602A3 Police Officer-Fleeing/Vehicle CD 2nd Off	7
257.6251 Operate Motor Vehicle - Addict or Intox	4
257.6256D Operating - OUIL/Per Se/OWI - 3rd Offense	89
333.7401 Controlled Sub - Mfg, Del, Poss	29
333.74012A3 Controlled Sub - Mfg, Del, Poss 50-449g	14
333.74012A4 Controlled Sub - Mfg, Del, Poss <50g	66
333.74012B Contr Sub - Mfg, Del, Poss, Sch 1,2,3, Methamphet.	10
333.7403 Controlled Sub - Possession	1
333.74032A3 Controlled Sub - Possession 50-449g	1
333.74032A5 Controlled Sub - Poss Less 25g, Narc or Cocaine	34
333.74032D Controlled Sub - Possession of Marijuana	3
333.7405D Controlled Sub - Maintain or Keep Drug House	7
750.50B Animals - Killing/Torturing	1
750.74 Arson - Personal Property	1
750.814 Domestic Violence, 3rd Offense	6
750.81 Assault or Assault and Battery	4
750.82 Felonious Assault	33
750.84 Asslt w/Int Gr Bod Hrm Less Murder	22
750.88 Assault w/Int Rob & Steal Unarmed	6
750.110 Breaking & Entering	47
750.110A2 Home Invasion - 1st Degree	20
750.110A3 Home Invasion - 2nd Degree	58
750.111 Entering w/o Breaking	1
750.116 Possession of Burglar's Tool	1

Offense	Violations
750.131A Checks - w/o Account or w/o Suff funds	2
750.145D2 Computers - Commit Proscribed Conduct	1
750.157N1 Financial Transaction Device Steal/Retain w/o Consent	2
750.15911 Criminal Enterprise - Conducting	2
750.165 Refusing to Support Spouse or Children	2
750.174 Embz - Agt, Serv, Emp, Trustee	6
750.186A Escape from Juvenile Facility	1
750.199A Absconding or Forfeiting Bond	1
750.224F Weapon - Firearm, Possession by Felon	7
750.226 Carrying Weapon - Unlawful Intent	1
750.227 Carrying Concealed Weapons	14
750.227B Felony Firearm	4
750.234B Discharge Firearm In/At Dwelling	2
750.248 Forgery of Records, Other Instruments	4
750.249 Uttering and Publishing	23
750.356 Larceny	1
750.356A Larceny - From a Motor Vehicle	13
750.356C Retail Fraud - 1st Degree	3
750.357 Larceny - from Person	13
750.360 Larceny In Building	18
750.377A Malicious Destr Personal Property	7
750.380 Malicious Destr of Bldg	1
750.411i Stalking - Aggravated	3
750.413 Unlawfully Driving Away an Automobile	17
750.414 Unlawful Use Auto w/o Intent to Steal	1



**E7a 2003 SAI Prisoner Intake by Offense**  
*Special Alternative Incarceration Boot Camp*  
*(Includes Attempts)*  
*Page Two of Two*

Offense	Violations
750.479 Obstruct/Resist Public Officer Serving/Executing Process	10
750.479B Peace Officer - Disarming	8
750.483A2B Interference Crime Report Threaten Inj/Death	2
750.505B Accessory After Fact to Felony	3
750.530 Robbery - Unarmed	20
750.535 Stolen Property - Receiving & Concealing	15
752.811 B&E Coin Operated Device	2
800.2631 Jail - Furnish Contraband to Prisoner	1

SOURCE: Field Operations Administration

**E7b 2003 SAI Probationer Intake by Offense**  
*Special Alternative Incarceration Boot Camp*  
*(Includes Attempts)*  
*Page One of Two*

Offense	Violations
GRAND TOTAL	1,054
28.729 Sex Offender - Fail to Register	1
257.602A Peace Officer - Fleeing	13
257.6254 Operating Motor Vehicle - Under the Influence Causing Death	4
257.6256 Operating M.V. - OUIL/Per Se 3rd (Felony)	2
257.6256D Operating M.V. - OUIL/Per Se/OWI - 3rd Offense	34
333.73413 Contr Sub - Imitation Mfg or Distribution	2
333.7401 Controlled Sub - Mfg, Del, Poss	10
333.74012A1 Contr Sub, Mfg, Del, Poss 1,000 or More Grams	1
333.74012A4 Contr Sub, Mfg, Del, Poss Under 50g	87
333.74012C Controlled Sub, Mfg, Del, Poss (Schedule 4, or Added by Rule)	2
333.74012D Contr Sub, Mfg, Del, Poss (Schedule 5)	48
333.74032A5 Contr Sub - Poss Less 25g Narc or Cocaine	72
333.74032B Controlled Sub - Poss Analogues, Sch 1-4 or Methamphet.	8
333.74032D Contr Sub - Poss Marijuana	4
333.7405D Controlled Sub - Maintain or Keep Drug House	4
750.81 Assault or Assault & Battery	16
750.82 Felony Assault	44
750.84 Assault w/Int Great Bodily Harm Less Murder	13
750.88 Assault w/Intent to Rob & Steal Unarmed	6
750.89 Assault w/Intent to Rob & Steal Armed	5
750.110 Breaking & Entering	81
750.110-A B & E Unoccupied Bldg w/Intent	10
750.110A2 Home Invasion - 1st Degree	42
750.110A3 Home Invasion - 2nd Degree	90

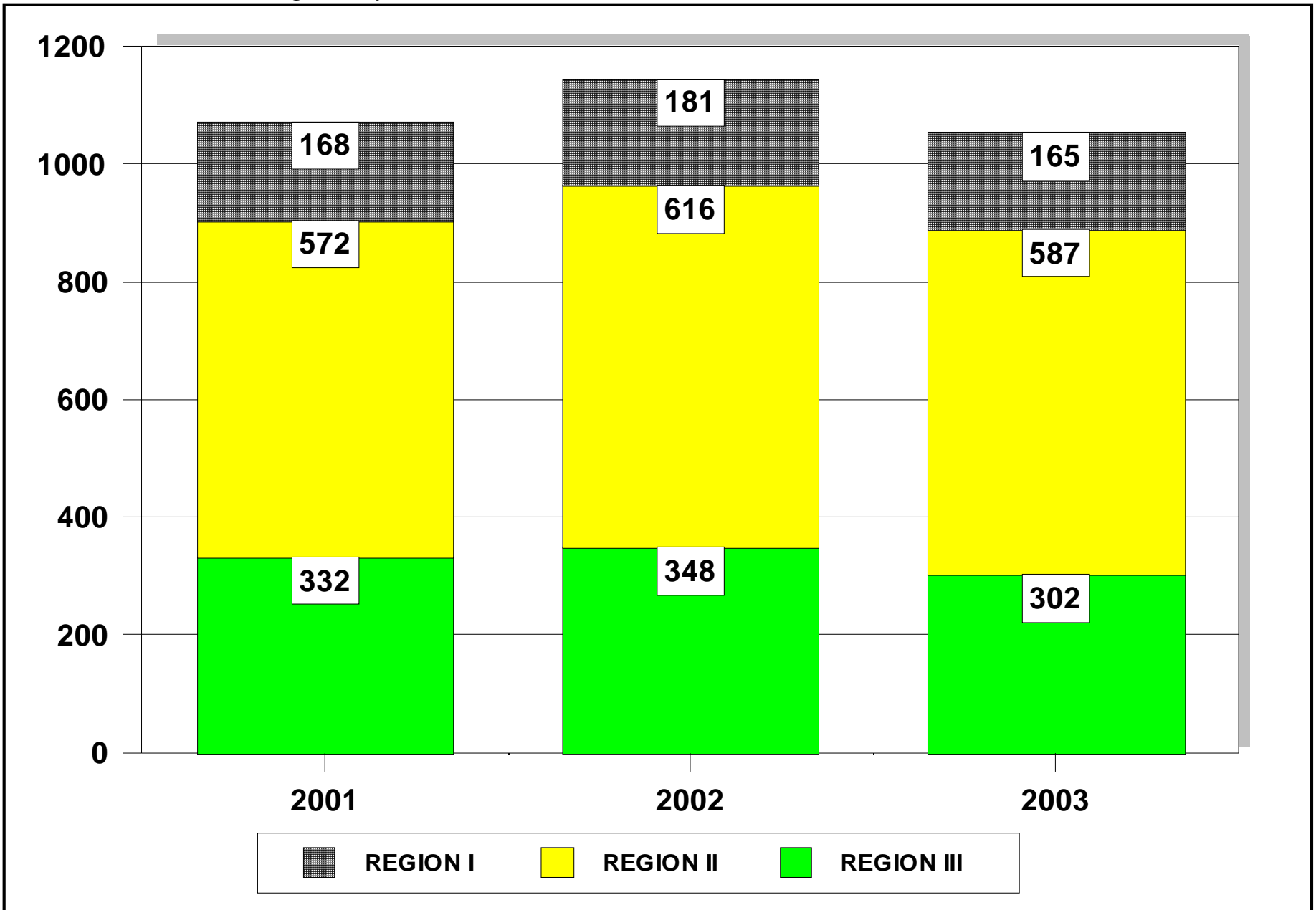
Offense	Violations
750.116 Possession of Burglars Tools	1
750.131A2 Checks 3 Non-Sufficient Funds Within 10 Days	6
750.136B3 Child Abuse, 2nd Degree	2
750.147B Ethnic Intimidation	1
750.157N1 Financial Trans Device - Steal/Retain w/o Consent	10
750.157P Financial Trans Device Poss w/Intent to Use/Sell	2
750.174 Embz - Agt, Serv, Emp, Trust	4
750.186A Escape from Juvenile Facility	1
750.1952 Escape Jail While Serving for Felony	1
750.199A Absconding or Forfeiting Bond	1
750.224B Weapon - Short-Barrel Shotgun/Rifle	1
750.224F Weapon - Firearm, Poss by Felon	3
750.226 Carry Weapon W/Unlawful Intent	2
750.227 Carrying Concealed Weapons	40
750.248 Forgery of Records, Other Instruments	5
750.249 Uttering & Publishing	25
750.254 Forged Bills, Notes, Possession w/Int to Utter & Publish	1
750.349 Kidnapping	3
750.356 Larceny	9
750.356A Larceny - Motor Vehicle	46
750.356C Retail Fraud - 1st Degree	5
750.357 Larceny from Person	26
750.357B Firearms - Stealing of Another	9
750.360 Larceny in a Building	38
750.3623A Larceny - By Conversion Betw \$1K and <\$20K	2

**E7b** 2003 SAI *Probationer Intake by Offense*  
*Special Alternative Incarceration Boot Camp*  
*(Includes Attempts)*  
*Page Two of Two*

Offense	Violations
750.377A Malicious Destr Personal Property	6
750.377B Malicious Destr Police or Fire Dept Property	8
750.380 Malicious Destr of Bldg	3
750.411A1B False Report of a Felony	1
750.411I Aggravated Stalking	1
750.413 Unlawfully Driving Away an Automobile	33
750.414 Unlawful Use Auto w/o Intent to Steal	12
750.479 Obstruct/Resist Public Officer Serving/Executing Process	26
750.479B Peace Officer - Disarming	8
750.505-A Obstruction of Justice	1
750.520E Criminal Sexual Conduct, 4th Degree	7
750.529 Robbery - Armed	1
750.529A Car Jacking	3
750.530 Robbery - Unarmed	45
750.531 Robbery - Bank/Safe/Vault	10
750.535 Stolen Property - Receiving and Concealing	4
750.535-A Rec & Conceal Stolen Property over \$100	37
750.814 Domestic Violence 3rd Offense	1
752.811 B & E - Coin Operated Device	4

Source: Field Operations Administration.

# E8 Comparison of SAI Probationer Intake by Field Operation Administration Regions by Year



Source: Field Operations Administration.

## E9a SAI Phase I *Prisoner* Program Performance 2001 - 2003

	2001		2002		2003	
Graduated	412	75.5%	527	77.4%	533	80.0%
Voluntary Withdrawals	52	9.5%	75	11.0%	56	8.4%
Terminated as Rule Violators	40	7.3%	42	6.2%	25	3.8%
Terminated for Medical Reasons	30	5.5%	30	4.4%	42	6.3%
Terminated for Admin. Reasons	12	2.2%	7	1.0%	10	1.5%
Total	546	100.0%	681	100.0%	666	100.0%

SOURCE: Field Operations Administration.

## E9b SAI Phase I *Probationer* Program Performance 2001 - 2003

	2001		2002		2003	
Graduated	826	75.8%	812	71.7%	858	80.8%
Voluntary Withdrawals	74	6.8%	127	11.2%	77	7.3%
Terminated as Rule Violators	100	9.2%	110	9.7%	52	4.9%
Terminated for Medical Reasons	58	5.3%	63	5.6%	63	5.9%
Terminated for Admin. Reasons	32	2.9%	21	1.8%	12	1.1%
Total	1,090	100.0%	1,133	100.0%	1,062	100.0%

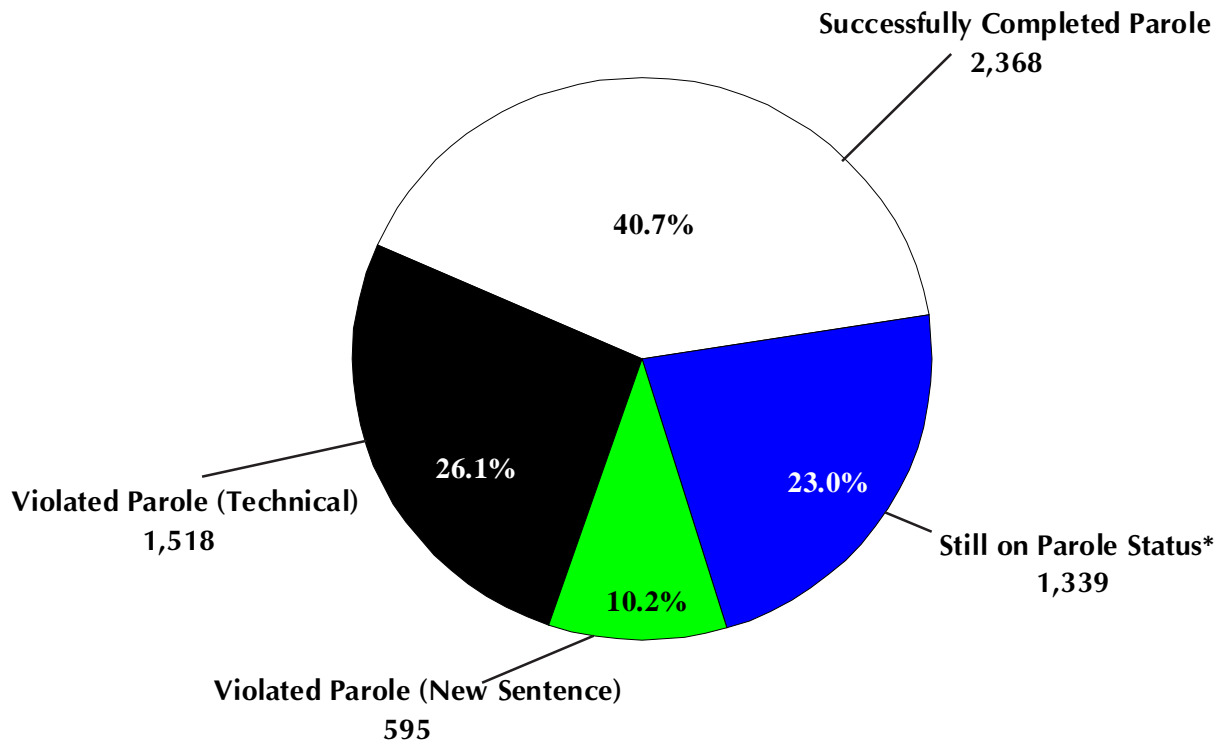
SOURCE: Field Operations Administration.

## E9c SAI Phase I Prisoner Post-Program Performance 1992 - 2003

	1992 - 2000		2001		2002		2003		Total Since SAI - Prison Program Started	
Still on Parole Status*	447	10.3%	90	21.8%	294	55.9%	508	95.3%	1,339	23.0%
Successfully Completed Parole	2,086	48.0%	181	43.9%	101	19.2%	0	0.0%	2,368	40.7%
Violated Parole (Technical)	1,316	30.2%	101	24.5%	82	15.6%	19	3.6%	1,518	26.1%
Violated Parole (New Sentence)	500	11.5%	40	9.8%	49	9.3%	6	1.1%	595	10.2%
Total Graduates	4,349	100.0%	412	100.0%	526	100.0%	533	100.0%	5,820	100.0%

## E9d SAI Phase I Prisoner Post-Program Performance 1992 - 2003

*All Graduates Since SAI-Prison Program Started*



\*Includes cases who have absconded from parole.

SOURCE: Corrections Management Information System (CMIS).

NOTE: Reflects outcome of the parole term following boot camp.

## *Community Residential Programs*

This section contains data regarding Community Residential Programs (CRP).

Table E10 shows the end-of-year CRP prisoner population from 1994 through 2003. The decreases in the CRP population were due primarily to:

- The CRP zero tolerance escape policy which was implemented on September 1, 1993.
- Truth-in-Sentencing legislation (effective December 15, 1998) which requires incarceration in secure prisons and camps throughout the minimum sentences for affected prisoners.

Table E11 provides information regarding movement to and termination from Community Residential Programs during 2003.

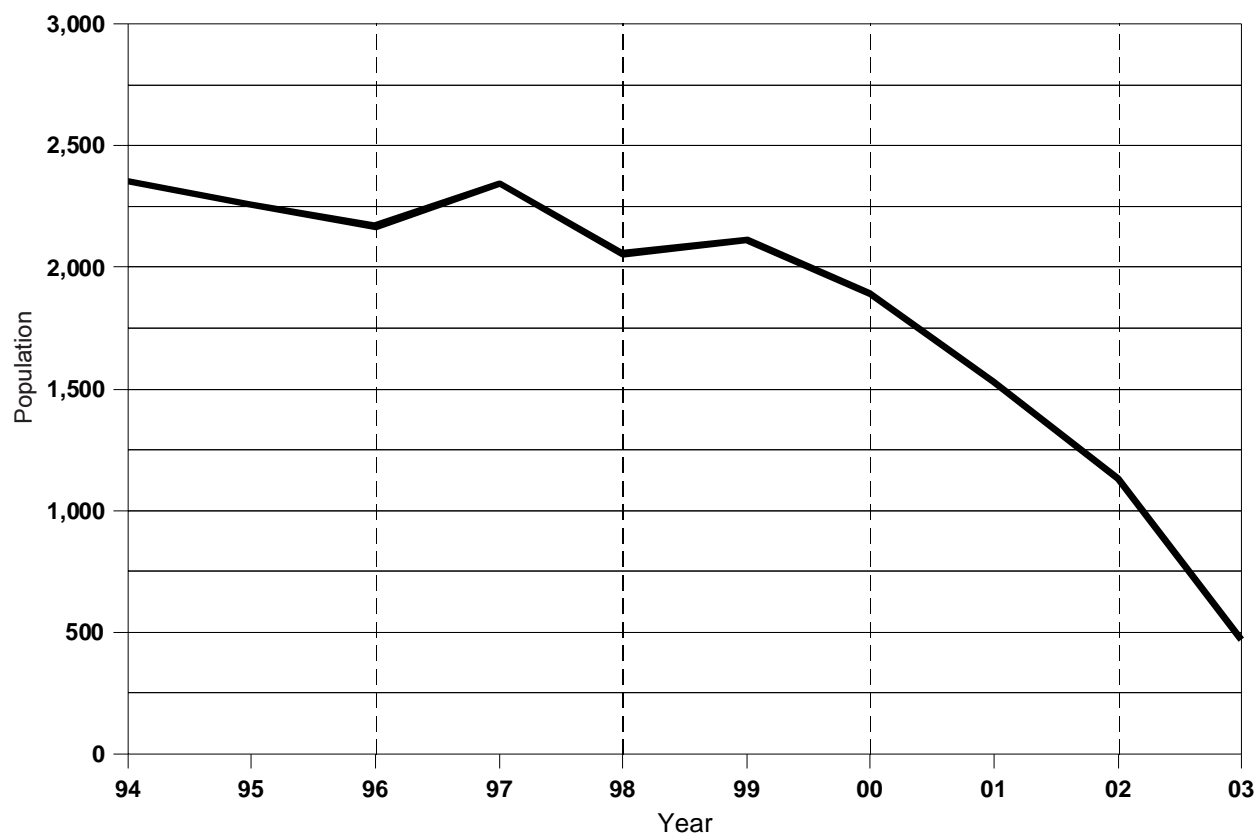
Table E12 shows the end-of-year electronic monitoring population from 1998 through 2003, broken down by type of offender.

Table E13 presents information regarding the CRP zero tolerance escape policy.

# E10 Year-End Prisoner Population: Community Residential Programs (Community Corrections Centers & Electronic Monitoring)

Calendar Years 1994 - 2003

Year	Year-End Population	Numerical Change	Percent Change
1994	2,356	---	---
1995	2,258	(98)	(4.5)
1996	2,167	(91)	(4.0)
1997	2,345	178	8.2
1998	2,058	(287)	(12.2)
1999	2,117	59	2.9
2000	1,897	(220)	(10.4)
2001	1,532	(365)	(19.2)
2002	1,132	(400)	(26.1)
2003	470	(662)	(58.5)



SOURCE: Prisoner Census Report.



# E11 2003 Prisoner Movement Summary: Community Residential Programs

Beginning Population .....	1,132
Transfers In .....	986
<b>Total Service Population .....</b>	<b>2,118</b>
<b>Average Monthly Population .....</b>	<b>779</b>

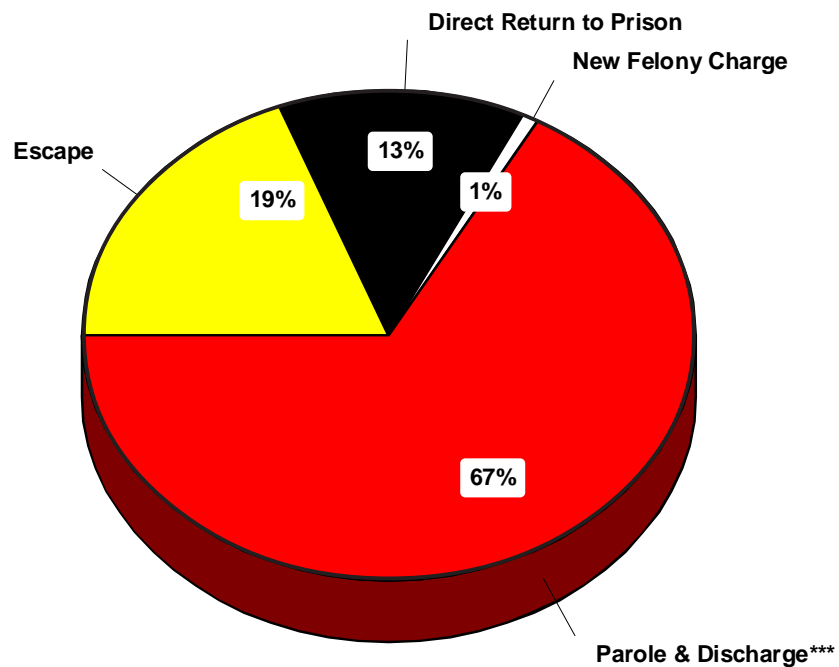
## TERMINATIONS

Movement to Parole .....	1,134
Discharge from Sentence .....	42
Escape .....	327
Direct Return to Prison* .....	233
New Felony Charge .....	22
Death** .....	3
<b>Total .....</b>	<b>1,761</b>

\* Includes medical, administrative and disciplinary returns.

\*\* 4 Additional Deaths while on Escape Status.

## PERCENTAGE DISTRIBUTION OF TERMINATIONS



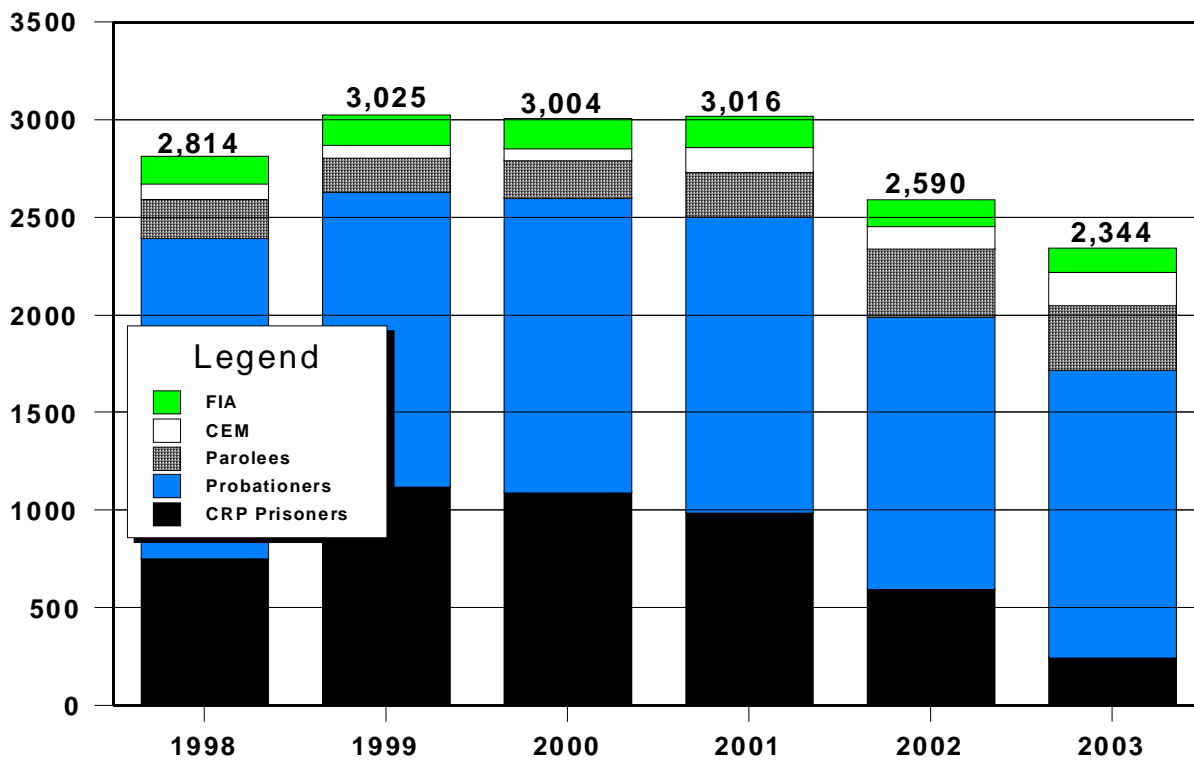
\*\*\*3 Deaths included in Discharges.

SOURCE: Correction Management Information System (CMIS).

# E12 End-of-Year Electronic Monitoring Population

Calendar Year 1998 - 2003

Year	Community Residential Programs Prisoners	Probationers	Parolees	Community Electronic Monitoring*	Family Independence Agency*	TOTAL
1998	755	1,638	200	81	140	2,814
1999	1,126	1,505	177	65	152	3,025
2000	1,094	1,505	194	59	152	3,004
2001	990	1,514	228	129	155	3,016
2002	597	1,397	349	110	137	2,590
2003	249	1,472	330	170	123	2,344
2003 % Total	11%	63%	14%	7%	5%	100%



SOURCE: Field Operations Administration.

\*Leased Equipment and monitoring services to local community corrections and FIA juvenile agencies.

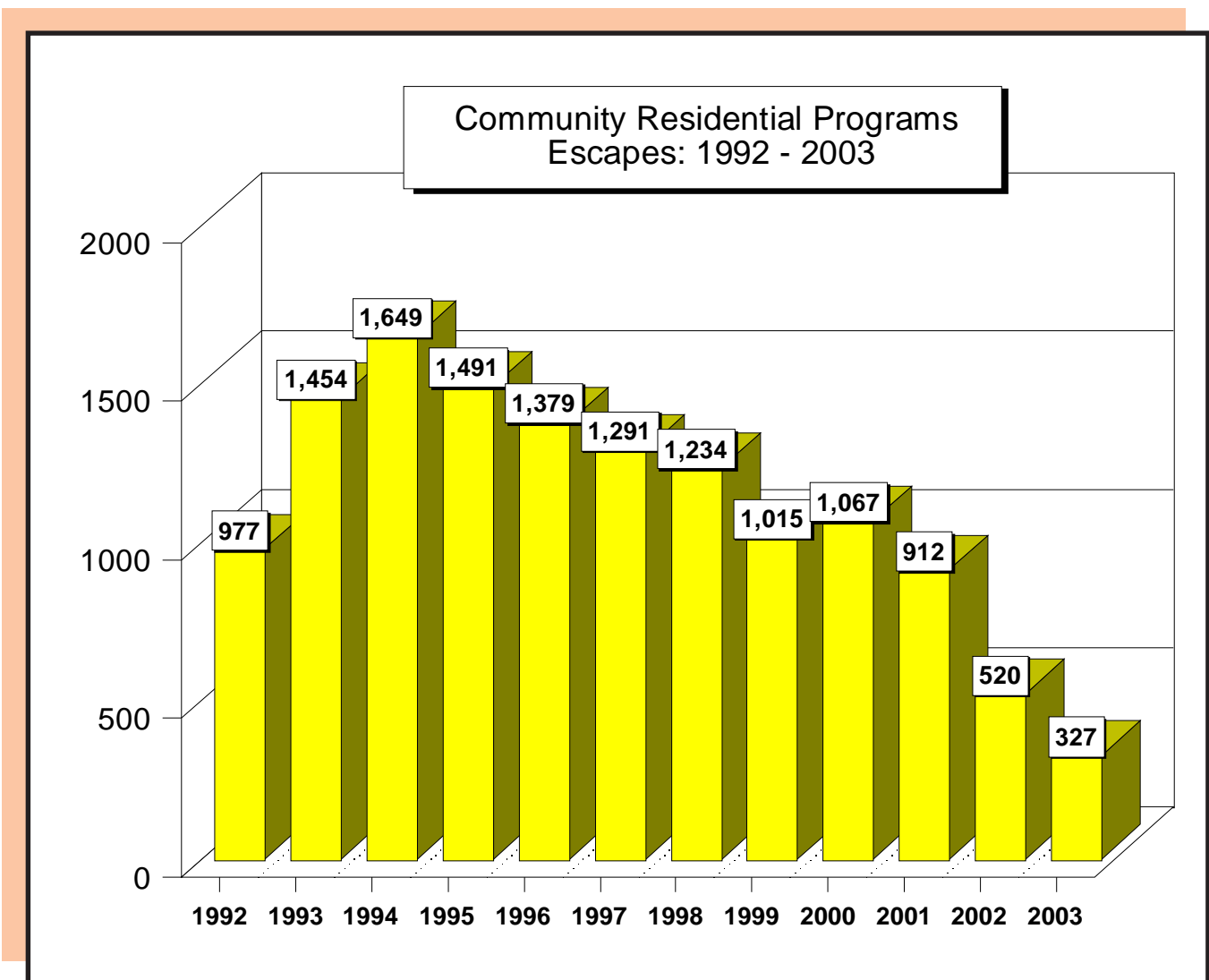
# E13 Zero Tolerance Escape Policy 1992 - 2003 Community Residential Programs

- Zero tolerance escape policy was implemented on September 1, 1993 to strengthen monitoring and accountability of prisoners in community programs.
- Under the policy, prisoners must adhere to preset daily schedules which determine their whereabouts at specific times. Any violations of the schedules without mitigating

circumstances are considered escapes, and immediate steps are taken to apprehend and return the prisoners to an institution.

- Zero tolerance CRP escapes increased sharply at first while prisoners got used to the policy, but the number of CRP escapes subsequently declined over the years. In the most recent years the decline in

CRP escape numbers has also reflected the drop in CRP population, resulting from the Truth in Sentencing law, which prohibits CRP placement for affected prisoners until after the full minimum sentence has been served.



SOURCE: Corrections Management Information System (CMIS)



## *Office of Community Corrections*

The Office of Community Corrections (OCC) works with local units of government and criminal justice professionals to implement Michigan's Community Corrections Act. The purpose of the Act is to increase the range and utilization of community sanctions and services for non-violent offenders in order to reduce admissions to prison. The OCC implements program policies, guidelines and standards, and provides technical assistance to local units of government to develop and implement locally-developed comprehensive corrections plans. These plans outline criminal justice problems and how policies and practices and P.A. 511 funds will address them.

Local governments voluntarily participate in the implementation of the Act through forming Community Corrections Advisory Boards (CCABs) which have responsibilities for developing comprehensive corrections plans. The plans establish the framework for applications for funds. Since 1989, 80 counties across the state have elected to participate in implementation of the Act through the formulation of single-county, multi-county and county-city Community Corrections Advisory Boards. During Fiscal Year 2003, community corrections funds were awarded to support programming in 72 counties pursuant to plans/

proposals prepared by 44 CCABs.

During fiscal 2003, \$12,981,398 was awarded for comprehensive corrections plans and services, and \$14,909,871 for probation residential services. On December 5, 2002, Governor John Engler signed Executive Order #2002-22 that reduced the Community Corrections Plans and Services appropriations from \$13,033,000 to \$13,006,000 and the Probation Residential Services (PRS) appropriation from \$14,997,000 to \$13,685,000 - the order decreased the FY 2003 appropriation to support a daily average population from 956 to 872. As a result of the projected over-utilization of PRS funds for the remainder of FY 2003 and to ensure that residential services will be available throughout the next fiscal year, MDOC approved the reallocation of \$1.3 million from other sources to the PRS appropriation. Subsequently, on February 19, 2003 Governor Granholm signed Executive Order #2003-03 that reduced the Community Corrections Comprehensive Plans and Services appropriation by an additional \$640,000. The Executive Order was based on historical levels of OCC lapsed funds. If the lapsed funds are less than the reduction amount due to increased use of

programs, the cuts would be obtained from other Departmental sources. Local expenditures for plans and services during FY 2003 totalled \$12,248,900 and \$14,709,309 for probation residential services.

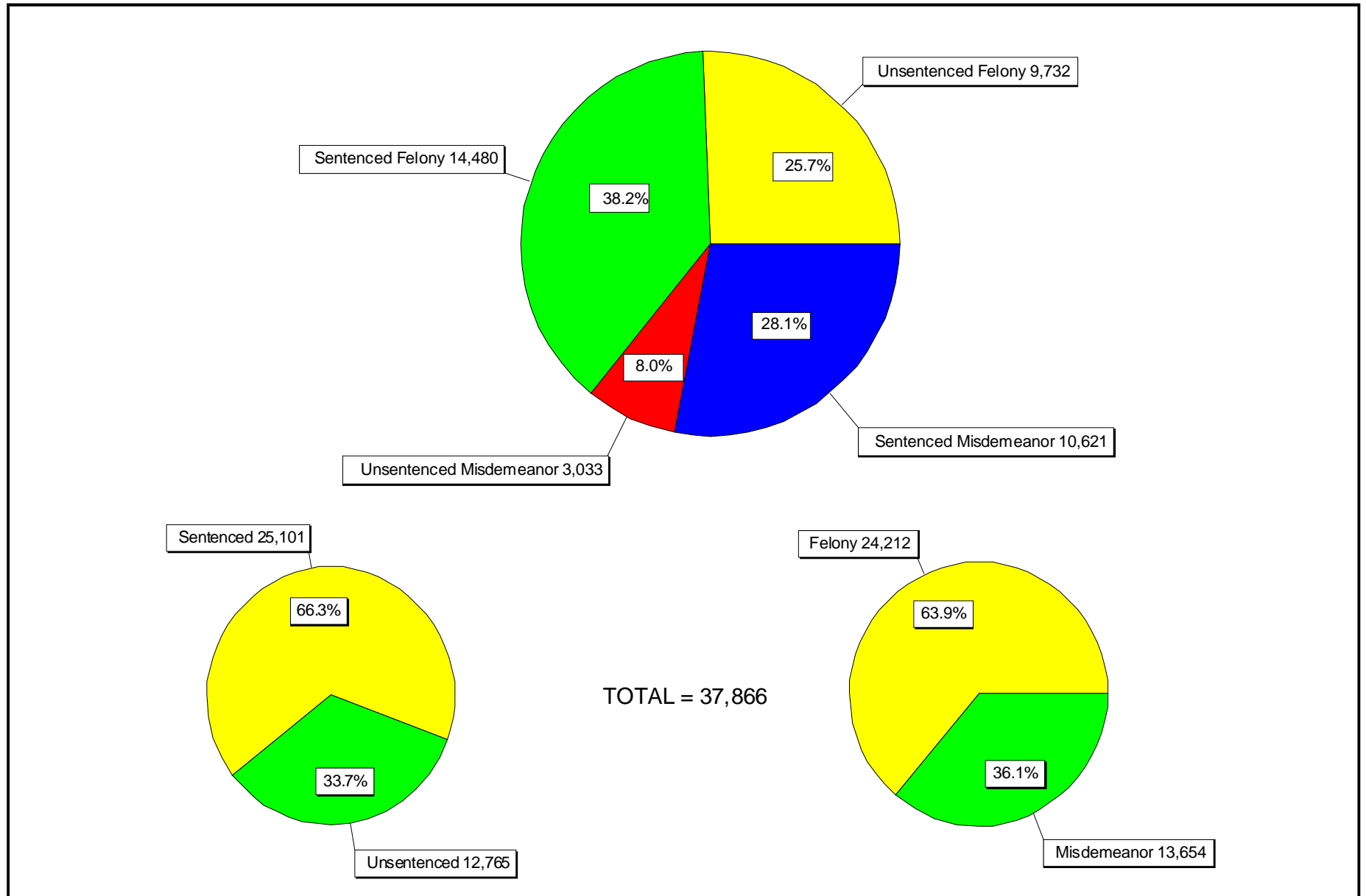
The OCC continued to work with local agencies to upgrade criminal justice information systems and to facilitate data sharing and the development of integrated information systems in FY 2003. This included efforts to integrate information from jails, courts, probation, service providers and local community corrections agencies. The goals are to reduce redundancy in data entry, improve the quality of the data available at local and state levels, improve communication among agencies and improve the efficiency of criminal justice decision making.

The number of new enrollees in community corrections programs during FY 2003 was 37,866. Table E14 shows the number of offenders determined eligible and enrolled in programs by crime class and legal status. Table E15 shows the award of comprehensive plans and service funds by program category. Table E16 illustrates the authorized and actual utilization of probation residential services.

# E14 Offenders Enrolled in P.A. 511 Community Corrections Programs in FY 2003

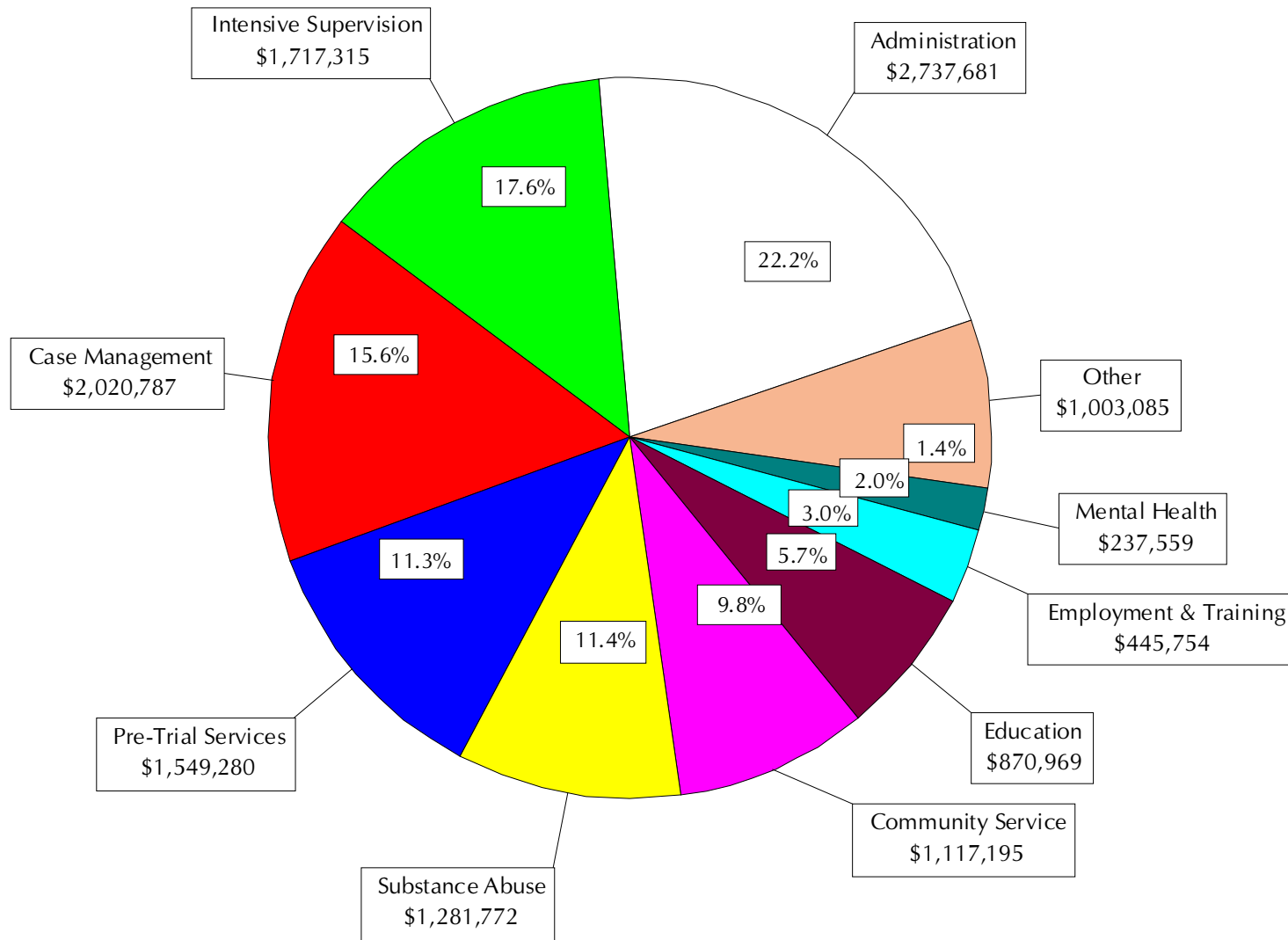
*By Crime Class and Legal Status at Enrollment*

E - 26



SOURCE: Field Operations Administration

**E15 Grants Awarded in FY 2003: \$12,981,397**  
*Community Corrections Comprehensive Plans and Services*



"Other" includes 24-Hour Structured [\$201,756].

SOURCE: Field Operations Administration

# E16 2003 Probation Residential Services

PROGRAM	AUTHORIZED AVERAGE DAILY POPULATION	ACTUAL AVERAGE DAILY POPULATION	UTILIZATION RATE
ALLEGAN/BARRY	6.4	6.3	98.6%
BAY	5.4	5.3	98.9%
BERRIEN	37.3	36.5	97.9%
CALHOUN	28.0	26.8	95.7%
EATON	3.7	2.9	78.8%
GENESEE	84.0	84.0	100.0%
INGHAM	33.4	33.2	99.4%
ISABELLA	1.1	1.0	90.9%
JACKSON	10.4	9.7	93.7%
KALAMAZOO	82.1	80.9	98.5%
KENT	90.8	90.8	100.0%
LIVINGSTON	3.1	3.1	100.0%
MACOMB	28.0	27.7	98.9%
MARQUETTE	1.1	1.1	98.2%
MIDLAND	3.0	2.7	90.9%
MONROE	14.8	14.5	97.8%
MUSKEGON	35.0	34.5	98.7%
NORTHERN MICHIGAN	4.4	3.9	88.6%
NORTHWEST MICHIGAN	10.0	9.9	99.4%
OAKLAND	104.0	104.0	100.0%
OTTAWA	3.0	3.0	100.0%
SAGINAW	53.0	51.5	97.2%
ST. CLAIR	41.0	41.0	99.9%
ST. JOSEPH	45.5	45.5	100.0%
THIRTEENTH CIRCUIT CCAB	11.0	10.7	97.3%
THIRTY-FOURTH CIRCUIT	1.8	1.5	84.3%
TWENTY-SIXTH CIRCUIT	4.8	4.4	90.9%
VAN BUREN	10.0	9.1	91.4%
WASHTENAW	17.5	17.5	99.9%
WAYNE	174.0	172.0	98.8%
WEST CENTRAL U.P.	2.5	1.8	73.2%
<b>TOTALS</b>	<b>950.0</b>	<b>916.3</b>	<b>96.5%</b>

Source: Field Operations Administration



---

# *Department Operations*

A blue square containing a white, bold, sans-serif capital letter 'F'.

This section contains data and information about a variety of Departmental programs and administrative functions, operations and services.

There are four subsections.

- *Prisoner Program, Misconduct and Litigation Statistics*
- *Bureau of Correctional Industries*
- *Health Care Services*
- *Department Expenditures and Personnel Summaries*





## *Prisoner Program, Misconduct and Litigation Statistics*

Tables F1b, F1c, and F2 provide statistics regarding prisoner participation in the various institutional programs, library and volunteer activities, religious services, and academic and vocational programs that were available during 2003.

Table F3 shows the number and disposition of misconduct charges, by location, that were issued against prisoners in 2003.

Table F4 is a summary of the number of lawsuits filed against the Department, by category and year (2000-2003).

# F1b 2003 Prisoner Library and Volunteer Activity - Average Monthly Participation

Page One of Two

Facility Code	Name	Law Library Hours	Law Library Visits	General Library Hours	General Library Visits	Average No. of Volunteers	Average No. of Volunteer Hours
LMF	Alger Maximum Corr Facility	142	1,366	22	203	3	8
CCU	•Camp Cusino	0	0	148	318	6	13
AMF	Baraga Maximum Corr Facility	321	0	0	0	78	96
CKT	•Camp Kitwen	0	60	60	153	22	39
IBC	Bellamy Creek Corr Facility	161	1,635	317	508	139	165
OTF	Boyer Road Corr Facility	146	544	126	717	80	100
DRF	Carson City Corr Facility	297	1,519	351	1,259	117	1,259
SMN	Charles E. Egeler Corr Facility	259	3,028	22	170	28	30
URF	Chippewa Corr Facility	399	537	294	424	89	307
JCS	Cooper Street Corr Facility	138	734	136	954	103	125
ITF	Deerfield Corr Facility	1,775	19,528	1,775	26,603	1,453	4,798
LRF	Earnest C. Brooks Corr Facility	297	1,519	351	1,259	117	1,259
ACF	Florence Crane Corr Facility	2,849	8,226	2,820	3,660	705	1,332
CDW	•Camp Branch	0	0	64	161	2	9
JCF	G. Robert Cotton Corr Facility	335	2,046	223	1,928	23	90
ARF	Gus Harrison Corr Facility	290	970	104	486	37	39
HTF	Hiawatha Corr Facility	1,955	6,762	1,563	12,287	327	1,084
HVM	Huron Valley Corr Facility	712	3,703	860	357	636	820
ICF	Ionia Maximum Corr Facility	172	773	172	432	40	51
KCF	Kinross Corr Facility	277	1,358	277	1,205	231	2,584
CKO	•Camp Koehler	0	0	40	120	19	25
LCF	Lakeland Corr Facility	177	1,058	177	1,086	29	54
MRF	Macomb Corr Facility	50,969	20,478	7,797	15,173	946	3,284
MBP	Marquette Branch Prison	158	484	232	623	165	346
STF	Mid-Michigan Corr Facility	193	287	194	595	92	64
NRF	Mound Corr Facility	200	2,224	211	18	65	196
MCF	Muskegon Corr Facility	161	1,789	161	1,193	77	125
NCF	Newberry Corr Facility	169	362	169	1,073	26	80
CMQ	•Camp Manistique	0	0	86	118	19	54
ECF	Oaks Corr Facility	1,970	10,926	1,964	4,362	158	1,239
CSA	•Camp Sauble	0	0	185	86	5	13
OCF	Ojibway Corr Facility	316	679	344	657	11	18
COT	•Camp Ottawa	0	0	262	632	16	75
SMT	Parnall Corr Facility	40	1,145	25	324	123	185
ATF	Parr Highway Corr Facility	1,780	3,312	1,658	7,356	395	968
SPR	Pine River Corr Facility	276	170	276	434	38	44
MPF	Pugsley Corr Facility	222	321	69	544	78	659
MTU	Richard A. Handlon Corr Fac	155	131	145	474	51	0
RCF	Riverside Corr Facility	261	636	249	732	33	60
SCF	Robert Scott Corr Facility	551	378	429	454	127	248
CBI	•Camp Brighton	144	147	0	0	78	159
RRF	Ryan Corr Facility	7,291	1,574	94	539	210	58
SRF	Saginaw Corr Facility	268	2,196	320	2,018	184	314

# F1b 2003 Prisoner Library and Volunteer Activity - Average Monthly Participation

Page Two of Two

Facility Code	Name	Law Library Hours	Law Library Visits	General Library Hours	General Library Visits	Average No. of Volunteers	Average No. of Volunteer Hours
JMF	Southern Michigan Corr Facility	1,962	20,351	2,853	11,833	788	1,406
SLF	St. Louis Corr Facility	200	1,662	169	665	28	43
SMF	Standish Maximum Corr Facility	168	1,399	16	410	33	90
CLE	•Camp Lehman	106	537	85	569	17	57
KTF	Straits Corr Facility	139	264	141	1,213	59	137
TCF	Thumb Corr Facility	208	624	208	633	65	231
CTU	•Camp Tuscola	113	10	500	74	36	47
MTF	West Shoreline Corr Facility	158	550	92	902	63	207
WCF	Western Wayne Corr Facility	114	652	61	376	100	193
Total		78,780	127,629	28,595	107,501	8,294	22,617

Source: Office of Program Services (Administration and Programs)

Note: Information is not included for prisoners under the supervision of the Field Operations Administration (CRP/SAI), and the private leased Michigan Youth Correctional Facility.

## F1c 2003 Prisoner Religious Preferences

<b>Denomination</b>	<b>Number of Participants</b>
Buddhist	294
Catholic	5,638
Church of Scientology	39
Hare Krishna	5
Jehovah Witness	611
Jewish	630
Moorish Science Temple	3,063
Muslim (Al Islam)	1,819
Nation of Islam	2,190
Native American Traditional Ways	941
Other	9,650
Protestant	25,238
Seventh Day Adventist	230

Note: Religious programming varies among the different facilities depending on population and classification levels.

Source: Office of Program Services (Administration and Programs)

## F2 Institutional Education Program Statistics - Averages for 2003

Page One of Three

	Alger Maximum	Baraga Maximum	Bellamy Creek	Boyer Road	Carson City	CFA Camps	Chippewa Corr.	Cooper Street	Deerfield	Earnest C. Brooks	Florence Crane	G. Robert Cotton	Gus Harrison	Hiawatha	Huron Valley
ACADEMIC															
Basic Education	44	70	321	82	181	351	219	124	146	124	229	228	273	5	86
GED	22	48	12	25	52	163	29	53	104	109	8	97	39	5	18
Pre-release	4	26		21		17	18	18			15		19	9	3
Title I - EDIA			70												
Special Ed			6				5					6			3
College Level															
Cell Study	22	51	80				49								12
ACADEMIC TOTAL	92	195	489	128	233	531	320	195	250	233	252	331	331	19	122
VOCATIONAL															
Auto Body															
Auto Mechanics															
Building Trades				15			21		17			17		42	
Electronics								1		24					
Food Service					19		26			21	14	18	31		
Visual Graphic									16						
Horticulture			16	13			4		15		29		7		
Custodial Maint			22			7	13	19	25	20		18	13	31	5
Machine Tool															
Business Ed				41					42					27	
Optical Tech									23						
Welding															
Technical Math															
VOCATIONAL TOTAL	0	0	38	69	19	7	64	20	138	65	43	53	51	100	5

## F2 Institutional Education Program Statistics - Averages for 2003

Page Two of Three

	Ionia Maximum	Kinross	Lakeland	Macomb	Marquette Branch Prison	Mid- Michigan	Mound	Muskegon	Newberry	Oaks	Ojibway	Parnall	Parr Highway	Pine River	Pugsley
ACADEMIC															
Basic Education	87	34	172	228	148	71	55	107	390	77	305	215	125	127	23
GED	157	6	88	42	90	43	60	126	173	36	49	55	20	118	1
Pre-release		13	21	7	22			15	54		17	31	14		
Title I - EDIA															
Special Ed					2										
College Level															
Cell Study	237				35					61					
ACADEMIC TOTAL	481	53	281	277	297	114	115	248	617	174	371	301	159	245	24
VOCATIONAL															
Auto Body		21													
Auto Mechanics		25						43				31			
Building Trades		26	5			24	3								29
Electronics						28							28		
Food Service			19	26				19						7	
Visual Graphic															
Horticulture		13	29	8		28		38				21		19	
Custodial Maint	16	30		16	38	28	23	39	45		32	5			
Machine Tool															
Business Ed		12		3	9	43								24	36
Optical Tech															
Welding		24													
Technical Math								11							
VOCATIONAL TOTAL	16	151	53	53	47	151	26	150	45	0	32	57	28	50	65



## F2 Institutional Education Program Statistics - Averages for 2003

Page Three of Three

	Richard A. Handlon MTU	Riverside	Ryan	Saginaw	Robert Scott	Southern Michigan	St. Louis	Standish Max.	Straits	Thumb	West Shoreline	Western Wayne
ACADEMIC												
Basic Education	296	152	133	186	154	60	182	64	222	155	108	141
GED	73	81	49	105	28	157	63	14	32	31	67	45
Pre-release			13	3	32	19		2		17	19	21
Title I - EDIA	23											
Special Ed	22				5			1		3		
College Level												
Cell Study			1		6	4	21	28				
ACADEMIC TOTAL	414	233	196	294	225	240	266	109	254	206	194	207
VOCATIONAL												
Auto Body												
Auto Mechanics	33											28
Building Trades	41									19		30
Electronics												
Food Service				36	16					19		
Visual Graphic						24						24
Horticulture	8	20		17						15		27
Custodial Maint	27	28		40	18	26	47		7	21		
Machine Tool	15											
Business Ed		40			25	38					59	28
Optical Tech						7						
Welding	28											
Technical Math						6						
VOCATIONAL TOTAL	152	88	0	93	59	101	47	0	7	74	59	137

SOURCE: Office of Program Services (Administration and Programs).

Note: Information is not included for prisoners under the supervision of the Field Operations Administration (CRP/SAI), and the private leased Michigan Youth Correctional Facility.

### F3 2003 Major Misconduct Statistics: Yearly Totals

Institution	Total Cases	Total Charges	Charges Not Guilty	Percent of Charges Not Guilty	Charges Dismissed	Percent of Charges Dismissed	Total Percent Not Guilty & Dismissed
Alger Maximum	2,232	2,783	32	1.1%	181	6.5%	7.7%
Baraga Maximum	2,552	3,077	63	2.0%	75	2.4%	4.5%
Bellamy Creek	3,246	3,508	119	3.4%	125	3.6%	7.0%
Boyer Road	414	448	49	10.9%	13	2.9%	13.8%
Carson City	1,901	2,123	170	8.0%	65	3.1%	11.1%
CFA Camps	2,762	2,908	223	7.7%	95	3.3%	10.9%
Charles E. Egeler RGC*	7	7	2	28.6%	0	0.0%	28.6%
Chippewa	4,508	4,954	114	2.3%	209	4.2%	6.5%
Comm. Res. Programs	804	891	32	3.6%	15	1.7%	5.3%
Cooper Street	599	673	37	5.5%	42	6.2%	11.7%
Deerfield	903	983	30	3.1%	17	1.7%	4.8%
Earnest C. Brooks	1,948	2,176	98	4.5%	108	5.0%	9.5%
Florence Crane	717	759	83	10.9%	15	2.0%	12.9%
G. Robert Cotton	2,574	2,815	169	6.0%	107	3.8%	9.8%
Gus Harrison	1,922	2,216	155	7.0%	49	2.2%	9.2%
Hiawatha	594	654	34	5.2%	17	2.6%	7.8%
Huron Valley	2,116	2,438	254	10.4%	172	7.1%	17.5%
Ionia Maximum	1,937	2,210	47	2.1%	70	3.2%	5.3%
Kinross	1,276	1,417	52	3.7%	45	3.2%	6.8%
Lakeland	889	958	112	11.7%	54	5.6%	17.3%
Macomb	1,676	1,927	180	9.3%	93	4.8%	14.2%
Marquette Branch	2,238	2,640	58	2.2%	57	2.2%	4.4%
Michigan Youth	2,202	2,644	279	10.6%	323	12.2%	22.8%
Mid-Michigan	527	581	50	8.6%	16	2.8%	11.4%
Mound	548	591	28	4.7%	23	3.9%	8.6%
Muskegon	1,990	2,218	229	10.3%	117	5.3%	15.6%
Newberry	1,438	1,552	92	5.9%	23	1.5%	7.4%
Oaks	1,426	1,516	95	6.3%	65	4.3%	10.6%
Ojibway	1,986	2,185	83	3.8%	43	2.0%	5.8%
Parnall	1,217	1,373	146	10.6%	86	6.3%	16.9%
Parr Highway	496	554	59	10.6%	21	3.8%	14.4%
Pine River	437	484	44	9.1%	17	3.5%	12.6%
Pugsley	514	547	27	4.9%	19	3.5%	8.4%
Richard A. Handlon MTU	3,654	4,140	136	3.3%	188	4.5%	7.8%
Riverside	2,188	2,411	112	4.6%	69	2.9%	7.5%
Robert Scott	1,547	1,848	365	19.8%	137	7.4%	27.2%
Ryan	696	804	74	9.2%	44	5.5%	14.7%
Saginaw	1,667	1,848	95	5.1%	39	2.1%	7.3%
SAI	125	126	3	2.4%	0	0.0%	2.4%
St. Louis	2,198	2,445	234	9.6%	119	4.9%	14.4%
Southern Michigan	2,758	3,061	178	5.8%	102	3.3%	9.1%
SPSM	1,616	1,865	86	4.6%	97	5.2%	9.8%
Standish Maximum	1,206	1,326	69	5.2%	85	6.4%	11.6%
Straits	706	762	45	5.9%	26	3.4%	9.3%
Thumb	1,026	1,164	81	7.0%	53	4.6%	11.5%
West Shoreline	733	813	52	6.4%	29	3.6%	10.0%
Western Wayne	1,037	1,161	117	10.1%	86	7.4%	17.5%
<b>TOTAL</b>	<b>71,753</b>	<b>80,584</b>	<b>4,892</b>	<b>6.1%</b>	<b>3,451</b>	<b>4.3%</b>	<b>10.4%</b>

Source: Corrections Management Information System (CMIS).

\* Charles E. Egeler is now the Charles E. Egeler Reception & Guidance Center.

## F4 Litigation Statistics, 2000 - 2003

CATEGORY	2000	2001	2002	2003
Access to Courts	10	11	15	6
Community Residential Programs	2	9	5	3
Conditions of Confinement	16	8	10	14
Disciplinary Process	20	27	24	14
Discrimination	8	6	7	9
Employee – Discrimination	44	21	7	5
Employee – Other	31	23	24	21
Failure to Protect – Prisoner	7	12	14	12
Failure to Protect – Public	1	2	0	0
Food	0	2	1	0
Freedom of Information Act	4	4	5	3
Harassment	24	29	39	45
Jail Facilities	1	0	1	0
Mail – Legal	3	0	2	8
Mail – Nonlegal	4	11	6	4
Medical	39	45	52	59
Miscellaneous	43	59	39	16
Parole Administrative Appeal*	322	230	326	284
Parole Release Process**	9	3	0	0
Parole Revocation Process	108	105	181	65
Personal Injury – Prisoner	3	14	8	4
Personal Injury – Public	0	2	6	0
Petitions for Review – APA	273	226	319	210
Prison Sites	0	0	0	0
Programming	18	10	17	6
Property	21	14	9	5
Property – Legal	0	0	2	1
Religion	8	5	8	16
Searches	4	2	3	0
Security Classification	38	29	29	17
State Habeas (Challenge Conviction)***	0	0	47	89
Time Computation	50	41	72	55
Transfer	10	4	1	3
Use of Force	19	25	32	14
Use of Restraints	1	4	2	1
Visits	6	5	3	3
<b>TOTAL LAWSUITS</b>	<b>1,147</b>	<b>988</b>	<b>1,316</b>	<b>992</b>

SOURCE: Office of Policy and Hearings (Executive Bureau).

\* This category includes all appeals of Parole Board decisions to Circuit Court under MCL 791.234(7). It includes most cases which were in the "Parole Release Process" category in earlier years.

\*\* Most of this category is now reported in the "Parole Administrative Appeal" category.

\*\*\* New reporting category established in 2002, formerly counted within Miscellaneous.





## *Bureau of Correctional Industries*

Table F5 is a seven year history of total sales and net margin for the Bureau of Correctional Industries.

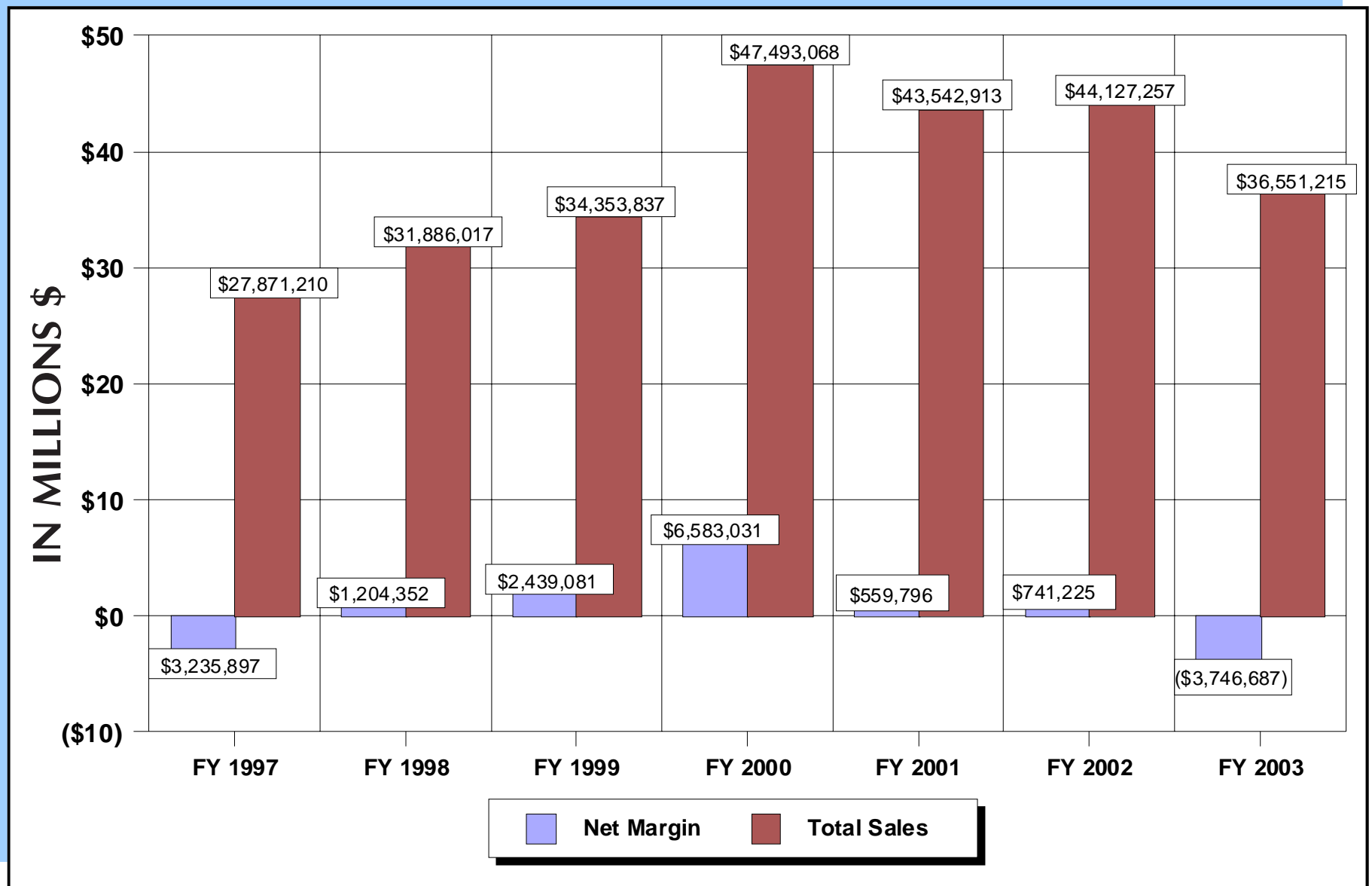
Table F6 provides more detailed information regarding total sales and net margin for factory

operations, broken down by individual factory and year (FY 2002 and FY 2003fa).

Table F7 shows the hourly pay schedule for prisoners employed in correctional industries.

# F5 Seven-Year History of Total Sales and Net Margin 1997 - 2003

F - 14



Source: Bureau of Correctional Industries (Administration and Programs).

## F6 Comparison of Total Sales and Net Margins from Factory Operations FY 2002 - FY 2003 (In Thousands)

FACTORY	SALES		NET MARGIN or (Loss)	
	FY 2002	FY 2003	FY 2002	FY 2003
Brooks Laundry	\$ 1,199	\$ 1,223	\$ (187)	\$ (53)
Camp Ottawa Sawmill	405	520	(266)	(228)
Carson City Garment	5,771	3,874	1,662	515
Carton	295	237	(8)	(6)
Chair	1,284	511	(190)	(307)
Chippewa Garment	954	843	64	(342)
Chippewa Laundry	947	1,076	(137)	(63)
Computer Operations	45	92	(248)	(186)
Dental Lab	218	219	(14)	(25)
Furniture Restoration	305	682	(454)	(191)
Optical Lab	289	319	(1)	(44)
Jackson Dairy	2,519	2,849	(104)	(193)
Jackson Garment	1,291	568	476	(94)
Jackson Laundry	1,212	1,290	(67)	(50)
Jackson Print Shop	1,024	858	(93)	(269)
Janitorial	3,145	3,066	506	549
Kinross Garment	2,371	1,673	267	(88)
License/Plate	2,822	2,523	754	383
License/Tab	-	-	(18)	-
Marquette Dairy	319	363	(278)	(204)
Marquette Garment	1,055	881	213	(59)
Mattress	1,998	1,301	287	(222)
Meat Processing	3,521	3,121	(427)	(617)
Metal Furniture	2,282	711	203	(1,084)
Plastic Bags	-	68	(6)	(58)
Ryan GIS	156	69	(50)	(107)
Shoe	2,087	1,760	266	404
Sign	502	588	(24)	(36)
Textile	4,227	3,917	(170)	(286)
Thumb Laundry	1,170	1,161	22	37
Vinyl Products	82	70	(109)	(120)
Wood Furniture	632	118	(1,170)	(707)
<b>TOTAL</b>	<b>\$ 44,127</b>	<b>\$ 36,551</b>	<b>\$ 699</b>	<b>\$ (3,751)</b>

SOURCE: Bureau of Correctional Industries (Administration and Programs).

NOTES: Dollar amounts are rounded to the nearest thousand.

Negative Net Margin represents a loss.

Differences between figures in Tables F5 and F6 are due to miscellaneous revenue.

# F7 2003 Hourly Pay Schedule

## INDUSTRIES HOURLY PAY SCHEDULE

CLASS	Automatic Increases		
	Start	30-Day	60-Day
	A	B	C
1. Trainee	.25	.27	.30
2. Semi-Skilled	.35	.40	.45
3. Skilled	.50	.55	.60
4. Highly Skilled	.65	.70	.75
7. Specialist	.80	.85	.90

Merit increases have been eliminated. Anyone currently at a pay rate which exceeds the maximum rate for that classification will be frozen.

SOURCE: Bureau of Correctional Industries (Administration and Programs).





## Health Care Services

This section presents tables and charts regarding the cost of health care services for prisoners. Services are provided by the Bureau of Health Care Services. The Bureau has two main goals:

- Provide cost-effective care.
- Provide quality care.

Tables and Charts F8 through F10 summarize the Department's FY 2003 health care costs for prisoners and include comparisons for previous years. The tables and charts:

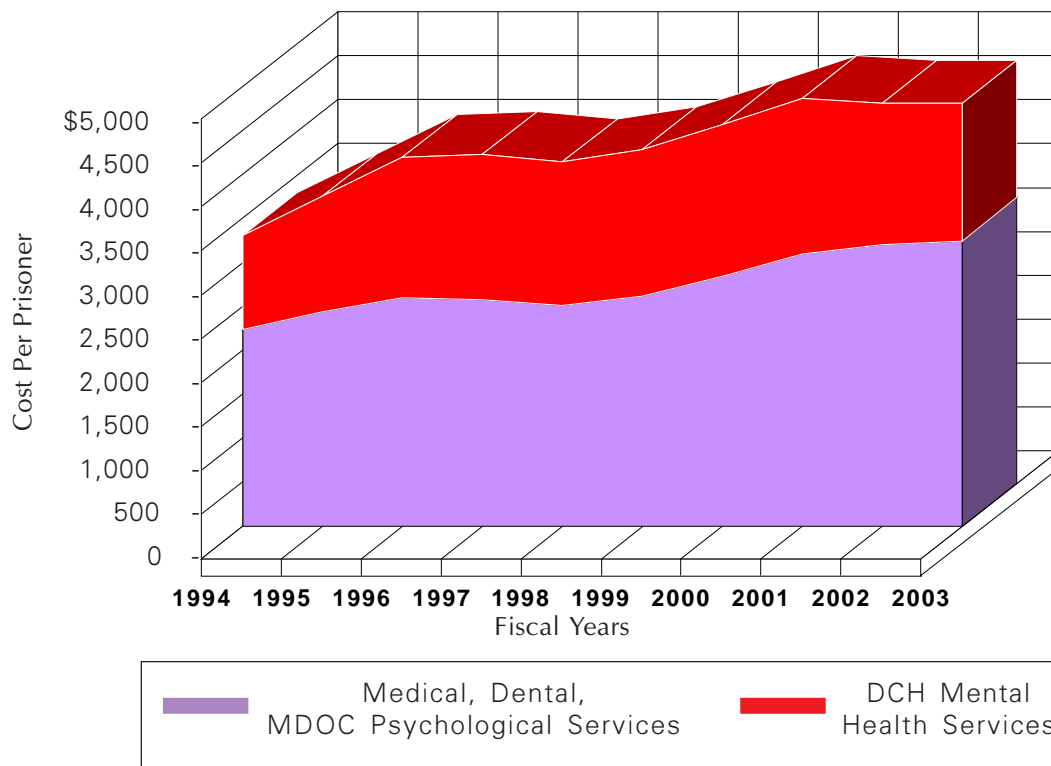
- Compare health care costs since the implementation of *managed care* for prisoners to costs prior to implementation.
- Distinguish between *medical, dental, and psychological services* provided or controlled directly by the Department of Corrections versus *mental health* care costs provided directly by the Department of Community Health (DCH) for prisoners with serious mental illness.
- Show a detailed breakdown of the costs under direct control of the Department of Corrections, (i.e. excluding the DCH costs).

# F8 Health Care Expenditures Profile

Fiscal Years 1994-2003

Fiscal Year	Average Population*	Annual Percent Change	Average Cost Per Prisoner			
			Medical, Dental, MDOC Psychological Services (MDPS)	MDPS Annual Percent Change	DCH** Mental Health	TOTAL
			<b>Prior to Implementing Managed Care</b>			
1994	39,558	---	2,240	---	1,072	3,312
1995	42,787	8.2%	2,437	8.8%	1,313	3,750
1996	44,586	4.2%	2,603	6.8%	1,596	4,199
1997	44,768	0.4%	2,573	(1.2%)	1,654	4,227
1998	45,508	1.7%	2,515	(2.3%)	1,635	4,150
			<b>After Implementing Managed Care</b>			
1999	46,030	1.1%	2,614	3.9%	1,668	4,282
2000	46,986	2.1%	2,839	8.6%	1,735	4,574
2001	48,528	3.3%	3,101	9.2%	1,766	4,867
2002	49,855	2.7%	3,197	3.1%	1,615	4,812
2003	50,561	1.4%	3,250	1.7%	1,560	4,810

**Total Average Cost Per Prisoner**



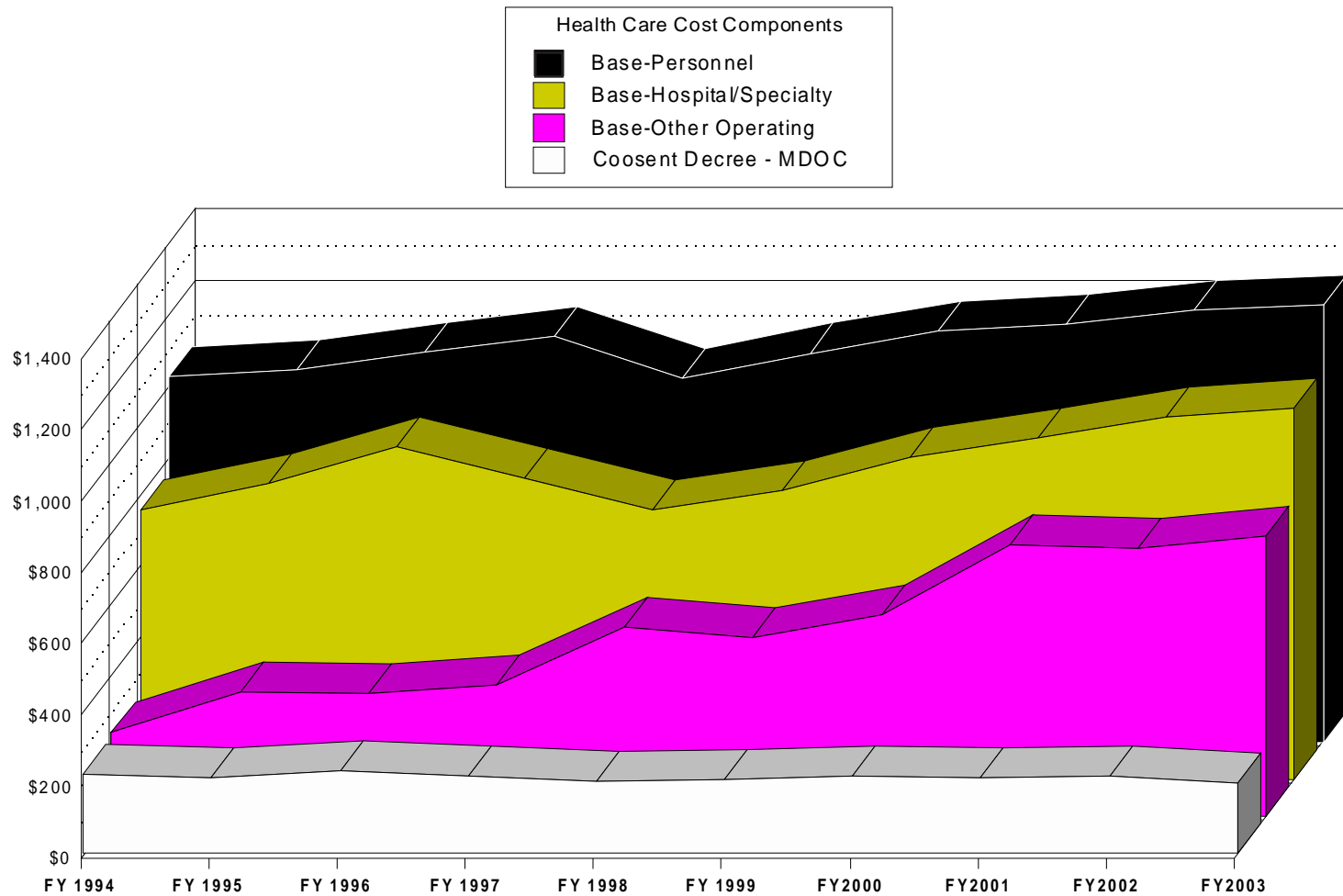
\* Based on Service Population.

\*\* Mental Health costs under direct control of the Department of Community Health (DCH) for prisoners with serious mental illness.

NOTE: Some numbers in this table have changed from those reported in previous years. This is the result of changing from a system of reporting expenditures in the year they accrued to a system of reporting expenditures in the year they were paid.

Source: Bureau of Health Care Services (Administration and Programs).

# F9 Trend of Per Prisoner Health Care Cost Components Under Direct Control of MDOC Fiscal Years 1994 - 2003\*



**Prior to Implementing Managed Care**

**After Implementing Managed Care**

	FY1994	FY1995	FY 1996	FY1997	FY1998	FY1999	FY2000	FY2001	FY2002	FY2003
Base-Personnel	\$1,025	\$1,042	\$1,092	\$1,139	\$1,022	\$1,091	\$1,151	\$1,170	\$1,212	\$1,224
Base-Hospital/Specialty	\$756	\$829	\$931	\$846	\$758	\$810	\$902	\$955	\$1,016	\$1,040
Base-Other Operating	\$235	\$351	\$345	\$368	\$531	\$503	\$565	\$761	\$751	\$787
Consent Decree - MDOC	\$224	\$215	\$235	\$219	\$205	\$209	\$220	\$215	\$218	\$199

SOURCE: Bureau of Health Care Services (Administration and Programs)

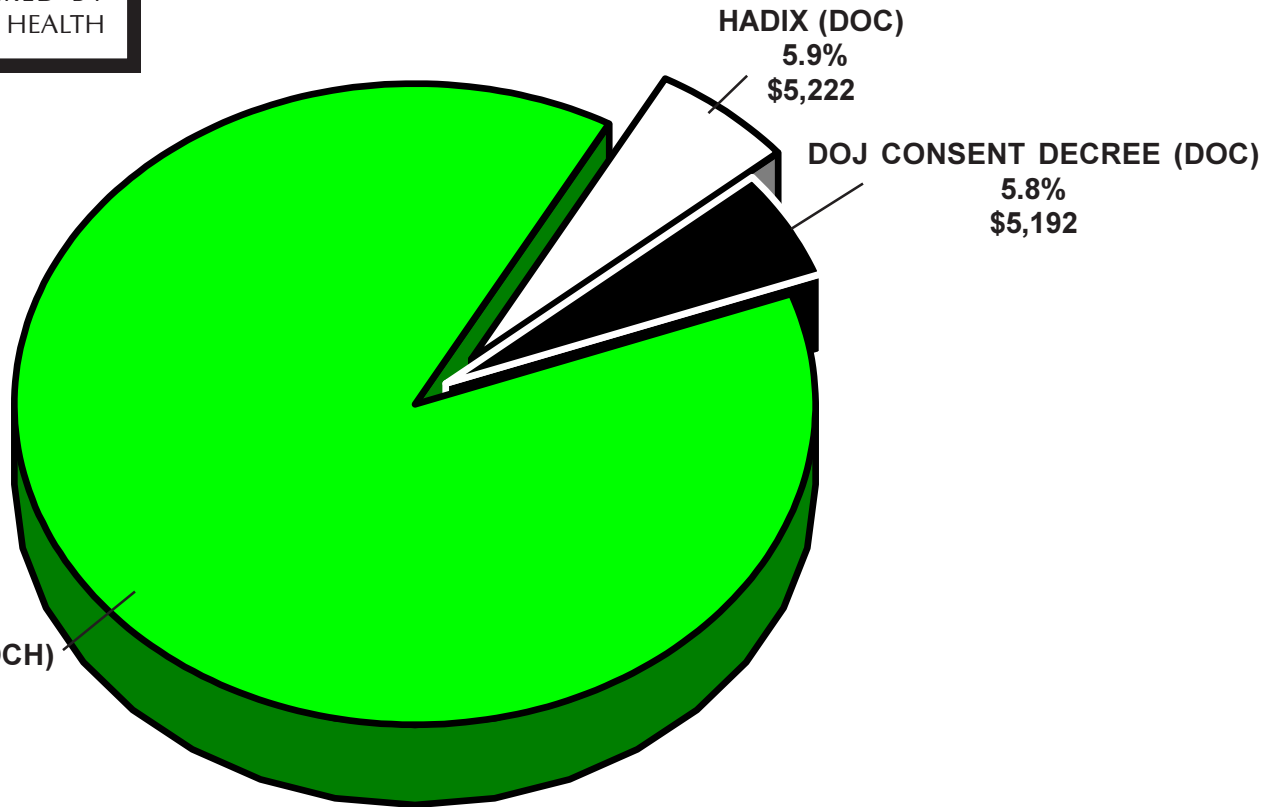
\*Excludes mental health costs under the direct control of the Department of Community Health.

Some numbers in this table have changed from those reported in previous years. This is the result of changing from a system of reporting expenditures in the year they accrued to a system of reporting expenditures in the year they were paid.

# F10 Consent Decree Health Care Expenditures - FY 2003

(In Thousands)

88% OF CONSENT DECREE DOLLARS SUPPORT MENTAL HEALTH PROGRAMS FOR PRISONERS ADMINISTERED BY DEPARTMENT OF COMMUNITY HEALTH



F - 20

NOTE: Consent Decree Expenditures represent the cost of program improvements made pursuant to agreement with the federal court or by court order under the Consent Decrees.

FY 2003	HADIX (DOC)	DEPT. OF JUSTICE CONSENT DECREE (DOC)	DEPT. OF JUSTICE PSYCHIATRIC PLAN (DCH)	TOTAL FY 2003 EXPENDITURES
EXPENDITURES (Thousands)	\$5,222	\$5,197	\$78,889	\$89,308

---

# *Department Operations*



## *Department Expenditures and Personnel Summaries*

This section summarizes how the Department spent its fiscal year 2003 appropriations and presents statistics regarding the Department's employees.

Table F11 shows spending broken down by facilities and other Departmental operations. Table F11a is a summary chart of Department spending by function.

Tables F12 and F12a present information about the number and characteristics of Department employees by location.

# F11 Actual Expenditures and Encumbrances Excluding Capital Outlay — FY 2003

F - 22

Location	Percent	Expenditures
<b>Central Office Administration</b>	1.20%	\$ 18,868,606
<b>Department-Wide Costs:</b>		
County Jail Reimbursement	0.09	1,387,983
Equipment and Special Maintenance	0.13	2,054,000
Inmate Legal Services Program	0.04	670,832
New Employee Training	0.34	5,397,316
Prosecutorial and Detainer Expenses	0.26	4,032,508
Substance Abuse Programs	1.08	17,029,800
Training Administration	0.27	4,234,930
Workers Compensation	1.28	20,232,085
<b>Office of Community Corrections</b>	1.61	25,367,574
<b>Field Operations, including CRP and SAI</b>	9.22	145,226,361
<b>Health Care/Clinical</b>	9.79	154,164,297
<b>Consent Decree</b>	6.39	100,728,542
<b>Information Technology<sup>1</sup></b>	0.91	14,303,371
<b>Correctional Facilities:</b>		
Correctional Facilities Administration <sup>2</sup>	2.24	35,344,327
Alger Maximum Correctional Facility	1.74	27,415,317
Baraga Maximum Correctional Facility	1.99	31,389,452
Bellamy Creek Correctional Facility	2.02	31,791,386
Carson City Correctional Facility*	2.58	40,708,133
Charles E. Egeler Correctional Facility	2.25	35,490,796
Chippewa Correctional Facility*	2.49	39,161,209
Cooper Street Correctional Facility	1.30	20,418,219
Deerfield Correctional Facility	1.00	15,708,104
Earnest C. Brooks Correctional Facility*	2.47	38,836,945
Florence Crane Correctional Facility	1.84	28,946,647
G. Robert Cotton Correctional Facility	2.02	31,894,076
Gus Harrison Correctional Facility*	2.46	38,812,190

Location	Percent	Expenditures
<b>Correctional Facilities (Cont'd.)</b>		
Huron Valley Correctional Facility	1.31	20,682,740
Ionia Maximum Correctional Facility	1.60	25,201,706
Jackson Central Region	0.83	13,060,123
Kinross Correctional Facility*	2.81	44,260,983
Lakeland Correctional Facility	1.42	22,342,486
Macomb Correctional Facility	1.57	24,682,237
Marquette Branch Prison	2.12	33,358,232
Michigan Reformatory	0.33	5,195,855
Michigan Youth Correctional Facility <sup>3</sup>	0.01	197,133
Mound Correctional Facility	1.56	24,577,108
Muskegon Correctional Facility	1.40	22,002,900
Newberry Correctional Facility	1.64	25,766,646
Oaks Correctional Facility	1.85	29,197,642
Ojibway Correctional Facility	1.33	20,964,345
Parnall Correctional Facility	1.29	20,295,837
Pine River Correctional Facility	1.00	15,709,195
Pugsley Correctional Facility	1.02	16,070,127
Richard A. Handlon Correctional Facility	1.29	20,295,016
Riverside Correctional Facility	1.50	23,651,462
Robert Scott Correctional Facility	2.01	31,704,392
Ryan Correctional Facility	1.62	25,487,591
Saginaw Correctional Facility	1.63	25,699,355
Southern Michigan Correctional Facility	1.88	29,643,075
SPSM Central Complex <sup>4</sup>	0.00	
St. Louis Correctional Facility*	2.82	44,355,317
Standish Maximum Correctional Facility	2.01	31,652,122
Thumb Correctional Facility	1.80	28,303,724
Western Wayne Correctional Facility	1.34	21,180,440
<b>TOTALS</b>	<b>100.00%</b>	<b>\$1,575,152,792</b>

<sup>1</sup>Consolidated into one appropriation line in FY 2003.

<sup>2</sup>Academic/Voc was consolidated into one appropriation unit.

<sup>3</sup>Private, leased institution operated by WackenhutGeo Group for prisoners under the age of 20.

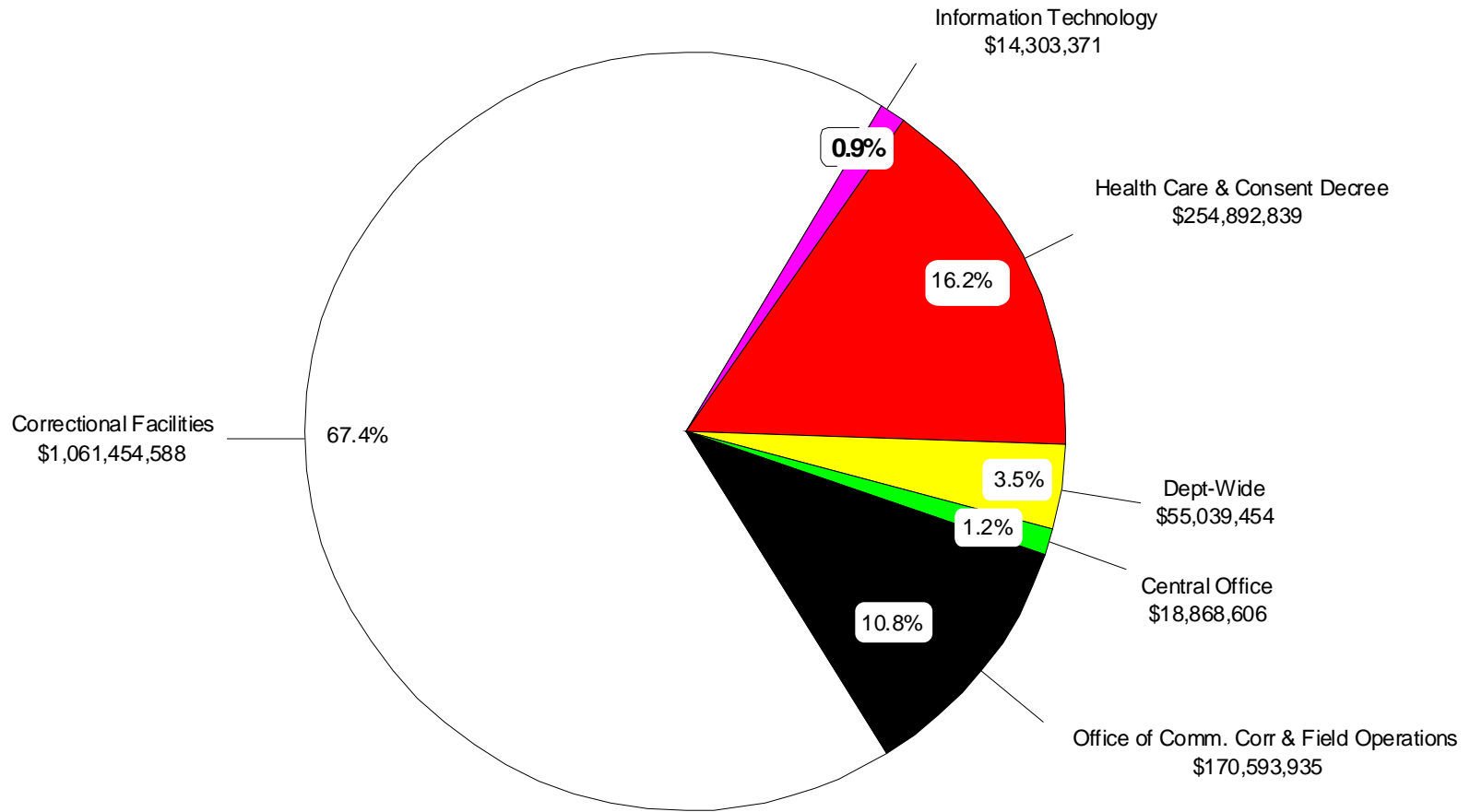
<sup>4</sup>SPSM Central Complex ceased operation in 2002.

\*Multiple facilities consolidated into one appropriation unit.

SOURCE: Office of Fiscal Management (Administration and Programs).

# F11a FY 2003 Corrections Operating Expenditures: \$1,575,152,792

F - 23



Correctional Facilities, including Health Care and Consent Decree: \$1,316,347,427 = 83.6%

SOURCE: Office of Fiscal Management (Administration and Programs).

# F12 Number of Employees as of December 20, 2003<sup>1</sup>

Location	Total Employees	Total Minority Employees	Total Corrections Officers <sup>1</sup>	Total Female Corrections Officers	Total Minority Corrections Officers
Alger Maximum Correctional Facility (LMF)	368	22	249	41	12
Baraga Maximum Correctional Facility (AMF)	442	21	303	28	15
Bellamy Creek Correctional Facility (IBC)	516	70	321	53	46
Bureau of Correctional Industries (BCI)	208	25	0	0	0
Carson City Correctional Facility <sup>2</sup> (DRF)	569	39	333	66	20
Central Office (CO)	581	129	0	0	0
Charles E. Egeler Correctional Facility (SMN)	777	124	447	61	58
Chippewa Correctional Facility <sup>3</sup> (URF)	594	71	327	38	48
Cooper Street Correctional Facility (JCS)	281	46	177	26	25
Deerfield Correctional Facility (ITF)	209	26	116	19	15
Earnest C. Brooks Correctional Facility <sup>4</sup> (LRF)	533	146	303	69	82
Field Operations Administration (FOA)	1,950	621	144	42	58
Florence Crane Correctional Facility (ACF)	380	23	237	60	13
G. Robert Cotton Correctional Facility (JCF)	450	82	292	57	61
Gus Harrison Correctional Facility <sup>5</sup> (ARF)	548	60	326	54	27
Huron Valley Correctional Facility (HVM)	298	94	182	36	64
Ionia Maximum Correctional Facility (ICF)	373	45	273	37	26
Jackson Central Region	107	15	0	0	0
Kinross Correctional Facility <sup>6</sup> (KCF)	578	82	367	43	57
Lakeland Correctional Facility (LCF)	289	21	175	28	11
Macomb Correctional Facility (MRF)	336	103	207	52	57
Marquette Branch Prison (MBP)	434	20	261	18	12
Mid-Michigan Correctional Facility <sup>7</sup> (STF)	624	58	394	53	29
Mound Correctional Facility (NRF)	337	254	233	68	174
Muskegon Correctional Facility (MCF)	295	77	161	38	44
Newberry Correctional Facility (NCF)	364	36	224	39	27
Oaks Correctional Facility (ECF)	383	11	261	40	9
Ojibway Correctional Facility (OCF)	300	5	176	29	2
Parnall Correctional Facility (SMT)	280	61	164	41	34
Pine River Correctional Facility (SPR)	235	16	130	22	9
Pugsley Correctional Facility (MPF)	226	11	127	17	5
Richard A. Handlon Corr. Facility (MTU)	308	33	170	35	21
Riverside Correctional Facility (RCF)	462	49	285	46	34
Robert Scott Correctional Facility (SCF)	424	240	252	166	162
Ryan Correctional Facility (RRF)	326	244	214	74	166
Saginaw Correctional Facility (SRF)	386	67	240	64	49
Southern Michigan Correctional Fac. (JMF)	429	93	296	45	57
Standish Maximum Correctional Fac. (SMF)	436	28	301	53	19
Thumb Correctional Facility (TCF)	379	69	247	61	47
Western Wayne Correctional Facility (WCF)	280	177	170	83	112
<b>TOTALS</b>	<b>17,295</b>	<b>3,414</b>	<b>9,085</b>	<b>1,802</b>	<b>1,707</b>

SOURCE: Office of Personnel and Labor Relations (Administration and Programs).

INCLUDES: <sup>1</sup>Corrections Officers, Corrections Medical Aides, Resident Unit Officers and Work Camp Supervisors.

<sup>2</sup>Boyer Road Corr. Fac. <sup>3</sup>Straits Corr. Fac. <sup>4</sup>West Shoreline Corr. Fac. <sup>5</sup>Parr Highway Corr. Fac.

<sup>6</sup>Hiawatha Corr. Fac. <sup>7</sup>St. Louis Corr. Fac.

NOTE: December 20 represents the last pay period of 2003.

The Camp Program is not reported separately because camps were annexed by nearby institutions in 1997.



# F12a Corrections Officers as of December 20, 2003<sup>1</sup>

INSTITUTION	MALES	FEMALES	TOTAL
Alger Maximum Correctional Facility (LMF)	208	41	249
Baraga Maximum Correctional Facility (AMF)	275	28	303
Bellamy Creek Correctional Facility (IBC)	268	53	321
Carson City Correctional Facility <sup>2</sup> (DRF)	267	66	333
Charles E. Egeler Correctional Facility (SMN)	386	61	447
Chippewa Correctional Facility <sup>3</sup> (URF)	289	38	327
Cooper Street Correctional Facility (JCS)	151	26	177
Deerfield Correctional Facility (ITF)	97	19	116
Earnest C. Brooks Correctional Facility <sup>4</sup> (LRF)	234	69	303
Field Operations Administration (FOA)	102	42	144
Florence Crane Correctional Facility (ACF)	177	60	237
G. Robert Cotton Correctional Facility (JCF)	235	57	292
Gus Harrison Correctional Facility <sup>5</sup> (ARF)	272	54	326
Huron Valley Correctional Facility (HVM)	146	36	182
Ionia Maximum Correctional Facility (ICF)	236	37	273
Kinross Correctional Facility <sup>6</sup> (KCF)	324	43	367
Lakeland Correctional Facility (LCF)	147	28	175
Macomb Correctional Facility (MRF)	155	52	207
Marquette Branch Prison (MBP)	243	18	261
Mid-Michigan Correctional Facility <sup>7</sup> (STF)	341	53	394
Mound Correctional Facility (NRF)	165	68	233
Muskegon Correctional Facility (MCF)	123	38	161
Newberry Correctional Facility (NCF)	185	39	224
Oaks Correctional Facility (ECF)	221	40	261
Ojibway Correctional Facility (OCF)	147	29	176
Parnall Correctional Facility (SMT)	123	41	164
Pine River Correctional Facility (SPR)	108	22	130
Pugsley Correctional Facility (MPF)	110	17	127
Richard A. Handlon Corr. Facility (MTU)	135	35	170
Riverside Correctional Facility (RCF)	239	46	285
Robert Scott Correctional Facility (SCF)	86	166	252
Ryan Correctional Facility (RRF)	140	74	214
Saginaw Correctional Facility (SRF)	176	64	240
Southern Michigan Correctional Fac. (JMF)	251	45	296
Standish Maximum Correctional Fac. (SMF)	248	53	301
Thumb Correctional Facility (TCF)	186	61	247
Western Wayne Correctional Facility (WCF)	87	83	170
<b>TOTAL</b>	<b>7,283</b>	<b>1,802</b>	<b>9,085</b>

SOURCE: Office of Personnel and Labor Relations (Administration and Programs).

INCLUDES: <sup>1</sup>Corrections Officers, Corrections Medical Aides, Resident Unit Officers and Work Camp Supervisors.

<sup>2</sup>Boyer Road Corr. Fac. <sup>3</sup>Straits Corr. Fac. <sup>4</sup>West Shoreline Corr. Fac. <sup>5</sup>Parr Highway Corr. Fac.

<sup>6</sup>Hiawatha Corr. Fac. <sup>7</sup>St. Louis Corr. Fac.

NOTE: December 20 represents the last pay period of 2003.

The Camp Program is not reported separately because camps were annexed by nearby institutions in 1997.