

## Michigan State Board of Education

**Kathleen N. Straus, President**  
*Bloomfield Township*

**John C. Austin, Vice President**  
*Ann Arbor*

**Carolyn L. Curtin, Secretary**  
*Ewart*

**Marianne Yared McGuire, Treasurer**  
*Detroit*

**Nancy Danhof, NASBE Delegate**  
*East Lansing*

**Elizabeth W. Bauer, Member**  
*Birmingham*

**Reginald M. Turner, Member**  
*Detroit*

**Eileen Lappin Weiser, Member**  
*Ann Arbor*

**Governor Jennifer M. Granholm**  
*Ex Officio*

**Michael P. Flanagan, Chairman**  
*Superintendent of Public Instruction*  
*Ex Officio*

**Jeremy M. Hughes, Ph.D.**  
*Deputy Superintendent/Chief Academic Officer*

**Dr. Yvonne Caamal Canul, Director**  
*Office of School Improvement*

### Contact:

Michigan Department of Education  
Office of School Improvement  
Dr. Yvonne Caamal Canul, Director  
(517) 241-3147

[www.michigan.gov/mde](http://www.michigan.gov/mde)



v.7.05

# A Parent's Guide to MATHEMATICS GRADE LEVEL CONTENT EXPECTATIONS

WHAT YOUR CHILD NEEDS  
TO KNOW BY THE END OF

## FIFTH GRADE



## Welcome to Our School!

This school year promises to be an exciting time for your child, filled with learning, discovery, and growth. It is also a time to share a new guide the Michigan Department of Education has developed for you. *A Parent's Guide to Grade Level Content Expectations* outlines the types of literacy and mathematics skills students should know and be able to do at the end of each grade.

Please feel free to share this guide with your family and friends. Use it when you talk with your child's teacher. Ask what *you* can do to support learning in the classroom and reinforce learning at home. You can find more ideas and tools to help you stay involved in your child's education at [www.michigan.gov/mde](http://www.michigan.gov/mde).

We value and share your commitment to your child's education. We look forward to working together to help your child achieve and succeed.

Your School Principal (customize)

## Welcome to Our School!

This school year promises to be an exciting time for your child, filled with learning, discovery, and growth. It is also a time to share a new guide the Michigan Department of Education has developed for you. *A Parent's Guide to Grade Level Content Expectations* outlines the types of literacy and mathematics skills students should know and be able to do at the end of each grade.

Please feel free to share this guide with your family and friends. Use it when you talk with your child's teacher. Ask what *you* can do to support learning in the classroom and reinforce learning at home. You can find more ideas and tools to help you stay involved in your child's education at [www.michigan.gov/mde](http://www.michigan.gov/mde).

We value and share your commitment to your child's education. We look forward to working together to help your child achieve and succeed.

Your School Principal (customize)

## **A Parent's Guide to Grade Level Content Expectations**

### **Michigan Sets High Academic Standards – for ALL**

This booklet is a part of Michigan's Mathematics and English Language Arts Grade Level Content Expectations (GLCE). It is just one in a series of tools available for schools and families. The Michigan Department of Education (MDE) will provide similar booklets for families of children in kindergarten through eighth grade by June, 2005.

Teacher versions of the Grade Level Content Expectations are finished for grades Kindergarten through eight. They state in clear and measurable terms what students in each grade are expected to know and be able to do. They also guide the design of the state's grade level MEAP tests required in the No Child Left Behind (NCLB) legislation.

Educators and classroom teachers from Michigan school districts have been involved in the development and/or review of Michigan's GLCE. The expectations were designed to ensure that students receive seamless instruction, from one grade to the next, leaving no gaps in any child's education. More importantly, they set high expectations in literacy and mathematics so we can better prepare all K-12 students for the challenges they will face in a global 21<sup>st</sup> century.

To learn more about the Michigan Curriculum Framework, visit [www.michigan.gov/mde](http://www.michigan.gov/mde) and click on "K-12 Curriculum."

## **A Parent's Guide to Grade Level Content Expectations**

### **Michigan Sets High Academic Standards – for ALL**

This booklet is a part of Michigan's Mathematics and English Language Arts Grade Level Content Expectations (GLCE). It is just one in a series of tools available for schools and families. The Michigan Department of Education (MDE) will provide similar booklets for families of children in kindergarten through eighth grade by June, 2005.


Teacher versions of the Grade Level Content Expectations are finished for grades Kindergarten through eight. They state in clear and measurable terms what students in each grade are expected to know and be able to do. They also guide the design of the state's grade level MEAP tests required in the No Child Left Behind (NCLB) legislation.

Educators and classroom teachers from Michigan school districts have been involved in the development and/or review of Michigan's GLCE. The expectations were designed to ensure that students receive seamless instruction, from one grade to the next, leaving no gaps in any child's education. More importantly, they set high expectations in literacy and mathematics so we can better prepare all K-12 students for the challenges they will face in a global 21<sup>st</sup> century.

To learn more about the Michigan Curriculum Framework, visit [www.michigan.gov/mde](http://www.michigan.gov/mde) and click on "K-12 Curriculum."

**Fifth Grade Mathematics** is the science of patterns and relationships. It is the language and logic of our technological world. Mathematical power is the ability to explore, to imagine, to reason logically and to use a variety of mathematical methods to solve problems—all important tools for children’s futures. A mathematically powerful person should be able to:

- reason mathematically
- communicate mathematically
- solve problems using mathematics
- make connections within mathematics and between mathematics and other fields



Michigan’s **Mathematics Grade Level Content Expectations** (GLCE) are organized into five strands:

- Number and Operations
- Algebra
- Geometry
- Measurement
- Data and Probability

In the fifth grade, emphasis within the number area shifts to understanding of the addition and subtraction of fractions, with continued consolidation of multiplication and division concepts and skills with whole numbers. The idea of remainders in whole number division is addressed. Students learn the meaning of a fraction as the result of a division problem, and learn to work with decimals and percentages. In geometry and measurement, there is emphasis on the meaning and measurement of angles, and on solving problems involving areas and angles. Work in number using exponents and factors begin to lead to algebraic ideas that will be more visible in grade six.

### Glossary Terms

Words that have asterisks (\*) are defined in the Glossary located in the back of this booklet.

**Fifth Grade Mathematics** is the science of patterns and relationships. It is the language and logic of our technological world. Mathematical power is the ability to explore, to imagine, to reason logically and to use a variety of mathematical methods to solve problems—all important tools for children’s futures. A mathematically powerful person should be able to:

- reason mathematically
- communicate mathematically
- solve problems using mathematics
- make connections within mathematics and between mathematics and other fields



Michigan’s **Mathematics Grade Level Content Expectations** (GLCE) are organized into five strands:

- Number and Operations
- Algebra
- Geometry
- Measurement
- Data and Probability

In the fifth grade, emphasis within the number area shifts to understanding of the addition and subtraction of fractions, with continued consolidation of multiplication and division concepts and skills with whole numbers. The idea of remainders in whole number division is addressed. Students learn the meaning of a fraction as the result of a division problem, and learn to work with decimals and percentages. In geometry and measurement, there is emphasis on the meaning and measurement of angles, and on solving problems involving areas and angles. Work in number using exponents and factors begin to lead to algebraic ideas that will be more visible in grade six.

### Glossary Terms

Words that have asterisks (\*) are defined in the Glossary located in the back of this booklet.

## NUMBER AND OPERATIONS

### Understand Division of Whole Numbers

- Understand the meaning of division of whole numbers, with and without remainders.
- Relate division to fractions.

Example:

$$1 \div 2 = \frac{1}{2}$$

Relate division to repeated subtraction:

Example:

$24 \div 8 = 3$  means three 8's can be taken out of 24 with nothing left over:  $24 - \underline{8} - \underline{8} - \underline{8} = 0$ .

Example:

$26 \div 8 = 3 \text{ r } 2$  means three 8's can be taken out of 26 with 2 left over:  $26 - \underline{8} - \underline{8} - \underline{8} = 2$

Relate division of whole numbers with remainders to the form

$$a = bq + r$$

Example:

$$34 \div 5 = 6 \text{ r } 4 \quad \text{so } 5 \times 6 + 4 = 34$$

- Write mathematical statements involving division for given situations.

Example:

How many photo pages would you need for 48 pictures if 6 pictures fit on a page?

$$48 \div 6 = 8 \text{ photo pages}$$

### Multiply and Divide Whole Numbers

- Multiply a multi-digit number by a two-digit number; be able to see and explain common errors in computing the answer, like not accounting for place value.

Example:

(correct)	$\begin{array}{r} 536 \\ \times 12 \\ \hline 1072 \\ +5360 \\ \hline 6432 \end{array}$	(error)	$\begin{array}{r} 536 \\ \times 12 \\ \hline 1072 \\ +536 \\ \hline 1608 \end{array}$
-----------	--	---------	---

2

## NUMBER AND OPERATIONS

### Understand Division of Whole Numbers

- Understand the meaning of division of whole numbers, with and without remainders.
- Relate division to fractions.

Example:

$$1 \div 2 = \frac{1}{2}$$

Relate division to repeated subtraction:

Example:

$24 \div 8 = 3$  means three 8's can be taken out of 24 with nothing left over:  $24 - \underline{8} - \underline{8} - \underline{8} = 0$ .

Example:

$26 \div 8 = 3 \text{ r } 2$  means three 8's can be taken out of 26 with 2 left over:  $26 - \underline{8} - \underline{8} - \underline{8} = 2$

Relate division of whole numbers with remainders to the form

$$a = bq + r$$

Example:

$$34 \div 5 = 6 \text{ r } 4 \quad \text{so } 5 \times 6 + 4 = 34$$

- Write mathematical statements involving division for given situations.

Example:

How many photo pages would you need for 48 pictures if 6 pictures fit on a page?

$$48 \div 6 = 8 \text{ photo pages}$$

### Multiply and Divide Whole Numbers

- Multiply a multi-digit number by a two-digit number; be able to see and explain common errors in computing the answer, like not accounting for place value.

Example:

(correct)	$\begin{array}{r} 536 \\ \times 12 \\ \hline 1072 \\ +5360 \\ \hline 6432 \end{array}$	(error)	$\begin{array}{r} 536 \\ \times 12 \\ \hline 1072 \\ +536 \\ \hline 1608 \end{array}$
-----------	--	---------	---

2

## Multiply and Divide Whole Numbers, continued

- Solve applied problems involving multiplication and division of whole numbers.
- Divide fluently up to a 4 digit number by a 2 digit number. 5th grade students are expected to have developed a 'toolkit' of strategies that they can use to divide efficiently and accurately, including mental math skills and algorithms\*.  $2000 \div 50$  can easily be solved using number sense, i.e.  $20 \div 5=4$  so  $2000 \div 50=40$ . However more complex problems, for example,  $4260 \div 12$ , require more sophisticated approaches, including the traditional algorithm or variations thereof, such as the partial products algorithm:

$$\begin{array}{r} 12 \overline{)4260} \\ \underline{3600} \quad 300 \text{ (12 x 300 = 3600)} \\ 660 \\ \underline{600} \quad 50 \text{ (12 x 50 = 600)} \\ 60 \\ \underline{60} \quad 5 \text{ (12 x 5 = 60)} \\ 0 \quad 355 \end{array}$$

Whatever method students use, it need to make sense to them so they are able to complete the computation quickly and accurately.

## Find Prime Factorizations of Whole Numbers

- Find the prime factorization\* of numbers between 1 and 50; represent using exponents\*.

Example:

$24 = 2 \times 12 = 2 \times 2 \times 6 = 2 \times 2 \times 2 \times 3$ . Since 2 and 3 are prime\* numbers 24 is factored down as far as it can go.  $2^3 \times 3^1$  represents  $2 \times 2 \times 2 \times 3$  using exponents.

## Understand the Meaning of Decimal Fractions and Percentages

- Understand the relative magnitude of ones, tenths, and hundredths and the relationship of each place value to the place to its right.

Example:

1 is 10 tenths, one tenth is 10 hundredths

- Understand percentages as parts out of 100, use % notation, and express a part of a whole as a percentage.

Example:

40 out of 100 = 40%

50 out of 100 = 50%

$\frac{3}{4}$  of the whole is 75%

3

## Multiply and Divide Whole Numbers, continued

- Solve applied problems involving multiplication and division of whole numbers.
- Divide fluently up to a 4 digit number by a 2 digit number. 5th grade students are expected to have developed a 'toolkit' of strategies that they can use to divide efficiently and accurately, including mental math skills and algorithms\*.  $2000 \div 50$  can easily be solved using number sense, i.e.  $20 \div 5=4$  so  $2000 \div 50=40$ . However more complex problems, for example,  $4260 \div 12$ , require more sophisticated approaches, including the traditional algorithm or variations thereof, such as the partial products algorithm:

$$\begin{array}{r} 12 \overline{)4260} \\ \underline{3600} \quad 300 \text{ (12 x 300 = 3600)} \\ 660 \\ \underline{600} \quad 50 \text{ (12 x 50 = 600)} \\ 60 \\ \underline{60} \quad 5 \text{ (12 x 5 = 60)} \\ 0 \quad 355 \end{array}$$

Whatever method students use, it need to make sense to them so they are able to complete the computation quickly and accurately.

## Find Prime Factorizations of Whole Numbers

- Find the prime factorization\* of numbers between 1 and 50; represent using exponents\*.

Example:

$24 = 2 \times 12 = 2 \times 2 \times 6 = 2 \times 2 \times 2 \times 3$ . Since 2 and 3 are prime\* numbers 24 is factored down as far as it can go.  $2^3 \times 3^1$  represents  $2 \times 2 \times 2 \times 3$  using exponents.

## Understand the Meaning of Decimal Fractions and Percentages

- Understand the relative magnitude of ones, tenths, and hundredths and the relationship of each place value to the place to its right.

Example:

1 is 10 tenths, one tenth is 10 hundredths

- Understand percentages as parts out of 100, use % notation, and express a part of a whole as a percentage.

Example:

40 out of 100 = 40%

50 out of 100 = 50%

$\frac{3}{4}$  of the whole is 75%

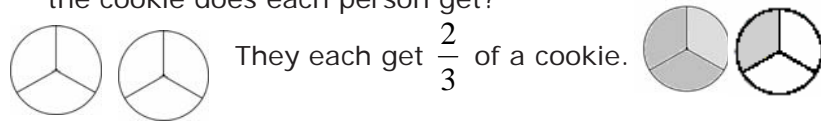
3

### Understand Fractions as Division Statements; Find Equivalent Fractions

- Understand a fraction as a statement of division using simple fractions and pictures to represent.

Example:  $2 \div 3 = \frac{2}{3}$

If these 2 cookies are divided among 3 people, what fraction of the cookie does each person get?



- Given two fractions, express them as equivalent fractions\* with a common denominator\*.

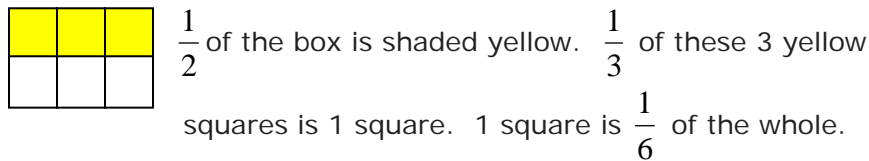
Example:

Does  $\frac{2}{3} = \frac{8}{12}$ ?  $\frac{2}{3} = \frac{4}{6}$  and  $\frac{8}{12} = \frac{4}{6}$  so  $\frac{2}{3} = \frac{8}{12}$ .

### Multiply and Divide Fractions

Find the product of two unit fractions with small denominators using area model.

Example:  $\frac{1}{3} \times \frac{1}{2} = \frac{1}{6}$



- Divide a unit fraction\* by a whole number.

Example:

$\frac{1}{2} \div 4 \rightarrow$  If  $\frac{1}{2}$  is divided into 4 pieces, each piece equals  $\frac{1}{8}$ ;

or what part of 4 goes into  $\frac{1}{2}$ ?  $\frac{1}{8}$  therefore  $\frac{1}{2} \div 4 = \frac{1}{8}$ .

- Divide a whole number by a unit fraction\*.

Example:  $4 \div \frac{1}{2} \rightarrow$  How many  $\frac{1}{2}$ 's are in 4? 8; or 4 wholes

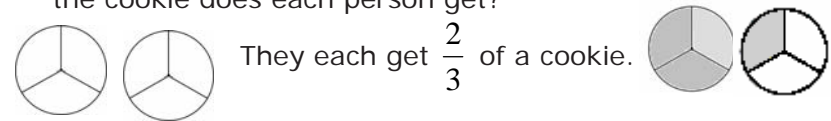
divided into  $\frac{1}{2}$ 's results in 8 halves; therefore  $4 \div \frac{1}{2} = 8$ .

### Understand Fractions as Division Statements; Find Equivalent Fractions

- Understand a fraction as a statement of division using simple fractions and pictures to represent.

Example:  $2 \div 3 = \frac{2}{3}$

If these 2 cookies are divided among 3 people, what fraction of the cookie does each person get?



- Given two fractions, express them as equivalent fractions\* with a common denominator\*.

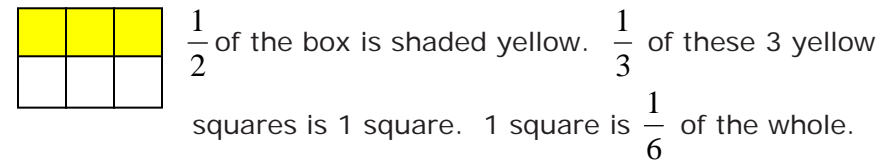
Example:

Does  $\frac{2}{3} = \frac{8}{12}$ ?  $\frac{2}{3} = \frac{4}{6}$  and  $\frac{8}{12} = \frac{4}{6}$  so  $\frac{2}{3} = \frac{8}{12}$ .

### Multiply and Divide Fractions

Find the product of two unit fractions with small denominators using area model.

Example:  $\frac{1}{3} \times \frac{1}{2} = \frac{1}{6}$



- Divide a unit fraction\* by a whole number.

Example:

$\frac{1}{2} \div 4 \rightarrow$  If  $\frac{1}{2}$  is divided into 4 pieces, each piece equals  $\frac{1}{8}$ ;

or what part of 4 goes into  $\frac{1}{2}$ ?  $\frac{1}{8}$  therefore  $\frac{1}{2} \div 4 = \frac{1}{8}$ .

- Divide a whole number by a unit fraction\*.

Example:  $4 \div \frac{1}{2} \rightarrow$  How many  $\frac{1}{2}$ 's are in 4? 8; or 4 wholes

divided into  $\frac{1}{2}$ 's results in 8 halves; therefore  $4 \div \frac{1}{2} = 8$ .

## Add and Subtract Fractions Using Common Denominators

- Add and subtract fractions with unlike denominators using the common denominator that is the product of the denominators of the 2 fractions.

Example:  $\frac{3}{8} + \frac{7}{10} = \frac{30}{80} + \frac{56}{80} = \frac{86}{80}$

## Multiply and divide by powers of ten

- Multiply a whole number by powers of 10: 0.01, 0.1, 1, 10, 100, 1,000; and identify patterns.

Example:

$$3 \times 0.01 = 0.03$$

$$3 \times 0.1 = 0.3$$

$$3 \times 1 = 3$$

$$3 \times 10 = 30$$

$$3 \times 100 = 300$$

$$3 \times 1000 = 3000$$

How does the decimal point in the product change in relation to the 3 as the power of ten\* increases or decreases? How do the number of 0's in the product change as the number of 0's in the multiplier changes?

- Divide numbers by 10's, 100's, 1,000's, using mental strategies.

Example:

$$300 \div 10 = 30; 300 \div 100 = 3; 300 \div 1000 = 0.3$$

Use the patterns observed from above. Can they be applied to division problems? When 300 is divided by 10 how do the number of zeroes change? What happened to the decimal point?

- Multiply one-digit whole numbers by decimals up to two decimal places.

Example:

$$4 \times 12 = 48; 4 \times 1.2 = 4.8; 4 \times .12 = .48$$

This expectation builds on the previous 2 and enforces students' sense of place value. What happens to the product as the multiplier gets smaller by a power of 10? How does the decimal point change in the product as the decimal point in the multiplier changes?

5

## Add and Subtract Fractions Using Common Denominators

- Add and subtract fractions with unlike denominators using the common denominator that is the product of the denominators of the 2 fractions.

Example:  $\frac{3}{8} + \frac{7}{10} = \frac{30}{80} + \frac{56}{80} = \frac{86}{80}$

## Multiply and divide by powers of ten

- Multiply a whole number by powers of 10: 0.01, 0.1, 1, 10, 100, 1,000; and identify patterns.

Example:

$$3 \times 0.01 = 0.03$$

$$3 \times 0.1 = 0.3$$

$$3 \times 1 = 3$$

$$3 \times 10 = 30$$

$$3 \times 100 = 300$$

$$3 \times 1000 = 3000$$

How does the decimal point in the product change in relation to the 3 as the power of ten\* increases or decreases? How do the number of 0's in the product change as the number of 0's in the multiplier changes?

- Divide numbers by 10's, 100's, 1,000's, using mental strategies.

Example:

$$300 \div 10 = 30; 300 \div 100 = 3; 300 \div 1000 = 0.3$$

Use the patterns observed from above. Can they be applied to division problems? When 300 is divided by 10 how do the number of zeroes change? What happened to the decimal point?

- Multiply one-digit whole numbers by decimals up to two decimal places.

Example:

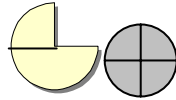
$$4 \times 12 = 48; 4 \times 1.2 = 4.8; 4 \times .12 = .48$$

This expectation builds on the previous 2 and enforces students' sense of place value. What happens to the product as the multiplier gets smaller by a power of 10? How does the decimal point change in the product as the decimal point in the multiplier changes?

5



## Solve applied problems with fractions



- Given an applied situation involving addition and subtraction of fractions, write mathematical statements describing the situation.

Example:

Joe ate  $\frac{3}{8}$  of a pie and Mary ate  $\frac{2}{8}$  of the pie. How much did they eat altogether?

Statement:  $\frac{3}{8} + \frac{2}{8} = \frac{5}{8}$

Example:

How much more pie did Joe eat than Mary?

Statement:  $\frac{3}{8} - \frac{2}{8} = \frac{1}{8}$

- Solve word problems that involve finding sums and differences of fractions with unlike denominators using knowledge of equivalent fractions.

Example:

Joe ate  $\frac{1}{2}$  of a pie and Mary ate  $\frac{1}{4}$  of the pie. How much did they eat altogether?

Since  $\frac{1}{2}$  is equivalent to  $\frac{2}{4}$  the answer is  $\frac{3}{4}$ .

- Solve applied problems involving fractions and decimals; include rounding of answers and checking reasonableness

Example:

Mary has \$6.00. Does she have enough to buy a can of pop for \$0.75, a bag of chips for \$1.25, and 1 large chocolate bar for \$2.75?

[round \$0.75 to \$1.00, \$1.25 to \$1.00, and \$2.75 to \$3.00]

$$1 + 1 + 3 = 5$$

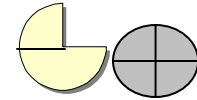
Mary should have enough to buy the items.

- Solve for the unknown in a fraction equation.

Example:  $\frac{1}{4} + \mathbf{x} = \frac{7}{12}$ ;  $\frac{1}{4} = \frac{3}{12}$  so the problem can be

rewritten as  $\frac{3}{12} + \mathbf{x} = \frac{7}{12}$ . Now one can see that  $\mathbf{x} = \frac{4}{12}$ .

## Solve applied problems with fractions



- Given an applied situation involving addition and subtraction of fractions, write mathematical statements describing the situation.

Example:

Joe ate  $\frac{3}{8}$  of a pie and Mary ate  $\frac{2}{8}$  of the pie. How much did they eat altogether?

Statement:  $\frac{3}{8} + \frac{2}{8} = \frac{5}{8}$

Example:

How much more pie did Joe eat than Mary?

Statement:  $\frac{3}{8} - \frac{2}{8} = \frac{1}{8}$

- Solve word problems that involve finding sums and differences of fractions with unlike denominators using knowledge of equivalent fractions.

Example:

Joe ate  $\frac{1}{2}$  of a pie and Mary ate  $\frac{1}{4}$  of the pie. How much did they eat altogether?

Since  $\frac{1}{2}$  is equivalent to  $\frac{2}{4}$  the answer is  $\frac{3}{4}$ .

- Solve applied problems involving fractions and decimals; include rounding of answers and checking reasonableness

Example:

Mary has \$6.00. Does she have enough to buy a can of pop for \$0.75, a bag of chips for \$1.25, and 1 large chocolate bar for \$2.75?

[round \$0.75 to \$1.00, \$1.25 to \$1.00, and \$2.75 to \$3.00]

$$1 + 1 + 3 = 5$$

Mary should have enough to buy the items.

- Solve for the unknown in a fraction equation.

Example:  $\frac{1}{4} + \mathbf{x} = \frac{7}{12}$ ;  $\frac{1}{4} = \frac{3}{12}$  so the problem can be

rewritten as  $\frac{3}{12} + \mathbf{x} = \frac{7}{12}$ . Now one can see that  $\mathbf{x} = \frac{4}{12}$ .

## Express, interpret, and use ratios\*; find equivalences

- Express fractions and decimals as percentages and vice versa.

Example:

$$\frac{3}{4} = 0.75 = 75\%$$

$$75\% = 0.75 = \frac{3}{4}$$

- Express ratios\* in several ways given applied situations

Example:

3 pizzas for 5 people, 3:5, 3/5;

- Recognize and find equivalent ratios.

Example:

If 5 people share 3 small pizzas, how many small pizzas are needed for 10 people?

## MEASUREMENT

### Know and convert among measurement units within a given system



- Recognize the equivalence that 1 liter = 1000 ml = 1000 cm<sup>3</sup> and be able to convert between liters, milliliters, and cubic centimeters (cc).
- Know the units of measure of volume: cubic centimeter, cubic meter, cubic inches, cubic feet, cubic yards, and use their abbreviations correctly (cm<sup>3</sup>, m<sup>3</sup>, in<sup>3</sup>, ft<sup>3</sup>, yd<sup>3</sup>).
- Compare the relative sizes of one cubic inch to one cubic foot, and one cubic centimeter to one cubic meter.
- Convert measurements of length, weight, area, volume, and time within a given system using easily manipulated numbers.  
Example:  
36 inches = 3 feet = 1 yard

## Express, interpret, and use ratios\*; find equivalences

- Express fractions and decimals as percentages and vice versa.

Example:

$$\frac{3}{4} = 0.75 = 75\%$$

$$75\% = 0.75 = \frac{3}{4}$$

- Express ratios\* in several ways given applied situations

Example:

3 pizzas for 5 people, 3:5, 3/5;

- Recognize and find equivalent ratios.

Example:

If 5 people share 3 small pizzas, how many small pizzas are needed for 10 people?

## MEASUREMENT

### Know and convert among measurement units within a given system



- Recognize the equivalence that 1 liter = 1000 ml = 1000 cm<sup>3</sup> and be able to convert between liters, milliliters, and cubic centimeters (cc).
- Know the units of measure of volume: cubic centimeter, cubic meter, cubic inches, cubic feet, cubic yards, and use their abbreviations correctly (cm<sup>3</sup>, m<sup>3</sup>, in<sup>3</sup>, ft<sup>3</sup>, yd<sup>3</sup>).
- Compare the relative sizes of one cubic inch to one cubic foot, and one cubic centimeter to one cubic meter.
- Convert measurements of length, weight, area, volume, and time within a given system using easily manipulated numbers.  
Example:  
36 inches = 3 feet = 1 yard

## Understand the concept of volume

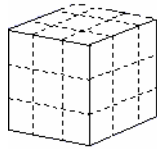
- ❑ Build solids with unit cubes and state their volumes.
- ❑ Use filling (unit cubes or liquid), and counting or measuring to find the volume of a cube and rectangular prism.
- ❑ Solve applied problems about the volumes of rectangular prisms using multiplication and division and using the appropriate units.

Example:

It takes 9 centimeter cubes to fill one layer of this box. There are 3 layers.

How many cubes will it take to fill this box? 27.

What is the volume of this box?  $27 \text{ cm}^3$



### Brain Research says...

**Students learn better when they have had a good night's rest. Make sure your child gets enough sleep every night so that s/he will be alert in class.**

## Understand the concept of volume

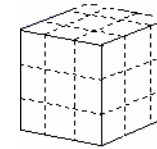
- ❑ Build solids with unit cubes and state their volumes.
- ❑ Use filling (unit cubes or liquid), and counting or measuring to find the volume of a cube and rectangular prism.
- ❑ Solve applied problems about the volumes of rectangular prisms using multiplication and division and using the appropriate units.

Example:

It takes 9 centimeter cubes to fill one layer of this box. There are 3 layers.

How many cubes will it take to fill this box? 27.

What is the volume of this box?  $27 \text{ cm}^3$

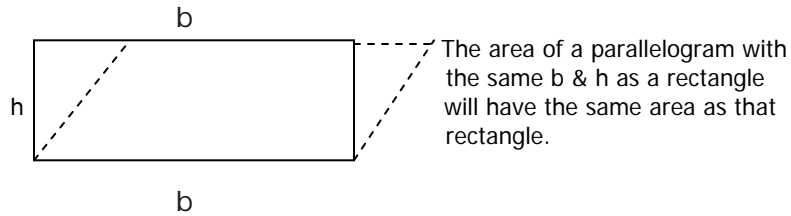
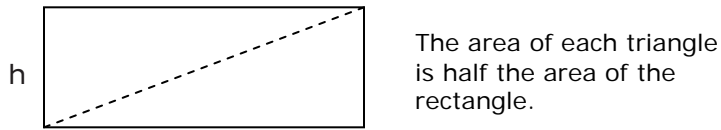
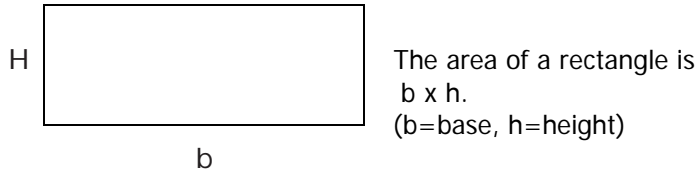


### Brain Research says...

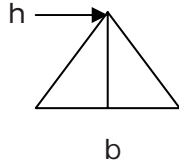
**Students learn better when they have had a good night's rest. Make sure your child gets enough sleep every night so that s/he will be alert in class.**

### Find areas of geometric shapes using formulas

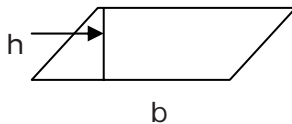
- Show the relationships between areas of rectangles, triangles, and parallelograms using models.



- Understand and know how to use the area formula of a triangle:  $A = \frac{1}{2}bh$  (where  $b$  is length of the base and  $h$  is the height), and represent using models and manipulatives.

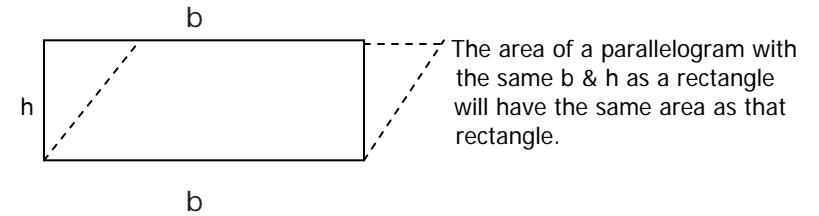
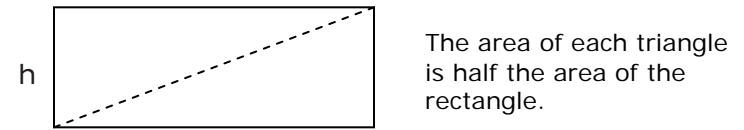
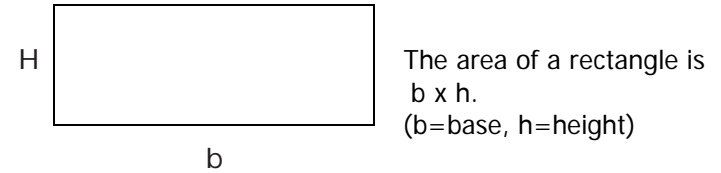


- Understand and know how to use the area formula for a parallelogram:  $A = bh$ , and represent using models and manipulatives.

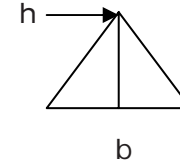


### Find areas of geometric shapes using formulas

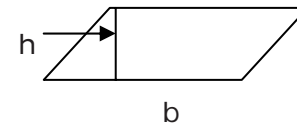
- Show the relationships between areas of rectangles, triangles, and parallelograms using models.



- Understand and know how to use the area formula of a triangle:  $A = \frac{1}{2}bh$  (where  $b$  is length of the base and  $h$  is the height), and represent using models and manipulatives.

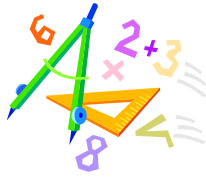


- Understand and know how to use the area formula for a parallelogram:  $A = bh$ , and represent using models and manipulatives.

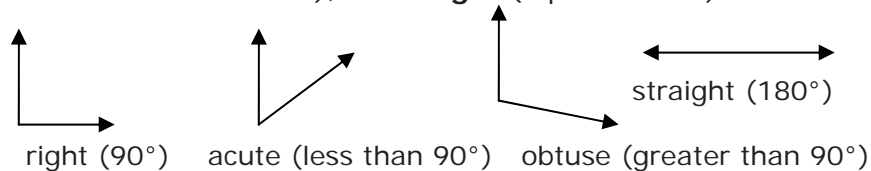


## GEOMETRY

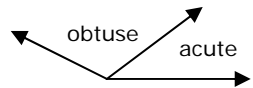
Know the meaning of angles, and solve problems



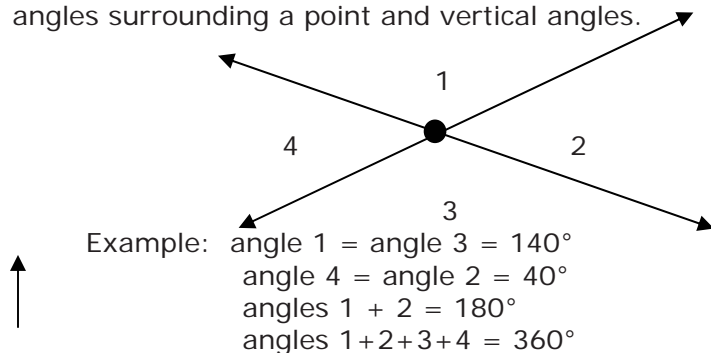
- Associate an angle with a certain amount of turning; know that angles are measured in degrees. Understand that  $90^\circ = 1/4$  of a turn,  $180^\circ = 1/2$  of a turn,  $270^\circ = 3/4$  of a turn, and  $360^\circ =$  a full turn.
- Measure angles with a protractor\*, and classify them as **acute** (less than  $90^\circ$ ), **right** (equal to  $90^\circ$ ), **obtuse** (greater than  $90^\circ$  but less than  $180^\circ$ ), or **straight** (equal to  $180^\circ$ ).



- Identify and name angles on a straight line and vertical angles.



- Find unknown angles in problems involving angles on a straight line, angles surrounding a point and vertical angles.

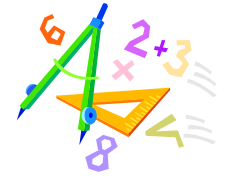


- Know that angles on a straight line add up to  $180^\circ$  and angles surrounding a point add up to  $360^\circ$ .

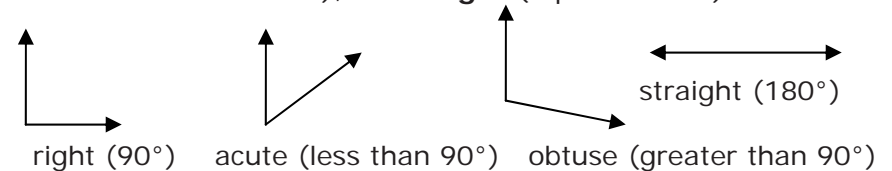
10

## GEOMETRY

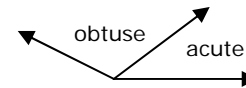
Know the meaning of angles, and solve problems



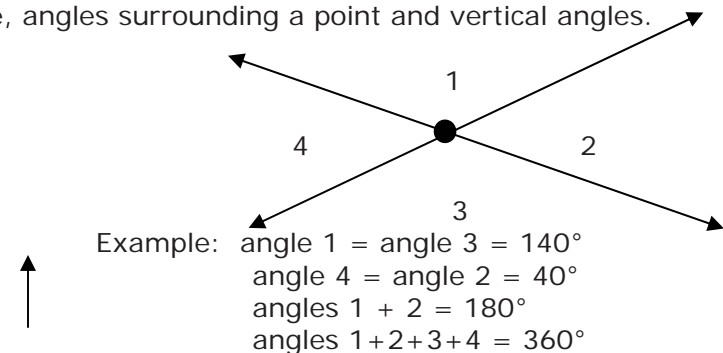
- Associate an angle with a certain amount of turning; know that angles are measured in degrees. Understand that  $90^\circ = 1/4$  of a turn,  $180^\circ = 1/2$  of a turn,  $270^\circ = 3/4$  of a turn, and  $360^\circ =$  a full turn.
- Measure angles with a protractor\*, and classify them as **acute** (less than  $90^\circ$ ), **right** (equal to  $90^\circ$ ), **obtuse** (greater than  $90^\circ$  but less than  $180^\circ$ ), or **straight** (equal to  $180^\circ$ ).



- Identify and name angles on a straight line and vertical angles.



- Find unknown angles in problems involving angles on a straight line, angles surrounding a point and vertical angles.



- Know that angles on a straight line add up to  $180^\circ$  and angles surrounding a point add up to  $360^\circ$ .

10

## Know the meaning of angles, and solve problems, Continued

- Understand why the sum of the interior angles of a triangle is  $180^\circ$  and the sum of the interior angles of a quadrilateral is  $360^\circ$ , and use these properties to solve problems.

Example:

Cut out a triangle. Tear (do not cut) the three corners.

Take the three corners that you tore off, and put the vertices\* together, but do not overlap. You will see that the three angles together form a straight line or  $180^\circ$ . The same can be done with a quadrilateral to form  $360^\circ$ .

## Solve problems about geometric shapes

- Find unknown angles using the properties of: triangles, including right, isosceles, and equilateral triangles; parallelograms, including rectangles and rhombuses; and trapezoids.

Example:

If one angle of a triangle =  $60^\circ$  and the second angle equals  $90^\circ$ , what is the third angle?  $60^\circ + 90^\circ = 150^\circ$

Then:  $180^\circ - 150^\circ = 30^\circ$

The third angle equals  $30^\circ$ .

### Study Tip...

Keep all homework supplies in one place, ready to be used. Place them in a box to help keep them organized.

## Know the meaning of angles, and solve problems, Continued

- Understand why the sum of the interior angles of a triangle is  $180^\circ$  and the sum of the interior angles of a quadrilateral is  $360^\circ$ , and use these properties to solve problems.

Example:

Cut out a triangle. Tear (do not cut) the three corners.

Take the three corners that you tore off, and put the vertices\* together, but do not overlap. You will see that the three angles together form a straight line or  $180^\circ$ . The same can be done with a quadrilateral to form  $360^\circ$ .

## Solve problems about geometric shapes

- Find unknown angles using the properties of: triangles, including right, isosceles, and equilateral triangles; parallelograms, including rectangles and rhombuses; and trapezoids.

Example:

If one angle of a triangle =  $60^\circ$  and the second angle equals  $90^\circ$ , what is the third angle?  $60^\circ + 90^\circ = 150^\circ$

Then:  $180^\circ - 150^\circ = 30^\circ$

The third angle equals  $30^\circ$ .

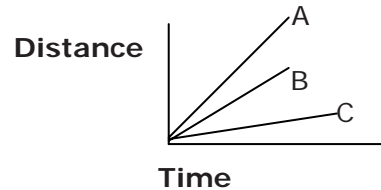
### Study Tip...

Keep all homework supplies in one place, ready to be used. Place them in a box to help keep them organized.

## DATA AND PROBABILITY

### Construct and interpret line graphs

- Read and interpret line graphs, and solve problems, such as distance-time graphs, and problems with two or three line graphs on same axes\*, comparing different data.



The above graph represents 3 bike rides by 3 different riders. Which rider rode the fastest? Who rode more miles B or C? Which biker spent more time riding their bike?

- Construct line graphs from tables of data; include axis labels and scale\*.

### Find and interpret mean and mode for a given set of data

- Given a set of data, find and interpret the mean\* (using the concept of fair share) and mode\*.

Example:

5 people each have a handful of candy. These numbers represent the amount of candies they each have: 5, 8, 10, 5, & 7. If they put these candies into a bowl and then divided them evenly among all 5 people, what is the mean number of candies? # of candies in bowl = 35 so each person would receive 7 candies (mean = 7).

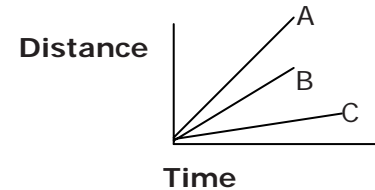
- Solve multi-step problems involving mean.

**Ways to praise your child...**  
**You are doing a great job!**  
**This is correct!**  
**You can do this well!**

## DATA AND PROBABILITY

### Construct and interpret line graphs

- Read and interpret line graphs, and solve problems, such as distance-time graphs, and problems with two or three line graphs on same axes\*, comparing different data.



The above graph represents 3 bike rides by 3 different riders. Which rider rode the fastest? Who rode more miles B or C? Which biker spent more time riding their bike?

- Construct line graphs from tables of data; include axis labels and scale\*.

### Find and interpret mean and mode for a given set of data

- Given a set of data, find and interpret the mean\* (using the concept of fair share) and mode\*.

Example:

5 people each have a handful of candy. These numbers represent the amount of candies they each have: 5, 8, 10, 5, & 7. If they put these candies into a bowl and then divided them evenly among all 5 people, what is the mean number of candies? # of candies in bowl = 35 so each person would receive 7 candies (mean = 7).

- Solve multi-step problems involving mean.

**Ways to praise your child...**  
**You are doing a great job!**  
**This is correct!**  
**You can do this well!**

## GLOSSARY TERMS



**algorithm** – A specific step-by-step procedure for any mathematical operation

**axes (of a graph)** – the two zero lines of a graph that give the coordinates of points (the horizontal axis is the x-axis, and the vertical axis is the y-axis)

**common denominator** – a common multiple of two or more denominators

**composite number** – a number greater than 0 that has more than two different factors – not a prime number

**denominator** – the bottom number of a fraction

**divisor** – the number a number is divided by, example:  $12 \div 4 = 3$  – the divisor of 12 is 4.

**equivalent fractions** – fractions that name the same value

**exponent** – a superscript that tells how many times another number is used as a factor, example:  $2^3$  – the 3 means  $2 \times 2 \times 2$

**factor** – numbers multiplied together to produce another number (a) are said to be factors of (a). 2 factors of 12 are 3 and 4. Other factors of 12 are 1, 12, 2 and 6.

**least common denominator** – the smallest nonzero whole number that is a multiple of each denominator in a group of fractions, example: the lowest common denominator of  $\frac{1}{2}$  and

$\frac{7}{12}$  is 12.

**mean** – a number found by adding a set of numbers and dividing the sum of these numbers by the how many numbers were added (often referred to as average)

**mode** – the number that occurs most often in a set of numbers

**multiple** – A number that may be divided by another number with no remainder: *4, 6, and 12 are multiples of 2.*

**multiplier** – the number a number is multiplied by, example:  $3 \times 4$  – the multiplier of 3 is 4.

## GLOSSARY TERMS



**algorithm** – A specific step-by-step procedure for any mathematical operation

**axes (of a graph)** – the two zero lines of a graph that give the coordinates of points (the horizontal axis is the x-axis, and the vertical axis is the y-axis)

**common denominator** – a common multiple of two or more denominators

**composite number** – a number greater than 0 that has more than two different factors – not a prime number

**denominator** – the bottom number of a fraction

**divisor** – the number a number is divided by, example:  $12 \div 4 = 3$  – the divisor of 12 is 4.

**equivalent fractions** – fractions that name the same value

**exponent** – a superscript that tells how many times another number is used as a factor, example:  $2^3$  – the 3 means  $2 \times 2 \times 2$

**factor** – numbers multiplied together to produce another number (a) are said to be factors of (a). 2 factors of 12 are 3 and 4. Other factors of 12 are 1, 12, 2 and 6.

**least common denominator** – the smallest nonzero whole number that is a multiple of each denominator in a group of fractions, example: the lowest common denominator of  $\frac{1}{2}$  and

$\frac{7}{12}$  is 12.

**mean** – a number found by adding a set of numbers and dividing the sum of these numbers by the how many numbers were added (often referred to as average)

**mode** – the number that occurs most often in a set of numbers

**multiple** – A number that may be divided by another number with no remainder: *4, 6, and 12 are multiples of 2.*

**multiplier** – the number a number is multiplied by, example:  $3 \times 4$  – the multiplier of 3 is 4.



## GLOSSARY, continued

**numerator** – the top number of a fraction

**power of 10** – how many times 10 is multiplied and indicated with exponents. Example: 10 to the 3<sup>rd</sup> power is written as  $10^3$  and means  $10 \times 10 \times 10 = 1000$  – note there are 3 zeroes.

**prime factorization** – a composite number written as a product of its prime factors. The prime factorization of 12 is  $2 \times 2 \times 3$  or  $2^2 \times 3$ .

**prime number** – a whole number greater than 0 that has exactly 2 different factors, 1 and itself

**protractor** – instrument for measuring angles

**ratios** – a comparison of 2 numbers

**relative magnitude** – value of numbers with respect to some starting point, zero, or another number

**scale (on a graph)** – the numbers along the axes of a graph

**unit fraction** – a fraction with 1 in the numerator

**vertex (pl. vertices)** – the point at which two line segments, lines, or rays meet to form an angle

## GLOSSARY, continued

**numerator** – the top number of a fraction

**power of 10** – how many times 10 is multiplied and indicated with exponents. Example: 10 to the 3<sup>rd</sup> power is written as  $10^3$  and means  $10 \times 10 \times 10 = 1000$  – note there are 3 zeroes.

**prime factorization** – a composite number written as a product of its prime factors. The prime factorization of 12 is  $2 \times 2 \times 3$  or  $2^2 \times 3$ .

**prime number** – a whole number greater than 0 that has exactly 2 different factors, 1 and itself

**protractor** – instrument for measuring angles

**ratios** – a comparison of 2 numbers

**relative magnitude** – value of numbers with respect to some starting point, zero, or another number

**scale (on a graph)** – the numbers along the axes of a graph

**unit fraction** – a fraction with 1 in the numerator

**vertex (pl. vertices)** – the point at which two line segments, lines, or rays meet to form an angle

## Questions to ask my child's teacher



---

---

---

---

---

---

---

---

---

---

## Questions to ask my child's teacher



---

---

---

---

---

---

---

---

---

---

