

---

**MICHIGAN DEPARTMENT OF CORRECTIONS**  
**1999 STATISTICAL REPORT**



**John Engler, Governor**

---

**Bill Martin, Director**  
**Michigan Department of Corrections**

---

---

# 1999 STATISTICAL REPORT

## FOREWORD

In 1999, Michigan's prison population grew by only 679 inmates (1.5%), the smallest annual increase since 1984. Although higher growth is expected in future years, the stability of the prison population in 1999 was fortuitous because it allowed the State to deal more effectively with a bedspace shortage until additional beds became operational. In fact, if not for emergency beds in day rooms at nine of our facilities, and if not for beds that we leased from the Virginia Department of Corrections, Michigan would have had a shortage of almost 1,600 prison beds in 1999 despite the slower growth.

Fortunately, we were able to bring additional, permanent beds on-line in Michigan during the second half of 1999. In July, Wackenhut Corporation opened the Michigan Youth Correctional Facility, a private institution in Baldwin, from which we lease 450 beds for prisoners who are under the age of 20 (many of whom were waived to adult prison because of serious crimes that they committed as juveniles). In October, we opened the St. Louis Correctional Facility, with a total capacity of nearly 1,300 high security beds. These new facilities enabled the Department to begin pulling out of the leased beds in Virginia. At the end of 1999, only 773 Michigan prisoners were still housed in Virginia (less than half of the original total); and they were expected to be returned to Michigan by March of 2000, following additional scheduled prison expansion.

Throughout 1999, we were focused on the complex business of running a correctional system in a safe, humane and cost-effective way. Among our most noteworthy accomplishments: reaching out to assist citizens with offender resources on projects such as Habitat for Humanity, providing communities all over the State with the financial support needed to deal with their offenders, supporting legislation to save taxpayer dollars through reducing frivolous lawsuits, operating as cost-effectively as possible, monitoring offenders living in all Michigan communities to increase public safety, providing substantial educational and substance abuse treatment resources to offenders to increase the chances of their successful reintegration, and supporting employees through training, policies and recognition.

Bill Martin  
Director  
Michigan Department of Corrections

---

---

# 1999 STATISTICAL REPORT

## INTRODUCTION

New for the 1999 report, the crime breakdowns in the core tables of the first three sections of this report — regarding felony court dispositions, prison intake and prison population — are now all based on longer 10-character offense codes, and they are also sorted by offense code rather than by crime frequency or maximum term. Since the new sort order keeps sequential offense codes together, similar crimes that have identical maximum penalties are no longer consolidated. This new level of detail provides much richer information than in the past.

However, the additional detail also makes the crime tables much longer; and the reader must be careful to watch for related offense codes when attempting to examine the data for a particular type of crime. For example, as many as nine separate offense codes now appear for the crime of first degree criminal sexual conduct (750.520B\_\_\_) in each crime table because each code represents a specific characteristic of the offense.

Summary narrative reflecting on the Department's observations about what the data show has again been kept to a minimum, as the Department now produces a separate *Annual Report* for that purpose.

### **Section Overview**

This report is divided into six major sections (A-F).

- Section *A, Court Dispositions*, contains data on statewide felony court dispositions—broken down by offense, sentencing jurisdiction, and type of disposition.
- Section *B, Prison Commitments*, provides data on prison intake — the number and characteristics of new prisoners received into the Department's institutions and camps.
- Section *C, Prisoner Population*, presents descriptions of Michigan's correctional facilities and statistics regarding the characteristics of the prisoner population.
- Section *D, Parole Board*, summarizes data on offender movement to parole and Parole Board activity and decisions, and examines the parole outcomes of offenders who paroled in 1995.
- Section *E, Field Operations Administration*, contains data and information regarding the community supervision programs and functions of the Department's Field Operations Administration (FOA). Section *E* has four subsections:
  - *Probation and Parole Supervision*
  - *Special Alternative Incarceration Program (SAI)*
  - *Community Residential Programs (CRP)*
  - *Office of Community Corrections (OCC)*
- Section *F, Department Operations*, contains data and information about a variety of Department programs and administrative functions/operations. Section *F* contains the following subsections:
  - *Prisoner Program, Misconduct and Litigation Statistics*
  - *Bureau of Correctional Industries*
  - *Health Care Services*
  - *Department Expenditures and Personnel Summaries*



---

# Table of Contents

## FOREWORD

INTRODUCTION .....	<i>i</i>
TABLE OF CONTENTS .....	<i>iii</i>
DEPARTMENT ORGANIZATIONAL CHART .....	<i>vi</i>

## COURT DISPOSITIONS ..... 1

A	Statewide Prison Commitment Rates, 1988 - 1999 .....	2
A1	Criminal Court Dispositions (Offenders) by FOA Region and Circuit Number — All Offenses .	3
A1a	Criminal Court Dispositions (Offenders) by FOA Region and Circuit Number — Non-Assault .	4
A1b	Criminal Court Dispositions (Offenders) by FOA Region and Circuit Number — Drug Off .....	5
A1c	Criminal Court Dispositions (Offenders) by FOA Region and Circuit Number — Assaultive ....	6
A2	Criminal Court Dispositions by Offense and Type of Disposition — All Offenses .....	7
A2a	Criminal Court Dispositions by Offense and Type of Disposition — Non-Assaultive .....	27
A2b	Criminal Court Dispositions by Offense and Type of Disposition — Drug Offenses .....	38
A2c	Criminal Court Dispositions by Offense and Type of Disposition — Assaultive Offenses .....	41

## PRISON COMMITMENTS ..... 49

B1a	Annual Prison Intake, 1985 - 1999 .....	50
B1b	Reported Index Crimes and Prison Intake, 1995 - 1999 .....	51
B1c	Total Prisoner Population, Prison Commitments, and Michigan Census, 1940 - 1999 .....	52
B2	Commitments by Minimum Term Distribution for Men and Women — All Offenses .....	53
B2a	Commitments by Minimum Term Distribution for Men and Women — Non-Assaultive .....	68
B2b	Commitments by Minimum Term Distribution for Men and Women — Drug Offenses .....	75
B2c	Commitments by Minimum Term Distribution for Men and Women — Assaultive Offenses ...	77
B3	Commitments by Minimum Term Distribution for Women — All Offenses .....	84
B4a	Commitments by Age for Men, 1990 - 1999 .....	90
B4b	Commitments by Age, Race and Sex as of December 1999 .....	90
B5a	Commitments by Race for Men, 1983 - 1999 .....	91
B5b	Total 1999 Commitments by Race and Gender .....	92
B6	1999 Prison Commitments by Type .....	93
B7	1999 Prisoner Intake by Major Crime Types .....	94

## PRISONER POPULATION ..... 95

—	Map of Prison and Camp Facilities by Region .....	96
—	Descriptions of Institutions — December 31, 1999 .....	97
—	Non-MDOC Locations .....	108
C	Net Operating Capacity by Security Level .....	109
Ca	Year-End Prison Population (Institutions and Camps), 1985 - 1999 .....	110
C1	1999 Total Prisoner Population by Minimum Term Distribution — All Offenses .....	111
C1a	1999 Total Prisoner Population by Minimum Term Distribution — Non-Assaultive Offenses .	129
C1b	1999 Total Prisoner Population by Minimum Term Distribution — Drug Offenses .....	137
C1c	1999 Total Prisoner Population by Minimum Term Distribution — Assaultive Offenses .....	140
C2	1999 Total Prisoner Population by Minimum Term Distribution — Female Totals Only .....	148

---

C3a	Age Breakdown of Total Prisoner Population by Location as of December 1999 .....	157
C3b	Age Breakdown of White Prisoner Population by Location as of December 1999 .....	160
C3c	Age Breakdown of Non-White Prisoner Population by Location as of December 1999 .....	163
C4	1999 Prisoner Movement Summary: Institutions and Camps .....	166
C5	Escapes From Secure DOC Custody, 1996 - 1999 .....	167
<b>PAROLE BOARD .....</b>		<b>169</b>
D	Annual Movements to Parole, 1985-1999 .....	170
D1	Parole Board Activity, 1985 - 1999 .....	171
D1a	1999 Parole Board Action .....	172
D2	Parole Outcomes of Offenders Who Paroled in 1995 by Offense Group .....	173
D2a	1995 Parolees Returned with New Sentences (PVNS) During Parole Term .....	174
<b>FIELD OPERATIONS ADMINISTRATION .....</b>		<b>175</b>
—	Map — Field Operations Administration Regions and Areas .....	176
<b>Probation and Parole Supervision .....</b>		<b>177</b>
E1	Violations of Parole Supervision .....	178
E2	Personnel and Funds Distribution .....	179
E3	Work Distribution .....	180
E4	Total Number of Pre-Sentence Investigations .....	181
E5	Average Number of Parolees Supervised .....	182
E6	Average Number of Probationers Supervised .....	183
<b>Special Alternative Incarceration Program (SAI) .....</b>		<b>185</b>
E7a	SAI <i>Prisoner</i> Intake by Offense for 1999 .....	186
E7b	SAI <i>Probationer</i> Intake by Offense for 1999 .....	188
E8	Comparison of SAI <i>Probationer</i> Intake by Field Operations Adm. Regions by Year .....	190
E9a	SAI Phase I <i>Prisoner</i> Program Performance .....	191
E9b	SAI Phase I <i>Probationer</i> Program Performance .....	191
E9c	Table — SAI Phase I <i>Prisoner</i> Post-Program Performance .....	192
E9d	Chart — SAI Phase I <i>Prisoner</i> Post-Program Performance .....	192
<b>Community Residential Programs (CRP) .....</b>		<b>193</b>
E10	Year-End Prisoner Population: Community Residential Programs, 1990 - 1999 .....	194
E11	1999 Prisoner Movement Summary: Community Residential Programs .....	195
E12	End-of-Year Electronic Monitoring Population, 1994 - 1999 .....	196
E13	Zero Tolerance Escape Policy - Community Residential Programs .....	197
<b>Office of Community Corrections (OCC) .....</b>		<b>199</b>
E14	Offenders Enrolled in P.A. 511 Community Corrections Programs in FY 1999 .....	200
E15	Grants Awarded in FY 1999 .....	201
E16	Probation Residential Services — FY 1999 .....	202
<b>DEPARTMENT OPERATIONS .....</b>		<b>203</b>
<b>Prisoner Program, Misconduct and Litigation Statistics .....</b>		<b>205</b>
F1a	1999 Institutional Program Report - Average Monthly Participation .....	206

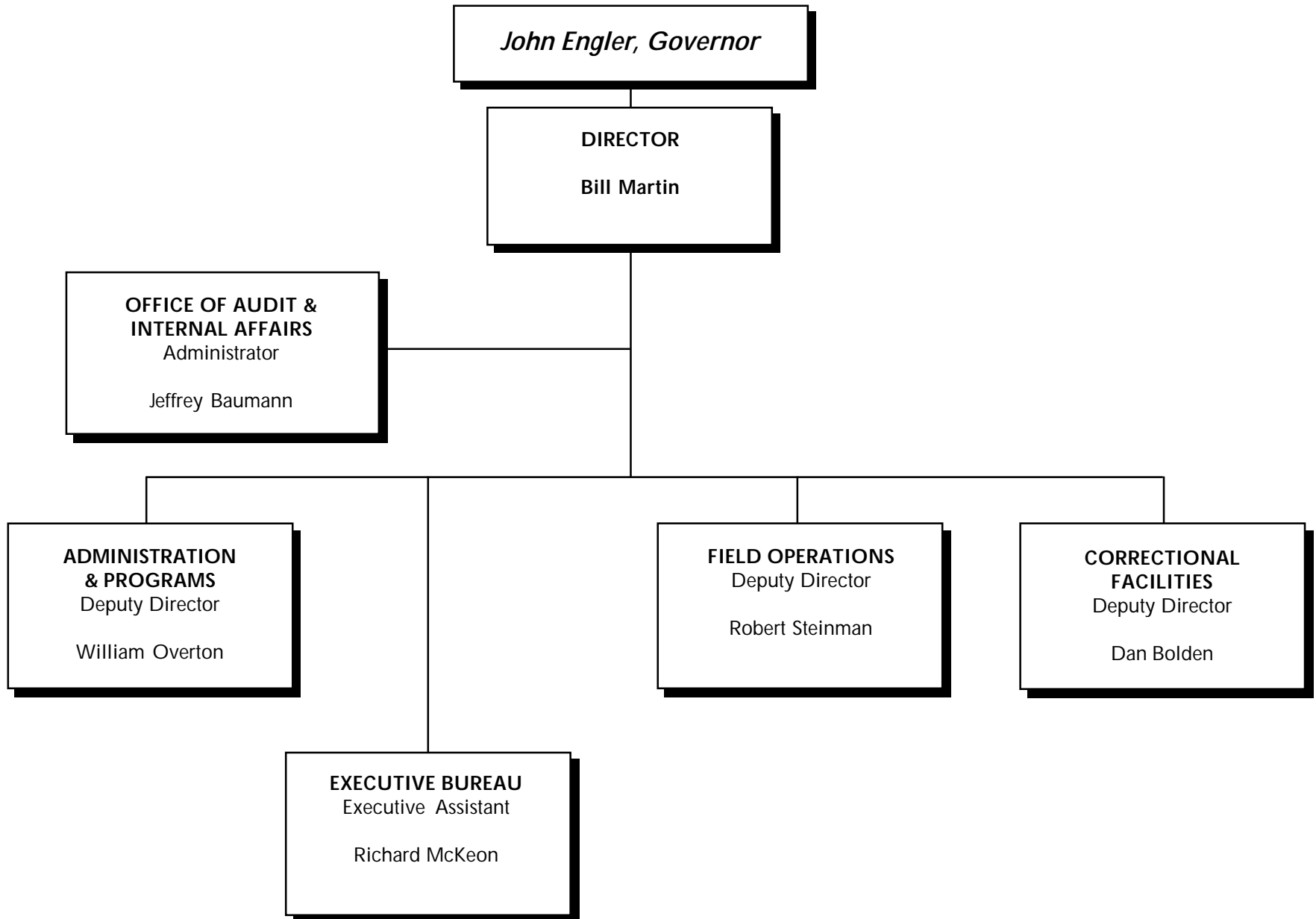
---

---

F1b	1999 Prisoner Library and Volunteer Activity - Average Monthly Participation .....	208
F1c	Prisoner Religious Services - 1999 Average Weekly Participation .....	209
F2	Institutional Education Program Statistics - Averages for 1999 .....	210
F3	Major Misconduct Statistics: Yearly Totals — 1999 .....	213
F4	Litigation Statistics, 1996 - 1999 .....	214
<b>Bureau of Correctional Industries .....</b>		<b>215</b>
F5	Seven-Year History of Total Sales and Net Margin .....	216
F6	Comparison of Total Sales and Net Margins From Factory Operations .....	217
F7	Hourly Pay Schedule .....	218
<b>Health Care Services .....</b>		<b>219</b>
F8	Health Care Expenditures Profile, FY 1991 - FY 1999 .....	220
F9	Trend of Per Prisoner Health Care Cost Components .....	221
F10	Consent Decree Health Care Expenditures - FY 1998/99 .....	222
<b>Department Expenditures and Personnel Summaries .....</b>		<b>223</b>
F11	Actual Expenditures and Encumbrances Excluding Capital Outlay, 1998/99 .....	224
F11a	FY 1998/1999 Corrections Operating Expenditures .....	225
F12	Number of Employees as of December 12, 1999 .....	226
F12a	1999 Corrections Officers .....	227

# MICHIGAN DEPARTMENT OF CORRECTIONS

*As of December 31, 1999*





---

# Court Dispositions

# A

This section contains data on statewide felony court dispositions — broken down by offense, sentencing jurisdiction and type of disposition.

Tables A and A1 through A1c are based on total offenders rather than total dispositions. In other words, multiple dispositions for the same offender, from the same sentencing county, in the same year were counted as follows:

- Dispositions for the same offender that occurred three or more months apart were counted separately.
- Dispositions for the same offender that occurred less than three months apart were counted only once, according to the following sequence:
  - The *most severe* disposition was counted (e.g., a disposition to prison was counted before a disposition to jail).
  - If of equal severity, then the disposition with the longest *minimum* term was counted.
  - If equal minimum terms, then the disposition with the longest *maximum* term was counted.

Table A shows the statewide prison commitment rates for the past twelve years. Separate rates are presented for: (1) All offenses, *including* those involving mandatory sentences to prison; and (2) Offenses that do not involve mandatory sentences to prison.

Table A1 shows 1999 court dispositions (offenders) broken down by disposition type and by sentencing county circuit within each of the three Field Operations Administration (FOA) regions. Tables A1a through A1c show the information in Table A1 broken down by major crime categories (i.e., non-assaultive, drug and assaultive offenses).

Table A2 shows total 1999 court dispositions broken down by disposition type and offense. Tables A2a through A2c show the information in Table A2 broken down by major crime categories (i.e., non-assaultive, drug and assaultive offenses). The A2 series of tables are based on total dispositions, so multiple dispositions for the same offender are counted separately.

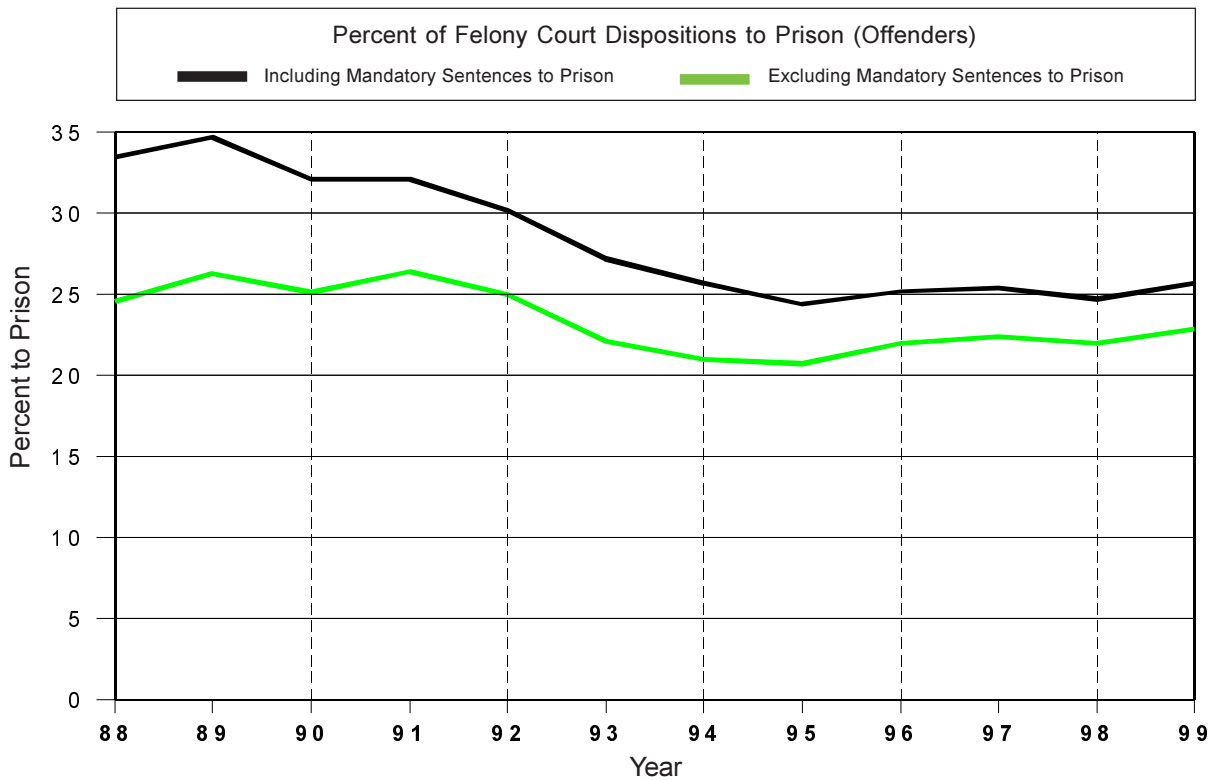
**The crimes in the A2 series of tables are now sorted by Michigan Compiled Law (MCL) numbers and Prosecuting Attorney's Coordinating Council (PACC) codes, instead**

**of by frequency (the sort order used in past reports). Since the new sort order keeps related codes together, similar crimes that have identical maximum penalties are no longer consolidated. This new level of detail provides much richer information, but the reader must be careful to watch for related codes when attempting to examine the frequency and disposition pattern for a particular type of crime. For example, eight separate offense codes now appear for the crime of first degree criminal sexual conduct (750.520B\_\_\_) because each code represents a specific characteristic of the offense.**

# A Statewide Prison Commitment Rates

Calendar Years 1988 -1999

Year	Including Mandatory Prison		Excluding Mandatory Prison	
	Total Felony Dispositions (Offenders)	Percent Total Felony Dispositions to Prison	Net Felony Dispositions (Offenders)	Percent Net Felony Dispositions to Prison
1988	31,664	33.5	27,009	24.6
1989	35,534	34.7	30,512	26.3
1990	36,783	32.1	32,379	25.1
1991	37,051	32.1	33,540	26.4
1992	39,041	30.2	35,796	25.0
1993	38,634	27.2	35,566	22.1
1994	37,823	25.7	35,015	21.0
1995	38,805	24.4	36,601	20.7
1996	38,749	25.2	36,823	22.0
1997	39,340	25.4	37,498	22.4
1998	40,016	24.7	38,319	22.0
1999	38,178	25.7	36,492	22.9



SOURCE: Basic Information Reports (BIR).

# A1 Criminal Court Dispositions (Offenders) by FOA Region and Circuit Number for 1999 All Offenses

	Total	Prison	Pro-bation*	Jail/Prob.	Jail/Fine**	Prison	Pro-bation*	Jail/Prob.	Jail/Fine**
<b>STATE TOTALS</b>	<b>38178</b>	<b>9824</b>	<b>12820</b>	<b>9742</b>	<b>5792</b>	<b>25.7</b>	<b>33.6</b>	<b>25.5</b>	<b>15.2</b>
<b>FOA REGION I (03 Wayne) TOTALS</b>	<b>8350</b>	<b>2139</b>	<b>4998</b>	<b>873</b>	<b>340</b>	<b>25.6</b>	<b>59.9</b>	<b>10.5</b>	<b>4.1</b>
<b>FOA REGION II TOTALS</b>	<b>15111</b>	<b>3902</b>	<b>4732</b>	<b>3854</b>	<b>2623</b>	<b>25.8</b>	<b>31.3</b>	<b>25.5</b>	<b>17.4</b>
01 Hillsdale	142	69	2	58	13	48.6	1.4	40.8	9.2
06 Oakland	4898	987	1575	1019	1317	20.2	32.2	20.8	26.9
07 Genesee	1645	670	477	413	85	40.7	29.0	25.1	5.2
10 Saginaw	1209	360	506	146	197	29.8	41.9	12.1	16.3
16 Macomb	2470	514	1074	463	419	20.8	43.5	18.7	17.0
18 Bay	344	105	80	126	33	30.5	23.3	36.6	9.6
21 Isabella	249	46	75	105	23	18.5	30.1	42.2	9.2
22 Washtenaw	833	195	418	80	140	23.4	50.2	9.6	16.8
24 Sanilac	117	25	8	60	24	21.4	6.8	51.3	20.5
29 Clinton, Gratiot	214	74	15	109	16	34.6	7.0	50.9	7.5
31 St. Clair	712	158	153	251	150	22.2	21.5	35.3	21.1
35 Shiawassee	169	58	15	89	7	34.3	8.9	52.7	4.1
38 Monroe	506	167	64	248	27	33.0	12.6	49.0	5.3
39 Lenawee	263	124	34	104	1	47.1	12.9	39.5	0.4
40 Lapeer	243	69	23	105	46	28.4	9.5	43.2	18.9
42 Midland	246	66	52	119	9	26.8	21.1	48.4	3.7
44 Livingston	422	140	92	130	60	33.2	21.8	30.8	14.2
52 Huron	63	11	1	31	20	17.5	1.6	49.2	31.7
54 Tuscola	152	38	9	73	32	25.0	5.9	48.0	21.1
55 Clare, Gladwin	214	26	59	125	4	12.1	27.6	58.4	1.9
<b>FOA REGION III TOTALS</b>	<b>14717</b>	<b>3783</b>	<b>3090</b>	<b>5015</b>	<b>2829</b>	<b>25.7</b>	<b>21.0</b>	<b>34.1</b>	<b>19.2</b>
02 Berrien	826	278	162	363	23	33.7	19.6	43.9	2.8
04 Jackson	785	318	113	296	58	40.5	14.4	37.7	7.4
05 Barry	164	33	2	121	8	20.1	1.2	73.8	4.9
08 Ionia, Montcalm	376	101	79	99	97	26.9	21.0	26.3	25.8
09 Kalamazoo	1386	274	648	167	297	19.8	46.8	12.0	21.4
11 Alger, Luce, Schoolcraft	76	14	8	40	14	18.4	10.5	52.6	18.4
12 Baraga, Houghton, Keweenaw	64	22	12	22	8	34.4	18.8	34.4	12.5
13 Antrim, Grand Traverse, Leelanau	329	122	16	171	20	37.1	4.9	52.0	6.1
14 Muskegon	1024	376	174	375	99	36.7	17.0	36.6	9.7
15 Branch	142	30	13	69	30	21.1	9.2	48.6	21.1
17 Kent	2832	722	810	480	820	25.5	28.6	16.9	29.0
19 Benzie, Manistee	139	50	24	63	2	36.0	17.3	45.3	1.4
20 Ottawa	766	107	295	159	205	14.0	38.5	20.8	26.8
23 Iosco, Oscoda	97	38	8	44	7	39.2	8.2	45.4	7.2
25 Marquette	127	20	43	44	20	15.7	33.9	34.6	15.7
26 Alpena, Alcona, Montmorency, Presque Isle	202	29	70	82	21	14.4	34.7	40.6	10.4
27 Newago, Oceana	235	48	10	116	61	20.4	4.3	49.4	26.0
28 Missaukee, Wexford	148	29	9	110		19.6	6.1	74.3	
30 Ingham	909	201	123	449	136	22.1	13.5	49.4	15.0
32 Gogebic, Ontonagon	28	4	3	16	5	14.3	10.7	57.1	17.9
33 Charlevoix	75	30	6	27	12	40.0	8.0	36.0	16.0
34 Roscommon, Arenac, Ogemaw	217	47	44	102	24	21.7	20.3	47.0	11.1
36 VanBuren	377	85	79	116	97	22.5	21.0	30.8	25.7
37 Calhoun	960	226	114	313	307	23.5	11.9	32.6	32.0
41 Dickinson, Iron, Menominee	191	30	17	89	55	15.7	8.9	46.6	28.8
43 Cass	241	54	30	88	69	22.4	12.4	36.5	28.6
45 St. Joseph	278	47	5	128	98	16.9	1.8	46.0	35.3
46 Otsego, Kalkaska, Crawford	213	74	22	106	11	34.7	10.3	49.8	5.2
47 Delta	99	27	10	33	29	27.3	10.1	33.3	29.3
48 Allegan	296	89	14	142	51	30.1	4.7	48.0	17.2
49 Mecosta, Osceola	222	46	19	142	15	20.7	8.6	64.0	6.8
50 Mackinac, Chippewa	160	35	28	56	41	21.9	17.5	35.0	25.6
51 Lake, Mason	175	56	10	97	12	32.0	5.7	55.4	6.9
53 Cheboygan	126	31	29	46	20	24.6	23.0	36.5	15.9
56 Eaton	336	67	36	179	54	19.9	10.7	53.3	16.1
57 Emmet	96	23	5	65	3	24.0	5.2	67.7	3.1

Source: Basic Information Reports (BIR).

\*Includes Delayed and Suspended Sentences and HYTA Probation.

\*\*Includes Restitution and Costs.

# A1a Criminal Court Dispositions (Offenders) by FOA Region and Circuit Number for 1999 — Non-Assaultive Offenses

	Total	Prison	Pro-bation*	Jail/Prob.	Jail/Fine**	Prison	Pro-bation*	Jail/Prob.	Jail/Fine**
<b>STATE TOTALS</b>	<b>19672</b>	<b>4064</b>	<b>6757</b>	<b>5436</b>	<b>3415</b>	<b>20.7</b>	<b>34.3</b>	<b>27.6</b>	<b>17.4</b>
<b>FOA REGION I (03 Wayne) TOTALS</b>	<b>3456</b>	<b>588</b>	<b>2242</b>	<b>438</b>	<b>188</b>	<b>17.0</b>	<b>64.9</b>	<b>12.7</b>	<b>5.4</b>
<b>FOA REGION II TOTALS</b>	<b>8287</b>	<b>1758</b>	<b>2724</b>	<b>2180</b>	<b>1625</b>	<b>21.2</b>	<b>32.9</b>	<b>26.3</b>	<b>19.6</b>
01 Hillsdale	93	44		39	10	47.3		41.9	10.8
06 Oakland	2847	418	1000	555	874	14.7	35.1	19.5	30.7
07 Genesee	811	300	253	204	54	37.0	31.2	25.2	6.7
10 Saginaw	627	149	286	84	108	23.8	45.6	13.4	17.2
16 Macomb	1143	208	493	222	220	18.2	43.1	19.4	19.2
18 Bay	203	55	57	73	18	27.1	28.1	36.0	8.9
21 Isabella	152	19	57	64	12	12.5	37.5	42.1	7.9
22 Washtenaw	445	70	248	33	94	15.7	55.7	7.4	21.1
24 Sanilac	62	12	5	32	13	19.4	8.1	51.6	21.0
29 Clinton, Gratiot	127	41	8	69	9	32.3	6.3	54.3	7.1
31 St. Clair	439	77	99	167	96	17.5	22.6	38.0	21.9
35 Shiawassee	100	37	6	54	3	37.0	6.0	54.0	3.0
38 Monroe	281	86	40	146	9	30.6	14.2	52.0	3.2
39 Lenawee	130	48	23	58	1	36.9	17.7	44.6	0.8
40 Lapeer	157	39	19	70	29	24.8	12.1	44.6	18.5
42 Midland	153	34	33	80	6	22.2	21.6	52.3	3.9
44 Livingston	235	90	45	66	34	38.3	19.1	28.1	14.5
52 Huron	41	5	1	21	14	12.2	2.4	51.2	34.1
54 Tuscola	88	14	4	50	20	15.9	4.5	56.8	22.7
55 Clare, Gladwin	153	12	47	93	1	7.8	30.7	60.8	0.7
<b>FOA REGION III TOTALS</b>	<b>7929</b>	<b>1718</b>	<b>1791</b>	<b>2818</b>	<b>1602</b>	<b>21.7</b>	<b>22.6</b>	<b>35.5</b>	<b>20.2</b>
02 Berrien	431	143	95	180	13	33.2	22.0	41.8	3.0
04 Jackson	4123	162	72	163	26	38.3	17.0	38.5	6.1
05 Barry	96	15	1	75	5	15.6	1.0	78.1	5.2
08 Ionia, Montcalm	208	50	51	55	52	24.0	24.5	26.4	25.0
09 Kalamazoo	687	107	349	68	163	15.6	50.8	9.9	23.7
11 Alger, Luce, Schoolcraft	48	8	6	28	6	16.7	12.5	58.3	12.5
12 Baraga, Houghton, Keweenaw	28	7	8	9	4	25.0	28.6	32.1	14.3
13 Antrim, Grand Traverse, Leelanau	195	59	11	113	12	30.3	5.6	57.9	6.2
14 Muskegon	534	181	110	191	52	33.9	20.6	35.8	9.7
15 Branch	78	13	5	39	21	16.7	6.4	50.0	26.9
17 Kent	1429	293	436	259	441	20.5	30.5	18.1	30.9
19 Benzie, Manistee	85	32	19	34		37.6	22.4	40.0	
20 Ottawa	466	56	166	106	138	12.0	35.6	22.7	29.6
23 Iosco, Oscoda	59	24	4	25	6	40.7	6.8	42.4	10.2
25 Marquette	64	6	27	19	12	9.4	42.2	29.7	18.8
26 Alpena, Alcona, Montmorency, Presque Isle	122	13	47	50	12	10.7	38.5	41.0	9.8
27 Newago, Oceana	138	22	7	70	39	15.9	5.1	50.7	28.3
28 Missaukee, Wexford	96	17	6	73		17.7	6.3	76.0	
30 Ingham	436	81	65	217	73	18.6	14.9	49.8	16.7
32 Gogebic, Ontonagon	16	1	1	10	4	6.3	6.3	62.5	25.0
33 Charlevoix	43	18	4	14	7	41.9	9.3	32.6	16.3
34 Roscommon, Arenac, Ogemaw	135	20	34	67	14	14.8	25.2	49.6	10.4
36 VanBuren	218	48	46	70	54	22.0	21.1	32.1	24.8
37 Calhoun	455	79	62	156	158	17.4	13.6	34.3	34.7
41 Dickinson, Iron, Menominee	127	15	14	56	42	11.8	11.0	44.1	33.1
43 Cass	138	24	15	55	44	17.4	10.9	39.9	31.9
45 St. Joseph	142	13	2	73	54	9.2	1.4	51.4	38.0
46 Otsego, Kalkaska, Crawford	128	36	16	69	7	28.1	12.5	53.9	5.5
47 Delta	59	16	9	15	19	27.1	15.3	25.4	32.2
48 Allegan	139	42	10	60	27	30.2	7.2	43.2	19.4
49 Mecosta, Osceola	141	23	14	97	7	16.3	9.9	68.8	5.0
50 Mackinac, Chippewa	92	19	14	37	22	20.7	15.2	40.2	23.9
51 Lake, Mason	103	28	7	61	7	27.2	6.8	59.2	6.8
53 Cheboygan	74	10	23	27	14	13.5	31.1	36.5	18.9
56 Eaton	235	27	32	131	45	11.5	13.6	55.7	19.1
57 Emmet	61	10	3	46	2	16.4	4.9	75.4	3.3

Source: Basic Information Reports (BIR).

\*Includes Delayed and Suspended Sentences and HYTA Probation.

\*\*Includes Restitution and Costs.

# A1b Criminal Court Dispositions (Offenders) by FOA Region and Circuit Number for 1999 — Drug Offenses

<b>STATE TOTALS</b>	
<b>FOA REGION I (03 Wayne) TOTALS</b>	
<b>FOA REGION II TOTALS</b>	
01 Hillsdale	
06 Oakland	
07 Genesee	
10 Saginaw	
16 Macomb	
18 Bay	
21 Isabella	
22 Washtenaw	
24 Sanilac	
29 Clinton, Gratiot	
31 St. Clair	
35 Shiawassee	
38 Monroe	
39 Lenawee	
40 Lapeer	
42 Midland	
44 Livingston	
52 Huron	
54 Tuscola	
55 Clare, Gladwin	
<b>FOA REGION III TOTALS</b>	
02 Berrien	
04 Jackson	
05 Barry	
08 Ionia, Montcalm	
09 Kalamazoo	
11 Alger, Luce, Schoolcraft	
12 Baraga, Houghton, Keweenaw	
13 Antrim, Grand Traverse, Leelanau	
14 Muskegon	
15 Branch	
17 Kent	
19 Benzie, Manistee	
20 Ottawa	
23 Iosco, Oscoda	
25 Marquette	
26 Alpena, Alcona, Montmorency, Presque Isle	
27 Newago, Oceana	
28 Missaukee, Wexford	
30 Ingham	
32 Gogebic, Ontonagon	
33 Charlevoix	
34 Roscommon, Arenac, Ogemaw	
36 VanBuren	
37 Calhoun	
41 Dickinson, Iron, Menominee	
43 Cass	
45 St. Joseph	
46 Otsego, Kalkaska, Crawford	
47 Delta	
48 Allegan	
49 Mecosta, Osceola	
50 Mackinac, Chippewa	
51 Lake, Mason	
53 Cheboygan	
56 Eaton	
57 Emmet	

Total	Prison	Pro-bation*	Jail/Prob.	Jail/Fine**
<b>9041</b>	<b>1786</b>	<b>4078</b>	<b>1958</b>	<b>1219</b>
<b>2778</b>	<b>492</b>	<b>2013</b>	<b>192</b>	<b>81</b>
<b>3327</b>	<b>691</b>	<b>1287</b>	<b>798</b>	<b>551</b>
13	2	1	9	1
1029	185	362	236	246
393	123	160	90	20
290	77	128	30	55
840	125	427	151	137
65	19	15	24	7
32	11	7	12	2
158	29	95	15	19
25	2	2	18	3
108	28	27	32	21
29	5	6	16	2
115	39	17	53	6
46	23	2	21	
22	1	2	15	4
29	7	9	13	
80	10	21	33	16
11	2		7	2
11	2	3	4	2
6		2	3	1
<b>2936</b>	<b>603</b>	<b>778</b>	<b>968</b>	<b>587</b>
152	32	30	85	5
175	65	18	75	17
18	3		14	1
43	6	11	15	11
425	82	224	35	84
3			2	1
7	2	1	4	
39	8	1	26	4
238	76	39	106	17
25		6	17	2
635	145	199	90	201
21	4	1	15	1
161	11	97	20	33
15	1	3	10	1
18	1	8	7	2
27	3	8	13	3
25	5	1	13	6
16	3	2	11	
223	41	32	117	33
3			2	1
13	2	1	8	2
24	3	5	14	2
59	1	22	16	20
222	51	32	67	72
17	2	1	12	2
38	5	10	10	13
30	4	1	13	12
31	6	2	19	4
13		1	9	3
80	19	2	47	12
26	3	2	19	2
32	1	10	12	9
18	7	1	8	2
20	1	5	11	3
34	9	1	18	6
10	1	1	8	

Prison	Pro-bation*	Jail/Prob.	Jail/Fine**
<b>19.8</b>	<b>45.1</b>	<b>21.7</b>	<b>13.5</b>
<b>17.7</b>	<b>72.5</b>	<b>6.9</b>	<b>2.9</b>
<b>20.8</b>	<b>38.7</b>	<b>24.0</b>	<b>16.6</b>
15.4	7.7	69.2	7.7
18.0	35.2	22.9	23.9
31.3	40.7	22.9	5.1
26.6	44.1	10.3	19.0
14.9	50.8	18.0	16.3
29.2	23.1	36.9	10.8
34.4	21.9	37.5	6.3
18.4	60.1	9.5	12.0
4.0	4.0	64.0	28.0
8.0	8.0	72.0	12.0
25.9	25.0	29.6	19.4
17.2	20.7	55.2	6.9
33.9	14.8	46.1	5.2
50.0	4.3	45.7	
4.5	9.1	68.2	18.2
24.1	31.0	44.8	
12.5	26.3	41.3	20.0
18.2		63.6	18.2
18.2	27.3	36.4	18.2
	33.3	50.0	16.7
<b>20.5</b>	<b>26.5</b>	<b>33.0</b>	<b>20.0</b>
21.1	19.7	55.9	3.3
37.1	10.3	42.9	9.7
16.7		77.8	5.6
14.0	25.6	34.9	25.6
19.3	52.7	8.2	19.8
		66.7	33.3
28.6	14.3	57.1	
20.5	2.6	66.7	10.3
31.9	16.4	44.5	7.1
		24.0	68.0
22.8	31.3	14.2	31.7
19.0	4.8	71.4	4.8
6.8	60.2	12.4	20.5
6.7	20.0	66.7	6.7
5.6	44.4	38.9	11.1
11.1	29.6	48.1	11.1
20.0	4.0	52.0	24.0
18.8	12.5	68.8	
18.4	14.3	52.5	14.8
		66.7	33.3
15.4	7.7	61.5	15.4
12.5	20.8	58.3	8.3
1.7	37.3	27.1	33.9
23.0	14.4	30.2	32.4
11.8	5.9	70.6	11.8
13.2	26.3	26.3	34.2
13.3	3.3	43.3	40.0
19.4	6.5	61.3	12.9
	7.7	69.2	23.1
23.8	2.5	58.8	15.0
11.5	7.7	73.1	7.7
3.1	31.3	37.5	28.1
38.9	5.6	44.4	11.1
5.0	25.0	55.0	15.0
26.5	2.9	52.9	17.6
10.0	10.0	80.0	

Source: Basic Information Reports (BIR).

\*Includes Delayed and Suspended Sentences and HYTA Probation.

\*\*Includes Restitution and Costs.

# A1c Criminal Court Dispositions (Offenders) by FOA Region and Circuit Number for 1999— Assaultive Offenses

	Total	Prison	Pro-bation*	Jail/ Prob.	Jail/ Fine**	Prison	Pro-bation*	Jail/ Prob.	Jail/ Fine**
<b>STATE TOTALS</b>	<b>9465</b>	<b>3974</b>	<b>1985</b>	<b>2348</b>	<b>1158</b>	<b>42.0</b>	<b>20.0</b>	<b>24.8</b>	<b>12.2</b>
<b>FOA REGION I (03 Wayne) TOTALS</b>	<b>2116</b>	<b>1059</b>	<b>743</b>	<b>243</b>	<b>71</b>	<b>50.0</b>	<b>35.1</b>	<b>11.5</b>	<b>3.4</b>
<b>FOA REGION II TOTALS</b>	<b>3497</b>	<b>1453</b>	<b>721</b>	<b>876</b>	<b>447</b>	<b>41.5</b>	<b>20.6</b>	<b>25.1</b>	<b>12.8</b>
01 Hillsdale	36	23	1	10	2	63.9	2.8	27.8	5.6
06 Oakland	1022	384	213	228	197	37.6	20.8	22.3	19.3
07 Genesee	441	247	64	119	11	56.0	14.5	27.0	2.5
10 Saginaw	292	134	92	32	34	45.9	31.5	11.0	11.6
16 Macomb	487	181	154	90	62	37.2	31.6	18.5	12.7
18 Bay	76	31	8	29	8	40.8	10.5	38.2	10.5
21 Isabella	65	16	11	29	9	24.6	16.9	44.6	13.8
22 Washtenaw	230	96	75	32	27	41.7	32.6	13.9	11.7
24 Sanilac	30	12	2	12	4	40.0	6.7	40.0	13.3
29 Clinton, Gratiot	62	31	5	22	4	50.0	8.1	35.5	6.5
31 St. Clair	165	53	27	52	33	32.1	16.4	31.5	20.0
35 Shiawassee	40	16	3	19	2	40.0	7.5	47.5	5.0
38 Monroe	110	42	7	49	12	38.2	6.4	44.5	10.9
39 Lenawee	87	53	9	25		60.9	10.3	28.7	
40 Lapeer	64	29	2	20	13	45.3	3.1	31.3	20.3
42 Midland	64	25	10	26	3	39.1	15.6	40.6	4.7
44 Livingston	107	40	26	31	10	37.4	24.3	29.0	9.3
52 Huron	11	4		3	4	36.4		27.3	36.4
54 Tuscola	53	22	2	19	10	41.5	3.8	35.8	18.9
55 Clare, Gladwin	55	14	10	29	2	25.5	18.2	52.7	3.6
<b>FOA REGION III TOTALS</b>	<b>3852</b>	<b>1462</b>	<b>521</b>	<b>1229</b>	<b>640</b>	<b>38.0</b>	<b>13.5</b>	<b>31.9</b>	<b>16.6</b>
02 Berrien	243	103	37	98	5	42.4	15.2	40.3	2.1
04 Jackson	187	91	23	58	15	48.7	12.3	31.0	8.0
05 Barry	50	15	1	32	2	30.0	2.0	64.0	4.0
08 Ionia, Montcalm	125	45	17	29	34	36.0	13.6	23.2	27.2
09 Kalamazoo	274	85	75	64	50	31.0	27.4	23.4	18.2
11 Alger, Luce, Schoolcraft	25	6	2	10	7	24.0	8.0	40.0	28.0
12 Baraga, Houghton, Keweenaw	29	13	3	9	4	44.8	10.3	31.0	13.8
13 Antrim, Grand Traverse, Leelanau	95	55	4	32	4	57.9	4.2	33.7	4.2
14 Muskegon	252	119	25	78	30	47.2	9.9	31.0	11.9
15 Branch	39	17	2	13	7	43.6	5.1	33.3	17.9
17 Kent	768	284	175	131	178	37.0	22.8	17.1	23.2
19 Benzie, Manistee	33	14	4	14	1	42.4	12.1	42.4	3.0
20 Ottawa	139	40	32	33	34	28.8	23.0	23.7	24.5
23 Iosco, Oscoda	23	13	1	9		56.5	4.3	39.1	
25 Marquette	45	13	8	18	6	28.9	17.8	40.0	13.3
26 Alpena, Alcona, Montmorency, Presque Isle	53	13	15	19	6	24.5	28.3	35.8	11.3
27 Newago, Oceana	72	21	2	33	16	29.2	2.8	45.8	22.2
28 Missaukee, Wexford	36	9	1	26		25.0	2.8	72.2	
30 Ingham	250	79	26	115	30	31.6	10.4	46.0	12.0
32 Gogebic, Ontonagon	9	3	2	4		33.3	22.2	44.4	
33 Charlevoix	19	10	1	5	3	52.6	5.3	26.3	15.8
34 Roscommon, Arenac, Ogemaw	58	24	5	21	8	41.4	8.6	36.2	13.8
36 VanBuren	100	36	11	30	23	36.0	11.0	30.0	23.0
37 Calhoun	283	96	20	90	77	33.9	7.1	31.8	27.2
41 Dickinson, Iron, Menominee	47	13	2	21	11	27.7	4.3	44.7	23.4
43 Cass	65	25	5	23	12	38.5	7.7	35.4	18.5
45 St. Joseph	106	30	2	42	32	28.3	1.9	39.6	30.2
46 Otsego, Kalkaska, Crawford	54	32	4	18		59.3	7.4	33.3	
47 Delta	27	11		9	7	40.7		33.3	25.9
48 Allegan	77	28	2	35	12	36.4	2.6	45.5	15.6
49 Mecosta, Osceola	55	20	3	26	6	36.4	5.5	47.3	10.9
50 Mackinac, Chippewa	36	15	4	7	10	41.7	11.1	19.4	27.8
51 Lake, Mason	54	21	2	28	3	38.9	3.7	51.9	5.6
53 Cheboygan	32	20	1	8	3	62.5	3.1	25.0	9.4
56 Eaton	67	31	3	30	3	46.3	4.5	44.8	4.5
57 Emmet	25	12	1	11	1	48.0	4.0	44.0	4.0

Source: Basic Information Reports (BIR).

\*Includes Delayed and Suspended Sentences and HYTA Probation.

\*\*Includes Restitution and Costs.

# A2 Criminal Court Dispositions by Offense and Type of Disposition for 1999

## All Offenses

Page One of Twenty

Compiled Laws	Offense	Maximum
TOTAL COUNTS	VIOLATIONS ATTEMPTS	
28.2951A	State ID Card-Alter/Forged Use To Commit Felony	4
28.729	Sex Offender - Fail to Register	4
168.932E	Election Law - Absentee Ballot Tamper	5
168.932F	Election Law - Poss Absentee Ballot	5
205.27	Income Tax Fail to File w/Int/Defraud	5
205.271A	Income Tax Fail to File w/Int Defraud	5
205.271B	Income Tax Aid/Abet Evasion	5
205.271C	Income Tax Making/Permit False Return	5
205.4282	Tobacco Product Tax Act Violation	5
205.4283	Tobacco Product Tax Act Violations - Misd	1
257.222	Counterfeit Cert.Title Possession Or Mfg.	5
257.233A6	Odometer Tampering	5
257.254	MV Code - Intent to Pass False Title	10
257.257	Registration/Plates Altered/Forged	5
257.311	Driving w/o License in Possession	MISD
257.324	Operating License-Forge/Alter/False ID	MISD
257.328	Motor Vehicle, False Insurance Papers	1
257.329	Ins. Cert. False/Stolen Poss. Sale	5
257.602	Disobey Police Signal	MISD
257.602A	Motorist Eluding Peace Officer	15
257.602A2	Police Officer-Fleeing/Vehicle CD 4th Degree	2
257.602A3	Police Officer-Fleeing/Vehicle CD 2nd Offense	4
257.602A3-A	Police Officer - Fleeing - 3rd Deg. - Vehicle Code	5
257.602A4	Police Officer-Fleeing/Vehicle CD/ Serious Injury Rslt	4
257.602A4-A	Police Officer - Fleeing - 2nd Deg. - Vehicle Code	10

Total Cases	Prison 30%	Probation 50%	Jail* 15%	Other** 5%
43,877	14,251	20,760	6,415	2,451
6,668	914	4,510	960	284
2	1	1		
102	14	48	35	5
43	2	29	12	
1		1		
3		1		2
2		2		
6		6		
3		3		
3		2	1	
10		7	1	2
10		10		
4		4		
1		1		
4		3		1
52	11	33	6	2
6		4	2	
21	5	8	5	3
7		5	1	1
1		1		
1			1	
1			1	
1		1		
30	7	17	5	1
221	42	132	40	7
14		11	3	
47	24	14	9	
3		3		
227	60	118	41	8
9		6	3	
4	2	2		
4	3	1		

**NOTE: Be sure to check for related offense codes when examining a particular type of crime. They may or may not be in sequential order or even on the same page.**

# A2 Criminal Court Dispositions by Offense and Type of Disposition for 1999

## All Offenses

Page Two of Twenty

Compiled Laws	Offense	Maximum
	TOTAL COUNTS	VIOLATIONS ATTEMPTS
257.617	Leave Scene Serious Personal Inj. Accident	5 ATTEMPTS
257.625	Drive M.V. Addict or Intox	5 ATTEMPTS
257.6251-A	OUIL	MISD ATTEMPTS
257.62510B	Operating - OWI - 2nd Offense	1 ATTEMPTS
257.62510C	Operating - OWI - 3rd Offense	5 ATTEMPTS
257.6253A	Operating Impaired	MISD ATTEMPTS
257.6254	Drive M.V. Addict/Intox Cause Death	15 ATTEMPTS
257.6255-A	OUIL - Causing Incapacitating Injury	5 ATTEMPTS
257.6256B	Drive M.V. Addict or Intox 2nd Off.	1 ATTEMPTS
257.6256D	OUIL - 3rd Offense	5 ATTEMPTS
257.6257A2	Operating OUIL/Occupant < 16, 2nd	5 ATTEMPTS
257.626	Reckless Driving	MISD ATTEMPTS
257.902	Poss & Display of License-Violation	5 ATTEMPTS
257.903	Motor Vehicle Code, False ID	5 ATTEMPTS
257.9032	Motor Vehicle Code, False ID- 2nd Offense	7 ATTEMPTS
257.9041B	Operate - Allow Suspend, Revoked to Operate	MISD ATTEMPTS
257.9041C	Operate-Allow Suspend to Operate 2nd Offense	1 ATTEMPTS
287.3232	Animals, Dangerous, Causing Serious Injury	4 ATTEMPTS
324.55314	Air Pollution Control-Hazardous Release-Pollutant	2 ATTEMPTS
324.80172	Marine Safety, Negligent Crippling/ Homicide	2 ATTEMPTS
324.801765	Marine Safety, OUIL Cause Incap Inj	5 ATTEMPTS
333.16294	Health Prof - Unauthorized Practice Felony	4 ATTEMPTS
333.17766A3	Controlled Sub, Steroids - Delivery	7 ATTEMPTS
333.5210	AIDS - Sexual Penetration with Uninformed Partner	4 ATTEMPTS
333.7341	Controlled Sub, Imitation Of	2 ATTEMPTS

Total Cases	Prison 30%	Probation 50%	Jail* 15%	Other** 5%
43,877	14,251	20,760	6,415	2,451
6,668	914	4,510	960	284
68	32	32	3	1
1	1			
179	56	105	15	3
1	1			
12	3	7	2	
1				1
1		1		
1		1		
66	33	31		2
1	1			
108	34	67	4	3
6	1	4	1	
7	4	2	1	
2,169	658	1,294	195	22
2	1	1		
1		1		
1		1		
1		1		
20	8	7	5	
6		4	2	
1		1		
6	2	2	2	
6	1	1	4	
1				1
1				1
1	1			
4	2	2		
1				1
1	1			
8		3	4	1
2	1	1		

**NOTE: Be sure to check for related offense codes when examining a particular type of crime. They may or may not be in sequential order or even on the same page.**



# A2 Criminal Court Dispositions by Offense and Type of Disposition for 1999

## All Offenses

Page Three of Twenty

Compiled Laws	Offense	Maximum
TOTAL COUNTS	VIOLATIONS ATTEMPTS	
333.73413	Controlled Sub, Mfg, Imitation Of ATTEMPTS	2
333.7401	Controlled Sub, Mfg, Del, Poss ATTEMPTS	LIFE
333.74012A	Controlled Sub, Mfg, Del, Poss ATTEMPTS	LIFE
333.74012A1	Controlled Sub, Mfg, Del, Poss - 650 or More Grams ATTEMPTS	LIFE
333.74012A2	Controlled Sub, Mfg, Del, Poss 225-649g ATTEMPTS	30
333.74012A3	Controlled Sub, Mfg, Del, Poss 50-224g ATTEMPTS	20
333.74012A4	Controlled Sub, Mfg, Del, Poss <50 Grams ATTEMPTS	20
333.74012B	Controlled Sub, Mfg, Del, Poss, Sch 1,2,3 ATTEMPTS	7
333.74012B-A	Controlled Sub, Mfg, Del, Poss (Sch 1,2,3) ATTEMPTS	7
333.74012C	Controlled Sub, Mfg, Del, Poss, (Sch 4, or Added by Rule) ATTEMPTS	4
333.74012C-A	Controlled Sub, Mfg, Del, Poss, (Sch 4) ATTEMPTS	4
333.74012C-B	Controlled Sub, Mfg, Del, Poss (Subs Add to Sch. 4) ATTEMPTS	4
333.74012D	Controlled Sub, Mfg, Del, Poss (Sch 5) ATTEMPTS	2
333.74012D1	Controlled Sub, Mfg, Del, Poss, 45 Kg+ Marijuana ATTEMPTS	15
333.74012D11	Controlled Sub, Mfg, Del, Poss Marijuana 5-<45 Kg ATTEMPTS	7
333.74012D3	Controlled Sub, Mfg, Del, Poss, Marijuana ATTEMPTS	4
333.74012E	Prescrip Forms/Official Unlawful Mfg/Del ATTEMPTS	20
333.74012F	Prescription Forms Mfg, Del, Poss w/Intent ATTEMPTS	7
333.74022A	Contr. Sub. - Mfg, Del, Poss Counterfeit (Narc) ATTEMPTS	10
333.74022B	Controlled Sub, Counterfeit (Sch. 1, 2, 3) ATTEMPTS	5
333.74022C	Controlled Sub, Counterfeit Sch 4 ATTEMPTS	4
333.74022D	Controlled Sub, Counterfeit Sch 5 ATTEMPTS	2
333.7403	Controlled Sub - Possession ATTEMPTS	LIFE
333.74032A	Controlled Sub, Possession Narc. or Cocaine ATTEMPTS	LIFE
333.74032A1	Controlled Sub - Possession - 650 or More Grams ATTEMPTS	LIFE

Total Cases	Prison 30%	Probation 50%	Jail* 15%	Other** 5%
43,877	14,251	20,760	6,415	2,451
6,668	914	4,510	960	284
91	20	34	34	3
3		2	1	
8	5	3		
3		2	1	
5	5			
1		1		
17	15	1	1	
43	40	3		
153	141	10	1	1
7	3	2	1	1
2,490	1,280	1,133	61	16
512	81	408	17	6
34	2	19	7	6
2		1		1
88	14	56	7	11
9		8		1
116	16	73	22	5
23		18	2	3
41	7	14	17	3
4		3	1	
2	1	1		
1		1		
47	5	35	6	1
7		5	2	
21	10	9	1	1
4		4		
97	22	59	14	2
5		5		
1,626	183	1,081	240	122
218	7	175	26	10
1		1		
7		6	1	
1		1		
5	2	1	2	
1		1		
1		1		
1	1			1
3		2	1	
7		7		
1		1		
4	2	1	1	
2	1	1		

**NOTE: Be sure to check for related offense codes when examining a particular type of crime. They may or may not be in sequential order or even on the same page.**

# A2 Criminal Court Dispositions by Offense and Type of Disposition for 1999

## All Offenses

Page Four of Twenty

Compiled Laws	Offense	Maximum
TOTAL COUNTS	VIOLATIONS	
	ATTEMPTS	
333.74032A2	Controlled Sub - Possession 225-649g	30
333.74032A3	Controlled Sub - Possession 50-224g	20
333.74032A4	Controlled Sub - Possession 25-49g	4
333.74032A5	Controlled Sub - Possession Less 25g	4
333.74032B	Controlled Sub - Possession Analogues, Sch 1-4	2
333.74032B-A	Controlled Sub - Possession/ Analogues	2
333.74032B-B	Controlled Sub, Possession (Sub Add to Sch 1-4, RL)	2
333.74032C-A	Controlled Sub - Possession (LSD & Schedule 5)	1
333.74032D	Controlled Sub - Poss Marijuana	1
333.74042A	Controlled Sub Use, Narcotic or Cocaine	1
333.74042D	Use of Marijuana	MISD
333.7405	Prescription Violation	2
333.7405A	Licensee Prescription Violation	2
333.7405B	Prescription, Mfg, Distribute Outside License	2
333.7405D	Drug House, Maintain or Keep	2
333.7405E	Dispense Prescription Issued Outside State	2
333.7406	Prescription Violation Penalty	2
333.7407	Controlled Substance, Fraud	4
333.74071A	Controlled Sub. Licensee Distribute w/o Form	4
333.74071B	Controlled Sub. Distribution, False License	4
333.74071C	Controlled Sub, Obtain by Fraud	4
333.74071G	Controlled Sub-Counterfeit Prescription Form	4
333.7407A-A	Controlled Sub - Induce Person to Commit Felony	LIFE
333.7407A1-A	Controlled Sub - Attempted Felony	LIFE
333.74101B	Controlled Sub, Delivery to Minor (Sch 1-3 ex Marij/Cocaine)	14

Total	Prison	Probation	Jail*	Other**
Cases	30%	50%	15%	5%
43,877	14,251	20,760	6,415	2,451
6,668	914	4,510	960	284
4	4			
18	18			
1			1	
45	14	28	3	
16	2	13	1	
4,020	559	2,550	821	90
665	24	591	41	9
48	1	41	4	2
2		2		
117	11	79	22	5
9		8	1	
11	1	7	3	
1			1	
2		2		
53	7	30	16	
5		4	1	
1		1		
3		3		
1		1		
1		1		
267	30	170	60	7
8		5	3	
4		3	1	
1		1		
2		2		
3	1	2	1	
2		2		
1		1		
101	9	69	18	5
48	5	30	12	1
1				1
1		1		
3	2		1	
1			1	
6	2	3	1	
17	2	13		2
2		1		1

**NOTE: Be sure to check for related offense codes when examining a particular type of crime. They may or may not be in sequential order or even on the same page.**

# A2 Criminal Court Dispositions by Offense and Type of Disposition for 1999

## All Offenses

Page Five of Twenty

Compiled Laws	Offense	Maximum
TOTAL COUNTS	VIOLATIONS ATTEMPTS	
333.74101-D	Controlled Sub, Delivery to Minor (Sch. 4, Marijuana)	8 ATTEMPTS
333.74104-A	Controlled Sub, Possess on School Property <25 Grams	8 ATTEMPTS
333.74104B	Controlled Sub, Poss on School Prop (Sch 1,2,3,4)	4 ATTEMPTS
333.74104D	Controlled Sub, Possess Marijuana (School Prop.)	2 ATTEMPTS
333.7413	Controlled Sub, Second Offense	LIFE ATTEMPTS
333.74132	Controlled Sub, Second Offense (Dbl Penalty)	LIFE ATTEMPTS
400.60	Welfare Fraud	4 ATTEMPTS
400.601-B	Welfare Fraud \$500 Up	4 ATTEMPTS
400.602	Welfare Fraud Fail to Inform	4 ATTEMPTS
400.602-A	Welfare Fraud Fail to Inform < \$500	MISD ATTEMPTS
400.602-B	Welfare Fraud - Fail to Inform \$500 or More	4 ATTEMPTS
400.6071	Medicaid Fraud - False Claim	4 ATTEMPTS
432.2182	Gambling Activity-Felony Violations	10 ATTEMPTS
432.30	Lottery Ticket Alter or Counterfeit	5 ATTEMPTS
436.17031A	Alcohol-Buy/Consume/Possess by Minor	MISD ATTEMPTS
436.17031B	Alcohol-Buy/Consume/Possess by Minor 2nd Off	MISD ATTEMPTS
436.17031C	Alcohol-Buy/Consume/Possess by Minor 3rd Off	MISD ATTEMPTS
436.332	Alcohol - Sell/Furnish to Minor, Cause Death	10 ATTEMPTS
445.1538	Franchise Investment Law Penalty	7 ATTEMPTS
451.501	Securities, Fraudulent Sale of	10 ATTEMPTS
500.45111	Insurance - Fraudulent Acts	4 ATTEMPTS
500.45112	Insurance Fraud - Conspiracies	10 ATTEMPTS
500.5252	Financial Fraud by Insurance Code	5 ATTEMPTS
570.1110	False Sworn Statement by Contractor	4 ATTEMPTS
570.152	Violation of Building Trust Act	3 ATTEMPTS

Total Cases	Prison 30%	Probation 50%	Jail* 15%	Other** 5%
43,877	14,251	20,760	6,415	2,451
6,668	914	4,510	960	284
6	2	4		
1		1		
3		3		
1				1
6		5	1	
12	7	3	2	
333	73	180	77	3
2		2		
8		3	5	
2	1	1		
42	2	35	4	1
24		22	2	
16		14	1	1
6		6		
2		2		
238	1	226	9	2
39	1	35	3	
11		8	3	
2		1	1	
1		1		
1		1		
18		5	8	5
1			1	
1				1
2	1		1	
1		1		
3	2	1		
65	1	56	4	4
8		8		
5		2		3
2		2		
2		2		
20	2	12	5	1
4		3	1	

**NOTE: Be sure to check for related offense codes when examining a particular type of crime. They may or may not be in sequential order or even on the same page.**

# A2 Criminal Court Dispositions by Offense and Type of Disposition for 1999 All Offenses

Page Six of Twenty

Compiled Laws	Offense	Maximum
TOTAL COUNTS	VIOLATIONS	
	ATTEMPTS	
600.2907A2	Real Property-Encumbering w/o Cause	3
722.6411	Tobacco - Furnishing to Minor	MISD
722.642	Tobacco Possession/Use by Minor	MISD
722.675	Distributing Obscene Matter to Minor	2
750.10A	Sexually Delinquent	LIFE
750.110-A	Break & Enter - Unoccup. Bldg. w/Intent	10
750.110-B	Break & Enter Occup Bldg. w/Intent	15
750.110A2	Home Invasion - 1st Degree	20
750.110A3	Home Invasion - 2nd Degree	15
750.110A4	Home Invasion - 3rd Degree	5
750.111	Entering w/o Breaking	5
750.115	Illegal Entry (w/o Owners Permission)	MISD
750.116	Possession of Burglars Tools	10
750.117	Bribery of Public Officer	4
750.119	Bribery of Jurors/Appraisers	4
750.131A	Checks w/o Account or w/o Suff Funds	2
750.131A1	Check - No Account	2
750.131A2	Check - 3 Non-Sufficient Funds Within 10 Days	2
750.1313	Checks w/o Suff Funds	2
750.1313C	Check - Non-Sufficient Funds - \$500 or More	2
750.136B	Child Abuse	15
750.136B2	Child Abuse, 1st Degree	15
750.136B3	Child Abuse, 2nd Degree	4
750.136B4	Child Abuse, 3rd Degree	2
750.136B5	Child Abuse, 4th Degree	1

Total Cases	Prison 30%	Probation 50%	Jail* 15%	Other** 5%
43,877	14,251	20,760	6,415	2,451
6,668	914	4,510	960	284
1		1		
1			1	
3			3	
4	1	2	1	
23	5	15	3	
1,304	500	548	142	114
250	70	119	37	24
91	50	25	15	1
2			2	
454	303	93	30	28
47	21	20	5	1
1,329	580	514	120	115
158	54	77	21	6
3		2	1	
107	33	56	11	7
13		11	1	1
1			1	
50	27	13	8	2
8		3	5	
4	2	2		
1		1		
1			1	
122	28	69	21	4
7		6		1
282	47	182	41	12
11		11		
102	18	61	16	7
6		5		1
2			2	
4		2	2	
9	4	5		
29	16	12		1
40	12	27		1
5	3	2		
119	14	86	17	2
3		2	1	
4		3	1	

**NOTE: Be sure to check for related offense codes when examining a particular type of crime. They may or may not be in sequential order or even on the same page.**

# A2 Criminal Court Dispositions by Offense and Type of Disposition for 1999

## All Offenses

Page Seven of Twenty

Compiled Laws	Offense	Maximum
TOTAL COUNTS	VIOLATIONS ATTEMPTS	
750.145	Contributing To Delinquency of Minor	MISD
750.145B	Accost, Solic Child-Immoral Purposes 2nd Offense	4
750.145C	Child Abusive Commercial Activity	20
750.145C2	Child Sexually Abusive Activity	20
750.145C3	Child Sex Abuse Act. - Dist & Promote	7
750.145D2	Computers-Commit Proscribed Conduct	20
750.145N2	Abuse Vulnerable Adult - 2nd Degree	4
750.145N3	Abuse Vulnerable Adult - 3rd Degree	2
750.145P1	Vulnerable Adult-Caregiver Commingling Funds	2
750.147B	Ethnic Intimidation	2
750.157A	Conspiracy	5
750.157AB	Conspiracy - Gambling	5
750.157B2	Solicit to Murder	LIFE
750.157B3	Solicit to Commit Felony	5
750.157C	Solicit, Minor to Commit Crime	LIFE
750.157N	Financial Device, Poss/Use Fraud Trans	4
750.157N1	Financial Transaction Device - Poss w/o Consent	4
750.157N2	Financial Transaction Device - Poss Fraudulent One	4
750.157P	Credit Cards - Illegal Poss w/Intent to Sell/Use	4
750.157Q	Credit Card Illegal Sale/Use	4
750.157R	Forge/Alter/Counterfeiting Cr Cards	4
750.157T	Sale of Goods/Serv Violating Cr Cd Act	4
750.157U	Forge Cdholder Sign, RSL3 I Overcharge	4
750.157V	Financial Transaction Device - False ID	4
750.157W	Financial Trans W/Intent Defraud	10

Total Cases	Prison 30%	Probation 50%	Jail* 15%	Other** 5%
43,877	14,251	20,760	6,415	2,451
6,668	914	4,510	960	284
1		1		
1		1		
1	1			
12	11	1		
10	4	4	1	1
1		1		
4		4		
5	4	1		
2		2		
10	2	7	1	
5		2	1	2
2		2		
3	2		1	
1		1		
3	1	1		1
2		2		
39	4	26	5	4
8		8		
425	60	203	88	74
45	2	27	14	2
43	7	26	7	3
3		3		
89	8	47	21	13
19	2	12	3	2
129	25	76	14	14
18		13	4	1
1	1			
1		1		
1		1		
7		5	2	
3		3		
29	9	13	7	
1		1		
6	3	1	2	
1		1		

**NOTE: Be sure to check for related offense codes when examining a particular type of crime. They may or may not be in sequential order or even on the same page.**

# A2 Criminal Court Dispositions by Offense and Type of Disposition for 1999

## All Offenses

Page Eight of Twenty

Compiled Laws	Offense	Maximum
TOTAL COUNTS	VIOLATIONS	
	ATTEMPTS	
750.157W1C1	Financial Trans Device-Fraud Betw \$1K & <\$20K	5
750.158	Sodomy	15
750.15911	Criminal Enterprise - Conducting	20
750.15912	Criminal Enterprise-Acquire/ Maintain	20
750.15913	Criminal Enterprise-Racketeering Proceeds	20
750.160	Dead Bodies - Disinterment & Mutilation	10
750.161	Desertion & Non Support	3
750.165	Refusing to Support Wife or Children	4
750.167	Disorderly Person	MISD
750.174	Embezzle - Agt, Serv, Emp, Trustee	10
750.174-A	Embezzlement - Agent or Trustee Under \$100	MISD
750.174-B	Embezzlement - Agent or Trustee Over \$100	10
750.1743A	Embezzlement - Agent or Trustee Betw \$200 and <\$1K	1
750.1744A	Embezzlement - Agent or Trustee Betw \$1K and <\$20K	5
750.1744B	Embezzlement - Agent or Trustee Betw \$200 & <\$1K 2nd Off	5
750.1745A	Embezzlement - Agent or Trustee \$20K or More	10
750.175	Embezzle - Public Officer, Agent, Servant	10
750.176	Embezzle, Administrator, Executor, Guardian	10
750.177A	Embezzle, Chattel Mortgage Over \$100	2
750.178	Embezzlement of Mortgaged/ Leased Property	10
750.180	Embezzle Bank Deposit or Trust Co.	20
750.181	Embezzlement - Jointly Held Property	10
750.183	Aid Escape of & Rescue Prisoner	7
750.183A	Escape-Aiding Prisoner-Felony	7
750.186A	Escape from Juvenile Facility	4

Total	Prison	Probation	Jail*	Other**
Cases	30%	50%	15%	5%
43,877	14,251	20,760	6,415	2,451
6,668	914	4,510	960	284
2		1	1	
1	1			
21	11	8	2	
2		2		
3	1	2		
1	1			
1			1	
54	3	24	24	3
43	1	39	2	1
11	2	7		2
5		5		
1			1	
210	19	116	32	43
33	4	25	1	3
4		3	1	
2		1		1
532	64	325	49	94
108	9	87	8	4
2			2	
108	5	76	4	23
32	1	28	1	2
3		2		1
3		3		
4		3		1
2		2		
1		1		
1			1	
2	1	1		
6		6		
3		2	1	
2				2
1	1			
3	2	1		
1		1		
1		1		1
1		1		
28	10	13	2	3
3	1	2		

**NOTE: Be sure to check for related offense codes when examining a particular type of crime. They may or may not be in sequential order or even on the same page.**

# A2 Criminal Court Dispositions by Offense and Type of Disposition for 1999

## All Offenses

Page Nine of Twenty

Compiled Laws	Offense	Maximum
TOTAL COUNTS	VIOLATIONS	
	ATTEMPTS	
750.193	Break, Esc. or Att to Break, Esc. Prison	5
750.195	Escape from Jail Sentence	4
750.1951	Escape from Misdemeanor Jail Sentence	2
750.1952	Escape - From Felony Jail Sentence	4
750.197A	Break, Escape Lawful Custody	1
750.197C	Assault Employee and/or Escape Jail Through Violence	4
750.1971	Escape Awaiting Trial For Misdemeanor	2
750.1972	Escape - Awaiting Trial for Felony	4
750.199	Harboring Escapees	MISD
750.199A	Absconding or Forfeiting Bond	4
750.204	Explosive, Sending w/Int to Injure/ Destroy	LIFE
750.204A	Explosive, Sending w/Int to Frighten	5
750.205A	Explosive, Used to Intimidate	4
750.206	Explosive, Place w/Int to Damage	25
750.208	Explosive, Aiding/Abetting Placement	15
750.209A	Explosives - Poss w/Intent to Terrorize	10
750.209B	Place Offensive Subs w/Int To Alarm	5
750.210	Explosives - Possession of a Bomb	5
750.211	Explosives - Manufacture With Unlawful Intent	5
750.211A	Explosives - Poss & Use	LIFE
750.211A2A	Explosives - Poss of Molotov Cocktail/Other Expl.	15
750.211A2B	Explosives - Poss Molotov Cocktail Causing Damage	20
750.213	Extortion	20
750.216A	Law Enf Badges - Unlawful Poss	MISD
750.218	False Pretenses W/Int to Defraud	10

Total Cases	Prison 30%	Probation 50%	Jail* 15%	Other** 5%
43,877	14,251	20,760	6,415	2,451
6,668	914	4,510	960	284
159	147	2	10	
9	8	1		
3	2		1	
12	2	3	7	
40	24	5	11	
9	3	2	4	
1			1	
75	60	7	7	1
15	7	2	6	
11	4	4	3	
28	17	9	2	
5	3	2		
2		1	1	
135	50	29	55	1
30	5	7	18	
2		2		
4		3		1
2	1	1		
2	1	1		
2	1	1		
4			1	3
3		1		2
1		1		
5	2			3
1	1			
1	1			
16	8	6	1	1
1	1			
3	2	1		
4		2		2
2	1		1	
27	14	11	2	
5	1	3	1	
1			1	
46	16	21	8	1
18	1	12	5	

**NOTE: Be sure to check for related offense codes when examining a particular type of crime. They may or may not be in sequential order or even on the same page.**

# A2 Criminal Court Dispositions by Offense and Type of Disposition for 1999

## All Offenses

Page Ten of Twenty

Compiled Laws	Offense	Maximum
TOTAL COUNTS	VIOLATIONS ATTEMPTS	
750.218A	False Pretenses W/Int to Defraud \$100 or Less	1
750.218-B	False Pretenses - Over \$100	10
750.2184A	False Pretenses - \$1,000 Or More, Less Than \$20,000	5
750.2185A	False Pretenses \$20K Or More	10
750.219AB	Telephone-Obtain Serv False ID Over \$100	4
750.219A2C1	Telephone - Avoid Payment Betw \$1K & <\$20K	5
750.224	Weapons, Dangerous Weapon Sale/Poss	5
750.2241-A	Weapon, Dangerous Weapon - Misc	5
750.2241-B	Weapon, Dangerous Weapon - Gas Eject Dev	5
750.224A	Weapons, Taser, Sale/Poss	4
750.224B	Weapons, Short Barrel, Shotgun/ Rifle	5
750.224D2	Weapon, Using Self-defense Spray Device	2
750.224E	Weapon, Poss Device to Convert to Automatic	4
750.224F	Weapon, Poss by a Felon	5
750.226	Carry Weapon W/Unlawful Intent	5
750.226A	Knife Open w/ Mechanical Device	1
750.227	Carrying Concealed Weapons	5
750.227B	Felony Firearm	10
750.227B-A	Weapons - Felony Firearm	2
750.227C	Poss of Loaded Firearm in Vehicle	2
750.227D	Poss of Firearm in Motor Vehicle	MISD
750.230	Pistols, Alteration of	2
750.234	Firearm, Discharge/Aim w/o Malice	1
750.234A	Firearm, Discharge from a Motor Vehicle	4
750.234B	Firearm, Discharge at Dwelling	4

Total Cases	Prison 30%	Probation 50%	Jail* 15%	Other** 5%
43,877	14,251	20,760	6,415	2,451
6,668	914	4,510	960	284
1		1		
1		1		
191	57	99	27	8
61	12	40	7	2
45	12	29	1	3
9	2	7		
8	3	5		
4		3	1	
1		1		
2		1		1
19	10	6	3	
1		1		
32	2	12	6	12
9		3	2	4
2	1	1		
27		12	8	7
9	2	4	3	
78	14	40	17	7
13	3	7	1	2
10	3	6	1	
1		1		
356	182	104	66	4
18	3	11	4	
59	28	18	6	7
10		7	3	
1		1		
1,502	288	839	240	135
466	31	339	63	33
6	6			
9	7	1	1	
60	5	42	8	5
4		2	2	
1		1		
6	1	4	1	
1		1		
3	3			
9	3	6		
1		1		
46	22	23	1	
8	1	7		

**NOTE: Be sure to check for related offense codes when examining a particular type of crime. They may or may not be in sequential order or even on the same page.**



# A2 Criminal Court Dispositions by Offense and Type of Disposition for 1999

## All Offenses

Page Eleven of Twenty

Compiled Laws	Offense	Maximum
TOTAL COUNTS	VIOLATIONS ATTEMPTS	
750.234C	Firearm, Discharge at Police Vehicle	4
	ATTEMPTS	
750.2411	Fireman - Obstructing	4
	ATTEMPTS	
750.248	Forgery of Records, Other Instruments	14
	ATTEMPTS	
750.248A	Financial Transaction Device - Utter & Publish	4
	ATTEMPTS	
750.249	Uttering & Publishing	14
	ATTEMPTS	
750.249A	Financial Trans Device - Forgery	4
	ATTEMPTS	
750.250	Forgery of State Warrant	7
	ATTEMPTS	
750.251	Forgery of Bank Bills & Notes	7
	ATTEMPTS	
750.252	Counterfeit Notes Poss W/Int to Utter & Publish	7
	ATTEMPTS	
750.253	Uttering & Publishing a State Warrant	5
	ATTEMPTS	
750.254	Forged Notes, Possession W/Int to Utter & Publish	5
	ATTEMPTS	
750.255	Counterfeiting - Possession of Tools	10
	ATTEMPTS	
750.261	Counterfeiting - Coins/Poss of Less than 5	10
	ATTEMPTS	
750.280	Gross Frauds & Cheats at Common Law	10
	ATTEMPTS	
750.282	Public Utility - Fraudulent Use	4
	ATTEMPTS	
750.300A1B	Fraud, Food Stamps >\$250 - \$1000	5
	ATTEMPTS	
750.300A1C	Food Stamps-Fraud Over \$1000	10
	ATTEMPTS	
750.301	Gambling - Taking Bets	1
	ATTEMPTS	
750.303	Gaming Room for Hire or Gain	2
	ATTEMPTS	
750.316	First Degree Murder	LIFE
	ATTEMPTS	
750.316-A	Murder - 1st Degree - Premeditated	LIFE
	ATTEMPTS	
750.316-B	Murder - Felony	LIFE
	ATTEMPTS	
750.316-C	Murder - Open - Statutory Short Form	LIFE
	ATTEMPTS	
750.317	Second Degree Murder	LIFE
	ATTEMPTS	
750.321	Manslaughter	15
	ATTEMPTS	

Total Cases	Prison 30%	Probation 50%	Jail* 15%	Other** 5%
43,877	14,251	20,760	6,415	2,451
6,668	914	4,510	960	284
1	1			
1		1		1
237	66	105	45	21
35	8	18	6	3
6	1	3	1	1
9	2	6	1	
1,343	396	657	181	109
399	50	279	58	12
8	2	3	3	
26	8	16	1	1
7	1	2	2	2
3		1	1	1
3	2		1	
3		3		
11		10		1
3	1	1	1	
14	1	8		5
1				1
3		3		
5	1	3	1	
4		3		1
1		1		
2		1	1	
1		1		
3		3		
1		1		
2		2		
3		3		
45	43	2		
68	68			
2	2			
42	42			
17	16	1		
224	223			1
41	34	7		
3	3			

**NOTE: Be sure to check for related offense codes when examining a particular type of crime. They may or may not be in sequential order or even on the same page.**

# A2 Criminal Court Dispositions by Offense and Type of Disposition for 1999

## All Offenses

Page Twelve of Twenty

Compiled Laws	Offense	Maximum
TOTAL COUNTS	VIOLATIONS	
	ATTEMPTS	
750.321-A	Manslaughter - Statutory Short Form	15
750.321-C	Manslaughter - Involuntary	15
750.321-E	Manslaughter with Motor Vehicle	15
750.324	Negligent Homicide	2
750.329	Death, Firearm without Malice	15
750.329A	Suicide - Assisting	5
750.335A	Indecent Exposure (Sexually Delinquent Person)	1
750.338	Gross Indecency Between Males - Commit/Procure	5
750.338A	Gross Indecency Between Females - Commit/Procure	5
750.338B	Gross Indecency Male and Female - Commit/Procure	5
750.349	Kidnapping	LIFE
750.349A	Prisoner Taking a Hostage	LIFE
750.350	Kidnapping - Child Enticement	LIFE
750.356	Larceny	10
750.356-A	Larceny - Over \$100	5
750.356-B	Larceny \$100 or Less	MISD
750.3562A	Larceny - \$20,000 or More	10
750.3563A	Larceny - \$1,000 Or More But Less Than \$20,000	5
750.3563B	Larceny - \$200 Or More But Less Than \$1,000 - 2nd Off	5
750.3564A	Larceny - \$200 Or More But Less Than \$1000	1
750.356A	Larceny, Motor Vehicle	5
750.356A-A	Larceny - From a Motor Vehicle	5
750.356A-B	Breaking and Entering - A Vehicle Steal Prop. Over \$5	5
750.356A-C	Breaking and Entering - A Vehicle (w Damage)	5
750.356A1	Larceny - From a Motor Vehicle	5

Total Cases	Prison 30%	Probation 50%	Jail* 15%	Other** 5%
43,877	14,251	20,760	6,415	2,451
6,668	914	4,510	960	284
36	34	2		
1		1		
35	30	4	1	
3	1	2		
22	21	1		
5	1	4		
108	16	77	6	9
10		9	1	
2	1	1		
1		1		
1			1	
12	2	4	5	1
1		1		
2		1		1
32	6	19	2	5
5		3	1	1
57	55	2		
9	5	4		
1	1			
2	1	1		
4	4			
124	24	66	29	5
31	2	22	5	2
219	52	106	33	28
47	11	29	6	1
2		1	1	
3	1	1		1
4		4		
62	8	40	5	9
13	1	12		
8	2	4	2	
2		1	1	
291	56	128	58	49
62	8	33	13	8
64	11	29	13	11
14	1	5	4	4
330	74	143	77	36
54	10	28	10	6
144	31	62	28	23
19	2	12	5	
43	8	22	3	10
13		13		

**NOTE: Be sure to check for related offense codes when examining a particular type of crime. They may or may not be in sequential order or even on the same page.**

# A2 Criminal Court Dispositions by Offense and Type of Disposition for 1999

## All Offenses

Page Thirteen of Twenty

Compiled Laws	Offense	Maximum
TOTAL COUNTS	VIOLATIONS ATTEMPTS	
750.356A2C1	Breaking and Entering - A Vehicle Steal Prop. \$1K-<\$20K	5
750.356A2D1	Breaking and Entering - A Vehicle Steal Prop. \$20K+	10
750.356A3	Breaking and Entering - A Vehicle (w Damage)	5
750.356B	B & E Coin Operated Telephone	4
750.356C	Retail Fraud - 1st Degree	5
750.356D	Retail Fraud - 2nd Degree	MISD
750.357	Larceny from Person	10
750.357A	Larceny Livestock	4
750.357B	Firearms, Stealing of Another	5
750.360	Larceny in Building	4
750.362	Larceny By Conversion	10
750.362-A	Larceny - By Conversion Over \$100	5
750.3622A	Larceny by Conversion \$20K+	10
750.3623A	Larceny - By Conversion Betw \$1K and <\$20K	5
750.362A	Fail to Return Rented Prop	10
750.362AA	Failure to Return Rented Property Over \$100	2
750.362A3A	Failure to Return Rented Property Betw \$1K & <\$20K	5
750.363	Larceny by False Personation	10
750.367A	Larceny - Trees & Shrubs Over \$100	5
750.377A	Malicious Destruction of Personal Property	10
750.377A-A	Malicious Destruction of Personal Property Over \$100	4
750.377A1A1	Malicious Destruction of Personal Property \$20K+	10
750.377A1B1	Mal Destr. of Personal Property Betw \$1K & <\$20K	5
750.377A1C1	Mal Destr. of Personal Property Betw \$200 & <\$1K	MISD
750.377B	Mal Destr. Police or Fire Dept Property	4

Total Cases	Prison 30%	Probation 50%	Jail* 15%	Other** 5%
43,877	14,251	20,760	6,415	2,451
6,668	914	4,510	960	284
18	3	13	2	
2		1	1	
1			1	
1		1		
49	11	27	7	4
16		11	2	3
9	1	6	2	
2		2		
1,565	337	514	610	104
75		45	25	5
3		1	2	
269	128	104	31	6
46	12	23	11	
2	1	1		
2	1	1		
62	31	20	6	5
1		1		
1,264	243	618	248	155
465	24	302	105	34
61	13	37	8	3
8	2	5	1	
57	15	29	12	1
9		7	1	1
1		1		
5	2	3		
2		2		
28	1	23	2	2
3		2	1	
25	2	15	7	1
4		1	2	1
2		1	1	
1		1		
7	2	5		
4		3	1	
1		1		
101	17	46	26	12
26	1	19	4	2
305	60	138	69	38
100	8	67	21	4
5	3	2		
77	9	40	4	24
9		7		2
4		3		1
1		1		
154	35	77	35	7
48	2	31	15	

**NOTE: Be sure to check for related offense codes when examining a particular type of crime. They may or may not be in sequential order or even on the same page.**

# A2 Criminal Court Dispositions by Offense and Type of Disposition for 1999

## All Offenses

Page Fourteen of Twenty

Compiled Laws	Offense	Maximum
TOTAL COUNTS	VIOLATIONS ATTEMPTS	
750.377C	Malicious Destruction of School Bus ATTEMPTS	5
750.379	Malicious Destruction of Bridges/ Railroads/Locks ATTEMPTS	4
750.380	Malicious Destr. of Bldg. ATTEMPTS	10
750.380-A	Malicious Destruction of Building Over \$100 ATTEMPTS	4
750.3802A	Malicious Destruction of Building Over \$20K ATTEMPTS	10
750.3803A	Malicious Destruction of Building - Betw \$1K & <\$20K ATTEMPTS	5
750.3804A	Malicious Destruction of Building Betw \$200 & <\$1K ATTEMPTS	1
750.3821C1	Malicious Destr. -Trees, etc. Betw \$1K & <\$20K ATTEMPTS	5
750.383A	Malicious Destruction of Utility Property ATTEMPTS	4
750.3872	Malicious Destr. Tombs/Mem Felony ATTEMPTS	5
750.411A	False Report of a Crime ATTEMPTS	4
750.411A1B	False Report of a Felony ATTEMPTS	4
750.411A2	False Bomb Threat ATTEMPTS	4
750.411H2B	Stalking a Minor ATTEMPTS	5
750.411I	Stalking, Aggravated ATTEMPTS	5
750.411N	Money Laundering, 2nd Degree ATTEMPTS	10
750.413	Unlawfully Driving Away an Automobile ATTEMPTS	5
750.414	Unlawful Use Auto w/o Int to Steal ATTEMPTS	2
750.415	MV Conceal or Misrep ID with Intent (Misd. or Felony) ATTEMPTS	4
750.4152	MV Conceal or Misrep ID W/Intent (Felony) ATTEMPTS	4
750.422	Perjury, Court Proceeding ATTEMPTS	15
750.423	Perjury - Wilfully Swear Falsely ATTEMPTS	15
750.425	Incite or Procure to Commit Perjury ATTEMPTS	5
750.436	Poison, Food/Drink/Medicine/Wells ATTEMPTS	LIFE
750.4361	Poison, Food/Drink/Medicine/Wells ATTEMPTS	5

Total Cases	Prison 30%	Probation 50%	Jail* 15%	Other** 5%
43,877	14,251	20,760	6,415	2,451
6,668	914	4,510	960	284
3				3
1		1		
32	8	11	8	5
5		4	1	
105	21	44	24	16
26	3	15	8	
2	2			
18	2	9	1	6
2		1	1	
1		1		
2		2		
11	3	3	4	1
1		1		
6	1	5		
1		1		
8		7		1
156	4	98	34	20
56		44	11	1
44	1	25	1	17
8		6		2
3	2	1		
187	52	111	14	10
7	4	3		
1		1		
860	304	359	134	63
166	35	94	26	11
495	67	281	123	24
20	1	10	8	1
5	3	1		1
1		1		
26	1	17	6	2
4		4		
12	3	5	4	
2	1	1		
6	3	2	1	
1		1		
1		1		
1		1		
1	1			

**NOTE: Be sure to check for related offense codes when examining a particular type of crime. They may or may not be in sequential order or even on the same page.**

# A2 Criminal Court Dispositions by Offense and Type of Disposition for 1999

## All Offenses

Page Fifteen of Twenty

Compiled Laws	Offense	Maximum
TOTAL COUNTS		VIOLATIONS ATTEMPTS
750.439	Polygamy	4
750.451	Prostitution - 2nd or > Offense	2
750.451-B	Prostitution - 3rd Offense	2
750.452	Keeping House of Ill Fame	5
750.455	Pandering	20
750.457	Accept Earnings of Prostitute	20
750.459	Prostitution - Transporting Female (perhaps compel)	20
750.479	Resisting, Obstructing Officer	2
750.479-B	Police Officer - Resist & Obstruct	2
750.479A	Police Officer - Fleeing	10
750.479AA	Police Officer - Fleeing	1
750.479A-B	Peace Officer-Resist Arrest Inflicted	2
750.479A2	Police Officer - Fleeing - 4th Degree	2
750.479A3	Police Officer - Fleeing 3rd Degree	5
750.479A4	Police Officer - Fleeing - 2nd Offense	4
750.479A4-A	Police Officer - Fleeing (Penal Code) - 2nd Degree	10
750.479A5	Police Officer - Fleeing (Penal Code) Serious Injury	4
750.479B	Peace Officer, Disarming	10
750.479B1	Peace Officer, Disarming Non-Firearm	4
750.479B2	Peace Officer - Disarming Firearm	10
750.49	Animals - Fighting/Shooting/Baiting	4
750.49A	Animals - Fighting	4
750.49B	Animals, Attending Fight	4
750.490	Unlawful Use of Public Funds	2
750.491	Mutilating, Removing Public Records	2

Total Cases	Prison 30%	Probation 50%	Jail* 15%	Other** 5%
43,877	14,251	20,760	6,415	2,451
6,668	914	4,510	960	284
4	2	1	1	
1		1		
12	3	3	6	
42	3	9	30	
2		1		1
3	3			
1		1		
1		1		
1		1		
305	63	156	69	17
25	1	13	7	4
390	108	155	119	8
42	1	27	14	
13	4	7	2	
1		1		
2		1		1
24	7	11	5	1
1		1		
391	71	235	72	13
26		14	12	
624	200	300	107	17
33	10	17	4	2
14	6	3	5	
2			1	1
6	5	1		
1		1		
5	4	1		
564	180	221	152	11
67	6	35	22	4
3		2	1	
2		2		
6	6			
23	19	3	1	
3	1	1	1	
1		1		
2		2		
3		3		
2		2		
2		2		
1		1		

**NOTE: Be sure to check for related offense codes when examining a particular type of crime. They may or may not be in sequential order or even on the same page.**

# A2 Criminal Court Dispositions by Offense and Type of Disposition for 1999 All Offenses

Page Sixteen of Twenty

Compiled Laws	Offense	Maximum
TOTAL COUNTS	VIOLATIONS ATTEMPTS	
750.50	Animals, Abandoning/Cruelty	MISD
750.50B	Animals, Killing/Torturing	4
750.505	Common Law Offense, No Express Penalty	5
750.505-A	Obstruction of Justice	5
750.505-B	Accessory After the Fact to Felony	5
750.520	Criminal Sexual Conduct (CSC)	LIFE
750.520B	CSC - 1st Degree	LIFE
750.520B1A	CSC - 1st Degree - Person Under 13	LIFE
750.520B1B	CSC - 1st Degree - Relationship	LIFE
750.520B1C	CSC - 1st Degree - During Felony	LIFE
750.520B1D	CSC - 1st Degree - Accomplices	LIFE
750.520B1E	CSC - 1st Degree - Weapon Used	LIFE
750.520B1F	CSC - 1st Degree - Personal Injury	LIFE
750.520B1G	CSC - 1st Degree - Injury to Incap. Victim	LIFE
750.520C	CSC, 2nd Degree	15
750.520C1A	CSC - 2nd Degree - Person Under 13	15
750.520C1B	CSC - 2nd Degree - Relationship	15
750.520C1C	CSC - 2nd Degree - During Felony	15
750.520C1D	CSC - 2nd Degree - Accomplices	15
750.520C1E	CSC - 2nd Degree - Weapon Used	15
750.520C1F	CSC - 2nd Degree - Personal Injury	15
750.520C1G	CSC - 2nd Degree - Injury to Incap. Victim	15
750.520C1H	CSC - 2nd Degree - Mentally Disabled-Relation	15
750.520D	CSC, 3rd Degree	15
750.520D1A	CSC - 3rd Degree - Person 13 Through 15	15

Total Cases	Prison 30%	Probation 50%	Jail* 15%	Other** 5%
43,877	14,251	20,760	6,415	2,451
6,668	914	4,510	960	284
1		1		
18	6	11		1
5	1	4		
7	3	3		1
26	12	10	4	
5	1	4		
61	12	30	15	4
4		3	1	
2	1	1		
116	115	1		
13	8	2	2	1
187	187			
13	8	4	1	
36	36			
19	19			
4	4			
22	22			
24	23	1		
3	3			
233	128	99	3	3
27	9	17	1	
325	194	117	9	5
45	19	24	2	
54	30	24		
7	2	5		
11	7	3	1	
3	2	1		
5	4		1	
1	1			
19	7	8	2	2
3		2	1	
5	1	2	1	1
6	2	3	1	
1	1			
111	93	5	6	7
38	10	26	2	
194	136	21	11	26
95	26	51	13	5

**NOTE: Be sure to check for related offense codes when examining a particular type of crime. They may or may not be in sequential order or even on the same page.**

# A2 Criminal Court Dispositions by Offense and Type of Disposition for 1999

## All Offenses

Page Seventeen of Twenty

Compiled Laws	Offense	Maximum
TOTAL COUNTS		VIOLATIONS ATTEMPTS
750.520D1B	CSC - 3rd Degree - Force or Coercion	15
750.520D1C	CSC - 3rd Degree - Incapacitated Victim	15
750.520D1D	CSC - 3rd Degree - Incest	15
750.520E	CSC, 4th Degree	2
750.520E1A	CSC - 4th Degree - Force or Coercion	2
750.520E1A-A	CSC - 4th Degree - Victim 13 Through 15	2
750.520E1B	CSC - 4th Degree - Incapacitated Victim	2
750.520E1C	CSC, 4th Degree (Prisoner)	2
750.520E1G	CSC - 4th Degree - Incest	2
750.520F	CSC - 2nd Offense	LIFE
750.520G	Assault W/Int C Sex C	10
750.520G1	CSC - Assault With Intent to Commit CSC	10
750.520G2	Asslt W/Intent to Commit CSC 2nd Degree	5
750.529	Robbery Armed	LIFE
750.529A	Car Jacking	LIFE
750.530	Robbery Unarmed	15
750.531	Robbery, Bank/Safe/Vault	LIFE
750.531-A	Bank Robbery	LIFE
750.531B	Robbery, Safe Breaking	LIFE
750.532	Seduction	5
750.535	Receiving Stolen Property	10
750.535-A	Stolen Property - Receive & Conc over \$100	5
750.535-B	Receiving Stolen Property \$100 or Less	MISD
750.535A	Motor Vehicles - Operating a Chop Shop	10
750.535A2	Motor Vehicles - Operating a Chop Shop	10

Total Cases	Prison 30%	Probation 50%	Jail* 15%	Other** 5%
43,877	14,251	20,760	6,415	2,451
6,668	914	4,510	960	284
58	49	4	4	1
16	10	5	1	
12	11		1	
7	3	4		
20	18	2		
2	1	1		
199	32	130	27	10
8		6	2	
234	29	157	30	18
13		10	3	
80	17	47	10	6
5		3	2	
27	5	16	5	1
2		1	1	
14	3	10	1	
15	14	1		
9	4	3	2	
121	66	45	8	2
8	4	4		
46	22	19	3	2
4	2	2		
711	694	13	3	1
22	11	8	2	1
149	143	3	3	
16	12	1	2	1
394	233	120	29	12
34	12	16	5	1
13	12	1		
5	2	2	1	
56	54	2		
20	16	4		
7	4	3		
1		1		
1		1		
262	65	139	39	19
32	5	21	5	1
903	241	415	184	63
145	22	87	26	10
3	2	1		
2		2		
49	13	31	4	1
7	4	3		
8	2	3	3	

**NOTE: Be sure to check for related offense codes when examining a particular type of crime. They may or may not be in sequential order or even on the same page.**

# A2 Criminal Court Dispositions by Offense and Type of Disposition for 1999

## All Offenses

Page Eighteen of Twenty

Compiled Laws	Offense	Maximum
TOTAL COUNTS	VIOLATIONS ATTEMPTS	
750.535A3	Motor Vehicles - Operating a Chop Shop 2nd Off	10
750.535B	Weapons, Firearms Receiving & Conc	10
750.5352	Stolen Property - Receiving/Concealing	10
750.5352A	Stolen Property - Rec & Conc \$20K+	10
750.5353A	Stolen Property - Rec & Conc Betw \$1K & <\$20K	5
750.5353B	Stolen Prop - Rec & Conc Betw \$200 & <\$1K, 2nd Off.	5
750.539C	Eavesdropping Upon Private Conversation	2
750.539D	Eavesdropping - Installing Device	2
750.540	Cut, Break, Tap Wire or Cable	2
750.540C1	Telephone - Counterfeit Device Avoid Payment	4
750.540E1A	Telephone Call, Use to Threaten	MISD
750.72	Burning Dwelling House	20
750.72-A	Arson - Dwelling House	20
750.72-B	Arson - Dwelling House Curtilage	20
750.73	Arson - Real Property	10
750.74	Arson - Personal Property	10
750.74B	Arson - Personal Property Over \$50	4
750.741C1	Arson - Personal Property Betw \$1K & <\$20K	5
750.741D1	Arson - Personal Property \$20K+	10
750.75	Arson - Insured Property	10
750.77	Arson - Preparing to Burn	10
750.77-B	Arson - Prepare to Burn Real or Personal Prop >\$50	4
750.77E	Arson, Assist Preparing to Burn Real Estate	4
750.771C1	Arson - Personal Property Betw \$1K & <\$20K	5
750.771D1	Arson, Prepare to Burn Prop \$20K+	10

Total Cases	Prison 30%	Probation 50%	Jail* 15%	Other** 5%
43,877	14,251	20,760	6,415	2,451
6,668	914	4,510	960	284
1	1			
71	32	31	5	3
8		6	2	
3		2		1
2		1	1	
56	21	27	6	2
6		6		
390	115	214	27	34
57	7	38	8	4
6		3	3	
1		1		
2		2		
6		3	3	
1				1
5		3	2	
1		1		
25	13	12		
2	1	1		
63	40	15	7	1
19	4	12	2	1
4	1	2	1	
1	1			
77	27	40	6	4
17		11	5	1
14	6	4	2	2
2		1	1	
35	9	17	7	2
9	1	7	1	
9		6		2
2		2		
9	1	5	1	2
2		1	1	
5	1	4		
4		3	1	
17	6	8	2	1
4		4		
1		1		
5		4		1
4	2	2		
1		1		

**NOTE: Be sure to check for related offense codes when examining a particular type of crime. They may or may not be in sequential order or even on the same page.**



# A2 Criminal Court Dispositions by Offense and Type of Disposition for 1999

## All Offenses

Page Nineteen of Twenty

Compiled Laws	Offense	Maximum
	TOTAL COUNTS	VIOLATIONS ATTEMPTS
750.78	Fires, Setting Woods/Prairies/Grounds	4
	ATTEMPTS	
750.81	Assault or Assault and Battery	2
	ATTEMPTS	
750.812	Domestic Violence	MISD
	ATTEMPTS	
750.813	Domestic Violence	1
	2nd Offense	ATTEMPTS
750.814	Domestic Violence -	2
	3rd Offense	ATTEMPTS
750.81A2	Domestic Violence - Aggravated	1
	ATTEMPTS	
750.81A3	Domestic Violence - Aggravated	2
	2nd Offense	ATTEMPTS
750.82	Felonious Assault	4
	ATTEMPTS	
750.822	Weapon-Free School - Assault w/	4
	Dangerous Weapon	ATTEMPTS
750.83	Asslt W/Int to Commit Murder	LIFE
	ATTEMPTS	
750.84	Asslt W/Int Gr Bod Hrm Less	10
	Murder	ATTEMPTS
750.85	Assault W/Intent to Rape	10
	ATTEMPTS	
750.86	Assault W/Intent to Maim	10
	ATTEMPTS	
750.87	Asslt W/Intent to Commit Felony	10
	ATTEMPTS	
750.88	Asslt W/Intent to Rob & Steal	15
	Unarmed	ATTEMPTS
750.89	Asslt W/Intent to Rob & Steal	LIFE
	Armed	ATTEMPTS
750.91	Attempt to Murder	LIFE
	ATTEMPTS	
750.922	Att Commit Crime w/Penalty Betw	5
	5yr-Life	ATTEMPTS
750.923	Att Commit Crime w/Penalty Under	2
	5 Years	ATTEMPTS
752.1003	False Health Care Claims	4
	ATTEMPTS	
752.10031	Health Care Fraud - False Claim	4
	ATTEMPTS	
752.1004A	Health Care Fraud - Kickbacks	4
	ATTEMPTS	
752.10542	Copy Audio/Video For Gain - Felony	5
	ATTEMPTS	
752.191	Felonious Driving	2
	ATTEMPTS	
752.541	Riot	10
	ATTEMPTS	

Total	Prison	Probation	Jail*	Other**
Cases	30%	50%	15%	5%
43,877	14,251	20,760	6,415	2,451
6,668	914	4,510	960	284
1		1		
1		1		
3	2		1	
11	4	4	3	
1		1		
240	42	136	61	1
4		1	3	
1		1		
24	9	10	5	
1		1		
1,692	483	885	250	74
347	37	244	60	6
1		1		
181	179	2		
3	2	1		
514	370	126	11	7
38	18	16	4	
1		1		
2	2			
6	3	2	1	
2	1	1		
67	40	23	3	1
2	1	1		
153	129	17	4	3
8	4	3	1	
5	5			
1	1			
1		1		
1			1	
2		2		
6	1	5		
4		3	1	
2		2		
1			1	
3		3		
1		1		
29	5	21	1	2
1		1		
1	1			

**NOTE: Be sure to check for related offense codes when examining a particular type of crime. They may or may not be in sequential order or even on the same page.**

# A2 Criminal Court Dispositions by Offense and Type of Disposition for 1999

## All Offenses

Page Twenty of Twenty

Compiled Laws	Offense	Maximum
	TOTAL COUNTS	VIOLATIONS ATTEMPTS
752.542	Incite to Riot	10
		ATTEMPTS
752.543	Unlawful Assembly	5
		ATTEMPTS
752.796B	Computers, Use to Commit Crime	20
		ATTEMPTS
752.797	Computer Fraud/Damage	20
		ATTEMPTS
752.811A	Break & Enter - Coin-Operated Device	3
		ATTEMPTS
752.861	Weapons - Firearms, Careless Use Causing Inj/Death	2
		ATTEMPTS
752.881	Bow & Arrow - Careless Use	2
		ATTEMPTS
767.A91B	Perjury - Prosecutors Investigation Subpoena	LIFE
		ATTEMPTS
767.61A	Offense by Sexually Delinquent	LIFE
		ATTEMPTS
769.10	Habitual Offender Second Felony	LIFE
		ATTEMPTS
769.11	Habitual Offender Third Felony	LIFE
		ATTEMPTS
769.12	Habitual Offender Fourth Felony	LIFE
		ATTEMPTS
800.281	Prisons - Contraband	5
		ATTEMPTS
800.2811	Prisons - Furnish Prisoner Contraband in Prison	5
		ATTEMPTS
800.2813	Prisons - Bringing Contraband Into	5
		ATTEMPTS
800.2814	Prisons - Prisoner Possessing Contraband	5
		ATTEMPTS
800.2834	Prisons - Prisoner Possessing Weapon	5
		ATTEMPTS
801.2631	Jails - Furnish Contraband to Prisoners	5
		ATTEMPTS

Total Cases	Prison 30%	Probation 50%	Jail* 15%	Other** 5%
43,877	14,251	20,760	6,415	2,451
6,668	914	4,510	960	284
22		10	1	11
23	1	7	1	14
1			1	
1				1
41	7	21	6	7
7		4	1	2
28	2	19	6	1
1			1	
1				1
2		1	1	
2		2		
5	5			
3	2	1		
4	4			
1		1		
4	3		1	
1		1		
23	9	7	2	5
7	1	2	3	1
35	32		3	
5	5			
26	26			
15	13	1	1	
1		1		

**NOTES: Be sure to check for related offense codes when examining a particular type of crime. They may or may not be in sequential order or even on the same page.**

Includes multiple dispositions per offender.

\* Includes Fine, Restitution, and Costs.

\*\* Includes Delayed and Suspended Sentences and HYTA Probation.

SOURCE: Basic Information Reports (BIR).

# A2a Criminal Court Dispositions by Offense and Type of Disposition for 1999 Non-Assaultive Offenses

Page One of Eleven

Compiled Laws	Offense	Maximum
TOTAL COUNTS	VIOLATIONS ATTEMPTS	
28.2951A	State ID Card-Alter/Forged Use To Commit Felony	4
28.729	Sex Offender - Fail to Register	4
168.932E	Election Law - Absentee Ballot Tamper	5
168.932F	Election Law - Poss Absentee Ballot	5
205.27	Income Tax Fail to File w/Int/Defraud	5
205.271A	Income Tax Fail to File w/Int Defraud	5
205.271B	Income Tax Aid/Abet Evasion	5
205.271C	Income Tax Making/Permit False Return	5
205.4282	Tobacco Product Tax Act Violation	5
205.4283	Tobacco Product Tax Act Violations - Misd	1
257.222	Counterfeit Cert.Title Possesion Or Mfg.	5
257.233A6	Odometer Tampering	5
257.254	MV Code - Intent to Pass False Title	10
257.257	Registration/Plates Altered/Forged	5
257.311	Driving w/o License in Possession	MISD
257.324	Operating License-Forge/Alter/False ID	MISD
257.328	Motor Vehicle, False Insurance Papers	1
257.329	Ins. Cert. False/Stolen Poss. Sale	5
257.602	Disobey Police Signal	MISD
257.617	Leave Scene Serious Personal Inj. Accident	5
257.625	Drive M.V. Addict or Intox	5
257.6251-A	OUIL	MISD
257.62510B	Operating - OWI - 2nd Offense	1
257.62510C	Operating - OWI - 3rd Offense	5
257.6253A	Operating Impaired	MISD

Total Cases	Prison 25%	Probation 51%	Jail* 17%	Other** 8%
21,963	5,869	10,653	3,664	1,777
3,769	476	2,446	630	217
2	1	1		
102	14	48	35	5
43	2	29	12	
1		1		
3		1		2
2		2		
6		6		
3		3		
3		2	1	
10		7	1	2
10		10		
4		4		
1		1		
4		3		1
52	11	33	6	2
6		4	2	
21	5	8	5	3
7		5	1	1
1		1		
1			1	
1		1		
68	32	32	3	1
1	1			
179	56	105	15	3
1	1			
12	3	7	2	
1				1
1		1		
1		1		

NOTE: Be sure to check for related offense codes when examining a particular type of crime. They may or may not be in sequential order or even on the same page.

# A2a Criminal Court Dispositions by Offense and Type of Disposition for 1999

## Non-Assaultive Offenses

Page Two of Eleven

Compiled Laws	Offense	Maximum
TOTAL COUNTS	VIOLATIONS ATTEMPTS	
257.6256B	Drive M.V. Addict or Intox 2nd Off.	1
257.6256D	OUIL - 3rd Offense	5
257.6257A2	Operating OUIL/Occupant <16, 2nd	5
257.626	Reckless Driving	MISD
257.902	Poss & Display of License-Violation	5
257.903	Motor Vehicle Code, False ID	5
257.9032	Motor Vehicle Code, False ID- 2nd Offense	7
257.9041B	Operate - Allow Suspend, Revoked to Operate	MISD
257.9041C	Operate-Allow Suspend to Operate 2nd Offense	1
324.55314	Air Pollution Control-Hazardous Release-Pollutant	2
333.16294	Health Prof - Unauthorized Practice Felony	4
400.60	Welfare Fraud	4
400.601-B	Welfare Fraud \$500 Up	4
400.602	Welfare Fraud Fail to Inform < \$500	4
400.602A	Welfare Fraud Fail to Inform < \$500	MISD
400.602-B	Welfare Fraud - Fail to Inform \$500 or More	4
400.6071	Medicaid Fraud - False Claim	4
432.2182	Gambling Activity-Felony Violations	10
432.30	Lottery Ticket Alter or Counterfeit	5
436.17031A	Alcohol-Buy/Consume/Possess by Minor	MISD
436.17031B	Alcohol-Buy/Consume/Possess by Minor 2nd Off	MISD
436.17031C	Alcohol-Buy/Consume/Possess by Minor 3rd Off	MISD
445.1538	Franchise Investment Law Penalty	7
451.501	Securities, Fraudulent Sale of	10
500.45111	Insurance - Fraudulent Acts	4

Total Cases	Prison 25%	Probation 51%	Jail* 17%	Other** 8%
21,963	5,869	10,653	3,664	1,777
3,769	476	2,446	630	217
7	4	2	1	
2,169	658	1,294	195	22
2	1	1		
1		1		
1		1		
1		1		
20	8	7	5	
6		4	2	
1		1		
6	2	2	2	
6	1	1	4	
1				1
4	2	2		
8		3	5	
2	1	1		
42	2	35	4	1
24		22	2	
16		14	1	1
6		6		
2		2		
238	1	226	9	2
39	1	35	3	
11		8	3	
2		1	1	
1		1		
18		5	8	5
1			1	
1				1
1		1		
3	2	1		
65	1	56	4	4
8		8		

NOTE: Be sure to check for related offense codes when examining a particular type of crime. They may or may not be in sequential order or even on the same page.

# A2a Criminal Court Dispositions by Offense and Type of Disposition for 1999 Non-Assaultive Offenses

Page Three of Eleven

Compiled Laws	Offense	Maximum
	TOTAL COUNTS	VIOLATIONS ATTEMPTS
500.45112	Insurance Fraud - Conspiracies	10 ATTEMPTS
500.5252	Financial Fraud by Insurance Code	5 ATTEMPTS
570.1110	False Sworn Statement by Contractor	4 ATTEMPTS
570.152	Violation of Building Trust Act	3 ATTEMPTS
600.2907A2	Real Property-Encumbering w/o Cause	3 ATTEMPTS
722.6411	Tobacco - Furnishing to Minor	MISD ATTEMPTS
722.642	Tobacco Possession/Use by Minor	MISD ATTEMPTS
750.110-A	Break & Enter - Unoccup. Bldg. w/Intent	10 ATTEMPTS
750.110-B	Break & Enter Occup Bldg. w/Intent	15 ATTEMPTS
750.110A3	Home Invasion - 2nd Degree	15 ATTEMPTS
750.110A4	Home Invasion - 3rd Degree	5 ATTEMPTS
750.111	Entering w/o Breaking	5 ATTEMPTS
750.115	Illegal Entry (w/o Owners Permission)	MISD ATTEMPTS
750.116	Possession of Burglars Tools	10 ATTEMPTS
750.117	Bribery of Public Officer	4 ATTEMPTS
750.119	Bribery of Jurors/Appraisers	4 ATTEMPTS
750.131A	Checks w/o Account or w/o Suff Funds	2 ATTEMPTS
750.131A1	Check - No Account	2 ATTEMPTS
750.131A2	Check - 3 Non-Sufficient Funds Within 10 Days	2 ATTEMPTS
750.1313	Checks w/o Suff Funds	2 ATTEMPTS
750.1313C	Check - Non-Sufficient Funds - \$500 or More	2 ATTEMPTS
750.145D2	Computers-Commit Proscribed Conduct	20 ATTEMPTS
750.145P1	Vulnerable Adult-Caregiver Commingling Funds	2 ATTEMPTS
750.147B	Ethnic Intimidation	2 ATTEMPTS
750.157A	Conspiracy	5 ATTEMPTS

Total Cases	Prison 25%	Probation 51%	Jail* 17%	Other** 8%
21,963	5,869	10,653	3,664	1,777
3,769	476	2,446	630	217
5		2		3
2		2		
2		2		
20	2	12	5	1
4		3	1	
1		1		
1			1	
3			3	
1,304	500	548	142	114
250	70	119	37	24
91	50	25	15	1
2			2	
1,329	580	514	120	115
158	54	77	21	6
3		2	1	
107	33	56	11	7
13		11	1	1
1			1	
50	27	13	8	2
8		3	5	
4	2	2		
1		1		
1			1	
122	28	69	21	4
7		6		1
282	47	182	41	12
11		11		
102	18	61	16	7
6		5		1
2			2	
4		2	2	
1		1		
2		2		
10	2	7	1	
5		2	1	2

NOTE: Be sure to check for related offense codes when examining a particular type of crime. They may or may not be in sequential order or even on the same page.

# A2a Criminal Court Dispositions by Offense and Type of Disposition for 1999 Non-Assaultive Offenses

Page Four of Eleven

Compiled Laws	Offense	Maximum
	TOTAL COUNTS	VIOLETIONS ATTEMPTS
750.157AB	Conspiracy - Gambling	5
		ATTEMPTS
750.157B3	Solicit to Commit Felony	5
		ATTEMPTS
750.157N	Financial Device, Poss/Use Fraud Trans	4
		ATTEMPTS
750.157N1	Financial Transaction Device - Poss w/o Consent	4
		ATTEMPTS
750.157N2	Financial Transaction Device - Poss Fraudulent One	4
		ATTEMPTS
750.157P	Credit Cards - Illegal Poss w/Intent to Sell/Use	4
		ATTEMPTS
750.157Q	Credit Card Illegal Sale/Use	4
		ATTEMPTS
750.157R	Forge/Alter/Counterfeiting Cr Cards	4
		ATTEMPTS
750.157T	Sale of Goods/Serv Violating Cr Cd Act	4
		ATTEMPTS
750.157U	Forge Cdholder Sign, RSL3 1 Overcharge	4
		ATTEMPTS
750.157V	Financial Transaction Device - False ID	4
		ATTEMPTS
750.157W	Financial Trans W/Intent Defraud	10
		ATTEMPTS
750.157W1C1	Financial Trans Device-Fraud Betw \$1K & <\$20K	5
		ATTEMPTS
750.15911	Criminal Enterprise - Conducting	20
		ATTEMPTS
750.15912	Criminal Enterprise-Acquire/Maintain	20
		ATTEMPTS
750.15913	Criminal Enterprise-Racketeering Proceeds	20
		ATTEMPTS
750.160	Dead Bodies - Disinterment & Mutilation	10
		ATTEMPTS
750.161	Desertion & Non Support	3
		ATTEMPTS
750.165	Refusing to Support Wife or Children	4
		ATTEMPTS
750.167	Disorderly Person	MISD
		ATTEMPTS
750.174	Embezzle - Agt, Serv, Emp, Trustee	10
		ATTEMPTS
750.174-A	Embezzlement - Agent or Trustee Under \$100	MISD
		ATTEMPTS
750.174-B	Embezzlement - Agent or Trustee Over \$100	10
		ATTEMPTS
750.1743A	Embezzlement - Agent or Trustee Betw \$200 and <\$1K	1
		ATTEMPTS
750.1744A	Embezzlement - Agent or Trustee Betw \$1K and <\$20K	5
		ATTEMPTS

Total Cases	Prison 25%	Probation 51%	Jail* 17%	Other** 8%
21,963	5,869	10,653	3,664	1,777
3,769	476	2,446	630	217
2		2		
1		1		
39	4	26	5	4
8		8		
425	60	203	88	74
45	2	27	14	2
43	7	26	7	3
3		3		
89	8	47	21	13
19	2	12	3	2
129	25	76	14	14
18		13	4	1
1	1			
1		1		
1		1		
7		5	2	
3		3		
29	9	13	7	
1		1		
6	3	1	2	
1		1		
2		1	1	
21	11	8	2	
2		2		
3	1	2		
1	1			
1			1	
54	3	24	24	3
43	1	39	2	1
11	2	7		2
5		5		
1			1	
210	19	116	32	43
33	4	25	1	3
4		3	1	
2		1		1
532	64	325	49	94
108	9	87	8	4
2			2	
108	5	76	4	23
32	1	28	1	2

NOTE: Be sure to check for related offense codes when examining a particular type of crime. They may or may not be in sequential order or even on the same page.

# A2a Criminal Court Dispositions by Offense and Type of Disposition for 1999

## Non-Assaultive Offenses

Page Five of Eleven

Compiled Laws	Offense	Maximum
TOTAL COUNTS	VIOLATIONS ATTEMPTS	
750.1744B	Embezzlement - Agent or Trustee Betw \$200 & <\$1K 2nd Off	5
750.1745A	Embezzlement - Agent or Trustee \$20K or More	10
750.175	Embezzle - Public Officer, Agent, Servant	10
750.176	Embezzle, Administrator, Executor, Guardian	10
750.177A	Embezzle, Chattel Mortgage Over \$100	2
750.178	Embezzlement of Mortgaged/ Leased Property	10
750.180	Embezzle Bank Deposit or Trust Co.	20
750.181	Embezzlement - Jointly Held Property	10
750.183	Aid Escape of & Rescue Prisoner	7
750.183A	Escape-Aiding Prisoner-Felony	7
750.186A	Escape from Juvenile Facility	4
750.193	Break, Esc. or Att to Break, Esc. Prison	5
750.195	Escape from Jail Sentence	4
750.1951	Escape from Misdemeanor Jail Sentence	2
750.1952	Escape - From Felony Jail Sentence	4
750.197A	Break, Escape Lawful Custody	1
750.1971	Escape Awaiting Trial For Misdemeanor	2
750.1972	Escape - Awaiting Trial for Felony	4
750.199	Harboring Escapees	MISD
750.199A	Absconding or Forfeiting Bond	4
750.216A	Law Enf Badges - Unlawful Poss	MISD
750.218	False Pretenses W/Int to Defraud	10
750.218A	False Pretenses W/Int to Defraud \$100 or Less	1
750.218-B	False Pretenses - Over \$100	10
750.2184A	False Pretenses - \$1,000 Or More, Less Than \$20,000	5

Total Cases	Prison 25%	Probation 51%	Jail* 17%	Other** 8%
21,963	5,869	10,653	3,664	1,777
3,769	476	2,446	630	217
3		2		1
3		3		
4		3		1
2		2		
1		1		
1			1	
2	1	1		
6		6		
3		2	1	
2				2
1	1			
3	2	1		
1		1		1
1		1		
28	10	13	2	3
3	1	2		
159	147	2	10	
9	8	1		
3	2		1	
12	2	3	7	
40	24	5	11	
9	3	2	4	
1			1	
11	4	4	3	
28	17	9	2	
5	3	2		
2		1	1	
135	50	29	55	1
30	5	7	18	
1			1	
46	16	21	8	1
18	1	12	5	
1		1		
1		1		
191	57	99	27	8
61	12	40	7	2
45	12	29	1	3
9	2	7		

NOTE: Be sure to check for related offense codes when examining a particular type of crime. They may or may not be in sequential order or even on the same page.

# A2a Criminal Court Dispositions by Offense and Type of Disposition for 1999

## Non-Assaultive Offenses

Page Six of Eleven

Compiled Laws	Offense	Maximum
TOTAL COUNTS	VIOLATIONS ATTEMPTS	
750.2185A	False Pretenses \$20K Or More	10
	ATTEMPTS	
750.219AB	Telephone-Obtain Serv False ID Over \$100	4
	ATTEMPTS	
750.219A2C1	Telephone - Avoid Payment Betw \$1K & <\$20K	5
	ATTEMPTS	
750.224	Weapons, Dangerous Weapon Sale/Poss	5
	ATTEMPTS	
750.2241-A	Weapon, Dangerous Weapon - Misc	5
	ATTEMPTS	
750.2241-B	Weapon, Dangerous Weapon - Gas Eject Dev	5
	ATTEMPTS	
750.224A	Weapons, Taser, Sale/Poss	4
	ATTEMPTS	
750.224B	Weapons, Short Barrel, Shotgun/ Rifle	5
	ATTEMPTS	
750.224E	Weapon, Poss Device to Convert to Automatic	4
	ATTEMPTS	
750.224F	Weapon, Poss by a Felon	5
	ATTEMPTS	
750.226	Carry Weapon W/Unlawful Intent	5
	ATTEMPTS	
750.226A	Knife Open w/ Mechanical Device	1
	ATTEMPTS	
750.227	Carrying Concealed Weapons	5
	ATTEMPTS	
750.227B	Felony Firearm	10
	ATTEMPTS	
750.227B-A	Weapons - Felony Firearm	2
	ATTEMPTS	
750.227C	Poss of Loaded Firearm in Vehicle	2
	ATTEMPTS	
750.227D	Poss of Firearm in Motor Vehicle	MISD
	ATTEMPTS	
750.230	Pistols, Alteration of	2
	ATTEMPTS	
750.248	Forgery of Records, Other Instruments	14
	ATTEMPTS	
750.248A	Financial Transaction Device - Utter & Publish	4
	ATTEMPTS	
750.249	Uttering & Publishing	14
	ATTEMPTS	
750.249A	Financial Trans Device - Forgery	4
	ATTEMPTS	
750.250	Forgery of State Warrant	7
	ATTEMPTS	
750.251	Forgery of Bank Bills & Notes	7
	ATTEMPTS	
750.252	Counterfeit Notes Poss W/Int to Utter & Publish	7
	ATTEMPTS	

Total Cases	Prison 25%	Probation 51%	Jail* 17%	Other** 8%
21,963	5,869	10,653	3,664	1,777
3,769	476	2,446	630	217
8	3	5		
4		3	1	
1		1		
2		1		1
19	10	6	3	
1		1		
32	2	12	6	12
9		3	2	4
2	1	1		
27		12	8	7
9	2	4	3	
78	14	40	17	7
13	3	7	1	2
1		1		
356	182	104	66	4
18	3	11	4	
59	28	18	6	7
10		7	3	
1		1		
1,502	288	839	240	135
466	31	339	63	33
6	6			
9	7	1	1	
60	5	42	8	5
4		2	2	
1		1		
6	1	4	1	
1		1		
237	66	105	45	21
35	8	18	6	3
6	1	3	1	1
9	2	6	1	
1,343	396	657	181	109
399	50	279	58	12
8	2	3	3	
26	8	16	1	1
7	1	2	2	2
3		1	1	1
3	2		1	
3		3		

NOTE: Be sure to check for related offense codes when examining a particular type of crime. They may or may not be in sequential order or even on the same page.



# A2a Criminal Court Dispositions by Offense and Type of Disposition for 1999

## Non-Assaultive Offenses

Page Seven of Eleven

Compiled Laws	Offense	Maximum
TOTAL COUNTS	VIOLATIONS ATTEMPTS	
750.253	Uttering & Publishing a State Warrant	5
750.254	Forged Notes, Possession W/Int to Utter & Publish	5
750.255	Counterfeiting - Possession of Tools	10
750.261	Counterfeiting - Coins/Poss of Less than 5	10
750.280	Gross Frauds & Cheats at Common Law	10
750.282	Public Utility - Fraudulent Use	4
750.300A1B	Fraud, Food Stamps >\$250 - \$1000	5
750.300A1C	Food Stamps-Fraud Over \$1000	10
750.301	Gambling - Taking Bets	1
750.303	Gaming Room for Hire or Gain	2
750.356	Larceny	10
750.356-A	Larceny - Over \$100	5
750.356-B	Larceny \$100 or Less	MISD
750.3562A	Larceny - \$20,000 or More	10
750.3563A	Larceny - \$1,000 Or More But Less Than \$20,000	5
750.3563B	Larceny - \$200 Or More But Less Than \$1,000 - 2nd Off	5
750.3564A	Larceny - \$200 Or More But Less Than \$1000	1
750.356A	Larceny, Motor Vehicle	5
750.356A-A	Larceny - From a Motor Vehicle	5
750.356A-B	Breaking and Entering - A Vehicle Steal Prop. Over \$5	5
750.356A-C	Breaking and Entering - A Vehicle (w Damage)	5
750.356A1	Larceny - From a Motor Vehicle	5
750.356A2C1	Breaking and Entering - A Vehicle Steal Prop. \$1K-20K	5
750.356A2D1	Breaking and Entering - A Vehicle Steal Prop. \$20K+	10
750.356A3	Breaking and Entering - A Vehicle (w Damage)	5

Total Cases	Prison 25%	Probation 51%	Jail* 17%	Other** 8%
21,963	5,869	10,653	3,664	1,777
3,769	476	2,446	630	217
11		10		1
3	1	1	1	
14	1	8		5
1				1
3		3		
5	1	3	1	
4		3		1
1		1		
2		1	1	
1		1		
3		3		
124	24	66	29	5
31	2	22	5	2
219	52	106	33	28
47	11	29	6	1
2		1	1	
3	1	1		1
4		4		
62	8	40	5	9
13	1	12		
8	2	4	2	
2		1	1	
291	56	128	58	49
62	8	33	13	8
64	11	29	13	11
14	1	5	4	4
330	74	143	77	36
54	10	28	10	6
144	31	62	28	23
19	2	12	5	
43	8	22	3	10
13		13		
18	3	13	2	
2		1	1	
1			1	
1		1		
49	11	27	7	4
16		11	2	3

NOTE: Be sure to check for related offense codes when examining a particular type of crime. They may or may not be in sequential order or even on the same page.

# A2a Criminal Court Dispositions by Offense and Type of Disposition for 1999 Non-Assaultive Offenses

Page Eight of Eleven

Compiled Laws	Offense	Maximum
TOTAL COUNTS	VIOLATIONS ATTEMPTS	
750.356B	B & E Coin Operated Telephone ATTEMPTS	4
750.356C	Retail Fraud - 1st Degree ATTEMPTS	5
750.356D	Retail Fraud - 2nd Degree ATTEMPTS	MISD
750.357	Larceny from Person ATTEMPTS	10
750.357A	Larceny Livestock ATTEMPTS	4
750.357B	Firearms, Stealing of Another ATTEMPTS	5
750.360	Larceny in Building ATTEMPTS	4
750.362	Larceny By Conversion ATTEMPTS	10
750.362-A	Larceny - By Conversion Over \$100 ATTEMPTS	5
750.3622A	Larceny by Conversion \$20K+ ATTEMPTS	10
750.3623A	Larceny - By Conversion Betw \$1K and <\$20K ATTEMPTS	5
750.362A	Fail to Return Rented Prop ATTEMPTS	10
750.362AA	Failure to Return Rented Property Over \$100 ATTEMPTS	2
750.362A3A	Failure to Return Rented Property Betw \$1K & <\$20K ATTEMPTS	5
750.363	Larceny by False Personation ATTEMPTS	10
750.367A	Larceny - Trees & Shrubs Over \$100 ATTEMPTS	5
750.377A	Malicious Destruction of Personal Property ATTEMPTS	10
750.377A-A	Malicious Destruction of Personal Property Over \$100 ATTEMPTS	4
750.377A1A1	Malicious Destruction of Personal Property \$20K+ ATTEMPTS	10
750.377A1B1	Mal Dest of Personal Property Betw \$1K & <\$20K ATTEMPTS	5
750.377A1C1	Mal Dest of Personal Property Betw \$200 & <\$1K ATTEMPTS	MISD
750.379	Malicious Destruction of Bridges/ Railroads/Locks ATTEMPTS	4
750.380	Malicious Dest. of Bldg. ATTEMPTS	10
750.380-A	Malicious Destruction of Building Over \$100 ATTEMPTS	4
750.3802A	Malicious Destruction of Building Over \$20K ATTEMPTS	10

Total Cases	Prison 25%	Probation 51%	Jail* 17%	Other** 8%
21,963	5,869	10,653	3,664	1,777
3,769	476	2,446	630	217
9	1	6	2	
2		2		
1,565	337	514	610	104
75		45	25	5
3		1	2	
269	128	104	31	6
46	12	23	11	
2	1	1		
2	1	1		
62	31	20	6	5
1		1		
1,264	243	618	248	155
465	24	302	105	34
61	13	37	8	3
8	2	5	1	
57	15	29	12	1
9		7	1	1
1		1		
5	2	3		
2		2		
28	1	23	2	2
3		2	1	
25	2	15	7	1
4		1	2	1
2		1	1	
1		1		
7	2	5		
4		3	1	
1		1		
101	17	46	26	12
26	1	19	4	2
305	60	138	69	38
100	8	67	21	4
5	3	2		
77	9	40	4	24
9		7		2
4		3		1
1		1		
1		1		
32	8	11	8	5
5		4	1	
105	21	44	24	16
26	3	15	8	
2	2			

NOTE: Be sure to check for related offense codes when examining a particular type of crime. They may or may not be in sequential order or even on the same page.

# A2a Criminal Court Dispositions by Offense and Type of Disposition for 1999 Non-Assaultive Offenses

Page Nine of Eleven

Compiled Laws	Offense	Maximum
TOTAL COUNTS	VIOLATIONS ATTEMPTS	
750.3803A	Malicious Destruction of Building - Betw \$1K & <\$20K	5
750.3804A	Malicious Destruction of Building Betw \$200 & <\$1K	1
750.3821C1	Malicious Dest -Trees, etc. Betw \$1K & <\$20K	5
750.383A	Malicious Destruction of Utility Property	4
750.3872	Malicious Dest Tombs/Mem Felony	5
750.411A	False Report of a Crime	4
750.411A1B	False Report of a Felony	4
750.411A2	False Bomb Threat	4
750.411N	Money Laundering, 2nd Degree	10
750.413	Unlawfully Driving Away an Automobile	5
750.414	Unlawful Use Auto w/o Int to Steal	2
750.415	MV Conceal or Misrep ID with Intent (Misd. or Felony)	4
750.4152	MV Conceal or Misrep ID W/Intent (Felony)	4
750.422	Perjury, Court Proceeding	15
750.423	Perjury - Wilfully Swear Falsely	15
750.425	Incite or Procure to Commit Perjury	5
750.439	Polygamy	4
750.451	Prostitution - 2nd or > Offense	2
750.451-B	Prostitution - 3rd Offense	2
750.452	Keeping House of Ill Fame	5
750.457	Accept Earnings of Prostitute	20
750.49	Animals - Fighting/Shooting/Baiting	4
750.49A	Animals - Fighting	4
750.49B	Animals, Attending Fight	4
750.490	Unlawful Use of Public Funds	2

Total Cases	Prison 25%	Probation 51%	Jail* 17%	Other** 8%
21,963	5,869	10,653	3,664	1,777
3,769	476	2,446	630	217
18	2	9	1	6
2		1	1	
1		1		
2		2		
11	3	3	4	1
1		1		
6	1	5		
1		1		
8		7		1
156	4	98	34	20
56		44	11	1
44	1	25	1	17
8		6		2
1		1		
860	304	359	134	63
166	35	94	26	11
495	67	281	123	24
20	1	10	8	1
5	3	1		1
1		1		
26	1	17	6	2
4		4		
12	3	5	4	
2	1	1		
6	3	2	1	
1		1		
1		1		
4	2	1	1	
1		1		
12	3	3	6	
42	3	9	30	
2		1		1
1		1		
1		1		
3	1	1	1	
1		1		
2		2		
3		3		
2		2		
2		2		

NOTE: Be sure to check for related offense codes when examining a particular type of crime. They may or may not be in sequential order or even on the same page.

# A2a Criminal Court Dispositions by Offense and Type of Disposition for 1999 Non-Assaultive Offenses

Page Ten of Eleven

Compiled Laws	Offense	Maximum
	TOTAL COUNTS	VIOLETIONS ATTEMPTS
750.491	Mutilating, Removing Public Records	2
750.50	Animals, Abandoning/Cruelty	MISD
	ATTEMPTS	
750.50B	Animals, Killing/Torturing	4
	ATTEMPTS	
750.505	Common Law Offense, No Express Penalty	5
	ATTEMPTS	
750.505-A	Obstruction of Justice	5
	ATTEMPTS	
750.505-B	Accessory after the Fact to Felony	5
	ATTEMPTS	
750.535	Receiving Stolen Property	10
	ATTEMPTS	
750.535-A	Stolen Property - Receive & Conc over \$100	5
	ATTEMPTS	
750.535-B	Receiving Stolen Property \$100 or Less	MISD
	ATTEMPTS	
750.535A	Motor Vehicles - Operating a Chop Shop	10
	ATTEMPTS	
750.535A2	Motor Vehicles - Operating a Chop Shop	10
	ATTEMPTS	
750.535A3	Motor Vehicles - Operating a Chop Shop 2nd Off	10
	ATTEMPTS	
750.535B	Weapons, Firearms Receiving & Conc	10
	ATTEMPTS	
750.5352	Stolen Property - Receiving/Concealing	10
	ATTEMPTS	
750.5352A	Stolen Property - Rec & Conc \$20K+	10
	ATTEMPTS	
750.5353A	Stolen Property - Rec & Conc Betw \$1K & <\$20K	5
	ATTEMPTS	
750.5353B	Stolen Prop - Rec & Conc Betw \$200 & <\$1K, 2nd Off.	5
	ATTEMPTS	
750.539C	Eavesdropping Upon Private Conversation	2
	ATTEMPTS	
750.539D	Eavesdropping - Installing Device	2
	ATTEMPTS	
750.540	Cut, Break, Tap Wire or Cable	2
	ATTEMPTS	
750.540C1	Telephone - Counterfeit Device Avoid Payment	4
	ATTEMPTS	
750.922	Att Commit Crime w/Penalty Betw 5yr-Life	5
	ATTEMPTS	
750.923	Att Commit Crime w/Penalty Under 5 Years	2
	ATTEMPTS	
752.1003	False Health Care Claims	4
	ATTEMPTS	
752.10031	Health Care Fraud - False Claim	4
	ATTEMPTS	

Total Cases	Prison 25%	Probation 51%	Jail* 17%	Other** 8%
21,963	5,869	10,653	3,664	1,777
3,769	476	2,446	630	217
1		1		
1		1		
18	6	11		1
5	1	4		
7	3	3		1
26	12	10	4	
5	1	4		
61	12	30	15	4
4		3	1	
262	65	139	39	19
32	5	21	5	1
903	241	415	184	63
145	22	87	26	10
3	2	1		
2		2		
49	13	31	4	1
7	4	3		
8	2	3	3	
1	1			
71	32	31	5	3
8		6	2	
3		2		1
2		1	1	
56	21	27	6	2
6		6		
390	115	214	27	34
57	7	38	8	4
6		3	3	
1				
1		1		
2		2		
6		3	3	
1				1
5		3	2	
1		1		
1			1	
2		2		
6	1	5		
4		3	1	
2		2		

NOTE: Be sure to check for related offense codes when examining a particular type of crime. They may or may not be in sequential order or even on the same page.

# A2a Criminal Court Dispositions by Offense and Type of Disposition for 1999

## Non-Assaultive Offenses

Page Eleven of Eleven

Compiled Laws	Offense	Maximum
TOTAL COUNTS		VIOLETIONS ATTEMPTS
752.1004A	Health Care Fraud - Kickbacks	4
		ATTEMPTS
752.10542	Copy Audio/Video For Gain - Felony	5
		ATTEMPTS
752.543	Unlawful Assembly	5
		ATTEMPTS
752.796B	Computers, Use to Commit Crime	20
		ATTEMPTS
752.797	Computer Fraud/Damage	20
		ATTEMPTS
752.811A	Break & Enter - Coin-Operated Device	3
		ATTEMPTS
767.A91B	Perjury - Prosecutors Investigation Subpoena	LIFE
		ATTEMPTS
769.10	Habitual Offender Second Felony	LIFE
		ATTEMPTS
769.11	Habitual Offender Third Felony	LIFE
		ATTEMPTS
769.12	Habitual Offender Fourth Felony	LIFE
		ATTEMPTS
800.281	Prisons - Contraband	5
		ATTEMPTS
800.2811	Prisons - Furnish Prisoner Contraband in Prison	5
		ATTEMPTS
800.2813	Prisons - Bringing Contraband Into	5
		ATTEMPTS
800.2814	Prisons - Prisoner Possessing Contraband	5
		ATTEMPTS
800.2834	Prisons - Prisoner Possessing Weapon	5
		ATTEMPTS
801.2631	Jails - Furnish Contraband to Prisoners	5
		ATTEMPTS

Total Cases	Prison 25%	Probation 51%	Jail* 17%	Other** 8%
21,963	5,869	10,653	3,664	1,777
3,769	476	2,446	630	217
1			1	
3		3		
1		1		
23	1	7	1	14
1			1	
1				1
41	7	21	6	7
7		4	1	2
2		1	1	
5	5			
3	2	1		
4	4			
1		1		
4	3		1	
1		1		
23	9	7	2	5
7	1	2	3	1
35	32		3	
5	5			
26	26			
15	13	1	1	
1		1		

**NOTES: Be sure to check for related offense codes when examining a particular type of crime. They may or may not be in sequential order or even on the same page.**

Includes multiple dispositions per offender.

\* Includes Fine, Restitution, and Costs.

\*\* Includes Delayed and Suspended Sentences and HYTA Probation.

SOURCE: Basic Information Reports (BIR).

# A2b Criminal Court Dispositions by Offense and Type of Disposition for 1999 Drug Offenses

Page One of Three

Compiled Laws	Offense	Maximum
	TOTAL COUNTS	VIOLATIONS ATTEMPTS
333.17766A3	Controlled Sub, Steroids - Delivery	7 ATTEMPTS
333.7341	Controlled Sub, Imitation Of	2 ATTEMPTS
333.73413	Controlled Sub, Mfg, Imitation Of	2 ATTEMPTS
333.7401	Controlled Sub, Mfg, Del, Poss	LIFE ATTEMPTS
333.74012A	Controlled Sub, Mfg, Del, Poss	LIFE ATTEMPTS
333.74012A1	Controlled Sub, Mfg, Del, Poss - 650 or More Grams	LIFE ATTEMPTS
333.74012A2	Controlled Sub, Mfg, Del, Poss 225-649g	30 ATTEMPTS
333.74012A3	Controlled Sub, Mfg, Del, Poss 50-224g	20 ATTEMPTS
333.74012A4	Controlled Sub, Mfg, Del, Poss <50 Grams	20 ATTEMPTS
333.74012B	Controlled Sub, Mfg, Del, Poss, Sch 1,2,3	7 ATTEMPTS
333.74012B-A	Controlled Sub, Mfg, Del, Poss (Sch 1,2,3)	7 ATTEMPTS
333.74012C	Controlled Sub, Mfg, Del, Poss, (Sch 4, or Added by Rule)	4 ATTEMPTS
333.74012C-A	Controlled Sub, Mfg, Del, Poss, (Sch 4)	4 ATTEMPTS
333.74012C-B	Controlled Sub, Mfg, Del, Poss (Subs Add to Sch. 4)	4 ATTEMPTS
333.74012D	Controlled Sub, Mfg, Del, Poss (Sch 5)	2 ATTEMPTS
333.74012D1	Controlled Sub, Mfg, Del, Poss, 45 Kg+ Marijuana	15 ATTEMPTS
333.74012D11	Controlled Sub, Mfg, Del, Poss Marijuana 5-<45 Kg	7 ATTEMPTS
333.74012D3	Controlled Sub, Mfg, Del, Poss, Marijuana	4 ATTEMPTS
333.74012E	Prescrip Forms/Official Unlawful Mfg/Del	20 ATTEMPTS
333.74012F	Prescription Forms Mfg, Del, Poss w/Intent	7 ATTEMPTS
333.74022A	Contr. Sub. - Mfg, Del, Poss Counterfeit (Narc)	10 ATTEMPTS
333.74022B	Controlled Sub, Counterfeit (Sch. 1, 2, 3)	5 ATTEMPTS
333.74022C	Controlled Sub, Counterfeit Sch 4	4 ATTEMPTS
333.74022D	Controlled Sub, Counterfeit Sch 5	2 ATTEMPTS
333.7403	Controlled Sub - Possession	LIFE ATTEMPTS

Total Cases	Prison 23%	Probation 61%	Jail* 14%	Other** 3%
9,998	2,512	5,745	1,452	289
1,584	127	1,311	112	34
1				1
8		3	4	1
2	1	1		
91	20	34	34	3
3		2	1	
8	5	3		
3		2	1	
5	5			
1		1		
17	15	1	1	
43	40	3		
153	141	10	1	1
7	3	2	1	1
2,490	1,280	1,133	61	16
512	81	408	17	6
34	2	19	7	6
2		1		1
88	14	56	7	11
9		8		1
116	16	73	22	5
23		18	2	3
41	7	14	17	3
4		3	1	
2	1	1		
1		1		
47	5	35	6	1
7		5	2	
21	10	9	1	1
4		4		
97	22	59	14	2
5		5		
1,626	183	1,081	240	122
218	7	175	26	10
1		1		
7		6	1	
1		1		
5	2	1	2	
1		1		
1		1		
1	1			1
3		2	1	
7		7		
1		1		

NOTE: Be sure to check for related offense codes when examining a particular type of crime. They may or may not be in sequential order or even on the same page.

# A2b Criminal Court Dispositions by Offense and Type of Disposition for 1999 Drug Offenses

Page Two of Three

Compiled Laws	Offense	Maximum
	TOTAL COUNTS	VIOLATIONS ATTEMPTS
333.74032A	Controlled Sub, Possession Narc. or Cocaine	LIFE ATTEMPTS
333.74032A1	Controlled Sub - Possession - 650 or More Grams	LIFE ATTEMPTS
333.74032A2	Controlled Sub - Possession 225-649g	30 ATTEMPTS
333.74032A3	Controlled Sub - Possession 50-224g	20 ATTEMPTS
333.74032A4	Controlled Sub - Possession 25-49g	4 ATTEMPTS
333.74032A5	Controlled Sub - Possession Less 25g	4 ATTEMPTS
333.74032B	Controlled Sub - Possession Analogues, Sch 1-4	2 ATTEMPTS
333.74032B-A	Controlled Sub - Possession/ Analogues	2 ATTEMPTS
333.74032B-B	Controlled Sub, Possession (Sub Add to Sch 1-4, RL)	2 ATTEMPTS
333.74032C-A	Controlled Sub - Possession (LSD & Schedule 5)	1 ATTEMPTS
333.74032D	Controlled Sub - Poss Marijuana	1 ATTEMPTS
333.74042A	Controlled Sub Use, Narcotic or Cocaine	1 ATTEMPTS
333.74042D	Use of Marijuana	MISD ATTEMPTS
333.7405	Prescription Violation	2 ATTEMPTS
333.7405A	Licensee Prescription Violation	2 ATTEMPTS
333.7405B	Prescription, Mfg, Distribute Outside License	2 ATTEMPTS
333.7405D	Drug House, Maintain or Keep	2 ATTEMPTS
333.7405E	Dispense Prescription Issued Outside State	2 ATTEMPTS
333.7406	Prescription Violation Penalty	2 ATTEMPTS
333.7407	Controlled Substance, Fraud	4 ATTEMPTS
333.74071A	Controlled Sub. Licensee Distribute w/o Form	4 ATTEMPTS
333.74071B	Controlled Sub. Distribution, False License	4 ATTEMPTS
333.74071C	Controlled Sub, Obtain by Fraud	4 ATTEMPTS
333.74071G	Controlled Sub-Counterfeit Prescription Form	4 ATTEMPTS
333.7407A-A	Controlled Sub - Induce Person to Commit Felony	LIFE ATTEMPTS

Total Cases	Prison 23%	Probation 61%	Jail* 14%	Other** 3%
9,998	2,512	5,745	1,452	289
1,584	127	1,311	112	34
4	2	1	1	
2	1	1		
4	4			
18	18			
1			1	
45	14	28	3	
16	2	13	1	
4,020	559	2,550	821	90
665	24	591	41	9
48	1	41	4	2
2		2		
117	11	79	22	5
9		8	1	
11	1	7	3	
1			1	
2		2		
53	7	30	16	
5		4	1	
1		1		
3		3		
1		1		
1		1		
267	30	170	60	7
8		5	3	
4		3	1	
1		1		
2		2		
3	1	2		
3	1	1	1	
2		2		
1		1		
101	9	69	18	5
48	5	30	12	1
1				1
1		1		
3	2		1	
1			1	

**NOTE: Be sure to check for related offense codes when examining a particular type of crime. They may or may not be in sequential order or even on the same page.**

# A2b Criminal Court Dispositions by Offense and Type of Disposition for 1999 Drug Offenses

Page Three of Three

Compiled Laws	Offense	Maximum
	TOTAL COUNTS	VIOLATIONS ATTEMPTS
333.7407A1-A	Controlled Sub - Attempted Felony	LIFE ATTEMPTS
333.74101B	Controlled Sub, Delivery to Minor (Sch 1-3 ex Marij/Cocaine)	14 ATTEMPTS
333.74101-D	Controlled Sub, Delivery to Minor (Sch. 4, Marijuana)	8 ATTEMPTS
333.74104-A	Controlled Sub, Possess on School Property <25 Grams	8 ATTEMPTS
333.74104B	Controlled Sub, Poss on School Prop (Sch 1,2,3,4)	4 ATTEMPTS
333.74104D	Controlled Sub, Possess Marijuana (School Prop.)	2 ATTEMPTS
333.7413	Controlled Sub, Second Offense	LIFE ATTEMPTS
333.74132	Controlled Sub, Second Offense (Dbl Penalty)	LIFE ATTEMPTS

Total Cases	Prison 23%	Probation 61%	Jail* 14%	Other** 3%
9,998	2,512	5,745	1,452	289
1,584	127	1,311	112	34
6	2	3	1	
17	2	13		2
2		1		1
6	2	4		
1		1		
3		3		
1				1
6		5	1	
12	7	3	2	
333	73	180	77	3
2		2		

**NOTES: Be sure to check for related offense codes when examining a particular type of crime. They may or may not be in sequential order or even on the same page.**

Includes multiple dispositions per offender.

\* Includes Fine, Restitution, and Costs.

\*\* Includes Delayed and Suspended Sentences and HYTA Probation.

SOURCE: Basic Information Reports (BIR).



# A2c Criminal Court Dispositions by Offense and Type of Disposition for 1999

## Assaultive Offenses

Page One of Seven

Compiled Laws	Offense	Maximum
TOTAL COUNTS	VIOLATIONS ATTEMPTS	
257.602A	Motorist Eluding Peace Officer ATTEMPTS	15
257.602A2	Police Officer-Fleeing/Vehicle CD 4th Degree ATTEMPTS	2
257.602A3	Police Officer-Fleeing/Vehicle CD 2nd Offense ATTEMPTS	4
257.602A3-A	Police Officer - Fleeing - 3rd Deg. - Vehicle Code ATTEMPTS	5
257.602A4	Police Officer-Fleeing/Vehicle CD/Serious Injury Rslt ATTEMPTS	4
257.602A4-A	Police Officer - Fleeing - 2nd Deg. - Vehicle Code ATTEMPTS	10
257.6254	Drive M.V. Addict/Intox Cause Death ATTEMPTS	15
257.6255-A	OUIL - Causing Incapacitating Injury ATTEMPTS	5
287.3232	Animals, Dangerous, Causing Serious Injury ATTEMPTS	4
324.80172	Marine Safety, Negligent Crippling/Homicide ATTEMPTS	2
324.801765	Marine Safety, OUIL Cause Incap Inj ATTEMPTS	5
333.5210	AIDS - Sexual Penetration with Uninformed Partner ATTEMPTS	4
436.332	Alcohol - Sell/Furnish to Minor, Cause Death ATTEMPTS	10
722.675	Distributing Obscene Matter to Minor ATTEMPTS	2
750.10A	Sexually Delinquent ATTEMPTS	LIFE
750.110A2	Home Invasion - 1st Degree ATTEMPTS	20
750.136B	Child Abuse ATTEMPTS	15
750.136B2	Child Abuse, 1st Degree ATTEMPTS	15
750.136B3	Child Abuse, 2nd Degree ATTEMPTS	4
750.136B4	Child Abuse, 3rd Degree ATTEMPTS	2
750.136B5	Child Abuse, 4th Degree ATTEMPTS	1
750.145	Contributing To Delinquency of Minor ATTEMPTS	MISD
750.145B	Accost, Solic Child-Immoral Purposes 2nd Offense ATTEMPTS	4
750.145C	Child Abusive Commercial Activity ATTEMPTS	20
750.145C2	Child Sexually Abusive Activity ATTEMPTS	20

Total Cases	Prison 47%	Probation 39%	Jail* 11%	Other** 3%
11,916	5,870	4,362	1,299	385
1,315	311	753	218	33
30	7	17	5	1
221	42	132	40	7
14		11	3	
47	24	14	9	
3		3		
227	60	118	41	8
9		6	3	
4	2	2		
4	3	1		
66	33	31		2
1	1			
108	34	67	4	3
6	1	4	1	
1				1
2		2		
1	1			
1	1			
2	1		1	
4	1	2	1	
23	5	15	3	
454	303	93	30	28
47	21	20	5	1
9	4	5		
29	16	12		1
40	12	27		1
5	3	2		
119	14	86	17	2
3		2	1	
4		3	1	
1		1		
1		1		
1	1			
12	11	1		

**NOTE: Be sure to check for related offense codes when examining a particular type of crime. They may or may not be in sequential order or even on the same page.**

# A2c Criminal Court Dispositions by Offense and Type of Disposition for 1999

## Assaultive Offenses

Page Two of Seven

Compiled Laws	Offense	Maximum
TOTAL COUNTS	VIOLATIONS ATTEMPTS	
750.145C3	Child Sex Abuse Act. - Dist & Promote	7
750.145N2	Abuse Vulnerable Adult - 2nd Degree	4
750.145N3	Abuse Vulnerable Adult - 3rd Degree	2
750.157B2	Solicit to Murder	LIFE
750.157C	Solicit, Minor to Commit Crime	LIFE
750.158	Sodomy	15
750.197C	Assault Employee and/or Jail Through Violence	4
750.204	Explosive, Sending w/Int to Injure/Destroy	LIFE
750.204A	Explosive, Sending w/Int to Frighten	5
750.205A	Explosive, Used to Intimidate	4
750.206	Explosive, Place w/Int to Damage	25
750.208	Explosive, Aiding/Abetting Placement	15
750.209A	Explosives - Poss w/Intent to Terrorize	10
750.209B	Place Offensive Subs w/Int To Alarm	5
750.210	Explosives - Possession of a Bomb	5
750.211	Explosives - Manufacture With Unlawful Intent	5
750.211A	Explosives - Poss & Use	LIFE
750.211A2A	Explosives - Poss of Molotov Cocktail/Other Expl.	15
750.211A2B	Explosives - Poss Molotov Cocktail Causing Damage	20
750.213	Extortion	20
750.224D2	Weapon, Using Self-defense Spray Device	2
750.234	Firearm, Discharge/Aim w/o Malice	1
750.234A	Firearm, Discharge from a Motor Vehicle	4
750.234B	Firearm, Discharge at Dwelling	4
750.234C	Firearm, Discharge at Police Vehicle	4

Total Cases	Prison 47%	Probation 39%	Jail* 11%	Other** 3%
11,916	5,870	4,362	1,299	385
1,315	311	753	218	33
10	4	4	1	1
4		4		
5	4	1		
3	2		1	
3	1	1		1
2		2		
1	1			
75	60	7	7	1
15	7	2	6	
2		2		
4		3		1
2	1	1		
2	1	1		
2	1	1		
4			1	3
3		1		2
1		1		
5	2			3
1	1			
1	1			
16	8	6	1	1
1	1			
3	2	1		
4		2		2
2	1		1	
27	14	11	2	
5	1	3	1	
10	3	6	1	
3	3			
9	3	6		
1		1		
46	22	23	1	
8	1	7		
1	1			

NOTE: Be sure to check for related offense codes when examining a particular type of crime. They may or may not be in sequential order or even on the same page.

# A2c Criminal Court Dispositions by Offense and Type of Disposition for 1999

## Assaultive Offenses

Page Three of Seven

Compiled Laws	Offense	Maximum
TOTAL COUNTS	VIOLETIONS ATTEMPTS	
750.2411	Fireman - Obstructing ATTEMPTS	4
750.316	First Degree Murder ATTEMPTS	LIFE
750.316-A	Murder - 1st Degree - Premeditated ATTEMPTS	LIFE
750.316-B	Murder - Felony ATTEMPTS	LIFE
750.316-C	Murder - Open - Statutory Short Form ATTEMPTS	LIFE
750.317	Second Degree Murder ATTEMPTS	LIFE
750.321	Manslaughter ATTEMPTS	15
750.321-A	Manslaughter - Statutory Short Form ATTEMPTS	15
750.321-C	Manslaughter - Involuntary ATTEMPTS	15
750.321-E	Manslaughter with Motor Vehicle ATTEMPTS	15
750.324	Negligent Homicide ATTEMPTS	2
750.329	Death, Firearm without Malice ATTEMPTS	15
750.329A	Suicide - Assisting ATTEMPTS	5
750.335A	Indecent Exposure (Sexually Delinquent Person) ATTEMPTS	1
750.338	Gross Indecency Between Males - Commit/Procure ATTEMPTS	5
750.338A	Gross Indecency Between Females - Commit/Procure ATTEMPTS	5
750.338B	Gross Indecency Male and Female - Commit/Procure ATTEMPTS	5
750.349	Kidnapping ATTEMPTS	LIFE
750.349A	Prisoner Taking a Hostage ATTEMPTS	LIFE
750.350	Kidnapping - Child Enticement ATTEMPTS	LIFE
750.377B	Mal Dest Police or Fire Dept Property ATTEMPTS	4
750.377C	Malicious Destruction of School Bus ATTEMPTS	5
750.411H2B	Stalking a Minor ATTEMPTS	5
750.411I	Stalking, Aggravated ATTEMPTS	5
750.436	Poison, Food/Drink/Medicine/Wells ATTEMPTS	LIFE

Total Cases	Prison 47%	Probation 39%	Jail* 11%	Other** 3%
11,916	5,870	4,362	1,299	385
1,315	311	753	218	33
1		1		
1				1
45	43	2		
68	68			
2	2			
42	42			
17	16	1		
224	223			1
41	34	7		
3	3			
36	34	2		
1		1		
35	30	4	1	
3	1	2		
22	21	1		
5	1	4		
108	16	77	6	9
10		9	1	
2	1	1		
1		1		
1			1	
12	2	4	5	1
1		1		
2		1		1
32	6	19	2	5
5		3	1	1
57	55	2		
9	5	4		
1	1			
2	1	1		
4	4			
154	35	77	35	7
48	2	31	15	
3				3
3	2	1		
187	52	111	14	10
7	4	3		
1		1		

**NOTE: Be sure to check for related offense codes when examining a particular type of crime. They may or may not be in sequential order or even on the same page.**

# A2c Criminal Court Dispositions by Offense and Type of Disposition for 1999

## Assaultive Offenses

Page Four of Seven

Compiled Laws	Offense	Maximum
TOTAL COUNTS	VIOLATIONS ATTEMPTS	
750.4361	Poison, Food/Drink/Medicine/Wells ATTEMPTS	5
750.455	Pandering ATTEMPTS	20
750.459	Prostitution - Transporting Female (perhaps compel) ATTEMPTS	20
750.479	Resisting, Obstructing Officer ATTEMPTS	2
750.479-B	Police Officer - Resist & Obstruct ATTEMPTS	2
750.479A	Police Officer - Fleeing ATTEMPTS	10
750.479AA	Police Officer - Fleeing ATTEMPTS	1
750.479A-B	Peace Officer-Resist Arrest Injury Inf ATTEMPTS	2
750.479A2	Police Officer - Fleeing - 4th Degree ATTEMPTS	2
750.479A3	Police Officer - Fleeing 3rd Degree ATTEMPTS	5
750.479A4	Police Officer - Fleeing - 2nd Offense ATTEMPTS	4
750.479A4-A	Police Officer - Fleeing (Penal Code) - 2nd Degree ATTEMPTS	10
750.479A5	Police Officer - Fleeing (Penal Code) Serious Injury ATTEMPTS	4
750.479B	Peace Officer, Disarming ATTEMPTS	10
750.479B1	Peace Officer, Disarming Non-Firearm ATTEMPTS	4
750.479B2	Peace Officer - Disarming Firearm ATTEMPTS	10
750.520	Criminal Sexual Conduct (CSC) ATTEMPTS	LIFE
750.520B	CSC - 1st Degree ATTEMPTS	LIFE
750.520B1A	CSC - 1st Degree - Person Under 13 ATTEMPTS	LIFE
750.520B1B	CSC - 1st Degree - Relationship ATTEMPTS	LIFE
750.520B1C	CSC - 1st Degree - During Felony ATTEMPTS	LIFE
750.520B1D	CSC - 1st Degree - Accomplices ATTEMPTS	LIFE
750.520B1E	CSC - 1st Degree - Weapon Used ATTEMPTS	LIFE
750.520B1F	CSC - 1st Degree - Personal Injury ATTEMPTS	LIFE
750.520B1G	CSC - 1st Degree - Injury to Incap. Victim ATTEMPTS	LIFE

Total Cases	Prison 47%	Probation 39%	Jail* 11%	Other** 3%
11,916	5,870	4,362	1,299	385
1,315	311	753	218	33
1	1			
3	3			
1		1		
305	63	156	69	17
25	1	13	7	4
390	108	155	119	8
42	1	27	14	
13	4	7	2	
1		1		
2		1		1
24	7	11	5	1
1		1		
391	71	235	72	13
26		14	12	
624	200	300	107	17
33	10	17	4	2
14	6	3	5	
2			1	1
6	5	1		
1		1		
5	4	1		
564	180	221	152	11
67	6	35	22	4
3		2	1	
2		2		
6	6			
23	19	3	1	
2	1	1		
116	115	1		
13	8	2	2	1
187	187			
13	8	4	1	
36	36			
19	19			
4	4			
22	22			
24	23	1		
3	3			

NOTE: Be sure to check for related offense codes when examining a particular type of crime. They may or may not be in sequential order or even on the same page.

# A2c Criminal Court Dispositions by Offense and Type of Disposition for 1999

## Assaultive Offenses

Page Five of Seven

Compiled Laws	Offense	Maximum
TOTAL COUNTS	VIOLATIONS ATTEMPTS	
750.520C	CSC, 2nd Degree	15
750.520C1A	CSC - 2nd Degree - Person Under 13	15
750.520C1B	CSC - 2nd Degree - Relationship	15
750.520C1C	CSC - 2nd Degree - During Felony	15
750.520C1D	CSC - 2nd Degree - Accomplices	15
750.520C1E	CSC - 2nd Degree - Weapon Used	15
750.520C1F	CSC - 2nd Degree - Personal Injury	15
750.520C1G	CSC - 2nd Degree - Injury to Incap. Victim	15
750.520C1H	CSC - 2nd Degree - Mentally Disabled-Relation	15
750.520D	CSC, 3rd Degree	15
750.520D1A	CSC - 3rd Degree - Person 13 Through 15	15
750.520D1B	CSC - 3rd Degree - Force or Coercion	15
750.520D1C	CSC - 3rd Degree - Incapacitated Victim	15
750.520D1D	CSC - 3rd Degree - Incest	15
750.520E	CSC, 4th Degree	2
750.520E1A	CSC - 4th Degree - Force or Coercion	2
750.520E1A-A	CSC - 4th Degree - Victim 13 Through 15	2
750.520E1B	CSC - 4th Degree - Incapacitated Victim	2
750.520E1C	CSC, 4th Degree (Prisoner)	2
750.520E1G	CSC - 4th Degree - Incest	2
750.520F	CSC - 2nd Offense	LIFE
750.520G	Assault W/Int C Sex C	10
750.520G1	CSC - Assault With Intent to Commit CSC	10
750.520G2	Asslt W/Intent to Commit CSC 2nd Degree	5
750.529	Robbery Armed	LIFE

Total Cases	Prison 47%	Probation 39%	Jail* 11%	Other** 3%
11,916	5,870	4,362	1,299	385
1,315	311	753	218	33
233	128	99	3	3
27	9	17	1	
325	194	117	9	5
45	19	24	2	
54	30	24		
7	2	5		
11	7	3	1	
3	2	1		
5	4		1	
1	1			
19	7	8	2	2
3		2	1	
5	1	2	1	1
6	2	3	1	
1	1			
111	93	5	6	7
38	10	26	2	
194	136	21	11	26
95	26	51	13	5
58	49	4	4	1
16	10	5	1	
12	11		1	
7	3	4		
20	18	2		
2	1	1		
199	32	130	27	10
8		6	2	
234	29	157	30	18
13		10	3	
80	17	47	10	6
5		3	2	
27	5	16	5	1
2		1	1	
14	3	10	1	
15	14	1		
9	4	3	2	
121	66	45	8	2
8	4	4		
46	22	19	3	2
4	2	2		
711	694	13	3	1
22	11	8	2	1

NOTE: Be sure to check for related offense codes when examining a particular type of crime. They may or may not be in sequential order or even on the same page.

# A2c Criminal Court Dispositions by Offense and Type of Disposition for 1999

## Assaultive Offenses

Page Six of Seven

Compiled Laws	Offense	Maximum
	TOTAL COUNTS	VIOLATIONS ATTEMPTS
750.529A	Car Jacking	LIFE
		ATTEMPTS
750.530	Robbery Unarmed	15
		ATTEMPTS
750.531	Robbery, Bank/Safe/Vault	LIFE
		ATTEMPTS
750.531-A	Bank Robbery	LIFE
		ATTEMPTS
750.531B	Robbery, Safe Breaking	LIFE
		ATTEMPTS
750.532	Seduction	5
		ATTEMPTS
750.540E1A	Telephone Call, Use to Threaten	MISD
		ATTEMPTS
750.72	Burning Dwelling House	20
		ATTEMPTS
750.72-A	Arson - Dwelling House	20
		ATTEMPTS
750.72-B	Arson - Dwelling House Curtilage	20
		ATTEMPTS
750.73	Arson - Real Property	10
		ATTEMPTS
750.74	Arson - Personal Property	10
		ATTEMPTS
750.74B	Arson - Personal Property Over \$50	4
		ATTEMPTS
750.741C1	Arson - Personal Property Betw \$1K & <\$20K	5
		ATTEMPTS
750.741D1	Arson - Personal Property \$20K+	10
		ATTEMPTS
750.75	Arson - Insured Property	10
		ATTEMPTS
750.77	Arson - Preparing to Burn	10
		ATTEMPTS
750.77-B	Arson - Prepare to Burn Real or Personal Prop >\$50	4
		ATTEMPTS
750.77E	Arson, Assist Preparing to Burn Real Estate	4
		ATTEMPTS
750.771C1	Arson - Personal Property Betw \$1K & <\$20K	5
		ATTEMPTS
750.771D1	Arson, Prepare to Burn Prop \$20K+	10
		ATTEMPTS
750.78	Fires, Setting Woods/Prairies/Grounds	4
		ATTEMPTS
750.81	Assault or Assault and Battery	2
		ATTEMPTS
750.812	Domestic Violence	MISD
		ATTEMPTS
750.813	Domestic Violence 2nd Offense	1
		ATTEMPTS

Total Cases	Prison 47%	Probation 39%	Jail* 11%	Other** 3%
11,916	5,870	4,362	1,299	385
1,315	311	753	218	33
149	143	3	3	
16	12	1	2	1
394	233	120	29	12
34	12	16	5	1
13	12	1		
5	2	2	1	
56	54	2		
20	16	4		
7	4	3		
1		1		
1		1		
1		1		
25	13	12		
2	1	1		
63	40	15	7	1
19	4	12	2	1
4	1	2	1	
1	1			
77	27	40	6	4
17		11	5	1
14	6	4	2	2
2		1	1	
35	9	17	7	2
9	1	7	1	
9	1	6		2
2		2		
2		2		
9	1	5	1	2
2		1	1	
5	1	4		
4		3	1	
17	6	8	2	1
4		4		
1		1		
5		4		1
4	2	2		
1		1		
1		1		
1		1		
3	2		1	
11	4	4	3	
1		1		

NOTE: Be sure to check for related offense codes when examining a particular type of crime. They may or may not be in sequential order or even on the same page.

# A2c Criminal Court Dispositions by Offense and Type of Disposition for 1999 Assaultive Offenses

Page Seven of Seven

Compiled Laws	Offense	Maximum
TOTAL COUNTS	VIOLATIONS ATTEMPTS	
750.814	Domestic Violence - 3rd Offense	2
750.81A2	Domestic Violence - Aggravated	1
750.81A3	Domestic Violence - Aggravated 2nd Offense	2
750.82	Felonious Assault	4
750.822	Weapon-Free School - Assault w/ Dangerous Weapon	4
750.83	Asslt W/Int to Commit Murder	LIFE
750.84	Asslt W/Int Gr Bod Hrm Less Murder	10
750.85	Assault W/Intent to Rape	10
750.86	Assault W/Intent to Maim	10
750.87	Asslt W/Intent to Commit Felony	10
750.88	Asslt W/Intent to Rob & Steal Unarmed	15
750.89	Asslt W/Intent to Rob & Steal Armed	LIFE
750.91	Attempt to Murder	LIFE
752.191	Felonious Driving	2
752.541	Riot	10
752.542	Incite to Riot	10
752.861	Weapons - Firearms, Careless Use Causing Inj/Death	2
752.881	Bow & Arrow - Careless Use	2
767.61A	Offense by Sexually Delinquent	LIFE

Total Cases	Prison 47%	Probation 39%	Jail* 11%	Other** 3%
11,916	5,870	4,362	1,299	385
1,315	311	753	218	33
240	42	136	61	1
4		1	3	
1		1		
24	9	10	5	
1		1		
1692	483	885	250	74
347	37	244	60	6
1		1		
181	179	2		
3	2	1		
514	370	126	11	7
38	18	16	4	
1		1		
2	2			
6	3	2	1	
2	1	1		
67	40	23	3	1
2	1	1		
153	129	17	4	3
8	4	3	1	
5	5			
1	1			
29	5	21	1	2
1		1		
1	1			
22		10	1	11
28	2	19	6	1
1			1	
1				1
2		2		

NOTES: Be sure to check for related offense codes when examining a particular type of crime. They may or may not be in sequential order or even on the same page.

Includes multiple dispositions per offender.

\* Includes Fine, Restitution, and Costs.

\*\* Includes Delayed and Suspended Sentences and HYTA Probation.

SOURCE: Basic Information Reports (BIR).





This section provides data on prison intake — the number and characteristics of new prisoners received into the Department’s institutions and camps.

Tables B1a and B1b exclude one category of intake, called *additional sentence imposed*. Additional sentence imposed is excluded from these tables because rather than new offenders admitted into the system, these are prisoners who are already incarcerated and then receive an additional sentence, either because of a crime committed while incarcerated or because of later sentencing on a previous pending charge.

All of the other tables and charts in this section *include* the additional sentence imposed category.

Tables B1a through B1c compare prison intake for 1999 with intake and various other data for past years.

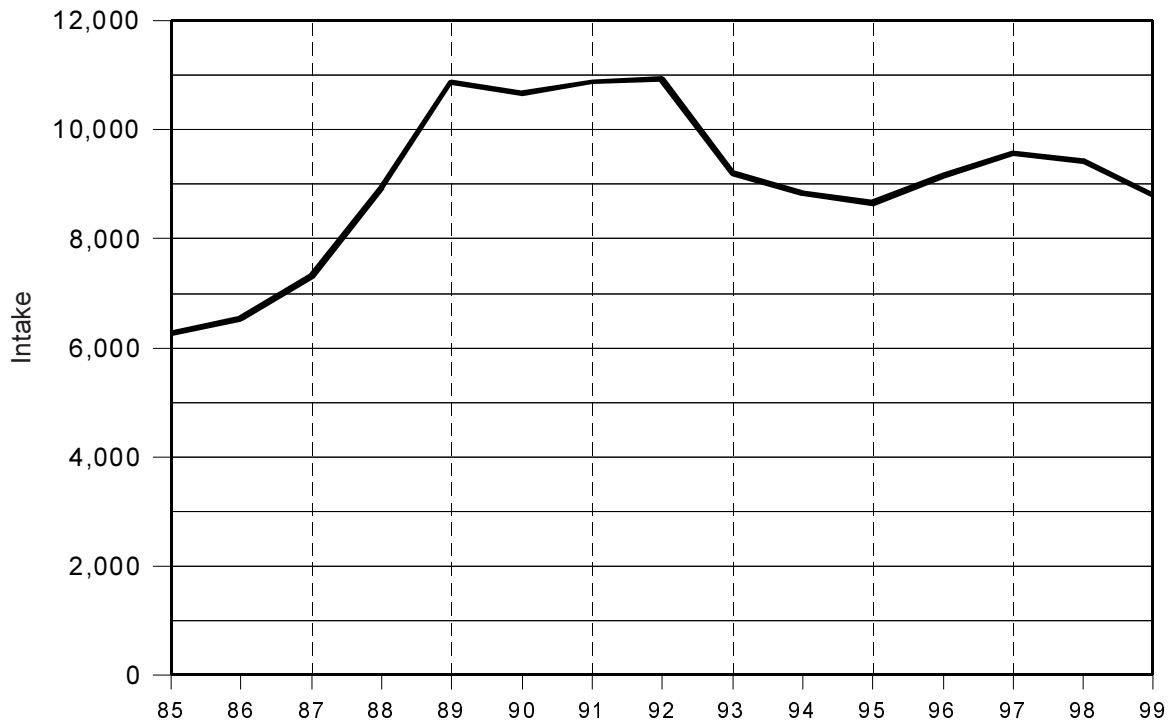
Table B2 shows all 1999 prison intake broken down by minimum sentence and offense. Tables B2a through B2c show the information in Table B2 broken down by major crime categories (i.e., non-assaultive, drug and assaultive). Table B3 shows *female* intake broken down by minimum sentence and offense.

**The B2 series of tables and the B3 table are now based on longer 10-character offense codes for the first time. They are also sorted by Michigan Compiled Law (MCL) numbers and Prosecuting Attorney’s Coordinating Council (PACC) codes, instead of by maximum term (the sort order used in past reports). Since the new sort order keeps sequential codes together, similar crimes are not consolidated. This new level of detail provides much richer information, but the reader must be careful to watch for related codes when attempting to examine the prison intake frequency and minimum term distribution for a particular type of crime. For example, eight separate offense codes now appear for the crime of first degree criminal sexual conduct (750.520B\_\_\_) because each code represents a specific characteristic of the offense.**

Tables B4a through B7 summarize commitments to prison broken down by various other characteristics — including age, race, gender, commitment type, and major crime type.

# B1a Annual Prison Intake (Excluding "Additional Sentence Imposed") Calendar Years 1985 -1999

Year	Admissions to Prison	Numerical Change	Percent Change
1985	6,287	---	---
1986	6,543	256	4.1
1987	7,320	777	11.9
1988	8,940	1,620	22.1
1989	10,870	1,930	21.6
1990	10,674	(196)	(1.8)
1991	10,883	209	2.0
1992	10,943	60	0.6
1993	9,219	(1,724)	(15.8)
1994	8,845	(374)	(4.1)
1995	8,667	(178)	(2.0)
1996	9,169	502	5.8
1997	9,584	415	4.5
1998	9,424	(160)	(1.7)
1999	8,808	(616)	(6.5)



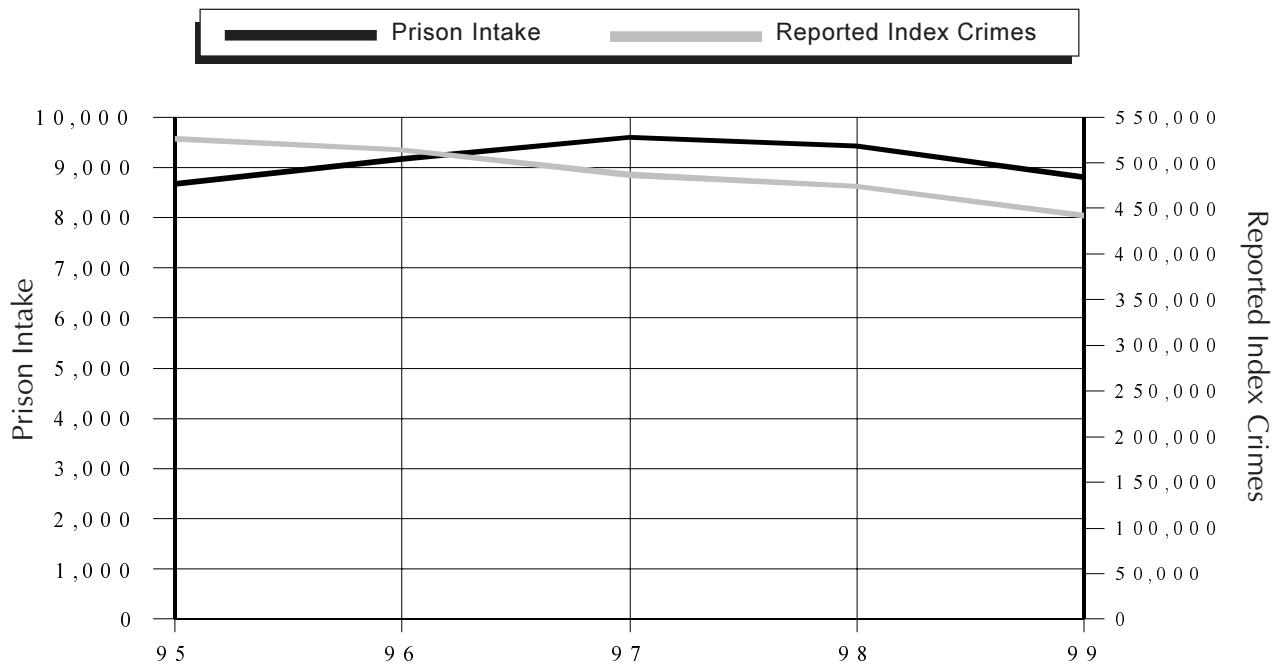
Source: Corrections Management Information System (CMIS).

# B1b Reported Index Crimes and Prison Intake (Excluding "Additional Sentence Imposed")

Calendar Years 1995 - 1999

This chart has been modified from previous years to accommodate a change in reporting from the Michigan State Police. The MSP changed its process for reporting index crimes in the 1999 UCR report and generated estimates back through 1995 for continuity. State index crime totals are now calculated by combining actual figures with estimates of missing data, using an estimation process adapted from that used by the FBI. The MSP's new estimation process is designed to help ensure an accurate portrayal of crime trends, and minimize fluctuations due to reporting discrepancies.

Year	Reported Index Crimes* (Estimated)	Prison Intake
1995	526,016	8,667
1996	514,045	9,169
1997	485,948	9,584
1998	474,205	9,424
1999	442,531	8,808



Sources: Reported Index Crimes: Michigan State Police (MSP) 1999 Uniform Crime Report (UCR).  
Prison Intake: Corrections Management Information System (CMIS)

\*Index crimes include murder, rape, robbery, aggravated assault, burglary, larceny, motor vehicle theft, and arson.

# B1c Total Prisoner Population, Prison Commitments, and Michigan Census: 1940 - 1999

Year	Total Prisoner Population*	Prison Commitments (Inc. Add. Sentence Imposed)	Michigan Census
1940	7,634	2,391	5,256,106
1941	7,556	2,236	5,437,546
1942	7,511	2,338	5,538,857
1943	7,397	2,229	5,377,329
1944	7,506	2,205	5,377,329
1945	7,391	2,353	5,435,092
1946	7,830	2,460	5,708,415
1947	8,239	2,529	6,069,000
1948	8,124	2,588	6,195,000
1949	8,519	3,165	6,352,000
1950	8,727	3,061	6,371,766
1951	9,176	3,041	6,545,000
1952	8,774	2,779	6,708,000
1953	8,870	3,530	6,852,000
1954	8,912	3,386	7,024,000
1955	9,571	3,270	7,236,000
1956	9,547	3,601	7,516,000
1957	10,071	3,588	7,803,000
1958	10,138	3,890	7,866,000
1959	10,334	3,667	7,960,000
1960	9,622	3,706	7,823,194
1961	9,550	4,123	7,903,000
1962	9,197	3,832	7,939,000
1963	8,338	3,990	8,030,000
1964	8,264	3,741	8,100,000
1965	7,345	3,280	8,199,283
1966	6,754	3,088	8,314,070
1967	7,037	3,719	8,615,000
1968	7,743	3,950	8,675,000
1969	8,409	4,169	8,734,000
1970	9,079	4,907	8,875,083
1971	9,547	5,446	8,996,000
1972	8,471	4,734	9,013,475
1973	7,874	4,114	9,061,000
1974	8,630	5,172	9,094,000
1975	10,855	6,218	9,092,000
1976	11,737	6,596	9,100,000
1977	13,824	7,071	9,138,000
1978	14,944	6,681	9,181,000
1979	15,063	5,843	9,207,000
1980	15,148	6,212	9,262,078
1981	14,923	6,138	9,270,000
1982	15,082	6,409	9,227,300
1983	14,508	6,897	9,050,282
1984	14,658	7,154	9,262,044
1985	17,744	7,767	9,170,000
1986	20,739	8,289	9,143,600
1987	23,977	9,092	9,205,800
1988	27,720	10,759	9,300,100
1989	31,834	12,760	9,273,300
1990	34,209	12,099	9,295,287
1991	36,293	12,179	9,395,022
1992	38,628	12,191	9,470,323
1993	38,942	10,299	9,529,240
1994	40,501	9,751	9,584,481
1995	41,112	9,523	9,659,871
1996	42,349	10,047	9,739,184
1997	44,771	10,575	9,785,450
1998	45,879	10,433	9,820,231
1999	46,617	9,655	9,863,775 (est.)

[Sources] Prisoner Population: Prisoner Census Report. Commitments: Corrections Management Information System (CMIS). Michigan Census: DMB.

\*Total Prisoner Population includes prisoners in the institutions and camps, the SAI - Prison program and Community Residential Programs.

NOTE: Adjustment was made to 1998 commitment figure due to lag in data reporting. Census figures since 1989 revised by DMB.

# B2 Commitments by Minimum Term Distribution for Men and Women — All Offenses

*Includes Additional Sentences Imposed*

Page One of Fifteen

53

		GRAND TOTALS*	
		VIOLATIONS	
		ATTEMPTS	
		Max. Penalty	
28.729	Sex Offender - Fail to Register	4	
	ATTEMPTS		
257.254	MV Code - Intent to Pass False Title	10	
	ATTEMPTS		
257.257	Registration/Plates Altered/ Forged	5	
	ATTEMPTS		
257.602A2	Police Officer-Fleeing/Vehicle CD 4th Degree	2	
	ATTEMPTS		
257.602A3	Police Officer-Fleeing/Vehicle CD 2nd Offense	4	
	ATTEMPTS		
257.602A3-A	Police Officer - Fleeing - 3rd Deg. - Vehicle Code	5	
	ATTEMPTS		
257.602A4-A	Police Officer - Fleeing - 2nd Deg. - Vehicle Code	10	
	ATTEMPTS		
257.617	Leave Scene Serious Personal Inj. Accident	5	
	ATTEMPTS		
257.6251-A	OUIL	MISD	
	ATTEMPTS		
257.6254	Drive M.V. Addict/Intox Cause Death	15	
	ATTEMPTS		
257.6255-A	OUIL - Causing Incapacitating Injury	5	
	ATTEMPTS		
257.6256B	Drive M.V. Addict or Intox 2nd Off.	1	
	ATTEMPTS		
257.6256D	OUIL - 3rd Offense	5	
	ATTEMPTS		
257.903	Motor Vehicle Code, False ID	5	
	ATTEMPTS		
324.801765	Marine Safety, OUIL Cause Incap Inj	5	
	ATTEMPTS		
333.5210	AIDS - Sexual Penetration with Uninformed Partner	4	
	ATTEMPTS		
333.73413	Controlled Sub, Mfg, Imitation Of	2	
	ATTEMPTS		
333.7401	Controlled Sub, Mfg, Del, Poss	LIFE	
	ATTEMPTS		
333.74012A	Controlled Sub, Mfg, Del, Poss	LIFE	
	ATTEMPTS		

TOTAL	.5	1	1.5	2	2.5	3	3.5	4	4.5	5	10	15	20	25	>25	LIFE	AVG
9,655	256	1,429	1,585	2,026	684	987	271	389	51	467	816	214	125	69	66	182	3.5
9,078	222	1,326	1,451	1,882	638	933	247	389	51	467	816	214	125	69	66	182	3.6
539	34	103	134	144	46	54	24										1.7
5	1		2	1							1						2.1
1			1														1.3
4			1		1			2									3.0
4	1	2			1												1.1
18		5	12	1													1.2
3		2		1													1.3
36	1	9	6	12	4	2	2										1.7
1				1													2.0
2				2													2.0
17			5	4		5	3										2.3
28	1	1	4	10	4	4	4										2.2
29	1	2	1	2	1	3	1	5		5	8						4.3
2				1		1											2.5
22		1	3	5	6	2	4			1							2.4
1			1														1.5
3		1		1			1										2.1
578		55	141	191	61	72	39	10	1	5	3						2.1
2				2													1.8
4	1			1		1	1										2.2
1							1										3.3
1								1									4.0
8	3	2	3														0.8
1			1														1.5
3		1	1	1													1.4

NOTE: Be sure to check for related offense codes when examining a particular type of crime. They may or may not be in sequential order or even on the same page.

# B2 Commitments by Minimum Term Distribution for Men and Women — All Offenses Includes Additional Sentences Imposed

Page Two of Fifteen

54

	GRAND TOTALS*																	
	VIOLATIONS																	
	ATTEMPTS																	
	Max. Penalty																	
333.74012A1	Controlled Sub, Mfg, Del, Poss - 650 or More Grams	LIFE																
		ATTEMPTS																
333.74012A2	Controlled Sub, Mfg, Del, Poss 225-649g	30																
		ATTEMPTS																
333.74012A3	Controlled Sub, Mfg, Del, Poss 50-224g	20																
		ATTEMPTS																
333.74012A4	Controlled Sub, Mfg, Del, Poss <50 Grams	20																
		ATTEMPTS																
333.74012B	Controlled Sub, Mfg, Del, Poss, Sch 1,2,3	7																
		ATTEMPTS																
333.74012B-A	Controlled Sub, Mfg, Del, Poss (Sch 1,2,3)	7																
		ATTEMPTS																
333.74012B-B	Controlled Sub, Mfg, Del, Poss Subs Added Sch 1,2,3	7																
		ATTEMPTS																
333.74012C	Contr. Sub, Mfg, Del, Poss, (Sch 4, or Added by Rule)	4																
		ATTEMPTS																
333.74012C-A	Controlled Sub, Mfg, Del, Poss, (Sch 4)	4																
		ATTEMPTS																
333.74012D	Controlled Sub, Mfg, Del, Poss (Sch 5)	2																
		ATTEMPTS																
333.74012D1	Controlled Sub, Mfg, Del, Poss, 45Kg+ Marijuana	15																
		ATTEMPTS																
333.74012D11	Controlled Sub, Mfg, Del, Poss Marijuana 5 - <45Kg	7																
		ATTEMPTS																
333.74012D3	Controlled Sub, Mfg, Del, Poss, Marijuana	4																
		ATTEMPTS																
333.74012E	Prescrip Forms/Official Unlawful Mfg/Del	20																
		ATTEMPTS																
333.74022C	Controlled Sub, Counterfeit	Sch 4																
		ATTEMPTS																
333.74032A	Controlled Sub, Possession Narc. or Cocaine	LIFE																
		ATTEMPTS																
333.74032A1	Controlled Sub - Possession - 650 or More Grams	LIFE																
		ATTEMPTS																
333.74032A2	Controlled Sub - Possession 225-649g	30																
		ATTEMPTS																
333.74032A3	Controlled Sub - Possession 50-224g	20																
		ATTEMPTS																

TOTAL	.5	1	1.5	2	2.5	3	3.5	4	4.5	5	10	15	20	25	>25	LIFE	AVG
9,655	256	1,429	1,585	2,026	684	987	271	389	51	467	816	214	125	69	66	182	3.5
9,078	222	1,326	1,451	1,882	638	933	247	389	51	467	816	214	125	69	66	182	3.6
539	34	103	134	144	46	54	24										1.7
11											1		1	1	1	7	22.7
19				1		2				1	4	7	2	2			12.0
93		2	2	1		20	1	4	1	11	41	9	1				6.8
951	18	341	169	196	44	70	13	33	1	42	22	2					1.9
50	6	19	9	12	3	1											1.3
5		1		2		1		1									2.3
5				2	1		2										2.6
1			1														1.5
5				2	2	1											2.3
3		1		1		1											1.9
1			1														1.5
6				1	1			1		2	1						4.7
17		4	2	7	1	2				1							1.9
115	5	25	23	36	7	14		3			2						1.8
3		1	1			1											1.7
1						1											3.0
1		1															1.0
1											1						8.0
2																2	0.0
3											2	1					10.0
17		1				1		1		4	10						7.0

NOTE: Be sure to check for related offense codes when examining a particular type of crime. They may or may not be in sequential order or even on the same page.

# B2 Commitments by Minimum Term Distribution for Men and Women — All Offenses

*Includes Additional Sentences Imposed*

Page Three of Fifteen

55

		GRAND TOTALS*	
		VIOLATIONS	
		ATTEMPTS	
		Max. Penalty	
333.74032A4	Controlled Sub - Possession 25-49g	4 ATTEMPTS	
333.74032A5	Controlled Sub - Possession Less 25g	4 ATTEMPTS	
333.74032B	Controlled Sub - Possession Analogues, Sch 1-4	2 ATTEMPTS	
333.74032B-A	Controlled Sub - Possession/ Analogues	2 ATTEMPTS	
333.74032D	Controlled Sub - Poss Marijuana	1 ATTEMPTS	
333.74042A	Controlled Sub Use, Narcotic or Cocaine	1 ATTEMPTS	
333.7405D	Drug House, Maintain or Keep	2 ATTEMPTS	
333.74071C	Controlled Sub, Obtain by Fraud	4 ATTEMPTS	
333.7407A1-A	Controlled Sub - Attempted Felony	LIFE ATTEMPTS	
400.601-B	Welfare Fraud \$500 Up	4 ATTEMPTS	
400.602-B	Welfare Fraud Fail to Inform \$500 or More	4 ATTEMPTS	
436.332	Alcohol - Sell/Furnish to Minor, Cause Death	10 ATTEMPTS	
451.501	Securities, Fraudulent Sale of	10 ATTEMPTS	
570.152	Violation of Building Trust Act	3 ATTEMPTS	
750.10A	Sexually Delinquent	LIFE ATTEMPTS	
750.110	Break & Enter Occupied Dwelling	15 ATTEMPTS	
750.110-A	Break & Enter - Unoccup. Bldg. w/Intent	10 ATTEMPTS	
750.110-B	Break & Enter Occup Bldg. w/Intent	15 ATTEMPTS	
750.110A2	Home Invasion - 1st Degree	20 ATTEMPTS	

TOTAL	.5	1	1.5	2	2.5	3	3.5	4	4.5	5	10	15	20	25	>25	LIFE	AVG
9,655	256	1,429	1,585	2,026	684	987	271	389	51	467	816	214	125	69	66	182	3.5
9,078	222	1,326	1,451	1,882	638	933	247	389	51	467	816	214	125	69	66	182	3.6
539	34	103	134	144	46	54	24										1.7
8	1	4	1	1	1												1.2
1	1																0.5
382	41	92	65	110	35	27	1	8		1	2						1.6
13	3	3	6	1													1.0
1				1													2.0
3	1		2														1.1
12	1	6	5														1.0
2			2														1.2
5	2		3														1.0
6		1	1	1	1	2											1.9
3			3														1.2
1		1															0.8
1		1															1.0
1				1													2.0
1			1														1.3
1				1													2.0
1								1									4.0
2			1	1													1.7
1				1													2.0
334	2	23	52	88	32	62	13	23	3	21	12		2	1			2.8
29	2	2	6	9	2	6	2										2.0
8		1		4	2		1										2.1
3			1	1	1												1.9
3	1					2											2.1
203	2	9	9	37	13	27	3	13	3	32	41	9	4	1			4.7
12		2	3	4		2	1										1.9

NOTE: Be sure to check for related offense codes when examining a particular type of crime. They may or may not be in sequential order or even on the same page.

# B2 Commitments by Minimum Term Distribution for Men and Women — All Offenses

*Includes Additional Sentences Imposed*

Page Four of Fifteen

56

		GRAND TOTALS*	
		VIOLATIONS	
		ATTEMPTS	
		Max. Penalty	
750.110A3	Home Invasion - 2nd Degree	15	
	ATTEMPTS		
750.111	Entering w/o Breaking	5	
	ATTEMPTS		
750.116	Possession of Burglars Tools	10	
	ATTEMPTS		
750.117	Bribery of Public Officer	4	
	ATTEMPTS		
750.131A	Checks w/o Account or	2	
	w/o Suff Funds	ATTEMPTS	
750.131A1	Check - No Account	2	
	ATTEMPTS		
750.131A2	Check - 3 Non-Sufficient Funds	2	
	Within 10 Days	ATTEMPTS	
750.1313C	Check - Non-Sufficient Funds	2	
	- \$500 or More	ATTEMPTS	
750.136B	Child Abuse	15	
	ATTEMPTS		
750.136B2	Child Abuse, 1st Degree	15	
	ATTEMPTS		
750.136B3	Child Abuse, 2nd Degree	4	
	ATTEMPTS		
750.136B4	Child Abuse, 3rd Degree	2	
	ATTEMPTS		
750.145C	Child Abusive Commercial	20	
	Activity	ATTEMPTS	
750.145C2	Child Sexually Abusive Activity	20	
	ATTEMPTS		
750.145N3	Abuse Vulnerable Adult -	2	
	3rd Degree	ATTEMPTS	
750.147B	Ethnic Intimidation	2	
	ATTEMPTS		
750.157A	Conspiracy	5	
	ATTEMPTS		
750.157B2	Solicit to Murder	LIFE	
	ATTEMPTS		
750.157C	Solicit, Minor to Commit Crime	LIFE	
	ATTEMPTS		

TOTAL	.5	1	1.5	2	2.5	3	3.5	4	4.5	5	10	15	20	25	>25	LIFE	AVG
9,655	256	1,429	1,585	2,026	684	987	271	389	51	467	816	214	125	69	66	182	3.5
9,078	222	1,326	1,451	1,882	638	933	247	389	51	467	816	214	125	69	66	182	3.6
539	34	103	134	144	46	54	24										1.7
382		24	54	73	40	72	13	25	5	29	43	3	1				3.2
30			4	9	6	8	3										2.3
28		6	5	11	3	2	1										1.8
13			1	5	3	1		1		2							2.7
1		1															1.0
2			2														1.3
25		7	12	3	1	2											1.4
11	1	3	7														1.1
7	2	2	2			1											1.1
1				1													2.0
9				2						2	4				1		8.5
9			4	1	2	2											1.9
9	1	1	5			2											1.4
1											1						8.0
7				2		1		1	1	1	1						3.6
1		1															1.0
1			1														1.3
1												1					15.0
2							1			1							4.1
1																1	0.0

NOTE: Be sure to check for related offense codes when examining a particular type of crime. They may or may not be in sequential order or even on the same page.



# B2 Commitments by Minimum Term Distribution for Men and Women — All Offenses

*Includes Additional Sentences Imposed*

Page Five of Fifteen

57

		GRAND TOTALS*	
		VIOLATIONS	
		ATTEMPTS	
		Max. Penalty	
750.157N1	Financial Transaction Device - Poss w/o Consent	4 ATTEMPTS	
750.157N2	Financial Transaction Device - Poss Fraudulent One	4 ATTEMPTS	
750.157P	Credit Cards - Illegal Poss with Intent to Sell/Use	4 ATTEMPTS	
750.157Q	Credit Card Illegal Sale/Use	4 ATTEMPTS	
750.157V	Financial Transaction Device - False ID	4 ATTEMPTS	
750.157W	Financial Trans w/Intent Defraud	10 ATTEMPTS	
750.158	Sodomy	15 ATTEMPTS	
750.15911	Criminal Enterprise - Conducting	20 ATTEMPTS	
750.161	Desertion & Non Support	3 ATTEMPTS	
750.165	Refusing to Support Wife or Children	4 ATTEMPTS	
750.174	Embezzle - Agt, Serv, Emp, Trustee	10 ATTEMPTS	
750.174-B	Embezzlement - Agent or Trustee Over \$100	10 ATTEMPTS	
750.1744A	Embezzlement - Agent or Trustee Betw \$1K & < \$20K	5 ATTEMPTS	
750.175	Embezzle - Public Officer, Agent, Servant	10 ATTEMPTS	
750.181	Embezzlement - Jointly Held Property	10 ATTEMPTS	
750.183	Aid Escape of & Rescue Prisoners	7 ATTEMPTS	
750.186A	Escape from Juvenile Facility	4 ATTEMPTS	
750.193	Break, Esc. or Att to Break, Esc. Prison	5 ATTEMPTS	
750.1951	Escape from Misdemeanor Jail Sentence	2 ATTEMPTS	

TOTAL	.5	1	1.5	2	2.5	3	3.5	4	4.5	5	10	15	20	25	>25	LIFE	AVG
9,655	256	1,429	1,585	2,026	684	987	271	389	51	467	816	214	125	69	66	182	3.5
9,078	222	1,326	1,451	1,882	638	933	247	389	51	467	816	214	125	69	66	182	3.6
539	34	103	134	144	46	54	24										1.7
27	2	4	8	10	2						1						1.7
1			1														1.3
3			2								1						2.7
2			2														1.3
3			2	1													1.5
1		1															1.0
10		3	1	4	1			1									1.8
1		1															1.0
5	1	2	1	1													1.1
1				1													2.0
1				1													2.0
6				2		1		1				2					6.0
2				2													2.0
1			1														1.3
4		2		2													1.4
1			1														1.3
59		14	12	19	1	9		1		3							1.9
7		3	2	2													1.3
3		1		2													1.6
1				1													2.0
1								1									3.3
1										1							5.0
1	1																0.5
5		2		3													1.6
133	9	59	34	23	3	1	2	2									1.3
6		3		2		1											1.5
1	1																0.5

NOTE: Be sure to check for related offense codes when examining a particular type of crime. They may or may not be in sequential order or even on the same page.

# B2 Commitments by Minimum Term Distribution for Men and Women — All Offenses

*Includes Additional Sentences Imposed*

Page Six of Fifteen

58

		GRAND TOTALS*
		VIOLATIONS
		ATTEMPTS
		Max. Penalty
750.1952	Escape - From Felony Jail Sentence	4 ATTEMPTS
750.197C	Assault Employee and/or Jail Through Violence	4 ATTEMPTS
750.1971	Escape - Awaiting Trial For Misdemeanor	2 ATTEMPTS
750.1972	Escape - Awaiting Trial for Felony	4 ATTEMPTS
750.199A	Absconding or Forfeiting Bond	4 ATTEMPTS
750.206	Explosive, Place w/Int to Damage	25 ATTEMPTS
750.211	Explosives - Manufacture With Unlawful Intent	5 ATTEMPTS
750.211A2A	Explosives - Poss of Molotov Cocktail/Other Expl.	15 ATTEMPTS
750.211A2B	Explosives - Poss Molotov Cocktail Causing Damage	20 ATTEMPTS
750.213	Extortion	20 ATTEMPTS
750.218	False Pretenses W/Int to Defraud	10 ATTEMPTS
750.218-B	False Pretenses - Over \$100	10 ATTEMPTS
750.2184A	False Pretenses - \$1,000 Or More, Less Than \$20,000	5 ATTEMPTS
750.2241-A	Weapon, Dangerous Weapon - Misc	5 ATTEMPTS
750.224A	Weapons, Taser, Sale/Poss	4 ATTEMPTS
750.224B	Weapons, Short Barrel, Shotgun/ Rifle	5 ATTEMPTS
750.224D2	Weapon, Using Self-defense Spray Device	2 ATTEMPTS
750.224F	Weapon, Poss by a Felon	5 ATTEMPTS
750.226	Carry Weapon W/Unlawful Intent	5 ATTEMPTS

TOTAL	.5	1	1.5	2	2.5	3	3.5	4	4.5	5	10	15	20	25	>25	LIFE	AVG
9,655	256	1,429	1,585	2,026	684	987	271	389	51	467	816	214	125	69	66	182	3.5
9,078	222	1,326	1,451	1,882	638	933	247	389	51	467	816	214	125	69	66	182	3.6
539	34	103	134	144	46	54	24										1.7
18	1	5	8	1	2	1											1.4
2		2															1.0
48	1	16	7	11	5	5		1			2						1.9
6	1	4	1														0.9
1				1													2.0
12		4	3	2	1	1				1							1.8
2		1	1														1.1
27	1	6	4	7	4	4				1							1.9
1	1																0.5
1				1													2.0
2			1		1												1.8
3			1	1	1												1.9
1						1											3.0
5					1	1		1		1	1						4.9
4				3			1										2.3
44		2	6	14	7	9	1	1		3	1						2.5
4		1	1	1		1											1.8
3			2		1												1.7
1				1													1.7
2			1	1													1.7
1		1															1.0
2	1	1															0.7
5	2				2	1											1.7
3		1		2													1.4
2			2														1.4
66	5	10	16	16	7	6	3	2			1						1.8
5	1			1	1	1	1										2.2

NOTE: Be sure to check for related offense codes when examining a particular type of crime. They may or may not be in sequential order or even on the same page.

# B2 Commitments by Minimum Term Distribution for Men and Women — All Offenses

*Includes Additional Sentences Imposed*

Page Seven of Fifteen

59

		GRAND TOTALS*
	VIOLATIONS	9,655
	ATTEMPTS	9,078
	Max. Penalty	539
750.227	Carrying Concealed Weapons ATTEMPTS	5
750.227B	Felony Firearm ATTEMPTS	10
750.227B-A	Weapons - Felony Firearm ATTEMPTS	2
750.234A	Firearm, Discharge from a Motor Vehicle ATTEMPTS	4
750.234B	Firearm, Discharge at Dwelling ATTEMPTS	4
750.248	Forgery of Records, Other Instruments ATTEMPTS	14
750.249	Uttering & Publishing ATTEMPTS	14
750.251	Forgery of Bank Bills & Notes ATTEMPTS	7
750.253	Uttering & Publishing a State Warrant ATTEMPTS	5
750.260	Counterfeit Coins, Poss 5 or More ATTEMPTS	LIFE
750.316	First Degree Murder ATTEMPTS	LIFE
750.316-A	Murder - 1st Degree - Premeditated ATTEMPTS	LIFE
750.316-B	Murder - Felony ATTEMPTS	LIFE
750.316-C	Murder - Open - Statutory Short Form ATTEMPTS	LIFE
750.317	Second Degree Murder ATTEMPTS	LIFE
750.321	Manslaughter ATTEMPTS	15
750.321-A	Manslaughter - Statutory Short Form ATTEMPTS	15
750.321-C	Manslaughter - Involuntary ATTEMPTS	15
750.321-E	Manslaughter with Motor Vehicle ATTEMPTS	15

TOTAL	.5	1	1.5	2	2.5	3	3.5	4	4.5	5	10	15	20	25	>25	LIFE	AVG
9,655	256	1,429	1,585	2,026	684	987	271	389	51	467	816	214	125	69	66	182	3.5
9,078	222	1,326	1,451	1,882	638	933	247	389	51	467	816	214	125	69	66	182	3.6
539	34	103	134	144	46	54	24										1.7
137	11	36	31	38	7	6	4	1	1	2							1.6
17	1	6	4	6													1.2
30			1	29													1.9
6				6													2.0
1								1									4.0
8		4	2	1		1											1.4
29		3	4	6	4	5	3	1		2		1					2.9
5			2	2		1											2.0
223	4	23	48	66	19	28	7	10	2	15	1						2.2
38	3	6	5	10	5	9											1.9
1		1															1.0
1				1													2.0
1				1													2.0
11																11	0.0
66												1	1			64	17.5
1						1											3.0
32																32	0.0
14										1						13	5.0
165		1		2				1		1	25	29	34	27	29	16	20.4
16		1		2				4		1	8						5.7
43		1	2	2	2	7	1	3		6	15	2	2				5.9
21		1	1			2		2		3	10	2					6.4
1				1													2.0
14				4	1	1		1		2	5						4.6
1				1													2.0

NOTE: Be sure to check for related offense codes when examining a particular type of crime. They may or may not be in sequential order or even on the same page.

# B2 Commitments by Minimum Term Distribution for Men and Women — All Offenses Includes Additional Sentences Imposed

Page Eight of Fifteen

60

		GRAND TOTALS*	
		VIOLATIONS	
		ATTEMPTS	
		Max. Penalty	
750.324	Negligent Homicide	2	
	ATTEMPTS		
750.329	Death, Firearm without Malice	15	
	ATTEMPTS		
750.335A	Indecent Exposure (Sexually Delinquent Person)	1	
	ATTEMPTS		
750.338B	Gross Indecency Male and Female - Commit/Procure	5	
	ATTEMPTS		
750.349	Kidnapping	LIFE	
	ATTEMPTS		
750.349A	Prisoner Taking a Hostage	LIFE	
	ATTEMPTS		
750.350	Kidnapping - Child Enticement	LIFE	
	ATTEMPTS		
750.356	Larceny	10	
	ATTEMPTS		
750.356-A	Larceny - Over \$100	5	
	ATTEMPTS		
750.3563A	Larceny - \$1,000 Or More But Less Than \$20,000	5	
	ATTEMPTS		
750.3563B	Larceny - \$200 Or More But <\$1K - 2nd Off	5	
	ATTEMPTS		
750.356A	Larceny, Motor Vehicle	5	
	ATTEMPTS		
750.356A-A	Larceny - From a Motor Vehicle	5	
	ATTEMPTS		
750.356A-B	Breaking and Entering - A Vehicle Steal Prop. Over \$5	5	
	ATTEMPTS		
750.356A-C	Breaking and Entering - A Vehicle (w Damage)	5	
	ATTEMPTS		
750.356A1	Larceny - From a Motor Vehicle	5	
	ATTEMPTS		
750.356A2C1	Break & Enter - A Vehicle Steal Prop. \$1K - <\$20K	5	
	ATTEMPTS		
750.356A3	Breaking and Entering - A Vehicle (w Damage)	5	
	ATTEMPTS		
750.356B	B & E Coin Operated Telephone	4	
	ATTEMPTS		

TOTAL	.5	1	1.5	2	2.5	3	3.5	4	4.5	5	10	15	20	25	>25	LIFE	AVG
9,655	256	1,429	1,585	2,026	684	987	271	389	51	467	816	214	125	69	66	182	3.5
9,078	222	1,326	1,451	1,882	638	933	247	389	51	467	816	214	125	69	66	182	3.6
539	34	103	134	144	46	54	24										1.7
7	1		4	1				1									1.6
1								1									3.8
1				1													1.7
5			2	1	1	1											2.1
1			1														1.2
22				2	1	1			1	1	4	3	4	3	1	1	12.4
2				2													2.0
2								1								1	4.0
1															1		40.0
1								1									3.3
2				2													2.0
44		9	9	13	3	8	1	1									1.9
9	1		3	4	1												1.5
8	1	1	4	1		1											1.5
1			1														1.5
10		2	4	4													1.5
2	1				1												1.4
7		1		5		1											2.0
4			3	1													1.5
56	3	13	10	11	9	6	3			1							1.8
9		5	3	1													1.1
21	2	2	6	5	1	2	2	1									1.9
2			1	1													1.6
6		1	1	3	1												1.8
1		1															0.8
2			1	1													1.7
7		2	3	1				1									1.6
1		1															0.6

NOTE: Be sure to check for related offense codes when examining a particular type of crime. They may or may not be in sequential order or even on the same page.

# B2 Commitments by Minimum Term Distribution for Men and Women — All Offenses Includes Additional Sentences Imposed

Page Nine of Fifteen

61

GRAND TOTALS*			
	VIOLATIONS		
	ATTEMPTS		
	Max. Penalty		
750.356C	Retail Fraud - 1st Degree	5	
	ATTEMPTS		
750.356D	Retail Fraud - 2nd Degree	MISD	
	ATTEMPTS		
750.357	Larceny from Person	10	
	ATTEMPTS		
750.357B	Firearms, Stealing of Another	5	
	ATTEMPTS		
750.360	Larceny in Building	4	
	ATTEMPTS		
750.362-A	Larceny - By Conversion Over	5	
	\$100	ATTEMPTS	
750.3623A	Larceny - By Conversion Betw	5	
	\$1K and <\$20K	ATTEMPTS	
750.362A	Fail to Return Rented Prop	10	
	ATTEMPTS		
750.362AA	Failure to Return Rented Property	2	
	Over \$100	ATTEMPTS	
750.363	Larceny by False Personation	10	
	ATTEMPTS		
750.377A	Malicious Destruction of Personal	10	
	Property	ATTEMPTS	
750.377A-A	Malicious Destruction of Personal	4	
	Property Over \$100	ATTEMPTS	
750.377A1B1	Mal Dest of Personal Property	5	
	Betw \$1K & < \$20K	ATTEMPTS	
750.377B	Mal Dest Police or Fire Dept	4	
	Property	ATTEMPTS	
750.380	Malicious Dest. of Bldg. Over	10	
	\$100	ATTEMPTS	
750.380-A	Malicious Destruction of Building	4	
	Over \$100	ATTEMPTS	
750.3803A	Malicious Destruction of Building -	5	
	Betw \$1K & <\$20K	ATTEMPTS	
750.383A	Malicious Destruction of Utility	4	
	Property	ATTEMPTS	
750.3872	Malicious Dest Tombs/Mem	5	
	Felony	ATTEMPTS	

TOTAL	.5	1	1.5	2	2.5	3	3.5	4	4.5	5	10	15	20	25	>25	LIFE	AVG
9,655	256	1,429	1,585	2,026	684	987	271	389	51	467	816	214	125	69	66	182	3.5
9,078	222	1,326	1,451	1,882	638	933	247	389	51	467	816	214	125	69	66	182	3.6
539	34	103	134	144	46	54	24										1.7
228	13	59	87	47	7	13				1	1						1.5
1			1	1													2.0
1																	1.5
87	2	8	13	15	7	21	2	9		7	2					1	2.6
10		1	1	3	3	2											2.2
6			1	3		1				1							2.5
1			1														1.5
146	13	25	34	45	16	8	1	3		1							1.7
12	1	2	9														1.1
19		4	3	9		1	1			1							1.9
2			1	1													1.6
1							1										3.5
3		2	1														0.9
2				1	1												2.1
18	1	3	3	7	2	2											1.7
2		1	1														1.1
23	1	4	5	11		1				1							1.7
2			1	1													1.6
1		1															1.0
1		1															1.0
18	1	2	4	6	3	2											1.8
1		1															1.0
2				1	1												2.2
15		1	2	5	2	4					1						2.3
1				1													2.0
1				1													1.8
1			1														1.5
1					1												2.5

NOTE: Be sure to check for related offense codes when examining a particular type of crime. They may or may not be in sequential order or even on the same page.

# B2 Commitments by Minimum Term Distribution for Men and Women — All Offenses

*Includes Additional Sentences Imposed*

Page Ten of Fifteen

62

		GRAND TOTALS*	
		VIOLATIONS	
		ATTEMPTS	
		Max. Penalty	
750.411A1B	False Report of a Felony	4	
	ATTEMPTS		
750.411H2B	Stalking a Minor	5	
	ATTEMPTS		
750.411I	Stalking, Aggravated	5	
	ATTEMPTS		
750.413	Unlawfully Driving Away an Automobile	5	
	ATTEMPTS		
750.414	Unlawful Use Auto w/o Int to Steal	2	
	ATTEMPTS		
750.4152	MV Conceal or Misrep ID W/Intent (Felony)	4	
	ATTEMPTS		
750.422	Perjury, Court Proceeding	15	
	ATTEMPTS		
750.439	Polygamy	4	
	ATTEMPTS		
750.451-B	Prostitution - 3rd Offense	2	
	ATTEMPTS		
750.479	Resisting, Obstructing Officer	2	
	ATTEMPTS		
750.479-B	Police Officer - Resist & Obstruct	2	
	ATTEMPTS		
750.479A-B	Peace Officer-Resist Arrest Injury Inf	2	
	ATTEMPTS		
750.479A2	Police Officer - Fleeing - 4th Degree	2	
	ATTEMPTS		
750.479A3	Police Officer - Fleeing 3rd Degree	5	
	ATTEMPTS		
750.479A4	Police Officer - Fleeing - 2nd Offense	4	
	ATTEMPTS		
750.479A4-A	Police Officer - Fleeing (Penal Code) - 2nd Degree	10	
	ATTEMPTS		
750.479A5	Police Officer - Fleeing (Penal Code) Serious Injury	4	
	ATTEMPTS		
750.479B	Peace Officer, Disarming	10	
	ATTEMPTS		
750.479B2	Peace Officer - Disarming Firearm	10	
	ATTEMPTS		

TOTAL	.5	1	1.5	2	2.5	3	3.5	4	4.5	5	10	15	20	25	>25	LIFE	AVG
9,655	256	1,429	1,585	2,026	684	987	271	389	51	467	816	214	125	69	66	182	3.5
9,078	222	1,326	1,451	1,882	638	933	247	389	51	467	816	214	125	69	66	182	3.6
539	34	103	134	144	46	54	24										1.7
1			1														1.5
3	1				1						1						4.2
39		5	11	12	3	7	1										1.9
4			1	3													1.6
166	3	21	29	65	20	12	8	1	1	2	3					1	2.0
11		3	3	5													1.3
31		13	15	3													1.2
1								1									4.0
4		1				1	1	1									2.8
2		2															1.0
4		2	2														1.1
4		3	1														1.0
84	9	22	29	14	3	4	1	2									1.4
5	1		3			1											1.4
22	1	8	8	2	1	2											1.4
1				1													2.0
115	4	20	32	32	11	9	3	3			1						1.8
2		1	1														1.2
4	1	1	1			1											1.3
2						1					1						4.2
1												1					15.0
1						1											3.0
2			1	1													1.6
3				1		1						1					6.6
5		2	1	1			1										1.7

NOTE: Be sure to check for related offense codes when examining a particular type of crime. They may or may not be in sequential order or even on the same page.

# B2 Commitments by Minimum Term Distribution for Men and Women — All Offenses

*Includes Additional Sentences Imposed*

Page Eleven of Fifteen

63

		GRAND TOTALS*	
		VIOLATIONS	
		ATTEMPTS	
		Max. Penalty	
750.49B	Animals, Attending Fight	4	
	ATTEMPTS		
750.50B	Animals, Killing/Torturing	4	
	ATTEMPTS		
750.505	Common Law Offense, No Express	5	
	Penalty	ATTEMPTS	
750.505-A	Obstruction of Justice	5	
	ATTEMPTS		
750.505-B	Accessory after the Fact to Felony	5	
	ATTEMPTS		
750.520	Criminal Sexual Conduct (CSC)	LIFE	
	ATTEMPTS		
750.520B	CSC - 1st Degree	LIFE	
	ATTEMPTS		
750.520B1A	CSC - 1st Degree - Person Under 13	LIFE	
	ATTEMPTS		
750.520B1B	CSC - 1st Degree - Relationship	LIFE	
	ATTEMPTS		
750.520B1C	CSC - 1st Degree - During Felony	LIFE	
	ATTEMPTS		
750.520B1D	CSC - 1st Degree - Accomplices	LIFE	
	ATTEMPTS		
750.520B1E	CSC - 1st Degree - Weapon Used	LIFE	
	ATTEMPTS		
750.520B1F	CSC - 1st Degree - Personal Injury	LIFE	
	ATTEMPTS		
750.520B1H	CSC - 1st Degree - Mentally Disabled-Relation	LIFE	
	ATTEMPTS		
750.520C	CSC, 2nd Degree	15	
	ATTEMPTS		
750.520C1A	CSC - 2nd Degree - Person Under 13	15	
	ATTEMPTS		
750.520C1B	CSC - 2nd Degree - Relationship	15	
	ATTEMPTS		
750.520C1C	CSC - 2nd Degree - During Felony	15	
	ATTEMPTS		
750.520C1D	CSC - 2nd Degree - Accomplices	15	
	ATTEMPTS		

TOTAL	.5	1	1.5	2	2.5	3	3.5	4	4.5	5	10	15	20	25	>25	LIFE	AVG
9,655	256	1,429	1,585	2,026	684	987	271	389	51	467	816	214	125	69	66	182	3.5
9,078	222	1,326	1,451	1,882	638	933	247	389	51	467	816	214	125	69	66	182	3.6
539	34	103	134	144	46	54	24										1.7
1				1													2.0
1					1												2.5
1				1													2.0
2				2													2.0
1			1														1.3
8			3	2	1		2										2.1
1							1										3.2
36						1		1	2	2	11	9	6		2	2	12.8
1			1														1.5
165		1		1		6	6	5		16	56	29	16	9	10	10	12.4
3			1	2													1.8
30		1	1	1		1				1	13	3	4	4	1		12.9
1		1															1.0
7						1						2	2		1	1	17.3
4											3				1		13.0
12											3	1	1	2	2	3	19.9
20								2			4	4	3	3	2	2	16.9
1					1												2.5
1				1													2.0
38		1	1	4	1	6	2	3		10	9	1					4.8
2				2													2.0
173		2	8	26	10	23	8	17	1	25	47	5	1				4.8
23			2	10	2	6	3										2.4
34		1	2	4	2	7	1	4	1	4	6	1	1				4.4
2				1													2.5
4					1	1		2									3.3
1						1											3.0

NOTE: Be sure to check for related offense codes when examining a particular type of crime. They may or may not be in sequential order or even on the same page.

# B2 Commitments by Minimum Term Distribution for Men and Women — All Offenses

*Includes Additional Sentences Imposed*

Page Twelve of Fifteen

64

		GRAND TOTALS*
		VIOLATIONS
		ATTEMPTS
		Max. Penalty
750.520C1E	CSC - 2nd Degree - Weapon Used	15 ATTEMPTS
750.520C1F	CSC - 2nd Degree - Personal Injury	15 ATTEMPTS
750.520C1G	CSC - 2nd Degree - Injury to Incap. Victim	15 ATTEMPTS
750.520C1H	CSC - 2nd Degree - Mentally Disabled-Relation	15 ATTEMPTS
750.520D	CSC, 3rd Degree	15 ATTEMPTS
750.520D1A	CSC - 3rd Degree - Person 13 Through 15	15 ATTEMPTS
750.520D1B	CSC - 3rd Degree - Force or Coercion	15 ATTEMPTS
750.520D1C	CSC - 3rd Degree - Incapacitated Victim	15 ATTEMPTS
750.520D1D	CSC - 3rd Degree - Incest	15 ATTEMPTS
750.520E	CSC, 4th Degree	2 ATTEMPTS
750.520E1A	CSC - 4th Degree - Force or Coercion	2 ATTEMPTS
750.520E1A-A	CSC - 4th Degree - Victim 13 Through 15	2 ATTEMPTS
750.520E1B	CSC - 4th Degree - Incapacitated Victim	2 ATTEMPTS
750.520E1G	CSC - 4th Degree - Incest	2 ATTEMPTS
750.520F	CSC - 2nd Offense	LIFE ATTEMPTS
750.520G1	CSC - Assault With Intent to Commit CSC	10 ATTEMPTS
750.520G2	Asslt W/Intent to Commit CSC 2nd Degree	5 ATTEMPTS
750.529	Robbery Armed	LIFE ATTEMPTS
750.529A	Car Jacking	LIFE ATTEMPTS

TOTAL	.5	1	1.5	2	2.5	3	3.5	4	4.5	5	10	15	20	25	>25	LIFE	AVG
9,655	256	1,429	1,585	2,026	684	987	271	389	51	467	816	214	125	69	66	182	3.5
9,078	222	1,326	1,451	1,882	638	933	247	389	51	467	816	214	125	69	66	182	3.6
539	34	103	134	144	46	54	24										1.7
1											1						5.9
1							1										3.3
12				2	2	3		3		1			1				4.5
1				1													1.6
3					1		1				1						4.3
1		1															1.0
47				8	2	6		5		4	20	2					5.8
7		2	1	1	2	1											1.9
132	1	14	7	13	9	17	6	11		16	34	2	1			1	4.3
33		1	6	10	11	3	2										2.1
50			3	5	4	3	2	4		9	15	4		1			6.0
9			1	3	3	1	1										2.3
11			3	2	1	1				1	3						3.7
3			1	1			1										2.2
15				1			1			5	7	1					7.0
1							1										3.3
9		1	7			1											1.4
29		8	19		1			1									1.3
11	1	5	4		1												1.1
3		2	1														1.0
1			1														1.3
2										1			1				12.5
52		1	5	10	3	12	1	8		4	7				1		4.0
2					1		1										2.9
16		1	4	3	3	1	4										2.2
2		1	1														1.3
462	2	22	22	41	30	48	16	44	15	46	113	33	18	6	4	2	6.0
1		1															1.0
73		3	6	7	5	9	2	5	1	8	20	3	2	2			5.7
2			2														1.4

NOTE: Be sure to check for related offense codes when examining a particular type of crime. They may or may not be in sequential order or even on the same page.



# B2 Commitments by Minimum Term Distribution for Men and Women — All Offenses

*Includes Additional Sentences Imposed*

Page Thirteen of Fifteen

65

			GRAND TOTALS*	
			VIOLATIONS	
			ATTEMPTS	
			Max. Penalty	
750.530	Robbery Unarmed	15		
		ATTEMPTS		
750.531	Robbery, Bank/Safe/Vault	LIFE		
		ATTEMPTS		
750.531-A	Bank Robbery	LIFE		
		ATTEMPTS		
750.531B	Robbery, Safe Breaking	LIFE		
		ATTEMPTS		
750.535	Receiving Stolen Property	10		
		ATTEMPTS		
750.535-A	Stolen Property - Receive & Conc over \$100	5		
		ATTEMPTS		
750.535-B	Receiving Stolen Property	MISD		
	\$100 or Less	ATTEMPTS		
750.535A	Motor Vehicles - Operating a Chop Shop	10		
		ATTEMPTS		
750.535A2	Motor Vehicles - Operating a Chop Shop	10		
		ATTEMPTS		
750.535B	Weapons, Firearms Receiving & Conc	10		
		ATTEMPTS		
750.5352A	Stolen Property - Rec & Conc \$20K+	10		
		ATTEMPTS		
750.5353A	Stolen Property - Rec & Conc Betw \$1K & <\$20K	5		
		ATTEMPTS		
750.5353B	Stolen Prop-Rec & Conc Betw \$200 & <\$1K, 2nd Off.	5		
		ATTEMPTS		
750.72	Burning Dwelling House	20		
		ATTEMPTS		
750.72-A	Arson - Dwelling House	20		
		ATTEMPTS		
750.72-B	Arson - Dwelling House Curtilage	20		
		ATTEMPTS		
750.73	Arson - Real Property	10		
		ATTEMPTS		
750.74B	Arson - Personal Property Over \$50	4		
		ATTEMPTS		
750.741C1	Arson - Personal Property Betw \$1K & <\$20K	5		
		ATTEMPTS		

TOTAL	.5	1	1.5	2	2.5	3	3.5	4	4.5	5	10	15	20	25	>25	LIFE	AVG
9,655	256	1,429	1,585	2,026	684	987	271	389	51	467	816	214	125	69	66	182	3.5
9,078	222	1,326	1,451	1,882	638	933	247	389	51	467	816	214	125	69	66	182	3.6
539	34	103	134	144	46	54	24										1.7
180		5	16	33	17	26	3	18	1	28	31	2					3.8
6		1		2		1	2										2.4
3											2			1			12.6
42		1	7	5	1	9	2	3		4	6	3	1				4.7
13	1		1	1		3					4	1			1	1	6.9
1		1															0.6
2			1		1												2.0
1			1														1.5
197	8	43	40	48	25	23	6	1		2	1						1.8
24	2	4	9	9													1.3
2			1				1										2.4
1	1																0.5
1						1											3.0
13	1	1	4	3			1	3									2.1
1				1													2.0
8	1	1	1	5													1.6
74	4	17	18	17	8	5	2	2		1							1.7
2			2														1.4
1		1															1.0
5		1			1			1			2						3.7
25			3	7	1	1	1	3		3	4	2					4.3
1						1											3.0
3			1			1				1							3.1
22		2	2	8	2	2	1	1		1	1		1			1	3.4
1	1																0.5
2				1							1						4.5
1			1														1.3
2			1	1													1.6

NOTE: Be sure to check for related offense codes when examining a particular type of crime. They may or may not be in sequential order or even on the same page.

# B2 Commitments by Minimum Term Distribution for Men and Women — All Offenses

*Includes Additional Sentences Imposed*

Page Fourteen of Fifteen

99

	GRAND TOTALS*																	
	VIOLATIONS																	
	ATTEMPTS																	
	Max. Penalty																	
750.75	Arson - Insured Property	10																
	ATTEMPTS																	
750.77	Arson - Preparing to Burn	10																
	ATTEMPTS																	
750.77-B	Arson - Prepare to Burn Real or	4																
	Personal Prop >\$50	ATTEMPTS																
750.81	Assault or Assault and Battery	2																
	ATTEMPTS																	
750.812	Domestic Violence	MISD																
	ATTEMPTS																	
750.814	Domestic Violence -	2																
	3rd Offense	ATTEMPTS																
750.81A	Assault & Inflict Serious Injury	1																
	ATTEMPTS																	
750.81A3	Domestic Violence - Aggravated	2																
	2nd Offense	ATTEMPTS																
750.82	Felonious Assault	4																
	ATTEMPTS																	
750.83	Asslt W/Int to Commit Murder	LIFE																
	ATTEMPTS																	
750.84	Asslt W/Int Gr Bod Hrm Less	10																
	Murder	ATTEMPTS																
750.86	Assault W/Intent to Maim	10																
	ATTEMPTS																	
750.88	Asslt W/Intent to Rob & Steal	15																
	Unarmed	ATTEMPTS																
750.89	Asslt W/Intent to Rob & Steal	LIFE																
	Armed	ATTEMPTS																
750.91	Attempt to Murder	LIFE																
	ATTEMPTS																	
752.1003	False Health Care Claims	4																
	ATTEMPTS																	
752.191	Felonious Driving	2																
	ATTEMPTS																	
752.541	Riot	10																
	ATTEMPTS																	
752.543	Unlawful Assembly	5																
	ATTEMPTS																	

TOTAL	.5	1	1.5	2	2.5	3	3.5	4	4.5	5	10	15	20	25	>25	LIFE	AVG
9,655	256	1,429	1,585	2,026	684	987	271	389	51	467	816	214	125	69	66	182	3.5
9,078	222	1,326	1,451	1,882	638	933	247	389	51	467	816	214	125	69	66	182	3.6
539	34	103	134	144	46	54	24										1.7
1			1														1.5
1	1																0.3
6		1	3	1		1											1.6
1				1													2.0
1	1																0.5
2		1			1												1.7
34		8	14	7	3	1					1						1.6
1		1															1.0
7		2	5														1.2
286	9	51	57	100	32	29	1	2		4	1						1.8
24		8	16														1.1
102		3		1		2	3	2	1	7	33	24	9	5	5	7	11.9
1						1											3.0
264	1	11	14	41	22	56	11	30	4	25	41	3	2	1	1	1	4.1
14		1	1	2	4	4	2										2.4
1										1							5.0
25		1		3	5	2	1	6		3	3	1					4.1
93		2	1	8	3	13	5	8	5	14	26	4	3			1	5.6
1						1											3.0
4					1		1	1			1						4.3
1			1														1.2
1			1														1.3
1		1															0.8
2				1	1												2.2

NOTE: Be sure to check for related offense codes when examining a particular type of crime. They may or may not be in sequential order or even on the same page.

## B2 Commitments by Minimum Term Distribution for Men and Women — All Offenses Includes Additional Sentences Imposed

Page Fifteen of Fifteen

67

GRAND TOTALS*		
	VIOLETIONS	3
	ATTEMPTS	2
	Max. Penalty	MISD
752.811A	Break & Enter - Coin-Operated Device	3 ATTEMPTS
752.861	Weapons - Firearms, Careless Use Causing Inj/Death	2 ATTEMPTS
752.863A	Firearms, Careless Use Of	MISD ATTEMPTS
769.12	Habitual Offender Fourth Felony	LIFE ATTEMPTS
800.281	Prisons - Contraband	5 ATTEMPTS
800.2811	Prisons - Furnish Prisoner Contraband in Prison	5 ATTEMPTS
800.2813	Prisons - Bringing Contraband Into	5 ATTEMPTS
800.2814	Prisons - Prisoner Possessing Contraband	5 ATTEMPTS
800.2834	Prisons - Prisoner Possessing Weapon	5 ATTEMPTS

TOTAL	.5	1	1.5	2	2.5	3	3.5	4	4.5	5	10	15	20	25	>25	LIFE	AVG
9,655	256	1,429	1,585	2,026	684	987	271	389	51	467	816	214	125	69	66	182	3.5
9,078	222	1,326	1,451	1,882	638	933	247	389	51	467	816	214	125	69	66	182	3.6
539	34	103	134	144	46	54	24										1.7
6			3	3													1.7
1			1														1.3
1	1																0.5
2														2			50.0
1	1																0.2
2		1		1													1.5
5	1	2	1	1													1.1
1		1															1.0
30	3	17	6	2	1			1									1.2
3	3																0.5
20	2	9	4	2		2	1										1.4
8	3	3	1	1													0.9

NOTES: Be sure to check for related offense codes when examining a particular type of crime. They may or may not be in sequential order or even on the same page.

\*Sentences with Insufficient Information = 38.

Largest minimum term is reported.

When minimum terms exceed maximum penalties, that may be due to anomalies in criminal justice practices, habitualized offenses, database errors, etc.

Each minimum term category is rounded up from the preceding category (for example, the ten-year category includes all minimums longer than five years up to exactly ten years).

Minimum term averages are based on raw data (with life sentences excluded from the calculations).

Source: Corrections Management Information System (CMIS)

# B2a Commitments by Minimum Term Distribution for Men and Women — Non-Assaultive Offenses

*Includes Additional Sentences Imposed*

Page One of Seven

89

		GRAND TOTALS		
		VIOLATIONS		
		ATTEMPTS		
		Max. Penalty		
28.729	Sex Offender - Fail to Register	4		
	ATTEMPTS			
257.254	MV Code - Intent to Pass False Title	10		
	ATTEMPTS			
257.257	Registration/Plates Altered/Forged	5		
	ATTEMPTS			
257.617	Leave Scene Serious Personal Inj. Accident	5		
	ATTEMPTS			
257.6251-A	OUIL MISD			
	ATTEMPTS			
257.6256B	Drive M.V. Addict or Intox 2nd Off.	1		
	ATTEMPTS			
257.6256D	OUIL - 3rd Offense	5		
	ATTEMPTS			
257.903	Motor Vehicle Code, False ID	5		
	ATTEMPTS			
400.601-B	Welfare Fraud \$500 Up	4		
	ATTEMPTS			
400.602-B	Welfare Fraud Fail to Inform \$500 or More	4		
	ATTEMPTS			
451.501	Securities, Fraudulent Sale of	10		
	ATTEMPTS			
570.152	Violation of Building Trust Act	3		
	ATTEMPTS			
750.110	Break & Enter Occupied Dwelling	15		
	ATTEMPTS			
750.110-A	Break & Enter - Unoccup. Bldg. w/Intent	10		
	ATTEMPTS			
750.110-B	Break & Enter Occup Bldg. w/Intent	15		
	ATTEMPTS			
750.110A3	Home Invasion - 2nd Degree	15		
	ATTEMPTS			
750.111	Entering w/o Breaking	5		
	ATTEMPTS			
750.116	Possession of Burglars Tools	10		
	ATTEMPTS			
750.117	Bribery of Public Officer	4		
	ATTEMPTS			

TOTAL	.5	1	1.5	2	2.5	3	3.5	4	4.5	5	10	15	20	25	>25	LIFE	AVG
3,933	130	626	868	1,086	338	438	138	106	13	103	72	7	3	1	2	2	2.1
3,654	109	574	795	1,006	319	410	132	106	13	103	72	7	3	1	2	2	2.1
279	21	52	73	80	19	28	6										1.6
5	1		2	1							1						2.1
1			1														1.3
4			1		1			2									3.0
4	1	2			1												1.1
17			5	4		5	3										2.3
28	1	1	4	10	4	4	4										2.2
3		1		1			1										2.1
578		55	141	191	61	72	39	10	1	5	3						2.1
2				2													1.8
4	1			1		1	1										2.2
1		1															1.0
1				1													2.0
1			1														1.3
1								1									4.0
2			1	1													1.7
334	2	23	52	88	32	62	13	23	3	21	12		2	1			2.8
29	2	2	6	9	2	6	2										2.0
8		1		4	2		1										2.1
3			1	1	1												1.9
3	1					2											2.1
382		24	54	73	40	72	13	25	5	29	43	3	1				3.2
30			4	9	6	8	3										2.3
28		6	5	11	3	2	1										1.8
13			1	5	3	1		1		2							2.7
1		1															1.0

NOTE: Be sure to check for related offense codes when examining a particular type of crime. They may or may not be in sequential order or even on the same page.

# B2a Commitments by Minimum Term Distribution for Men and Women — Non-Assaultive Offenses

*Includes Additional Sentences Imposed*

Page Two of Seven

69

		GRAND TOTALS
		VIOLATIONS
		ATTEMPTS
		Max. Penalty
750.131A	Checks w/o Account or w/o Suff Funds	2 ATTEMPTS
750.131A1	Check - No Account	2 ATTEMPTS
750.131A2	Check - 3 Non-Sufficient Funds Within 10 Days	2 ATTEMPTS
750.1313C	Check - Non-Sufficient Funds - \$500 or More	2 ATTEMPTS
750.147B	Ethnic Intimidation	2 ATTEMPTS
750.157A	Conspiracy	5 ATTEMPTS
750.157N1	Financial Transaction Device - Poss w/o Consent	4 ATTEMPTS
750.157N2	Financial Transaction Device - Poss Fraudulent One	4 ATTEMPTS
750.157P	Credit Cards - Illegal Poss with Intent to Sell/Use	4 ATTEMPTS
750.157Q	Credit Card Illegal Sale/Use	4 ATTEMPTS
750.157V	Financial Transaction Device - False ID	4 ATTEMPTS
750.157W	Financial Trans W/Intent Defraud	10 ATTEMPTS
750.15911	Criminal Enterprise - Conducting	20 ATTEMPTS
750.161	Desertion & Non Support	3 ATTEMPTS
750.165	Refusing to Support Wife or Children	4 ATTEMPTS
750.174	Embezzle - Agt, Serv, Emp, Trustee	10 ATTEMPTS
750.174-B	Embezzlement - Agent or Trustee Over \$100	10 ATTEMPTS
750.1744A	Embezzlement - Agent or Trustee Betw \$1K & <\$20K	5 ATTEMPTS
750.175	Embezzle - Public Officer, Agent, Servant	10 ATTEMPTS

TOTAL	.5	1	1.5	2	2.5	3	3.5	4	4.5	5	10	15	20	25	>25	LIFE	AVG
3,933	130	626	868	1,086	338	438	138	106	13	103	72	7	3	1	2	2	2.1
3,654	109	574	795	1,006	319	410	132	106	13	103	72	7	3	1	2	2	2.1
279	21	52	73	80	19	28	6										1.6
2			2														1.3
25		7	12	3	1	2											1.4
11	1	3	7														1.1
7	2	2	2			1											1.1
1			1														1.3
1												1					15.0
27	2	4	8	10	2						1						1.7
1			1														1.3
3			2														2.7
2			2								1						1.3
3			2	1													1.5
1		1															1.0
10		3	1	4	1			1									1.8
1		1															1.0
5	1	2	1	1													1.1
1				1													2.0
6				2		1		1					2				6.0
2				2													2.0
1			1														1.3
4		2		2													1.4
1			1														1.3
59		14	12	19	1	9		1		3							1.9
7		3	2	2													1.3
3		1		2													1.6
1				1													2.0

NOTE: Be sure to check for related offense codes when examining a particular type of crime. They may or may not be in sequential order or even on the same page.

# B2a Commitments by Minimum Term Distribution for Men and Women — Non-Assaultive Offenses

*Includes Additional Sentences Imposed*

Page Three of Seven

70

		GRAND TOTALS
	VIOLATIONS	3,933
	ATTEMPTS	3,654
	Max. Penalty	279
750.181	Embezzlement - Jointly Held Property	10 ATTEMPTS
750.183	Aid Escape of & Rescue Prisoners	7 ATTEMPTS
750.186A	Escape from Juvenile Facility	4 ATTEMPTS
750.193	Break, Esc. or Att to Break, Esc. Prison	5 ATTEMPTS
750.1951	Escape from Misdemeanor Jail Sentence	2 ATTEMPTS
750.1952	Escape - From Felony Jail Sentence	4 ATTEMPTS
750.1971	Escape - Awaiting Trial For Misdemeanor	2 ATTEMPTS
750.1972	Escape - Awaiting Trial for Felony	4 ATTEMPTS
750.199A	Absconding or Forfeiting Bond	4 ATTEMPTS
750.218	False Pretenses W/Int to Defraud	10 ATTEMPTS
750.218-B	False Pretenses - Over \$100	10 ATTEMPTS
750.2184A	False Pretenses - \$1,000 Or More, Less Than \$20,000	5 ATTEMPTS
750.2241-A	Weapon, Dangerous Weapon - Misc	5 ATTEMPTS
750.224A	Weapons, Taser, Sale/Poss	4 ATTEMPTS
750.224B	Weapons, Short Barrel, Shotgun/ Rifle	5 ATTEMPTS
750.224F	Weapon, Poss by a Felon	5 ATTEMPTS
750.226	Carry Weapon W/Unlawful Intent	5 ATTEMPTS
750.227	Carrying Concealed Weapons	5 ATTEMPTS
750.227B	Felony Firearm	10 ATTEMPTS

TOTAL	.5	1	1.5	2	2.5	3	3.5	4	4.5	5	10	15	20	25	>25	LIFE	AVG
3,933	130	626	868	1,086	338	438	138	106	13	103	72	7	3	1	2	2	2.1
3,654	109	574	795	1,006	319	410	132	106	13	103	72	7	3	1	2	2	2.1
279	21	52	73	80	19	28	6										1.6
1							1										3.3
1										1							5.0
1	1																0.5
5		2		3													1.6
133	9	59	34	23	3	1	2	2									1.3
6		3		2		1											1.5
1	1																0.5
18	1	5	8	1	2	1											1.4
2		2															1.0
1				1													2.0
12		4	3	2	1	1											1.8
2		1	1							1							1.1
27	1	6	4	7	4	4				1							1.9
1	1																0.5
4				3			1										2.3
44		2	6	14	7	9	1	1		3	1						2.5
4		1	1	1		1											1.8
3			2		1												1.7
1				1													1.7
2			1	1													1.7
1		1															1.0
2	1	1															0.7
5	2				2	1											1.7
3		1		2													1.4
66	5	10	16	16	7	6	3	2			1						1.8
4		1		3													1.5
5	1			1	1	1	1										2.2
137	11	36	31	38	7	6	4	1	1	2							1.6
17	1	6	4	6													1.2
30			1	29													1.9

NOTE: Be sure to check for related offense codes when examining a particular type of crime. They may or may not be in sequential order or even on the same page.

# B2a Commitments by Minimum Term Distribution for Men and Women — Non-Assaultive Offenses

*Includes Additional Sentences Imposed*

Page Four of Seven

71

		GRAND TOTALS
		VIOLATIONS
		ATTEMPTS
		Max. Penalty
750.227B-A	Weapons - Felony Firearm	2
	ATTEMPTS	
750.248	Forgery of Records, Other	14
	Instruments	ATTEMPTS
750.249	Uttering & Publishing	14
	ATTEMPTS	
750.251	Forgery of Bank Bills & Notes	7
	ATTEMPTS	
750.253	Uttering & Publishing a State	5
	Warrant	ATTEMPTS
750.260	Counterfeit Coins, Poss 5 or	LIFE
	More	ATTEMPTS
750.356	Larceny	10
	ATTEMPTS	
750.356-A	Larceny - Over \$100	5
	ATTEMPTS	
750.3563A	Larceny - \$1,000 Or More But	5
	Less Than \$20,000	ATTEMPTS
750.3563B	Larceny - \$200 Or More But	5
	<\$1K - 2nd Off	ATTEMPTS
750.356A	Larceny, Motor Vehicle	5
	ATTEMPTS	
750.356A-A	Larceny - From a Motor Vehicle	5
	ATTEMPTS	
750.356A-B	Breaking and Entering - A Vehicle	5
	Steal Prop. Over \$5	ATTEMPTS
750.356A-C	Breaking and Entering - A Vehicle	5
	(w Damage)	ATTEMPTS
750.356A1	Larceny - From a Motor Vehicle	5
	ATTEMPTS	
750.356A2C1	Break & Enter - A Vehicle Steal	5
	Prop. \$1K - <\$20K	ATTEMPTS
750.356A3	Breaking and Entering - A Vehicle	5
	(w Damage)	ATTEMPTS
750.356B	B & E Coin Operated Telephone	4
	ATTEMPTS	
750.356C	Retail Fraud - 1st Degree	5
	ATTEMPTS	

TOTAL	.5	1	1.5	2	2.5	3	3.5	4	4.5	5	10	15	20	25	>25	LIFE	AVG
3,933	130	626	868	1,086	338	438	138	106	13	103	72	7	3	1	2	2	2.1
3,654	109	574	795	1,006	319	410	132	106	13	103	72	7	3	1	2	2	2.1
279	21	52	73	80	19	28	6										1.6
6				6													2.0
29		3	4	6	4	5	3	1		2		1					2.9
5			2	2		1											2.0
223	4	23	48	66	19	28	7	10	2	15	1						2.2
38	3	6	5	10	5	9											1.9
1		1															1.0
1				1													2.0
1				1													2.0
2				2													2.0
44		9	9	13	3	8	1	1									1.9
9	1		3	4	1												1.5
8	1	1	4	1		1											1.5
1			1														1.5
10		2	4	4													1.5
2	1				1												1.4
7		1		5		1											2.0
4			3	1													1.5
56	3	13	10	11	9	6	3			1							1.8
9		5	3	1													1.1
21	2	2	6	5	1	2	2	1									1.9
2			1	1													1.6
6		1	1	3	1												1.8
1		1															0.8
2			1	1													1.7
7		2	3	1			1										1.6
1		1															0.6
228	13	59	87	47	7	13				1	1						1.5
1				1													2.0

NOTE: Be sure to check for related offense codes when examining a particular type of crime. They may or may not be in sequential order or even on the same page.

# B2a Commitments by Minimum Term Distribution for Men and Women — Non-Assaultive Offenses

*Includes Additional Sentences Imposed*

Page Five of Seven

72

		GRAND TOTALS		
	VIOLATIONS	3,933		
	ATTEMPTS	3,654		
	Max. Penalty	279		
750.356D	Retail Fraud - 2nd Degree MISD ATTEMPTS	1	1	1.5
750.357	Larceny from Person 10 ATTEMPTS	87	2	8
750.357B	Firearms, Stealing of Another 5 ATTEMPTS	10	1	1
750.360	Larceny in Building 4 ATTEMPTS	6	1	1
750.362-A	Larceny - By Conversion Over \$100 5 ATTEMPTS	146	13	25
750.3623A	Larceny - By Conversion Betw \$1K and <\$20K 5 ATTEMPTS	12	1	2
750.362A	Fail to Return Rented Property 10 ATTEMPTS	19	4	3
750.362AA	Failure to Return Rented Property Over \$100 2 ATTEMPTS	2	1	1
750.363	Larceny by False Personation 10 ATTEMPTS	1	1	3.5
750.377A	Malicious Destruction of Personal Property 10 ATTEMPTS	3	2	1
750.377A-A	Mal Dest of Personal Property Over \$100 4 ATTEMPTS	2	1	1
750.377A1B1	Mal Dest of Personal Property Betw \$1K & <\$20K 5 ATTEMPTS	18	1	3
750.380	Mal Dest of Bldg. Over \$100 10 ATTEMPTS	2	1	1
750.380-A	Mal Dest of Building Over \$100 4 ATTEMPTS	23	1	4
750.3803A	Mal Dest of Building - Betw \$1K & <\$20K 5 ATTEMPTS	2	1	1
750.383A	Mal Dest of Utility Property 4 ATTEMPTS	1	1	1
750.3872	Mal Dest Tombs/Mem Felony 5 ATTEMPTS	1	1	1
750.411A1B	False Report of a Felony 4 ATTEMPTS	1	1	1.5
750.413	Unlawfully Driving Away an Automobile 5 ATTEMPTS	166	3	21

TOTAL	.5	1	1.5	2	2.5	3	3.5	4	4.5	5	10	15	20	25	>25	LIFE	AVG
3,933	130	626	868	1,086	338	438	138	106	13	103	72	7	3	1	2	2	2.1
3,654	109	574	795	1,006	319	410	132	106	13	103	72	7	3	1	2	2	2.1
279	21	52	73	80	19	28	6										1.6
1			1														1.5
87	2	8	13	15	7	21	2	9		7	2						2.6
10		1	1	3	3	2											2.2
6			1	3		1				1							2.5
1			1														1.5
146	13	25	34	45	16	8	1	3		1							1.7
12	1	2	9														1.1
19		4	3	9		1	1			1							1.9
2			1	1													1.6
1							1										3.5
3		2	1														0.9
2				1	1												2.1
18	1	3	3	7	2	2											1.7
2		1	1														1.1
23	1	4	5	11		1				1							1.7
2			1	1													1.6
1		1															1.0
1		1															1.0
2				1	1												2.2
15		1	2	5	2	4					1						2.3
1				1													2.0
1			1														1.8
1			1														1.5
1					1												2.5
1			1														1.5
166	3	21	29	65	20	12	8	1	1	2	3					1	2.0
11		3	3	5													1.3

NOTE: Be sure to check for related offense codes when examining a particular type of crime. They may or may not be in sequential order or even on the same page.



# B2a Commitments by Minimum Term Distribution for Men and Women — Non-Assaultive Offenses

*Includes Additional Sentences Imposed*

Page Six of Seven

73

		GRAND TOTALS
		VIOLATIONS
		ATTEMPTS
		Max. Penalty
750.414	Unlawful Use Auto w/o Int to Steal	2 ATTEMPTS
750.4152	MV Conceal or Misrep ID with Intent (Felony)	4 ATTEMPTS
750.422	Perjury, Court Proceeding	15 ATTEMPTS
750.439	Polygamy	4 ATTEMPTS
750.451-B	Prostitution - 3rd Offense	2 ATTEMPTS
750.49B	Animals, Attending Fight	4 ATTEMPTS
750.50B	Animals, Killing/Torturing	4 ATTEMPTS
750.505	Common Law Offense, No Express Penalty	5 ATTEMPTS
750.505-A	Obstruction of Justice	5 ATTEMPTS
750.505-B	Accessory after the Fact to Felony	5 ATTEMPTS
750.535	Receiving Stolen Property	10 ATTEMPTS
750.535-A	Stolen Property - Receive & Conc over \$100	5 ATTEMPTS
750.535-B	Receiving Stolen Property \$100 or Less	MISD ATTEMPTS
750.535A	Motor Vehicles - Operating a Chop Shop	10 ATTEMPTS
750.535A2	Motor Vehicles - Operating a Chop Shop	10 ATTEMPTS
750.535B	Weapons, Firearms Receiving & Conc	10 ATTEMPTS
750.5352A	Stolen Property - Rec & Conc \$20K+	10 ATTEMPTS
750.5353A	Stolen Property - Rec & Conc Betw \$1K & <\$20K	5 ATTEMPTS
750.5353B	Stolen Prop - Rec & Conc Betw \$200 & <\$1K, 2nd Off.	5 ATTEMPTS

TOTAL	.5	1	1.5	2	2.5	3	3.5	4	4.5	5	10	15	20	25	>25	LIFE	AVG
3,933	130	626	868	1,086	338	438	138	106	13	103	72	7	3	1	2	2	2.1
3,654	109	574	795	1,006	319	410	132	106	13	103	72	7	3	1	2	2	2.1
279	21	52	73	80	19	28	6										1.6
31		13	15	3													1.2
1								1									4.0
4		1				1	1	1									2.8
2		2															1.0
4		2	2														1.1
1				1													2.0
1					1												2.5
1				1													2.0
2				2													2.0
1			1														1.3
8			3	2	1		2										2.1
2			1		1												2.0
1			1														1.5
197	8	43	40	48	25	23	6	1		2	1						1.8
24	2	4	9	9													1.3
2			1					1									2.4
1	1																0.5
1						1											3.0
13	1	1	4	3				1	3								2.1
1				1													2.0
8	1	1	1	5													1.6
74	4	17	18	17	8	5	2	2		1							1.7
2			2														1.4
1		1															1.0

NOTE: Be sure to check for related offense codes when examining a particular type of crime. They may or may not be in sequential order or even on the same page.

**B2a** Commitments by Minimum Term Distribution for Men and Women — Non-Assaultive Offenses  
*Includes Additional Sentences Imposed*  
 Page Seven of Seven

74

		GRAND TOTALS	
		VIOLATIONS	
		ATTEMPTS	
		Max. Penalty	
752.1003	False Health Care Claims	4	
	ATTEMPTS		
752.543	Unlawful Assembly	5	
	ATTEMPTS		
752.811A	Break & Enter - Coin-Operated Device	3	
	ATTEMPTS		
752.863A	Firearms, Careless Use Of	MISD	
	ATTEMPTS		
769.12	Habitual Offender Fourth Felony	LIFE	
	ATTEMPTS		
800.281	Prisons - Contraband	5	
	ATTEMPTS		
800.2811	Prisons - Furnish Prisoner Contraband in Prison	5	
	ATTEMPTS		
800.2813	Prisons - Bringing Contraband Into	5	
	ATTEMPTS		
800.2814	Prisons - Prisoner Possessing Contraband	5	
	ATTEMPTS		
800.2834	Prisons - Prisoner Possessing Weapon	5	
	ATTEMPTS		

TOTAL	.5	1	1.5	2	2.5	3	3.5	4	4.5	5	10	15	20	25	>25	LIFE	AVG
3,933	130	626	868	1,086	338	438	138	106	13	103	72	7	3	1	2	2	2.1
3,654	109	574	795	1,006	319	410	132	106	13	103	72	7	3	1	2	2	2.1
279	21	52	73	80	19	28	6										1.6
1			1														1.2
2				1	1												2.2
6			3	3													1.7
1	1																0.5
2															2		50.0
1	1																0.2
2		1		1													1.5
5	1	2	1	1													1.1
1		1															1.0
30	3	17	6	2	1			1									1.2
3	3																0.5
20	2	9	4	2		2	1										1.4
8	3	3	1	1													0.9

**NOTES:** Be sure to check for related offense codes when examining a particular type of crime. They may or may not be in sequential order or even on the same page.

Largest minimum term is reported.

When minimum terms exceed maximum penalties, that may be due to anomalies in criminal justice practices, habitualized offenses, database errors, etc.

Each minimum term category is rounded up from the preceding category (for example, the ten-year category includes all minimums longer than five years up to exactly ten years).

Minimum term averages are based on raw data (with life sentences excluded from the calculations).

Source: Corrections Management Information System (CMIS)

# B2b Commitments by Minimum Term Distribution for Men and Women — Drug Offenses

*Includes Additional Sentences Imposed*  
Page One of Two

75

		GRAND TOTALS		
		VIOLATIONS		
		ATTEMPTS		
		Max. Penalty		
333.73413	Controlled Sub, Mfg, Imitation Of	2		
	ATTEMPTS			
333.7401	Controlled Sub, Mfg, Del, Poss	LIFE		
	ATTEMPTS			
333.74012A	Controlled Sub, Mfg, Del, Poss	LIFE		
	ATTEMPTS			
333.74012A1	Controlled Sub, Mfg, Del, Poss	LIFE		
	- 650 or More Grams	ATTEMPTS		
333.74012A2	Controlled Sub, Mfg, Del, Poss	30		
	225-649g	ATTEMPTS		
333.74012A3	Controlled Sub, Mfg, Del, Poss	20		
	50-224g	ATTEMPTS		
333.74012A4	Controlled Sub, Mfg, Del, Poss	20		
	<50 Grams	ATTEMPTS		
333.74012B	Controlled Sub, Mfg, Del, Poss,	7		
	Sch 1,2,3	ATTEMPTS		
333.74012B-A	Controlled Sub, Mfg, Del, Poss	7		
	(Sch 1,2,3)	ATTEMPTS		
333.74012B-B	Contr. Sub, Mfg, Del, Poss Subs	7		
	Added Sch 1,2,3	ATTEMPTS		
333.74012C	Contr. Sub, Mfg, Del, Poss, (Sch	4		
	4, or Added by Rule)	ATTEMPTS		
333.74012C-A	Controlled Sub, Mfg, Del, Poss,	4		
	(Sch 4)	ATTEMPTS		
333.74012D	Controlled Sub, Mfg, Del, Poss	2		
	(Sch 5)	ATTEMPTS		
333.74012D1	Controlled Sub, Mfg, Del, Poss,	15		
	45Kg+ Marijuana	ATTEMPTS		
333.74012D11	Controlled Sub, Mfg, Del, Poss	7		
	Marijuana 5 - <45Kg	ATTEMPTS		
333.74012D3	Controlled Sub, Mfg, Del, Poss,	4		
	Marijuana	ATTEMPTS		
333.74012E	Prescrip Forms/Official	20		
	Unlawful Mfg/Del	ATTEMPTS		
333.74022C	Controlled Sub, Counterfeit	4		
	Sch 4	ATTEMPTS		
333.74032A	Controlled Sub, Possession	LIFE		
	Narc. or Cocaine	ATTEMPTS		

TOTAL	.5	1	1.5	2	2.5	3	3.5	4	4.5	5	10	15	20	25	>25	LIFE	AVG
1,759	82	506	301	376	96	144	17	51	2	62	86	19	4	3	1	9	2.3
1,689	72	483	282	363	93	142	17	51	2	62	86	19	4	3	1	9	2.3
70	10	23	19	13	3	2											1.3
8	3	2	3														0.8
1			1														1.5
3		1	1	1													1.4
11											1		1	1	1	7	22.7
19				1		2				1	4	7	2	2			12.0
93		2	2	1		20	1	4	1	11	41	9	1				6.8
951	18	341	169	196	44	70	13	33	1	42	22	2					1.9
50	6	19	9	12	3	1											1.3
5		1		2		1		1									2.3
5				2	1		2										2.6
1			1														1.5
5				2	2	1											2.3
3		1		1		1											1.9
1			1														1.5
6				1	1			1		2	1						4.7
17		4	2	7	1	2				1							1.9
115	5	25	23	36	7	14		3			2						1.8
3		1	1			1											1.7
1						1											3.0
1		1															1.0
1											1						8.0

NOTE: Be sure to check for related offense codes when examining a particular type of crime. They may or may not be in sequential order or even on the same page.

# B2b Commitments by Minimum Term Distribution for Men and Women — Drug Offenses

*Includes Additional Sentences Imposed*

Page Two of Two

76

		GRAND TOTALS	
		VIOLATIONS	
		ATTEMPTS	
		Max. Penalty	
333.74032A1	Controlled Sub - Possession - 650 or More Grams	LIFE ATTEMPTS	
333.74032A2	Controlled Sub - Possession 225-649g	30 ATTEMPTS	
333.74032A3	Controlled Sub - Possession 50-224g	20 ATTEMPTS	
333.74032A4	Controlled Sub - Possession 25-49g	4 ATTEMPTS	
333.74032A5	Controlled Sub - Possession Less 25g	4 ATTEMPTS	
333.74032B	Controlled Sub - Possession Analogues, Sch 1-4	2 ATTEMPTS	
333.74032B-A	Controlled Sub - Possession/ Analogues	2 ATTEMPTS	
333.74032D	Controlled Sub - Poss Marijuana	1 ATTEMPTS	
333.74042A	Controlled Sub Use, Narcotic or Cocaine	1 ATTEMPTS	
333.7405D	Drug House, Maintain or Keep	2 ATTEMPTS	
333.74071C	Controlled Sub, Obtain by Fraud	4 ATTEMPTS	
333.7407A1-A	Controlled Sub - Attempted Felony	LIFE ATTEMPTS	

TOTAL	.5	1	1.5	2	2.5	3	3.5	4	4.5	5	10	15	20	25	>25	LIFE	AVG
1,759	82	506	301	376	96	144	17	51	2	62	86	19	4	3	1	9	2.3
1,689	72	483	282	363	93	142	17	51	2	62	86	19	4	3	1	9	2.3
70	10	23	19	13	3	2											1.3
2																2	0.0
3											2	1					10.0
17		1				1		1		4	10						7.0
8	1	4	1	1	1												1.2
1	1																0.5
382	41	92	65	110	35	27	1	8		1	2						1.6
13	3	3	6	1													1.0
1				1													2.0
3	1		2														1.1
12	1	6	5														1.0
2			2														1.2
5	2		3														1.0
6		1	1	1	1	2											1.9
3			3														1.2
1		1															0.8

**NOTES: Be sure to check for related offense codes when examining a particular type of crime. They may or may not be in sequential order or even on the same page.**

Largest minimum term is reported.

When minimum terms exceed maximum penalties, that may be due to anomalies in criminal justice practices, habitualized offenses, database errors, etc.

Each minimum term category is rounded up from the preceding category (for example, the ten-year category includes all minimums longer than five years up to exactly ten years).

Minimum term averages are based on raw data (with life sentences excluded from the calculations).

Source: Corrections Management Information System (CMIS)

# B2c Commitments by Minimum Term Distribution for Men and Women — Assaultive Offenses

*Includes Additional Sentences Imposed*  
Page One of Seven

77

		GRAND TOTALS
		VIOLATIONS
		ATTEMPTS
		Max. Penalty
257.602A2	Police Officer-Fleeing/Vehicle CD 4th Degree	2 ATTEMPTS
257.602A3	Police Officer-Fleeing/Vehicle CD 2nd Offense	4 ATTEMPTS
257.602A3-A	Police Officer - Fleeing - 3rd Deg. - Vehicle Code	5 ATTEMPTS
257.602A4-A	Police Officer - Fleeing - 2nd Deg. - Vehicle Code	10 ATTEMPTS
257.6254	Drive M.V. Addict/Intox Cause Death	15 ATTEMPTS
257.6255-A	OUIL - Causing Incapacitating Injury	5 ATTEMPTS
324.801765	Marine Safety, OUIL Cause Incap Inj	5 ATTEMPTS
333.5210	AIDS - Sexual Penetration with Uninformed Partner	4 ATTEMPTS
436.332	Alcohol - Sell/Furnish to Minor, Cause Death	10 ATTEMPTS
750.10A	Sexually Delinquent	LIFE ATTEMPTS
750.110A2	Home Invasion - 1st Degree	20 ATTEMPTS
750.136B	Child Abuse	15 ATTEMPTS
750.136B2	Child Abuse, 1st Degree	15 ATTEMPTS
750.136B3	Child Abuse, 2nd Degree	4 ATTEMPTS
750.136B4	Child Abuse, 3rd Degree	2 ATTEMPTS
750.145C	Child Abusive Commercial Activity	20 ATTEMPTS
750.145C2	Child Sexually Abusive Activity	20 ATTEMPTS
750.145N3	Abuse Vulnerable Adult - 3rd Degree	2 ATTEMPTS
750.157B2	Solicit to Murder	LIFE ATTEMPTS

TOTAL	.5	1	1.5	2	2.5	3	3.5	4	4.5	5	10	15	20	25	>25	LIFE	AVG
3,925	44	297	416	564	250	405	116	232	36	302	658	188	118	65	63	171	5.5
3,735	41	269	374	513	226	381	98	232	36	302	658	188	118	65	63	171	5.6
190	3	28	42	51	24	24	18										1.9
18		5	12	1													1.2
3		2		1													1.3
36	1	9	6	12	4	2	2										1.7
1				1													2.0
2				2													2.0
29	1	2	1	2	1	3	1	5		5	8						4.3
2				1		1											2.5
22		1	3	5	6	2	4			1							2.4
1			1														1.5
1							1										3.3
1								1									4.0
1				1													2.0
1				1													2.0
203	2	9	9	37	13	27	3	13	3	32	41	9	4	1			4.7
12		2	3	4		2	1										1.9
1				1													2.0
9				2						2	4				1		8.5
9			4	1	2	2											1.9
9	1	1	5			2											1.4
1											1						8.0
7				2		1		1	1	1	1						3.6
1		1															1.0
2							1			1							4.1

NOTE: Be sure to check for related offense codes when examining a particular type of crime. They may or may not be in sequential order or even on the same page.

# B2c Commitments by Minimum Term Distribution for Men and Women — Assaultive Offenses

*Includes Additional Sentences Imposed*  
Page Two of Seven

78

		GRAND TOTALS
		VIOLATIONS
		ATTEMPTS
		Max. Penalty
750.157C	Solicit, Minor to Commit Crime	LIFE ATTEMPTS
750.158	Sodomy	15 ATTEMPTS
750.197C	Assault Employee and/or Jail Through Violence	4 ATTEMPTS
750.206	Explosive, Place w/Int to Damage	25 ATTEMPTS
750.211	Explosives - Manufacture With Unlawful Intent	5 ATTEMPTS
750.211A2A	Explosives - Poss of Molotov Cocktail/Other Expl.	15 ATTEMPTS
750.211A2B	Explosives - Poss Molotov Cocktail Causing Damage	20 ATTEMPTS
750.213	Extortion	20 ATTEMPTS
750.224D2	Weapon, Using Self-defense Spray Device	2 ATTEMPTS
750.234A	Firearm, Discharge from a Motor Vehicle	4 ATTEMPTS
750.234B	Firearm, Discharge at Dwelling	4 ATTEMPTS
750.316	First Degree Murder	LIFE ATTEMPTS
750.316-A	Murder - 1st Degree - Premeditated	LIFE ATTEMPTS
750.316-B	Murder - Felony	LIFE ATTEMPTS
750.316-C	Murder - Open - Statutory Short Form	LIFE ATTEMPTS
750.317	Second Degree Murder	LIFE ATTEMPTS
750.321	Manslaughter	15 ATTEMPTS
750.321-A	Manslaughter - Statutory Short Form	15 ATTEMPTS
750.321-C	Manslaughter - Involuntary	15 ATTEMPTS

TOTAL	.5	1	1.5	2	2.5	3	3.5	4	4.5	5	10	15	20	25	>25	LIFE	AVG
3,925	44	297	416	564	250	405	116	232	36	302	658	188	118	65	63	171	5.5
3,735	41	269	374	513	226	381	98	232	36	302	658	188	118	65	63	171	5.6
190	3	28	42	51	24	24	18										1.9
1																1	0.0
1				1													2.0
48	1	16	7	11	5	5		1			2						1.9
6	1	4	1														0.9
1				1													2.0
2			1		1												1.8
3			1	1	1												1.9
1						1											3.0
5					1	1		1		1	1						4.9
2			2														1.4
1								1									4.0
8		4	2	1		1											1.4
11																11	0.0
66												1	1			64	17.5
1						1											3.0
32																32	0.0
14										1						13	5.0
165		1		2				1		1	25	29	34	27	29	16	20.4
16		1		2				4		1	8						5.7
43		1	2	2	2	7	1	3		6	15	2	2				5.9
21		1	1			2		2		3	10	2					6.4
1				1													2.0

NOTE: Be sure to check for related offense codes when examining a particular type of crime. They may or may not be in sequential order or even on the same page.

# B2c Commitments by Minimum Term Distribution for Men and Women — Assaultive Offenses

*Includes Additional Sentences Imposed*  
 Page Three of Seven

79

			GRAND TOTALS
			VIOLATIONS
			ATTEMPTS
			Max. Penalty
750.321-E	Manslaughter with Motor Vehicle	15	
	ATTEMPTS		
750.324	Negligent Homicide	2	
	ATTEMPTS		
750.329	Death, Firearm without Malice	15	
	ATTEMPTS		
750.335A	Indecent Exposure (Sexually Delinquent Person)	1	
	ATTEMPTS		
750.338B	Gross Indecency Male and Female - Commit/Procure	5	
	ATTEMPTS		
750.349	Kidnapping	LIFE	
	ATTEMPTS		
750.349A	Prisoner Taking a Hostage	LIFE	
	ATTEMPTS		
750.350	Kidnapping - Child Enticement	LIFE	
	ATTEMPTS		
750.377B	Mal Dest Police or Fire Dept Property	4	
	ATTEMPTS		
750.411H2B	Stalking a Minor	5	
	ATTEMPTS		
750.411I	Stalking, Aggravated	5	
	ATTEMPTS		
750.479	Resisting, Obstructing Officer	2	
	ATTEMPTS		
750.479-B	Police Officer - Resist & Obstruct	2	
	ATTEMPTS		
750.479A-B	Peace Officer-Resist Arrest Injury Inflicted	2	
	ATTEMPTS		
750.479A2	Police Officer - Fleeing - 4th Degree	2	
	ATTEMPTS		
750.479A3	Police Officer - Fleeing 3rd Degree	5	
	ATTEMPTS		
750.479A4	Police Officer - Fleeing - 2nd Offense	4	
	ATTEMPTS		
750.479A4-A	Police Officer - Fleeing (Penal Code) - 2nd Degree	10	
	ATTEMPTS		
750.479A5	Police Officer - Fleeing (Penal Code) Serious Injury	4	
	ATTEMPTS		

TOTAL	.5	1	1.5	2	2.5	3	3.5	4	4.5	5	10	15	20	25	>25	LIFE	AVG
3,925	44	297	416	564	250	405	116	232	36	302	658	188	118	65	63	171	5.5
3,735	41	269	374	513	226	381	98	232	36	302	658	188	118	65	63	171	5.6
190	3	28	42	51	24	24	18										1.9
14				4	1	1		1		2	5						4.6
1				1													2.0
7	1		4	1				1									1.6
1								1									3.8
1				1													1.7
5			2	1	1	1											2.1
1			1														1.2
22				2	1	1			1	1	4	3	4	3	1	1	12.4
2				2													2.0
2								1								1	4.0
1															1		40.0
1							1										3.3
18	1	2	4	6	3	2											1.8
1		1															1.0
3	1				1						1						4.2
39		5	11	12	3	7	1										1.9
4			1	3													1.6
4		3	1														1.0
84	9	22	29	14	3	4	1	2									1.4
5	1		3			1											1.4
22	1	8	8	2	1	2											1.4
1				1													2.0
115	4	20	32	32	11	9	3	3			1						1.8
2		1	1														1.2
4	1	1	1				1										1.3
2							1					1					4.2
1													1				15.0
1						1											3.0

NOTE: Be sure to check for related offense codes when examining a particular type of crime. They may or may not be in sequential order or even on the same page.

**B2c** Commitments by Minimum Term Distribution for Men and Women — Assaultive Offenses  
*Includes Additional Sentences Imposed*  
 Page Four of Seven

80

			GRAND TOTALS	
			VIOLATIONS	
			ATTEMPTS	
			Max. Penalty	
750.479B	Peace Officer, Disarming	10		
		ATTEMPTS		
750.479B2	Peace Officer - Disarming	10		
	Firearm	ATTEMPTS		
750.520	Criminal Sexual Conduct (CSC)	LIFE		
		ATTEMPTS		
750.520B	CSC - 1st Degree	LIFE		
		ATTEMPTS		
750.520B1A	CSC - 1st Degree -	LIFE		
	Person Under 13	ATTEMPTS		
750.520B1B	CSC - 1st Degree -	LIFE		
	Relationship	ATTEMPTS		
750.520B1C	CSC - 1st Degree -	LIFE		
	During Felony	ATTEMPTS		
750.520B1D	CSC - 1st Degree -	LIFE		
	Accomplices	ATTEMPTS		
750.520B1E	CSC - 1st Degree -	LIFE		
	Weapon Used	ATTEMPTS		
750.520B1F	CSC - 1st Degree -	LIFE		
	Personal Injury	ATTEMPTS		
750.520B1H	CSC - 1st Degree - Mentally	LIFE		
	Disabled-Relation	ATTEMPTS		
750.520C	CSC, 2nd Degree	15		
		ATTEMPTS		
750.520C1A	CSC - 2nd Degree -	15		
	Person Under 13	ATTEMPTS		
750.520C1B	CSC - 2nd Degree -	15		
	Relationship	ATTEMPTS		
750.520C1C	CSC - 2nd Degree -	15		
	During Felony	ATTEMPTS		
750.520C1D	CSC - 2nd Degree -	15		
	Accomplices	ATTEMPTS		
750.520C1E	CSC - 2nd Degree -	15		
	Weapon Used	ATTEMPTS		
750.520C1F	CSC - 2nd Degree -	15		
	Personal Injury	ATTEMPTS		
750.520C1G	CSC - 2nd Degree - Injury	15		
	to Incap. Victim	ATTEMPTS		

TOTAL	.5	1	1.5	2	2.5	3	3.5	4	4.5	5	10	15	20	25	>25	LIFE	AVG
3,925	44	297	416	564	250	405	116	232	36	302	658	188	118	65	63	171	5.5
3,735	41	269	374	513	226	381	98	232	36	302	658	188	118	65	63	171	5.6
190	3	28	42	51	24	24	18										1.9
2			1	1													1.6
3				1		1						1					6.6
5		2	1	1			1										1.7
1							1										3.2
36						1		1	2	2	11	9	6		2	2	12.8
1			1														1.5
165		1		1		6	6	5		16	56	29	16	9	10	10	12.4
3			1	2													1.8
30		1	1	1		1				1	13	3	4	4	1		12.9
1		1															1.0
7						1						2	2		1	1	17.3
4											3				1		13.0
12											3	1	1	2	2	3	19.9
20								2			4	4	3	3	2	2	16.9
1					1												2.5
1				1													2.0
38		1	1	4	1	6	2	3		10	9	1					4.8
2				2													2.0
173		2	8	26	10	23	8	17	1	25	47	5	1				4.8
23			2	10	2	6	3										2.4
34		1	2	4	2	7	1	4	1	4	6	1	1				4.4
2				1			1										2.5
4					1	1		2									3.3
1						1											3.0
1											1						5.9
1							1										3.3
12				2	2	3		3		1			1				4.5
1				1													1.6

NOTE: Be sure to check for related offense codes when examining a particular type of crime. They may or may not be in sequential order or even on the same page.



**B2c** Commitments by Minimum Term Distribution for Men and Women — Assaultive Offenses  
*Includes Additional Sentences Imposed*  
 Page Five of Seven

81

			GRAND TOTALS	
			VIOLATIONS	
			ATTEMPTS	
			Max. Penalty	
750.520C1H	CSC - 2nd Degree - Mentally Disabled-Relation	15 ATTEMPTS		
750.520D	CSC, 3rd Degree	15 ATTEMPTS		
750.520D1A	CSC - 3rd Degree - Person 13 Through 15	15 ATTEMPTS		
750.520D1B	CSC - 3rd Degree - Force or Coercion	15 ATTEMPTS		
750.520D1C	CSC - 3rd Degree - Incapacitated Victim	15 ATTEMPTS		
750.520D1D	CSC - 3rd Degree - Incest	15 ATTEMPTS		
750.520E	CSC, 4th Degree	2 ATTEMPTS		
750.520E1A	CSC - 4th Degree - Force or Coercion	2 ATTEMPTS		
750.520E1A-A	CSC - 4th Degree - Victim 13 Through 15	2 ATTEMPTS		
750.520E1B	CSC - 4th Degree - Incapacitated Victim	2 ATTEMPTS		
750.520E1G	CSC - 4th Degree - Incest	2 ATTEMPTS		
750.520F	CSC - 2nd Offense	LIFE ATTEMPTS		
750.520G1	CSC - Assault With Intent to Commit CSC	10 ATTEMPTS		
750.520G2	Asslt W/Intent to Commit CSC 2nd Degree	5 ATTEMPTS		
750.529	Robbery Armed	LIFE ATTEMPTS		
750.529A	Car Jacking	LIFE ATTEMPTS		
750.530	Robbery Unarmed	15 ATTEMPTS		
750.531	Robbery, Bank/Safe/Vault	LIFE ATTEMPTS		
750.531-A	Bank Robbery	LIFE ATTEMPTS		

TOTAL	.5	1	1.5	2	2.5	3	3.5	4	4.5	5	10	15	20	25	>25	LIFE	AVG
3,925	44	297	416	564	250	405	116	232	36	302	658	188	118	65	63	171	5.5
3,735	41	269	374	513	226	381	98	232	36	302	658	188	118	65	63	171	5.6
190	3	28	42	51	24	24	18										1.9
3					1		1				1						4.3
1		1															1.0
47				8	2	6		5		4	20	2					5.8
7		2	1	1	2	1											1.9
132	1	14	7	13	9	17	6	11		16	34	2	1			1	4.3
33		1	6	10	11	3	2										2.1
50			3	5	4	3	2	4		9	15	4		1			6.0
9			1	3	3	1	1										2.3
11			3	2	1	1				1	3						3.7
3			1	1			1										2.2
15				1			1			5	7	1					7.0
1							1										3.3
9		1	7			1											1.4
29		8	19		1			1									1.3
11	1	5	4		1												1.1
3		2	1														1.0
1			1														1.3
2										1			1				12.5
52		1	5	10	3	12	1	8		4	7				1		4.0
2					1		1										2.9
16		1	4	3	3	1	4										2.2
2		1	1														1.3
462	2	22	22	41	30	48	16	44	15	46	113	33	18	6	4	2	6.0
1		1															1.0
73		3	6	7	5	9	2	5	1	8	20	3	2	2			5.7
2			2														1.4
180		5	16	33	17	26	3	18	1	28	31	2					3.8
6		1		2		1	2										2.4
3											2			1			12.6
42		1	7	5	1	9	2	3		4	6	3	1				4.7

NOTE: Be sure to check for related offense codes when examining a particular type of crime. They may or may not be in sequential order or even on the same page.

**B2c** Commitments by Minimum Term Distribution for Men and Women — Assaultive Offenses  
*Includes Additional Sentences Imposed*  
 Page Six of Seven

82

		GRAND TOTALS	
		VIOLATIONS	
		ATTEMPTS	
		Max. Penalty	
750.531B	Robbery, Safe Breaking	LIFE	
		ATTEMPTS	
750.72	Burning Dwelling House	20	
		ATTEMPTS	
750.72-A	Arson - Dwelling House	20	
		ATTEMPTS	
750.72-B	Arson - Dwelling House	Curtilage 20	
		ATTEMPTS	
750.73	Arson - Real Property	10	
		ATTEMPTS	
750.74B	Arson - Personal Property	4	
	Over \$50	ATTEMPTS	
750.741C1	Arson - Personal Property	5	
	Betw \$1K & <\$20K	ATTEMPTS	
750.75	Arson - Insured Property	10	
		ATTEMPTS	
750.77	Arson - Preparing to Burn	10	
		ATTEMPTS	
750.77-B	Arson - Prepare to Burn Real or	4	
	Personal Prop >\$50	ATTEMPTS	
750.81	Assault or Assault and Battery	2	
		ATTEMPTS	
750.812	Domestic Violence	MISD	
		ATTEMPTS	
750.814	Domestic Violence -	2	
	3rd Offense	ATTEMPTS	
750.81A	Assault & Inflict Serious Injury	1	
		ATTEMPTS	
750.81A3	Domestic Violence - Aggravated	2	
	2nd Offense	ATTEMPTS	
750.82	Felonious Assault	4	
		ATTEMPTS	
750.83	Asslt W/Int to Commit Murder	LIFE	
		ATTEMPTS	
750.84	Asslt W/Int Gr Bod Hrm Less	10	
	Murder	ATTEMPTS	
750.86	Assault W/Intent to Maim	10	
		ATTEMPTS	

TOTAL	.5	1	1.5	2	2.5	3	3.5	4	4.5	5	10	15	20	25	>25	LIFE	AVG
3,925	44	297	416	564	250	405	116	232	36	302	658	188	118	65	63	171	5.5
3,735	41	269	374	513	226	381	98	232	36	302	658	188	118	65	63	171	5.6
190	3	28	42	51	24	24	18										1.9
13	1		1	1		3					4	1			1	1	6.9
1		1															0.6
5		1			1			1			2						3.7
25			3	7	1	1	1	3		3	4	2					4.3
1						1											3.0
3			1			1				1							3.1
22		2	2	8	2	2	1	1		1	1		1			1	3.4
1	1																0.5
2				1							1						4.5
1			1														1.3
2			1	1													1.6
1			1														1.5
1	1																0.3
6		1	3	1		1											1.6
1				1													2.0
1	1																0.5
2		1			1												1.7
34		8	14	7	3	1					1						1.6
1		1															1.0
7		2	5														1.2
286	9	51	57	100	32	29	1	2		4	1						1.8
24		8	16														1.1
102		3		1		2	3	2	1	7	33	24	9	5	5	7	11.9
1						1											3.0
264	1	11	14	41	22	56	11	30	4	25	41	3	2	1	1	1	4.1
14		1	1	2	4	4	2										2.4
1										1							5.0

NOTE: Be sure to check for related offense codes when examining a particular type of crime. They may or may not be in sequential order or even on the same page.

# B2c Commitments by Minimum Term Distribution for Men and Women — Assaultive Offenses

*Includes Additional Sentences Imposed*  
 Page Seven of Seven

		GRAND TOTALS	
		VIOLETIONS	
		ATTEMPTS	
		Max. Penalty	
750.88	Asslt W/Intent to Rob & Steal Unarmed	15 ATTEMPTS	
750.89	Asslt W/Intent to Rob & Steal Armed	LIFE ATTEMPTS	
750.91	Attempt to Murder	LIFE ATTEMPTS	
752.191	Felonious Driving	2 ATTEMPTS	
752.541	Riot	10 ATTEMPTS	
752.861	Weapons - Firearms, Careless Use Causing Inj/Death	2 ATTEMPTS	

TOTAL	.5	1	1.5	2	2.5	3	3.5	4	4.5	5	10	15	20	25	>25	LIFE	AVG
3,925	44	297	416	564	250	405	116	232	36	302	658	188	118	65	63	171	5.5
3,735	41	269	374	513	226	381	98	232	36	302	658	188	118	65	63	171	5.6
190	3	28	42	51	24	24	18										1.9
25		1		3	5	2	1	6		3	3	1					4.1
93		2	1	8	3	13	5	8	5	14	26	4	3			1	5.6
1						1		1									3.0
4					1		1	1			1						4.3
1			1														1.3
1		1															0.8
1			1														1.3

83

**NOTES: Be sure to check for related offense codes when examining a particular type of crime. They may or may not be in sequential order or even on the same page.**

Largest minimum term is reported.

When minimum terms exceed maximum penalties, that may be due to anomalies in criminal justice practices, habitualized offenses, database errors, etc.

Each minimum term category is rounded up from the preceding category (for example, the ten-year category includes all minimums longer than five years up to exactly ten years).

Minimum term averages are based on raw data (with life sentences excluded from the calculations).

Source: Corrections Management Information System (CMIS)

**B3 Commitments by Minimum Term Distribution for Women — All Offenses**  
*Includes Additional Sentences Imposed*  
 Page One of Six

84

			GRAND TOTALS
			VIOLATIONS
			ATTEMPTS
			Max. Penalty
257.254	MV Code - Intent to Pass False Title	10	ATTEMPTS
257.602A2	Police Officer-Fleeing/Vehicle CD 4th Degree	2	ATTEMPTS
257.602A3	Police Officer-Fleeing/Vehicle CD 2nd Offense	4	ATTEMPTS
257.617	Leave Scene Serious Personal Inj. Accident	5	ATTEMPTS
257.6251-A	OUIL	MISD	ATTEMPTS
257.6254	Drive M.V. Addict/Intox Cause Death	15	ATTEMPTS
257.6255-A	OUIL - Causing Incapacitating Injury	5	ATTEMPTS
257.6256D	OUIL - 3rd Offense	5	ATTEMPTS
257.903	Motor Vehicle Code, False ID	5	ATTEMPTS
333.74012A3	Controlled Sub, Mfg, Del, Poss 50-224g	20	ATTEMPTS
333.74012A4	Controlled Sub, Mfg, Del, Poss <50 Grams	20	ATTEMPTS
333.74012C-A	Controlled Sub, Mfg, Del, Poss, (Sch 4)	4	ATTEMPTS
333.74012D3	Controlled Sub, Mfg, Del, Poss, Marijuana	4	ATTEMPTS
333.74032A4	Controlled Sub - Possession 25-49g	4	ATTEMPTS
333.74032A5	Controlled Sub - Possession Less 25g	4	ATTEMPTS
333.74032B-A	Controlled Sub - Possession/ Analogues	2	ATTEMPTS
400.601-B	Welfare Fraud \$500 Up	4	ATTEMPTS
400.602-B	Welfare Fraud Fail to Inform \$500 or More	4	ATTEMPTS
750.110	Break & Enter Occupied Dwelling	15	ATTEMPTS

TOTAL	.5	1	1.5	2	2.5	3	3.5	4	4.5	5	10	15	20	25	>25	LIFE	AVG
675	24	141	142	152	50	64	13	19	4	25	26	9	2			4	2.3
630	19	135	130	141	46	58	12	19	4	25	26	9	2			4	2.4
45	5	6	12	11	4	6	1										1.7
1			1														1.5
1			1														1.3
1				1													2.0
1							1										3.2
2			1	1													1.6
1						1											3.0
1				1													2.0
1					1												2.5
22		1	8	8	1	3	1										1.9
1	1																0.5
2											2						8.0
80	2	37	13	13	3	7		3		2							1.6
2			1	1													1.7
1		1															1.0
4		1	2			1											1.6
1	1																0.3
51	3	15	7	15	6	3		2									1.6
1	1																0.5
1		1															1.0
1				1													2.0
1			1														1.3
7		1	1	4		1											1.9
1				1													2.0

NOTE: Be sure to check for related offense codes when examining a particular type of crime. They may or may not be in sequential order or even on the same page.

**B3 Commitments by Minimum Term Distribution for Women — All Offenses**  
*Includes Additional Sentences Imposed*  
 Page Two of Six

85

	GRAND TOTALS		
	VIOLATIONS		
	ATTEMPTS		
	Max. Penalty		
750.110-A	Break & Enter - Unoccup. Bldg. w/Intent	10	ATTEMPTS
750.110A2	Home Invasion - 1st Degree	20	ATTEMPTS
750.110A3	Home Invasion - 2nd Degree	15	ATTEMPTS
750.116	Possession of Burglars Tools	10	ATTEMPTS
750.131A	Checks w/o Account or w/o Suff Funds	2	ATTEMPTS
750.131A1	Check - No Account	2	ATTEMPTS
750.131A2	Check - 3 Non-Sufficient Funds Within 10 Days	2	ATTEMPTS
750.1313C	Check - Non-Sufficient Funds - \$500 or More	2	ATTEMPTS
750.136B2	Child Abuse, 1st Degree	15	ATTEMPTS
750.136B3	Child Abuse, 2nd Degree	4	ATTEMPTS
750.136B4	Child Abuse, 3rd Degree	2	ATTEMPTS
750.145C2	Child Sexually Abusive Activity	20	ATTEMPTS
750.145N3	Abuse Vulnerable Adult - 3rd Degree	2	ATTEMPTS
750.157B2	Solicit to Murder	LIFE	ATTEMPTS
750.157N1	Financial Transaction Device - Poss w/o Consent	4	ATTEMPTS
750.157N2	Financial Transaction Device - Poss Fraudulent One	4	ATTEMPTS
750.157P	Credit Cards - Illegal Poss with Intent to Sell/Use	4	ATTEMPTS
750.157Q	Credit Card Illegal Sale/Use	4	ATTEMPTS
750.157W	Financial Trans W/Intent Defraud	10	ATTEMPTS

TOTAL	.5	1	1.5	2	2.5	3	3.5	4	4.5	5	10	15	20	25	>25	LIFE	AVG
675	24	141	142	152	50	64	13	19	4	25	26	9	2			4	2.3
630	19	135	130	141	46	58	12	19	4	25	26	9	2			4	2.4
45	5	6	12	11	4	6	1										1.7
1					1												2.5
7	1		1		1	1			1	2							3.0
16		1	3	1	4	3		1		1	2						3.4
3			1	2													1.8
1				1													1.9
1			1														1.3
3			2	1													1.6
3		1	2														1.2
2		2															0.7
1											1						10.0
1				1													1.9
1						1											2.7
1				1													2.0
1		1															1.0
2							1			1							4.1
5		1	2	2													1.5
1			1														1.3
2			2														1.3
1				1													2.0
2				2													2.0
1				1													2.0

NOTE: Be sure to check for related offense codes when examining a particular type of crime. They may or may not be in sequential order or even on the same page.

# B3 Commitments by Minimum Term Distribution for Women — All Offenses

*Includes Additional Sentences Imposed*

Page Three of Six

98

		GRAND TOTALS	
		VIOLATIONS	
		ATTEMPTS	
		Max. Penalty	
750.158	Sodomy	15	
		ATTEMPTS	
750.174	Embezzle - Agt, Serv, Emp, Trustee	10	
		ATTEMPTS	
750.174-B	Embezzlement - Agent or Trustee Over \$100	10	
		ATTEMPTS	
750.1744A	Embezzlement - Agent or Trustee Betw \$1K & <\$20K	5	
		ATTEMPTS	
750.181	Embezzlement - Jointly Held Property	10	
		ATTEMPTS	
750.193	Break, Esc. or Att to Break, Esc. Prison	5	
		ATTEMPTS	
750.197C	Assault Employee and/or Escape Jail Through Violence	4	
		ATTEMPTS	
750.1972	Escape - Awaiting Trial for Felony	4	
		ATTEMPTS	
750.199A	Absconding or Forfeiting Bond	4	
		ATTEMPTS	
750.206	Explosive, Place w/Int to Damage	25	
		ATTEMPTS	
750.218	False Pretenses W/Int to Defraud	10	
		ATTEMPTS	
750.218-B	False Pretenses - Over \$100	10	
		ATTEMPTS	
750.2184A	False Pretenses - \$1,000 Or More, Less Than \$20,000	5	
		ATTEMPTS	
750.224A	Weapons, Taser, Sale/Poss	4	
		ATTEMPTS	
750.224D2	Weapon, Using Self-defense Spray Device	2	
		ATTEMPTS	
750.224F	Weapon, Poss by a Felon	5	
		ATTEMPTS	
750.227	Carrying Concealed Weapons	5	
		ATTEMPTS	
750.227B	Felony Firearm	10	
		ATTEMPTS	
750.227B-A	Weapons - Felony Firearm	2	
		ATTEMPTS	

TOTAL	.5	1	1.5	2	2.5	3	3.5	4	4.5	5	10	15	20	25	>25	LIFE	AVG
675	24	141	142	152	50	64	13	19	4	25	26	9	2			4	2.3
630	19	135	130	141	46	58	12	19	4	25	26	9	2			4	2.4
45	5	6	12	11	4	6	1										1.7
1				1													2.0
3		2		1													1.3
17		6	3	5		2				1							1.8
1		1															1.0
1				1													2.0
1							1										3.3
11	1	6		4													1.3
3		2	1														1.0
1			1														1.2
3	1				1	1											1.9
1	1																0.5
1				1													2.0
7		1	2	1	2	1											1.9
1					1												2.5
1	1																0.5
1			1														1.5
1	1																0.4
1				1													2.0
1				1													2.0
1				1													2.0

NOTE: Be sure to check for related offense codes when examining a particular type of crime. They may or may not be in sequential order or even on the same page.

**B3 Commitments by Minimum Term Distribution for Women — All Offenses**  
*Includes Additional Sentences Imposed*  
 Page Four of Six

87

		GRAND TOTALS	
		VIOLATIONS	
		ATTEMPTS	
		Max. Penalty	
750.248	Forgery of Records, Other Instruments	14 ATTEMPTS	
750.249	Uttering & Publishing	14 ATTEMPTS	
750.316-A	Murder - 1st Degree - Premeditated	LIFE ATTEMPTS	
750.316-B	Murder - Felony	LIFE ATTEMPTS	
750.316-C	Murder - Open - Statutory Short Form	LIFE ATTEMPTS	
750.317	Second Degree Murder	LIFE ATTEMPTS	
750.321	Manslaughter	15 ATTEMPTS	
750.321-A	Manslaughter - Statutory Short Form	15 ATTEMPTS	
750.321-C	Manslaughter - Involuntary	15 ATTEMPTS	
750.321-E	Manslaughter with Motor Vehicle	15 ATTEMPTS	
750.324	Negligent Homicide	2 ATTEMPTS	
750.338B	Gross Indecency Male & Female - Commit/Procure	5 ATTEMPTS	
750.349	Kidnapping	LIFE ATTEMPTS	
750.356-A	Larceny - Over \$100	5 ATTEMPTS	
750.356A1	Larceny - From a Motor Vehicle	5 ATTEMPTS	
750.356C	Retail Fraud - 1st Degree	5 ATTEMPTS	
750.357	Larceny from Person	10 ATTEMPTS	
750.360	Larceny in Building	4 ATTEMPTS	
750.362-A	Larceny - By Conversion Over \$100	5 ATTEMPTS	

TOTAL	.5	1	1.5	2	2.5	3	3.5	4	4.5	5	10	15	20	25	>25	LIFE	AVG
675	24	141	142	152	50	64	13	19	4	25	26	9	2			4	2.3
630	19	135	130	141	46	58	12	19	4	25	26	9	2			4	2.4
45	5	6	12	11	4	6	1										1.7
11			2	3	2	1	2	1									2.5
2			1			1											2.2
57	2	3	16	20	6	6	1	2		1							2.0
14	1	2	2	4	2	3											1.9
2													1			1	20.0
1						1											3.0
2																2	0.0
2										1						1	5.0
9											3	6					12.0
2		1									1						3.2
9			1		2	3		1		1	1						3.4
5		1	1							1	2						4.3
2				1							1						4.7
1			1														1.3
1			1														1.5
1													1				17.0
6		1	3	1		1											1.7
1			1														1.5
1				1													2.0
71	1	23	27	15	1	4											1.4
10		2	2		2	1		2		1							2.6
2			1		1												2.0
17		3	5	6	1	1				1							1.8
1			1														1.1

NOTE: Be sure to check for related offense codes when examining a particular type of crime. They may or may not be in sequential order or even on the same page.

# B3 Commitments by Minimum Term Distribution for Women — All Offenses

*Includes Additional Sentences Imposed*

Page Five of Six

88

	GRAND TOTALS																		
	VIOLATIONS	675	24	141	142	152	50	64	13	19	4	25	26	9	2			4	2.3
	ATTEMPTS	630	19	135	130	141	46	58	12	19	4	25	26	9	2			4	2.4
	Max. Penalty	45	5	6	12	11	4	6	1										1.7
750.413	Unlawfully Driving Away an Automobile	5																	1.1
	ATTEMPTS		1			1													1.7
750.414	Unlawful Use Auto w/o Int to Steal	2																	1.2
	ATTEMPTS			1	3														
750.422	Perjury, Court Proceeding	15																	1.0
	ATTEMPTS			1															
750.451-B	Prostitution - 3rd Offense	2																	1.1
	ATTEMPTS			2	2														
750.479	Resisting, Obstructing Officer	2																	1.0
	ATTEMPTS			1															
750.479-B	Police Officer - Resist & Obstruct	2																	1.0
	ATTEMPTS		6	2	3		1												
750.479A3	Police Officer - Fleeing 3rd Degree	5																	1.6
	ATTEMPTS		3		1	1			1										
750.479A5	Police Officer - Fleeing (Penal Code) Serious Injury	4																	3.0
	ATTEMPTS		1						1										
750.505-B	Accessory after the Fact to Felony	5																	1.9
	ATTEMPTS		1			1													
750.520B	CSC - 1st Degree	LIFE											1						10.0
	ATTEMPTS		1																
750.520B1A	CSC - 1st Degree - Person Under 13	LIFE											2						9.0
	ATTEMPTS		2																
750.520C1A	CSC - 2nd Degree - Person Under 13	15																	3.2
	ATTEMPTS		2					1	1										
750.520C1B	CSC - 2nd Degree - Relationship	15																	3.0
	ATTEMPTS		1						1										
750.520D	CSC, 3rd Degree	15																	2.5
	ATTEMPTS		1				1												
750.520D1A	CSC - 3rd Degree - Person 13 Through 15	15											2						3.4
	ATTEMPTS		5		2		1												
750.520E	CSC, 4th Degree	2																	1.0
	ATTEMPTS		1		1														
750.520E1G	CSC - 4th Degree - Incest	2																	1.2
	ATTEMPTS		2		1	1													
750.529	Robbery Armed	LIFE																	3.9
	ATTEMPTS		28			5	4	5	2	1	2	5	3	1					
750.529A	Car Jacking	LIFE																	3.8
	ATTEMPTS		3				1			1		1							

TOTAL	.5	1	1.5	2	2.5	3	3.5	4	4.5	5	10	15	20	25	>25	LIFE	AVG
675	24	141	142	152	50	64	13	19	4	25	26	9	2			4	2.3
630	19	135	130	141	46	58	12	19	4	25	26	9	2			4	2.4
45	5	6	12	11	4	6	1										1.7
2	1			1													1.1
1				1													1.7
4		1	3														1.2
1		1															1.0
4		2	2														1.1
1		1															1.0
6	2	3		1													1.0
3		1	1		1												1.6
1						1											3.0
1				1													1.9
1											1						10.0
2											2						9.0
2							1	1									3.2
1							1										3.0
1																	2.5
5		2		1							2						3.4
1		1															1.0
2		1	1														1.2
28				5	4	5	2	1	2	5	3	1					3.9
3					1			1		1							3.8

NOTE: Be sure to check for related offense codes when examining a particular type of crime. They may or may not be in sequential order or even on the same page.



# B3 Commitments by Minimum Term Distribution for Women — All Offenses

*Includes Additional Sentences Imposed*

Page Six of Six

89

		GRAND TOTALS
		VIOLATIONS
		ATTEMPTS
		Max. Penalty
750.530	Robbery Unarmed	15 ATTEMPTS
750.531-A	Bank Robbery	LIFE ATTEMPTS
750.535-A	Stolen Property - Receive & Conc over \$100	5 ATTEMPTS
750.5353A	Stolen Property - Rec & Conc Betw \$1K & <\$20K	5 ATTEMPTS
750.72	Burning Dwelling House	20 ATTEMPTS
750.72-A	Arson - Dwelling House	20 ATTEMPTS
750.72-B	Arson - Dwelling House Curtilage	20 ATTEMPTS
750.73	Arson - Real Property	10 ATTEMPTS
750.77-B	Arson - Prepare to Burn Real or Personal Prop >\$50	4 ATTEMPTS
750.82	Felonious Assault	4 ATTEMPTS
750.83	Asslt W/Int to Commit Murder	LIFE
750.84	Asslt W/Int Gr Bod Hrm Less Murder	10
750.89	Asslt W/Intent to Rob & Steal Armed	LIFE
750.91	Attempt to Murder	LIFE
800.281	Prisons - Contraband	5
800.2814	Prisons - Prisoner Possessing Contraband	5 ATTEMPTS

TOTAL	.5	1	1.5	2	2.5	3	3.5	4	4.5	5	10	15	20	25	>25	LIFE	AVG
675	24	141	142	152	50	64	13	19	4	25	26	9	2			4	2.3
630	19	135	130	141	46	58	12	19	4	25	26	9	2			4	2.4
45	5	6	12	11	4	6	1										1.7
10		1		2	1	1		1		3	1						3.8
3						2		1									3.3
6				2		2	1			1							3.0
1				1													1.7
5		1	1	1		1		1									2.2
1								1									4.0
1										1							5.0
1			1														1.3
1				1													2.0
1	1																0.5
1			1														1.5
20	1	4	6	6	2	1											1.6
3		2	1														1.0
7							1			1	3	2					8.5
6		1	1			1	1	1	1								2.9
1		1															1.0
3				1	1	1											2.4
2					1						1						5.0
1																	0.2
1	1																0.6

**NOTES:** Be sure to check for related offense codes when examining a particular type of crime. They may or may not be in sequential order or even on the same page.

Largest minimum term is reported.

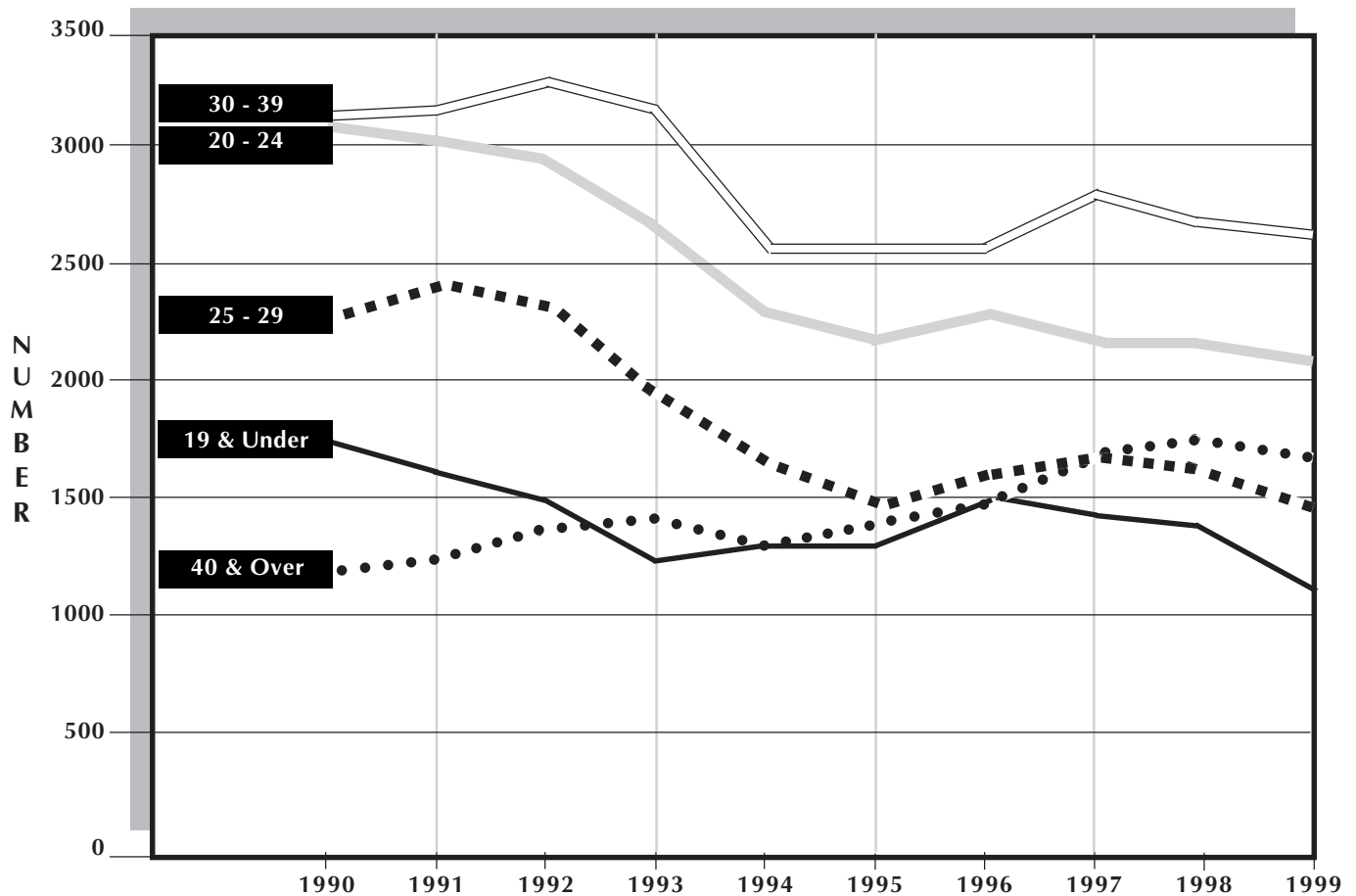
When minimum terms exceed maximum penalties, that may be due to anomalies in criminal justice practices, habitualized offenses, database errors, etc.

Each minimum term category is rounded up from the preceding category (for example, the ten-year category includes all minimums longer than five years up to exactly ten years).

Minimum term averages are based on raw data (with life sentences excluded from the calculations).

Source: Corrections Management Information System (CMIS)

## B4a Commitments by Age for Men, 1990 - 1999



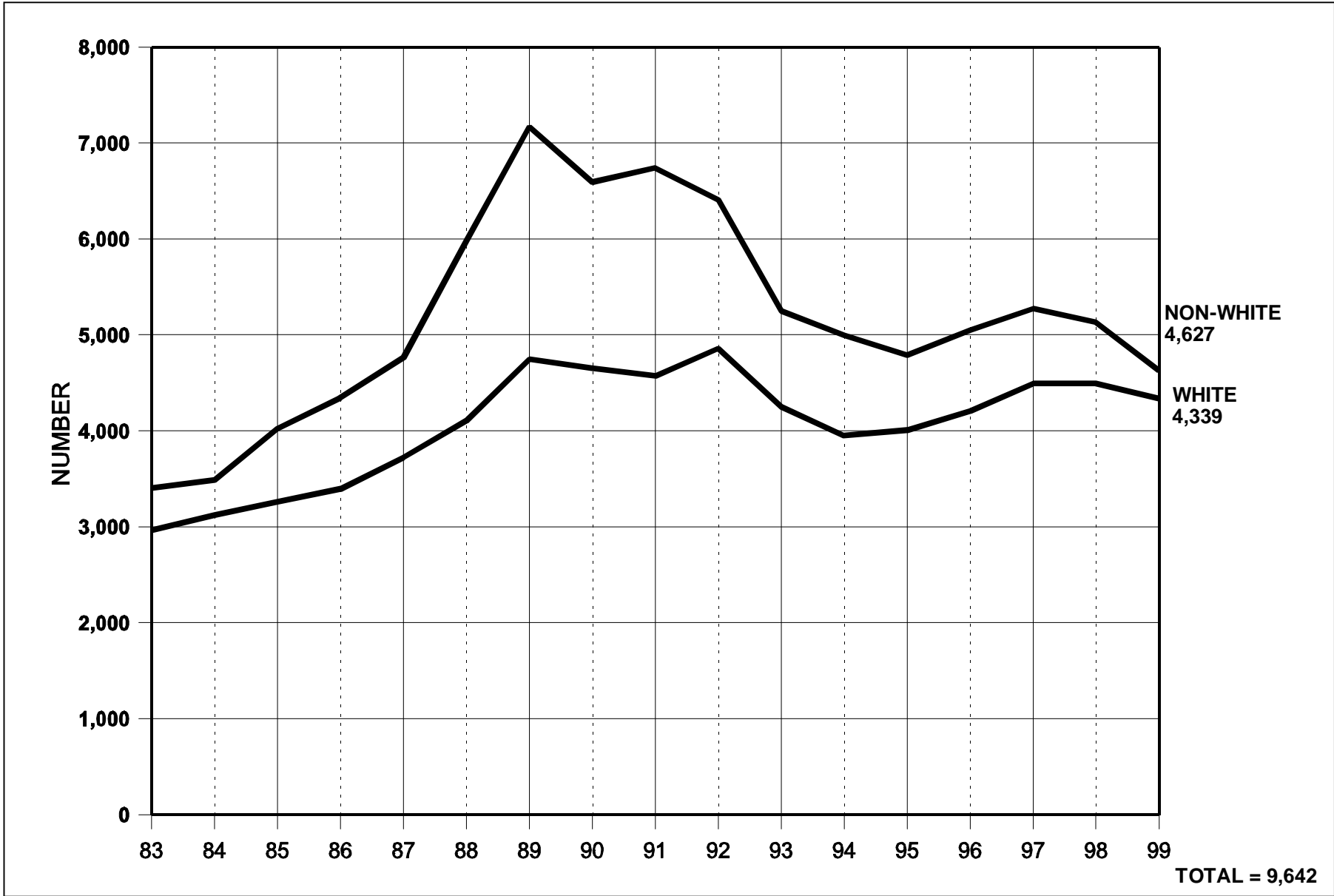
## B4b Commitments by Age, Race and Sex as of December 1999

Age Group	TOTAL COMMITMENTS		MALE COMMITMENTS						FEMALE COMMITMENTS					
	Count	PCNT	Total Male		White		Non-White		Total Female		White		Non-White	
			Count	PCNT	Count	PCNT	Count	PCNT	Count	PCNT	Count	PCNT	Count	PCNT
19 and Under	1,119	11.6	1,090	12.2	501	5.6	589	6.6	29	4.3	18	2.7	11	1.6
20 - 24	2,134	22.1	2,048	22.8	941	10.5	1,107	12.3	86	12.7	37	5.5	49	7.2
25 - 29	1,585	16.4	1,474	16.4	604	6.7	870	9.7	111	16.4	56	8.3	55	8.1
30 - 39	2,923	30.3	2,646	29.5	1,393	15.5	1,253	14.0	277	41.0	139	20.6	138	20.4
40 and Over	1,881	19.5	1,708	19.0	900	10.0	808	9.0	173	25.6	77	11.4	96	14.2
Totals*	9,655	100.0	8,966	100.0	4,339	48.4	4,627	51.6	676	100.0	327	48.4	349	51.6
SUBTOTALS AS PERCENT OF TOTAL	100.0		93.0		45.0		48.0		7.0		3.4		3.6	

SOURCE: Corrections Management Information System (CMIS). \*Cases with Insufficient Information = 13 (excluded from % calculations).

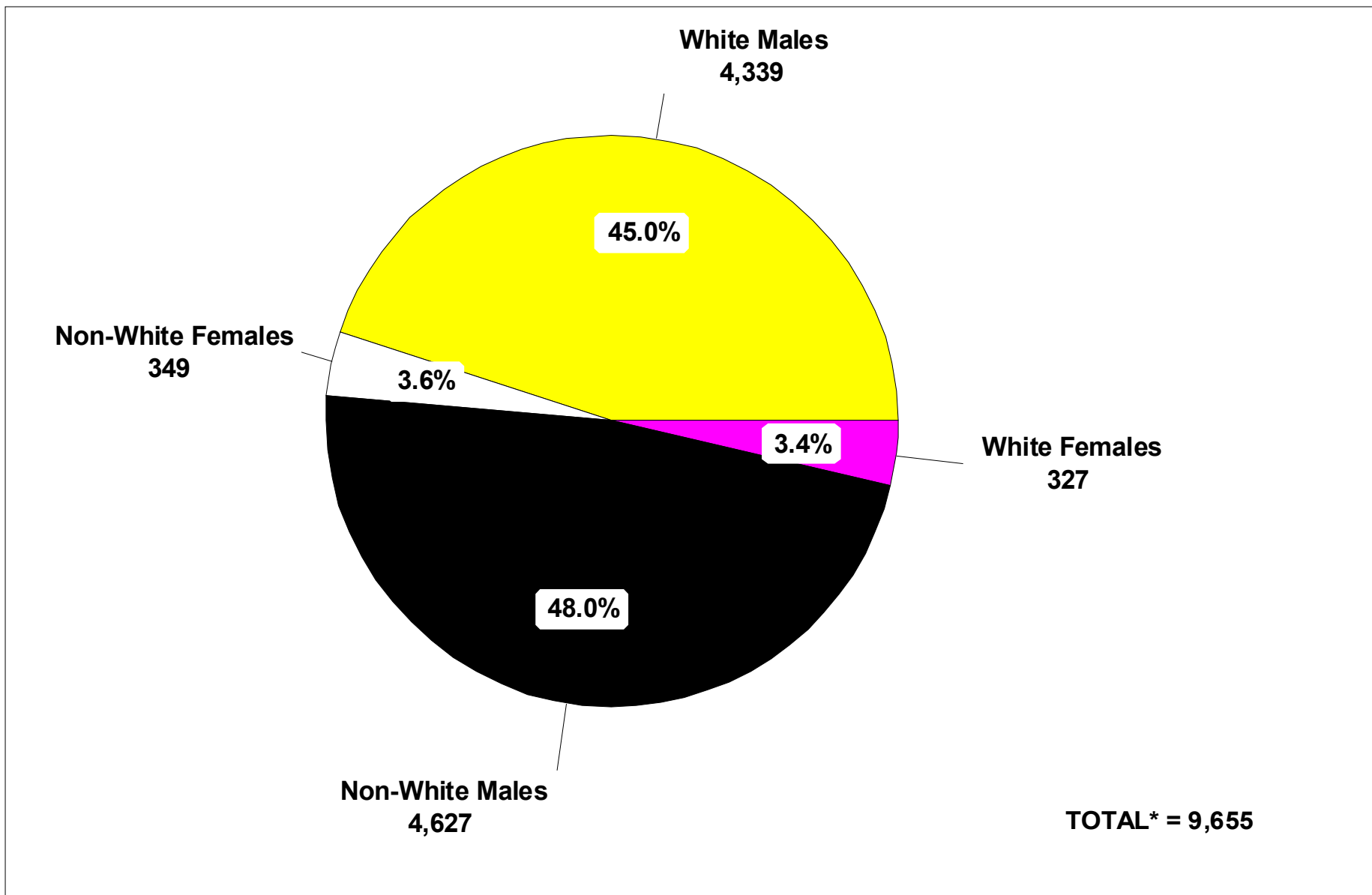
# B5 a Commitments by Race for Men, 1983 - 1999

91



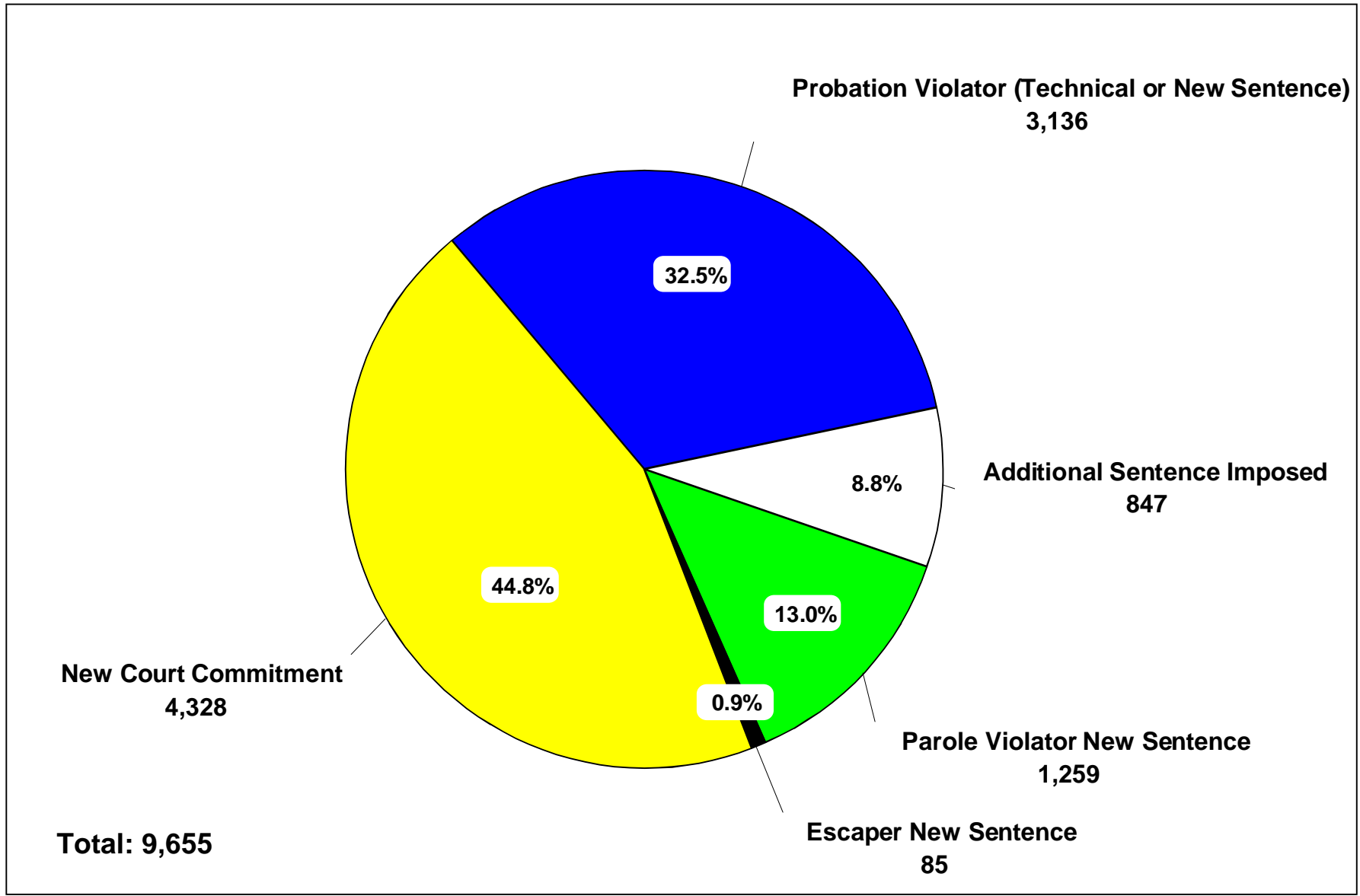
Source: Corrections Management Information System (CMIS).

# B5b Total 1999 Commitments by Race and Gender



Source: Corrections Management Information System (CMIS)  
Cases with insufficient information = 13. (Excluded from % calculations.)

**B6** 1999 Prison Commitments by Type  
*Includes Additional Sentences Imposed*

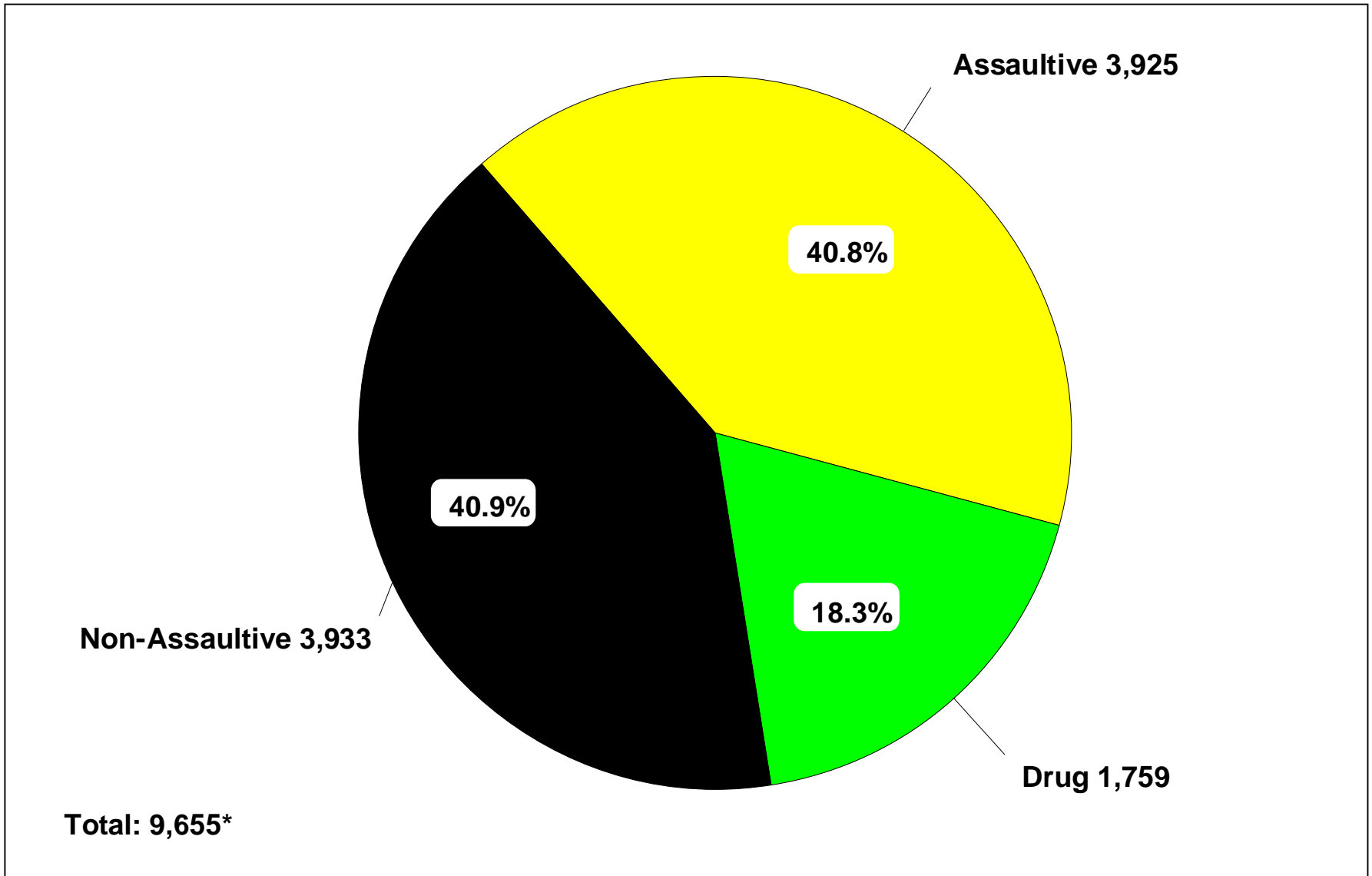


93

Source: Corrections Management Information System (CMIS)

**B7** 1999 Prisoner Intake by Major Crime Types  
*Includes Additional Sentences Imposed*

94



Source: Corrections Management Information System (CMIS)  
\*38 cases have insufficient information to determine crime type.

---

# Prisoner Population

# C

This section presents descriptions of Michigan's correctional facilities and statistics regarding the characteristics of the prisoner population.

The map shows the location of each Michigan prison and camp, as well as a geographic breakdown of the Correctional Facilities Administration (CFA) regions. The map is followed by a description of each facility.

Table C is a breakdown of the net operating capacity of the institutions and camps, by security level.

Table Ca displays the end-of-year institution and camp population from 1985 through 1999.

Table C1 shows the total prisoner population broken down by minimum sentence and offense. The total population includes prisoners housed in institutions, camps, the SAI-Prison program and Community Residential Programs (CRP). Tables C1a through C1c show the information in Table C1 broken down by major crime categories (i.e., non-assaultive, drug and assaultive). Table C2 shows the total *female* prisoner population broken

down by minimum sentence and offense.

**The C1 series of tables and the C2 table are now based on longer 10-character offense codes for the first time. They are also sorted by Michigan Compiled Law (MCL) numbers and Prosecuting Attorney's Coordinating Council (PACC) codes, instead of by maximum term (the sort order used in past reports). Since the new sort order keeps sequential codes together, similar crimes are no longer consolidated. This new level of detail provides much richer information, but the reader must be careful to watch for related codes when attempting to examine the prison population frequency and minimum term distribution for a particular type of crime. For example, nine separate offense codes now appear for the crime of first degree criminal sexual conduct (750.520B\_\_\_) because each code represents a specific characteristic of the offense.**

Tables C3a through C3c summarize the total prisoner population broken down by age, location

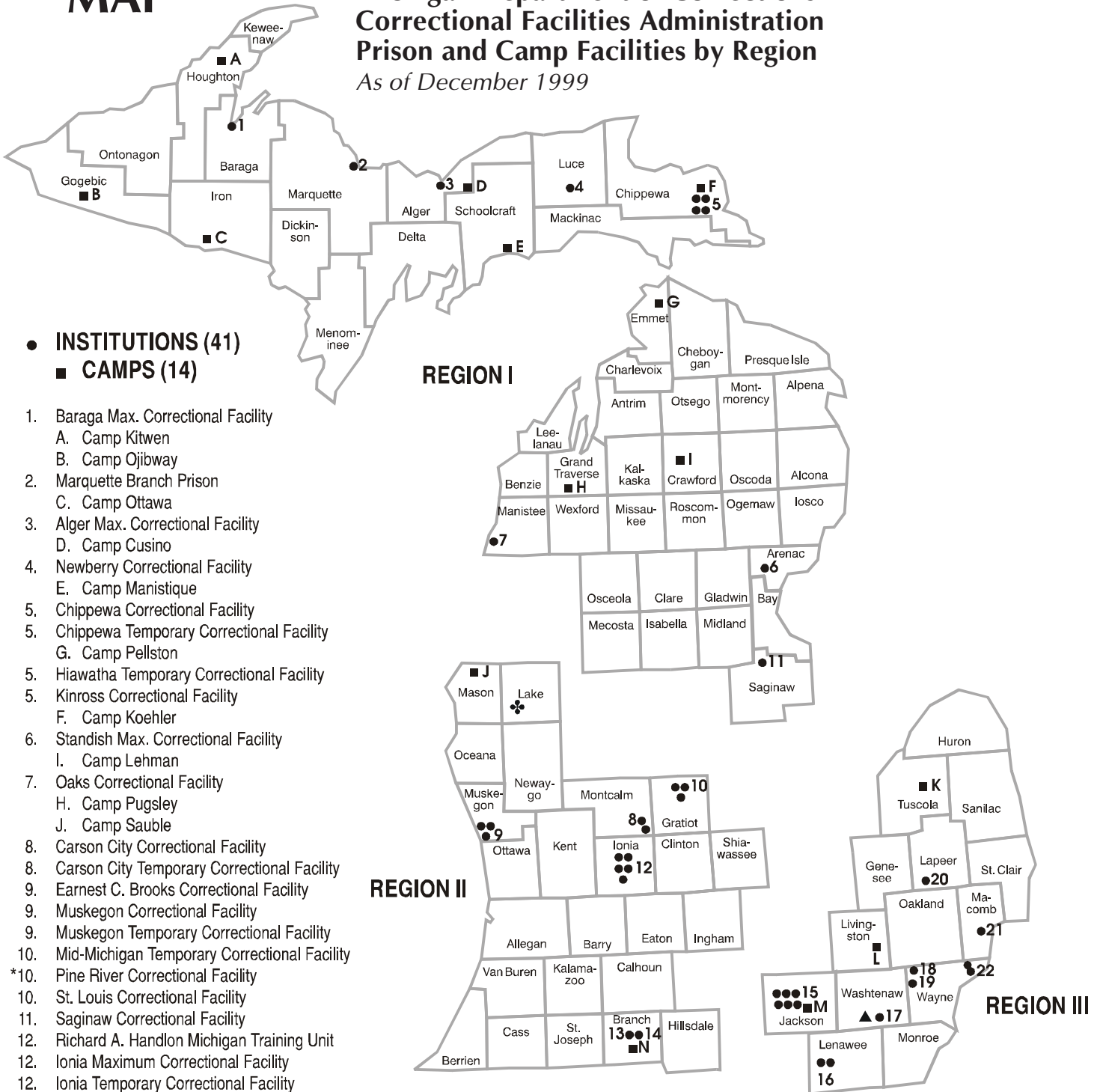
and race.

Table C4 summarizes the movement of prisoners into and out of the institution and camp population during 1999. To demonstrate the effect of prisoner movement on the size of the institution and camp population, Table C4 reports only the movements onto and off of the institution/camp count. In other words, the table ignores movement types that do not affect the total count (e.g., movements *between* institutions). It also does not show prisoner movements that do not involve prison/camp locations (e.g., prisoner movements to parole from CRP locations).

**Table C5 shows the number of escapes from secure DOC custody from 1996 through 1999. The Department recently modernized its coding and reporting of escapes, as is explained in the narrative of Table C5. The modernization was implemented starting with 1999 data, but escape figures since 1996 were recalculated using the new reporting process to provide a trend line based on consistent methodology.**

# MAP

## Michigan Department of Corrections Correctional Facilities Administration Prison and Camp Facilities by Region As of December 1999



- INSTITUTIONS (41)
- CAMPS (14)

1. Baraga Max. Correctional Facility
  - A. Camp Kitwen
  - B. Camp Ojibway
2. Marquette Branch Prison
  - C. Camp Ottawa
3. Alger Max. Correctional Facility
  - D. Camp Cusino
4. Newberry Correctional Facility
  - E. Camp Manistique
5. Chippewa Correctional Facility
5. Chippewa Temporary Correctional Facility
  - G. Camp Pellston
5. Hiawatha Temporary Correctional Facility
5. Kinross Correctional Facility
  - F. Camp Koehler
6. Standish Max. Correctional Facility
  - I. Camp Lehman
7. Oaks Correctional Facility
  - H. Camp Pugsley
  - J. Camp Sauble
8. Carson City Correctional Facility
8. Carson City Temporary Correctional Facility
9. Earnest C. Brooks Correctional Facility
9. Muskegon Correctional Facility
9. Muskegon Temporary Correctional Facility
10. Mid-Michigan Temporary Correctional Facility
- \*10. Pine River Correctional Facility
10. St. Louis Correctional Facility
11. Saginaw Correctional Facility
12. Richard A. Handlon Michigan Training Unit
12. Ionia Maximum Correctional Facility
12. Ionia Temporary Correctional Facility
12. Michigan Reformatory
- \*12. Riverside Correctional Facility
13. Florence Crane Women's Correctional Facility
  - N. Camp Branch
14. Lakeland Correctional Facility
15. G. Robert Cotton Correctional Facility
  - M. Camp Waterloo
15. Cooper Street Correctional Facility
15. Charles Egeler Correctional Facility
15. Parnall Correctional Facility
15. Southern Michigan Correctional Facility

### REGION II

- \*15. State Prison of Southern Michigan-Central Complex
16. Adrian Temporary Correctional Facility
16. Gus Harrison Correctional Facility
17. Huron Valley Men's Correctional Facility
- \*18. Robert Scott Correctional Facility
19. Western Wayne Correctional Facility
- L. Camp Brighton

### REGION III

20. Thumb Correctional Facility
  - K. Camp Tuscola
21. Macomb Correctional Facility
22. Mound Correctional Facility
22. Ryan Correctional Facility
- Michigan Youth Correctional Facility
- ▲ Huron Valley Center

Source: Correctional Facilities Administration

\* Accepting prisoners, 1/2000.  
 \* Facility includes a reception center for incoming prisoners.  
 ● Private, leased institution operated by Wackenhut Corporation for prisoners under the age of 20.  
 ▲ Operated by the Michigan Department of Community Health for psychiatric hospital services.



---

# *Descriptions of Institutions — December 31, 1999*

---

## **Adrian Temporary Correctional Facility (ATF)**

Warden Frank Elo  
2727 E. Beecher Street  
P.O. Box 1900  
Adrian, MI 49221  
(517) 263-3500

Opened: May 1989  
Total Capacity: 962  
Net Operating Capacity: 960  
Age Limits: Men, 17 or older  
Security Level: I (minimum/secured)  
Appropriation for 1999/2000: Included in the budget  
of Gus Harrison Correctional Facility (ARF)  
Appropriated per capita for prisoner care and custody:  
Included in the budget of ARF

---

## **Alger Maximum Correctional Facility (LMF)**

Warden Wayne Stine  
Industrial Drive Park  
P.O. Box 600  
Munising, MI 49862  
(906) 387-5000

Opened: August 1990  
Total Capacity: 536  
Net Operating Capacity: 531  
Age Limits: Men, 17 or older  
Security Level: V (maximum)  
Appropriation for 1999/2000: \$22,226,800  
Appropriated per capita for prisoner care and  
custody: \$115.89

### *Camp Cusino (CCU)*

ADW Ken Epps  
HCR Space One, Box 120  
Shingleton, MI 49884  
(906) 452-6248

Total Capacity: 320  
Net Operating Capacity: 319  
Age Limits: Men, 17 or older  
Security Level: I (minimum)  
Appropriation for 1999/2000: \$4,690,100  
Appropriated per capita for prisoner care and  
custody: \$40.05

---

---

## **Baraga Maximum Correctional Facility (AMF)**

Warden Mike Crowley  
310 Wadaga Road  
Route #2, Box 555  
Baraga, MI 49908  
(906) 353-7957

Opened: June 1993  
Total Capacity: 616  
Net Operating Capacity: 594  
Age Limits: Men, 17 or older  
Security Level: V (maximum)  
Appropriation for 1999/2000: \$25,359,700  
Appropriated per capita for prisoner care and custody:  
\$82.10

### *Camp Kitwen (CKT)*

ADW James Quinlan  
M-26 South, P.O. Box 7  
Painesdale, MI 49955  
(906) 288-3791

Total Capacity: 240  
Net Operating Capacity: 240  
Age Limits: Men, 17 or older  
Security Level: I (minimum)  
Appropriation for 1999/2000: \$3,611,500  
Appropriated per capita for prisoner care and  
custody: \$41.11

### *Camp Ojibway (COJ)*

ADW Dan Quigley  
P.O. Box 236  
Marenisco, MI 49947  
(906) 787-2217

Total Capacity: 476  
Net Operating Capacity: 476  
Age Limits: Men, 17 or older  
Security Level: I (minimum)  
Appropriation for 1999/2000: \$5,036,000  
Appropriated per capita for prisoner care and  
custody: \$28.91

---

---

**Earnest C. Brooks Correctional Facility (LRF)**

Warden Mary Berghuis  
2500 S. Sheridan  
Muskegon Heights, MI 49444  
(616) 773-9200

Opened: June 1989  
Total Capacity: 1,262  
Net Operating Capacity: 1,244  
Age Limits: Men, 17 or older  
Security Level: I, II and IV (minimum, medium, close)  
Appropriation for 1999/2000: \$39,335,400  
Appropriated per capita for prisoner care and custody:  
\$48.85

**Carson City Correctional Facility (DRF)**

Warden Kurt Jones  
10522 Boyer Rd.  
Carson City, MI 48811  
(517) 584-3941

Opened: August 1989  
Total Capacity: 1,262  
Net Operating Capacity: 1,251  
Age Limits: Men, 17 or older  
Security Level: I, II, and IV (minimum, medium, close)  
Appropriation for 1999/2000: \$40,023,700  
Appropriated per capita for prisoner care and custody:  
\$49.71

**Carson City Temporary  
Correctional Facility (OTF)**

Warden Kurt Jones  
10274 Boyer Road  
Carson City, MI 48811  
(517) 584-3941

Opened: November 1987  
Total Capacity: 963  
Net Operating Capacity: 960  
Age Limits: Men, 17 or older  
Security Level: II (medium)  
Appropriation for 1999/2000: Included in the budget  
of Carson City Correctional Facility (DRF)  
Appropriated per capita for prisoner care and custody:  
Included in the budget of DRF

**Chippewa Correctional Facility (URF)**

Warden Patricia Caruso  
4387 W. M-80  
Kincheloe, MI 49784  
(906) 495-2275

Opened: August 1989  
Total Capacity: 1,252  
Net Operating Capacity: 1,196  
Age Limits: Men, 17 or older  
Security Level: I, III, and IV (minimum, medium, close)  
Appropriation for 1999/2000: \$37,492,700  
Appropriated per capita for prisoner care and custody:  
\$48.92

---

**Chippewa Temporary Correctional  
Facility (KTF)**

Warden Patricia Caruso  
4269 W. M-80  
Kincheloe, MI 49784  
(906) 495-5674

Opened: May 1988  
Total Capacity: 962  
Net Operating Capacity: 959  
Age Limits: Men, 17 or older  
Security Level: I (minimum/secured)  
Appropriation for 1999/2000: Included in the budget  
of Chippewa Correctional Facility (URF)  
Appropriated per capita for prisoner care and custody:  
Included in the budget of URF

**Camp Pellston (CPL)**

ADW John McKinnon  
Route #1  
Pellston, MI 49769  
(231) 526-5177  
(231) 526-7541

Total Capacity: 140  
Net Operating Capacity: 140  
Age Limits: Men, 17 or older  
Security Level: I (minimum)  
Appropriation for 1999/2000: \$2,787,800  
Appropriated per capita for prisoner care and  
custody: \$54.41

---

---

### **Cooper Street Correctional Facility (JCS)**

Warden Sherry Burt  
3100 Cooper Street  
Jackson, MI 49201  
(517) 780-6175

Opened: 1997  
Total Capacity: 814  
Net Operating Capacity: 812  
Age Limits: Men, 17 or older  
Security Level: I (minimum/secured)  
Appropriation for 1999/2000: \$19,819,600  
Appropriated per capita for prisoner care and custody:  
\$41.59

---

### **G. Robert Cotton Correctional Facility (JCF)**

Warden Dennis Straub  
3500 North Elm Road  
Jackson, MI 49201  
(517) 780-5000

Opened: December 1985  
Total Capacity: 1,702  
Net Operating Capacity: 1,682  
Age Limits: Men, 17 or older  
Security Level: I, II, III, and IV (minimum, medium, close)  
Appropriation for 1999/2000: \$30,852,900  
Appropriated per capita for prisoner care and custody:  
\$49.82

### *Camp Waterloo (CCW)*

ADW Bruce Cummings  
6000 Maute Road  
Grass Lake, MI 49240  
(734) 475-5870

Total Capacity: 150  
Net Operating Capacity: 150  
Age Limits: Men, 17 or older  
Security Level: I (minimum)  
Appropriation for 1999/2000: \$2,981,400  
Appropriated per capita for prisoner care and custody: \$54.31

---

---

### **Florence Crane Women's Correctional Facility (ACF)**

Warden Sally Langley  
38 Fourth Street  
Coldwater, MI 49036  
(517) 279-9165

Opened: April 1985  
Total Capacity: 600  
Net Operating Capacity: 590  
Age Limits: Females, All ages  
Security Level: II (medium)  
Appropriation for 1999/2000: \$18,345,000  
Appropriated per capita for prisoner care and custody:  
\$66.83

### *Camp Branch (CDW)*

ADW Charles Paradine  
19 Fourth Street  
Coldwater, MI 49036  
(517) 278-3204  
(517)278-3476

Total Capacity: 440  
Net Operating Capacity: 440  
Age Limits: Females, All ages  
Security Level: I (minimum)  
Appropriation for 1999/2000: \$7,662,300  
Appropriated per capita for prisoner care and custody: \$52.34

---

### **Charles Egeler Correctional Facility (SMN)**

Warden Thomas Phillips  
3855 Cooper Street  
Jackson, MI 49201  
(517) 780-5600

Opened: February 1988  
Total Capacity: 1,032  
Net Operating Capacity: 1,030  
Age Limits: Men, 17 or older  
Security Level: II (medium)  
Charles Egeler Correctional Facility Appropriation for 1999/2000: \$19,573,100  
Charles Egeler Complex-Clinical Appropriation for 1999/2000: \$21,783,700  
Appropriated per capita for prisoner care and custody: \$53.16

---

---

**Richard A. Handlon Michigan  
Training Unit (MTU)**

Warden John Prelesnik  
P.O. Box 492  
1728 Bluewater Hwy.  
Ionia, MI 48846  
(616) 527-3100

Opened: January 1958  
Total Capacity: 1,331  
Net Operating Capacity: 1,321  
Age Limits: Men under 26  
Security Level: II (medium)  
Appropriation for 1999/2000: \$21,161,200  
Appropriated per capita for prisoner care and custody:  
\$43.97

**Gus Harrison Correctional Facility (ARF)**

Warden Frank Elo  
2727 E. Beecher  
P.O. Box 1888  
Adrian, MI 49221  
(517) 265-3900

Opened: March 1991  
Total Capacity: 1,262  
Net Operating Capacity: 1,240  
Age Limits: Men, 17 or older  
Security Level: I, II (minimum, medium)  
Appropriations for 1999/2000: \$39,074,000  
Appropriated per capita for prisoner care and custody:  
\$48.53

**Hiawatha Temporary Correctional  
Facility (HTF)**

Warden Robert Kapture  
4533 Marshall Road  
Kincheloe, MI 49788  
(906) 495-5661

Opened: February 1989  
Total Capacity: 962  
Net Operating Capacity: 960  
Age Limits: Men, 17 or older  
Security Level: I (minimum/secured)  
Appropriation for 1999/2000: Included in the budget  
of Kinross Correctional Facility (KCF)  
Appropriated per capita for prisoner care and custody:  
Included in the budget of KCF

**Huron Valley Men's Correctional  
Facility (HVM)**

Warden Andrew Jackson  
3201 Bemis Road  
Ypsilanti, MI 48197  
(313) 572-9900

Opened: August 1981  
Total Capacity: 533  
Net Operating Capacity: 495  
Age Limits: Men, 17 or older  
Females needing medical care housed in infirmary.  
Security Level: IV (close)  
Appropriation for 1999/2000: \$20,574,600  
Appropriated per capita for prisoner care and custody:  
\$116.63

**Ionia Maximum Correctional Facility (ICF)**

Warden Zbigniew Tyszkiewicz  
1576 W. Bluewater Hwy.  
Ionia, MI 48846  
(616) 527-6331

Opened: May 1987  
Total Capacity: 666  
Net Operating Capacity: 564  
Age Limits: Men, 17 or older  
Security Level: II, VI (medium, special maximum)  
Appropriation for 1999/2000: \$23,892,600  
Appropriated per capita for prisoner care and custody:  
\$102.64

**Ionia Temporary Correctional Facility (ITF)**

Warden Martin Makel  
1755 Harwood Road  
Ionia, MI 48846  
(616) 527-6320

Opened: December 1985  
Total Capacity: 960  
Net Operating Capacity: 960  
Age Limits: Men, 17 or older  
Security Level: I (minimum/secured)  
Appropriation for 1999/2000: \$16,805,300  
Appropriated per capita for prisoner care and custody:  
\$47.83

---

**Kinross Correctional Facility (KCF)**

Warden Robert Kapture  
16770 S. Water Tower Drive  
Kincheloe, MI 49788  
(906) 495-2282

Opened: January 1978  
Total Capacity: 1,241  
Net Operating Capacity: 1,221  
Age Limits: Men, 17 or older  
Security Level: II (medium)  
Appropriation for 1999/2000: \$40,230,800  
Appropriated per capita for prisoner care and custody:  
\$50.77

***Camp Koehler (CKO)***

ADW Timothy Luoma  
16463 South Hugginin Road  
Kincheloe, MI 49788  
(906) 495-2215  
(906) 495-2209

Total Capacity: 240  
Net Operating Capacity: 240  
Age Limits: Men, 17 or older  
Security Level: I (minimum)  
Appropriation for 1999/2000: \$3,531,300  
Appropriated per capita for prisoner care and  
custody: \$40.20

---

**Lakeland Correctional Facility (LCF)**

Warden Carol Howes  
141 First Street  
Coldwater, MI 49036  
(517) 278-6942

Opened: Annex — December 1985;  
Medium Unit — June 1986  
Total Capacity: 1,208  
Net Operating Capacity: 1,201  
Age Limits: Men, 17 or older  
Security Level: I, II (minimum/secured, medium)  
Appropriation for 1999/2000: \$20,832,400  
Appropriated per capita for prisoner care and custody:  
\$47.43

**Macomb Correctional Facility (MRF)**

Warden Jimmy Stegall  
34625 26-Mile Rd.  
P.O. Box 480999  
New Haven, MI 48048-9999  
(810) 749-4900

Opened: January 1993  
Total Capacity: 1,262  
Net Operating Capacity: 1,251  
Age Limits: Men, 17 or older  
Security Level: I, II (minimum, medium)  
Appropriation for 1999/2000: \$24,585,100  
Appropriated per capita for prisoner care and custody:  
\$45.76

---

**Marquette Branch Prison (MBP)**

Warden Gerald Hofbauer  
P.O. Box 779  
US Hwy. 41  
Marquette, MI 49855  
(906) 226-6531

Opened: 1889  
Total Capacity: 1,148  
Net Operating Capacity: 1,139  
Age Limits: Men, 21 or older; Dorm, 17 or older  
Security Level: I and V (minimum, maximum)  
Appropriation for 1999/2000: \$32,246,800  
Appropriated per capita for prisoner care and custody:  
\$78.04

***Camp Ottawa (COT)***

ADW Bill Leutzow  
216 Gendron Road  
Iron River, MI 49935  
(906) 265-6431  
(906) 265-6432

Total Capacity: 240  
Net Operating Capacity: 240  
Age Limits: Men, 17 or older  
Security Level: I (minimum)  
Appropriation for 1999/2000: \$3,684,500  
Appropriated per capita for prisoner care and  
custody: \$41.95

---

---

### **Michigan Reformatory (RMI)**

Warden Pamela K. Withrow  
1342 W. Main Street  
Ionia, MI 48846  
(616) 527-2500

Opened: 1877  
Total Capacity: 1,356  
Net Operating Capacity: 1,321  
Age Limits: Men, 17 to 26  
Security Level: I and IV (minimum, close)  
Appropriation for 1999/2000: \$32,003,700  
Appropriated per capita for prisoner care and custody:  
\$65.35

### **Mid-Michigan Temporary Correctional Facility (STF)**

Warden Paul Renico  
8201 N. Croswell Road  
St. Louis, MI 48880  
(517) 681-4361

Opened: February 1990  
Total Capacity: 960  
Net Operating Capacity: 960  
Age Limits: Men, 17 or older  
Security Level: I (minimum/secured)  
Appropriation for 1999/2000: \$16,901,300  
Appropriated per capita for prisoner care and custody: \$48.10

### **Mound Correctional Facility (NRF)**

Warden Kenny Robinson  
17601 Mound Road  
Detroit, MI 48212  
(313) 368-8300

Opened: July 1994  
Total Capacity: 1,073  
Net Operating Capacity: 1,060  
Age Limits: Men, 17 or older  
Security Level: II, IV (medium, close)  
Appropriation for 1999/2000: \$22,645,900  
Appropriated per capita for prisoner care and custody:  
\$59.27

### **Muskegon Correctional Facility (MCF)**

Warden Terry Pitcher  
2400 South Sheridan  
Muskegon, MI 49442  
(616) 773-3201

Opened: August 1974  
Total Capacity: 1,318  
Net Operating Capacity: 1,306  
Age Limits: Men, 21 or older  
Security Level: III (medium)  
Appropriation for 1999/2000: \$24,468,200  
Appropriated per capita for prisoner care and custody:  
\$51.03

### **Muskegon Temporary Correctional Facility (MTF)**

Warden Mary Berghuis  
2500 South Sheridan  
Muskegon, MI 49444  
(616) 773-1122

Opened: October 1987  
Total Capacity: 962  
Net Operating Capacity: 960  
Age Limits: Men, 17 or older  
Security Level: I (minimum/secured)  
Appropriation for 1999/2000: Included in the budget of Earnest C. Brooks Correctional Facility (LRF)  
Appropriated per capita for prisoner care and custody:  
Included in the budget of LRF

---

### **Newberry Correctional Facility (NCF)**

Warden James MacMeekin  
3001 Newberry Avenue  
Newberry, MI 49868  
(906) 293-6200

Opened: January 1996  
Total Capacity: 932  
Net Operating Capacity: 932  
Age Limits: Men, 17 or older  
Security Level: II (medium)  
Appropriation for 1999/2000: \$21,204,800  
Appropriated per capita for prisoner care and custody:  
\$62.43

### ***Camp Manistique (CMQ)***

ADW John Norrington  
401 North Maple Street  
Manistique, MI 49854  
(906) 341-8451

Total Capacity: 216  
Net Operating Capacity: 216  
Age Limits: Men, 17 or older  
Security Level: I (minimum)  
Appropriation for 1999/2000: \$3,353,900  
Appropriated per capita for prisoner care and  
custody: \$42.42

---

---

### **Oaks Correctional Facility (ECF)**

Warden David Gundy  
1500 Caberfae Highway  
Eastlake, MI 49626-0038  
(616) 723-8272; Fax (616) 723-8430

Opened: March 1992  
Total Capacity: 772  
Net Operating Capacity: 702  
Age Limits: Men, 17 or older  
Security Level: V (maximum)  
Appropriation for 1999/2000: \$26,198,700  
Appropriated per capita for prisoner care and custody:  
\$96.21

### ***Camp Pugsley (CPP)***

ADW Suzanne Carr  
7401 Walton Road  
Kingsley, MI 49649  
(231) 263-5253  
(231) 263-5360

Total Capacity: 154  
Net Operating Capacity: 154  
Age Limits: Men, 17 or older  
Security Level: I (minimum)  
Appropriation for 1999/2000: \$2,502,900  
Appropriated per capita for prisoner care and  
custody: \$44.41

### ***Camp Sauble (CSA)***

ADW Larry Porter  
4058 E. Freesoil Road  
Freesoil, MI 49411  
(231) 464-7104

Total Capacity: 156  
Net Operating Capacity: 156  
Age Limits: Men, 17 or older  
Security Level: I (minimum)  
Appropriation for 1999/2000: \$2,976,700  
Appropriated per capita for prisoner care and  
custody: \$52.14

---

---

### **Parnall Correctional Facility (SMT)**

Warden Henry Grayson  
1780 East Parnall Road  
Jackson, MI 49201  
(517) 780-6000

Opened: 1839 (Became separate facility under State  
Prison of Southern Michigan break-up plan,  
October 1994)  
Total Capacity: 1,491  
Net Operating Capacity: 1,454  
Age Limits: Men, 17 or older  
Security Level: I (minimum)  
Appropriation for 1999/2000: \$22,176,500  
Appropriated per capita for prisoner care and custody:  
\$41.84

### **Pine River Correctional Facility (SPR)**

Warden John J. Makowski  
320 N. Hubbard  
St. Louis, MI 48880  
(517) 681-6668

Opened: 1999 - Accepting prisoners 01/2000  
Total Capacity: 962  
Net Operating Capacity: 960  
Age Limits: Men, 17 or older  
Security Level: I (minimum)  
Appropriation for 1999/2000: \$13,013,400  
Appropriated per capita for prisoner care and custody:  
\$44.44

---

### **Riverside Correctional Facility (RCF)**

Warden Stanley Adams  
777 W. Riverside Drive  
Ionia, MI 48846  
(616) 527-0110

Opened: January 1977  
Total Capacity: 838  
Net Operating Capacity: 774  
Age Limits: Men, 17 or older  
Security Level: II, IV (medium, close)  
Appropriation for 1999/2000: \$25,510,000  
Appropriated per capita for prisoner care and custody:  
\$67.41

### *Riverside Reception Center (RRC)*

Administrator John Cason  
777 Riverside Drive  
Ionia, MI 48846  
(616) 527-0110

Opened: May 1979  
Total Capacity: 210  
Net Operating Capacity: 195  
Age Limits: All male commitments under 21 are  
processed through this center  
Appropriation for 1999/2000: Included in the  
budget of Riverside Correctional Facility (RCF)  
Appropriated per capita for prisoner care and  
custody: Included in the budget of RCF

---

### **Ryan Correctional Facility (RRF)**

Warden David Smith  
17600 Ryan Road  
Detroit, MI 48212  
(313) 368-3200

Opened: August 1991  
Total Capacity: 1,066  
Net Operating Capacity: 1,061  
Age Limits: Men, 17 or older  
Security Level: II and IV (medium, close)  
Appropriation for 1999/2000: \$24,120,700  
Appropriated per capita for prisoner care and custody:  
\$63.13



---

### **Saginaw Correctional Facility (SRF)**

Warden Barbara Bock  
9625 Pierce Road  
Freeland, MI 48623  
(517) 695-9880

Opened: August 1993  
Total Capacity: 1,262  
Net Operating Capacity: 1,250  
Age Limits: Men, 17 or older  
Security Level: I, II, and IV (minimum, medium, close)  
Appropriation for 1999/2000: \$26,439,400  
Appropriated per capita for prisoner care and custody: \$49.21

### **St. Louis Correctional Facility (SLF)**

Warden Paul Renico  
8585 N. Croswell Road  
St. Louis, MI 48880  
(517) 681-6444

Opened: 1999  
Total Capacity: 1294  
Net Operating Capacity: 1264  
Age Limits: Men, 17 or older  
Security Level: IV (close)  
Appropriation for 1999/2000: \$20,459,000  
Appropriated per capita for prisoner care and custody: \$83.18

---

### **Robert Scott Correctional Facility (SCF)**

Warden Joan N. Yukins  
47500 Five Mile Road  
Plymouth, MI 48170  
(313) 459-7400

Opened: December 1986; opened as female institution  
May 1991  
Total Capacity: 877  
Net Operating Capacity: 839  
Age Limits: Females, all ages  
Security Level: I, II, IV, and V (minimum, medium, close, maximum)  
Appropriation for 1999/2000: \$24,218,800  
Appropriated per capita for prisoner care and custody: \$78.12

### *Scott Reception Center (SRC)*

Warden Joan N. Yukins  
47500 Five Mile Road  
Plymouth, MI 48170  
(313) 459-7400

Opened: January 1992  
Age Limits: All female commitments are processed through this center  
Appropriation for 1999/2000: Included in the budget of Robert Scott Correctional Facility (SCF)  
Appropriated per capita for prisoner care and custody: Included in the budget of SCF

---

### **Southern Michigan Correctional Facility (JMF)**

Warden Bruce Curtis  
4002 Cooper Street  
Jackson, MI 49201  
(517) 780-6000

Opened: 1997  
Total Capacity: 616  
Net Operating Capacity: 602  
Age Limits: Men, 21 or older  
Security Level: IV (close)  
Appropriation for 1999/2000: \$27,929,400  
Appropriated per capita for prisoner care and custody: \$86.62

---

**Standish Maximum Correctional Facility (SMF)**

Warden Thomas Birkett  
4713 West M-61  
Standish, MI 48658  
(517) 846-7000

Opened: April 1990  
Total Capacity: 528  
Net Operating Capacity: 519  
Age Limits: Men, 17 or older  
Security Level: V (maximum)  
Appropriation for 1999/2000: \$21,372,700  
Appropriated per capita for prisoner care and custody:  
\$111.44

***Camp Lehman (CLE)***

ADW James M. Craigie  
4282 Hartwick Pines Road  
Grayling, MI 49738  
(517) 348-8101

Total Capacity: 342  
Net Operating Capacity: 340  
Age Limits: Men, 17 or older  
Security Level: I (minimum)  
Appropriation for 1999/2000: \$6,180,400  
Appropriated per capita for prisoner care and custody: \$49.38

---

---

**State Prison of Southern Michigan - Central Complex (SMI)**

Warden Harold White  
4000 Cooper Street  
Jackson, MI 49201  
(517) 780-6000

Opened: 1839  
New Prison: 1926 (started - 1924; finished and old prison closed - July 1934)  
Total Capacity: 234  
Net Operating Capacity: 200  
Age Limits: Men, 21 or older  
Security Level: Administrative Segregation  
Appropriation for 1999/2000: \$40,801,300  
Appropriated per capita for prisoner care and custody: \$71.64

***Reception and Guidance Center (RGC)***

Administrator William Bailey  
4000 Cooper Street  
Jackson, MI 49201  
(517) 780-6000

Opened: 1956  
Total Capacity: 645  
Net Operating Capacity: 624  
Age Limits: All male commitments 21 years or older are processed through this center  
Appropriation for 1999/2000: Included in the budget of State Prison of Southern Michigan - Central Complex (SMI)  
Appropriated per capita for prisoner care and custody: Included in the budget of SMI

---

---

### **Thumb Correctional Facility (TCF)**

Warden Barry McLemore  
3225 John Conley Drive  
Lapeer, MI 48446  
(810) 667-2045

Opened: October 1987  
Total Capacity: 976  
Net Operating Capacity: 970  
Age Limits: Men, 17 or older  
Security Level: II (medium)  
Appropriation for 1999/2000: \$22,221,800  
Appropriated per capita for prisoner care and custody:  
\$50.85

### ***Camp Tuscola (CTU)***

ADW Mike Flintoft  
2420 Chambers Road  
Caro, MI 48723  
(517) 673-6760  
(517) 673-7068

Total Capacity: 260  
Net Operating Capacity: 260  
Age Limits: Men, 17 or older  
Security Level: I (minimum)  
Appropriation for 1999/2000: \$4,431,800  
Appropriated per capita for prisoner care and  
custody: \$46.57

---

---

### **Western Wayne Correctional Facility (WCF)**

Warden Clarice Stovall  
48401 Five Mile Road  
Plymouth, MI 48170  
(313) 459-2500

Opened: June 1985  
Total Capacity: 795  
Net Operating Capacity: 777  
Age Limits: Men, 17 or older  
Security Level: III (medium)  
Appropriation for 1999/2000: \$21,513,000  
Appropriated per capita for prisoner care and custody:  
\$75.84

### ***Camp Brighton (CBI)***

ADW Darrell Steward  
P.O. Box 200  
Pinckney, MI 48169  
(734) 878-6623

Total Capacity: 270  
Net Operating Capacity: 270  
Age Limits: Men, 17 or older  
Security Level: I (minimum)  
Appropriation for 1999/2000: \$4,154,200  
Appropriated per capita for prisoner care and  
custody: \$42.04

---

## Non-MDOC Locations

### Michigan Youth Correctional Facility (MYC)

Private, leased institution operated by Wackenhut Corporation for prisoners under the age of 20

Warden Luella Burke  
1805 W. 32nd Street  
Baldwin, MI 49304  
(231) 745-9707

Opened July 1999  
Total Capacity: 330  
Net Operating Capacity: 286  
Age Limits: Less than 17 years up to 20 years  
Prisoners are transferred out prior to 20th birthday  
Security Level: V (Maximum)  
Appropriation for 1999/2000: \$16,158,000

### Huron Valley Center (HVC)

Operated by the Michigan Department of Community Health for psychiatric hospital services.

Director Rosettus Weeks  
3511 Bemis Road  
Ypsilanti, MI 48197  
(313) 434-5888

Opened: August 1994  
Total Capacity: 400  
Net Operating Capacity: 272  
Age Limit: Men and Women, all ages  
Security Level: V (all security levels for evaluation and treatment)

### *Out-of-State Leased Beds* Description and Prisoner Profile December 31, 1999

#### VDOC/Greenville Correctional Center

Out-of-state leased beds via contract with the Virginia Department of Corrections due to prison crowding.

First Michigan prisoners sent: July 1998  
Total Capacity per contract: 1,550  
Capacity at end of 1999: 1,535  
Male prisoners only  
Security Level: Medium

#### Profile of Michigan Prisoners Housed in Virginia DOC Leased Beds on 12/31/99

Number of Michigan Offenders in Virginia ..... 773

Average Age ..... 33 years old

Average Cumulative Minimum Term ..... 11 years

Average Cumulative Maximum Term ..... 28 years

Average Time Remaining to Earliest Release ..... 5 years

Serving First Michigan Prison Term ..... 79%

#### Controlling Sentence Offense

Violent ..... 76.9%

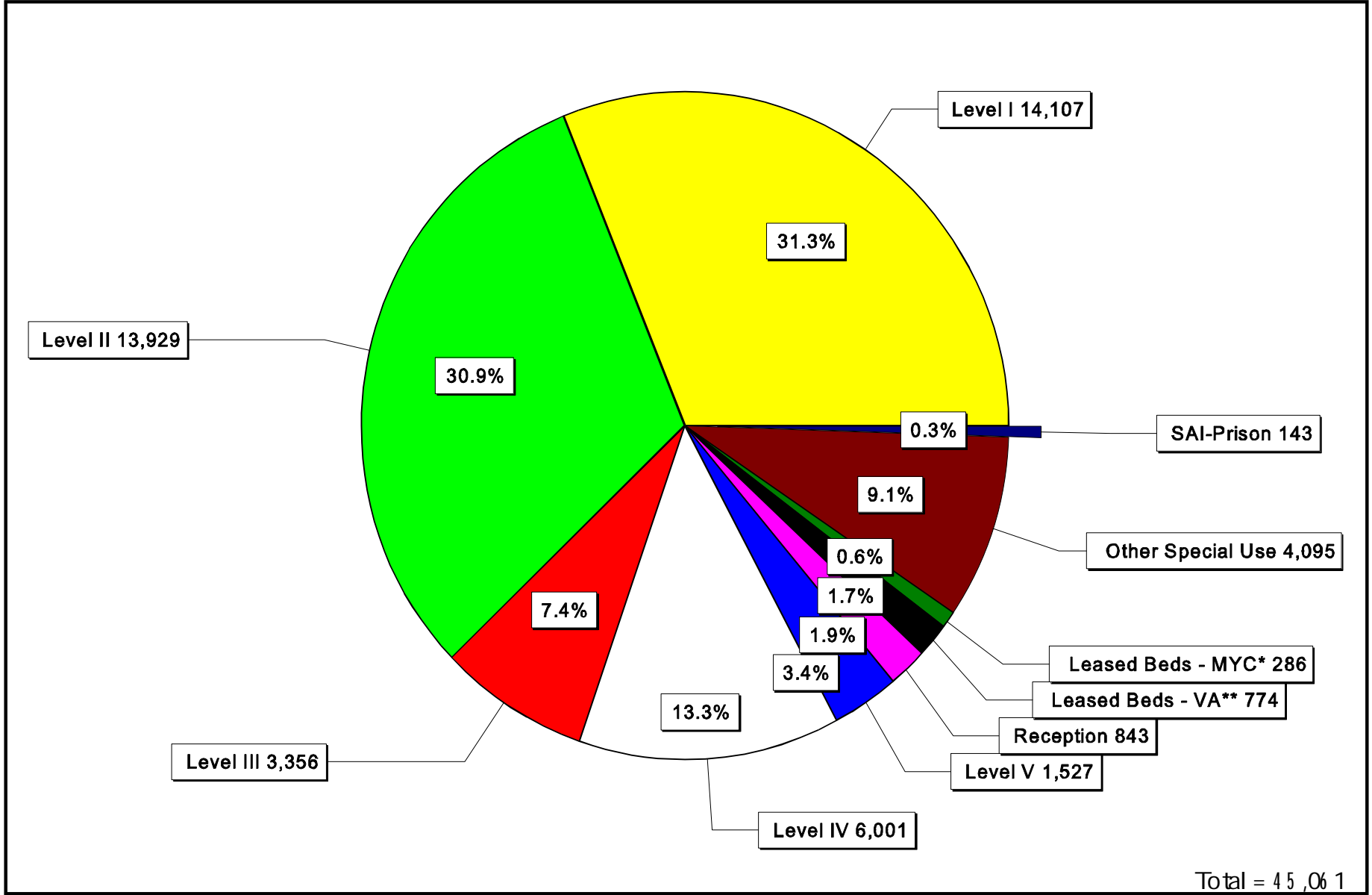
Drug ..... 8.5%

Non-violent ..... 14.6%

# C Net Operating Capacity by Security Level

As of December 31, 1999

109



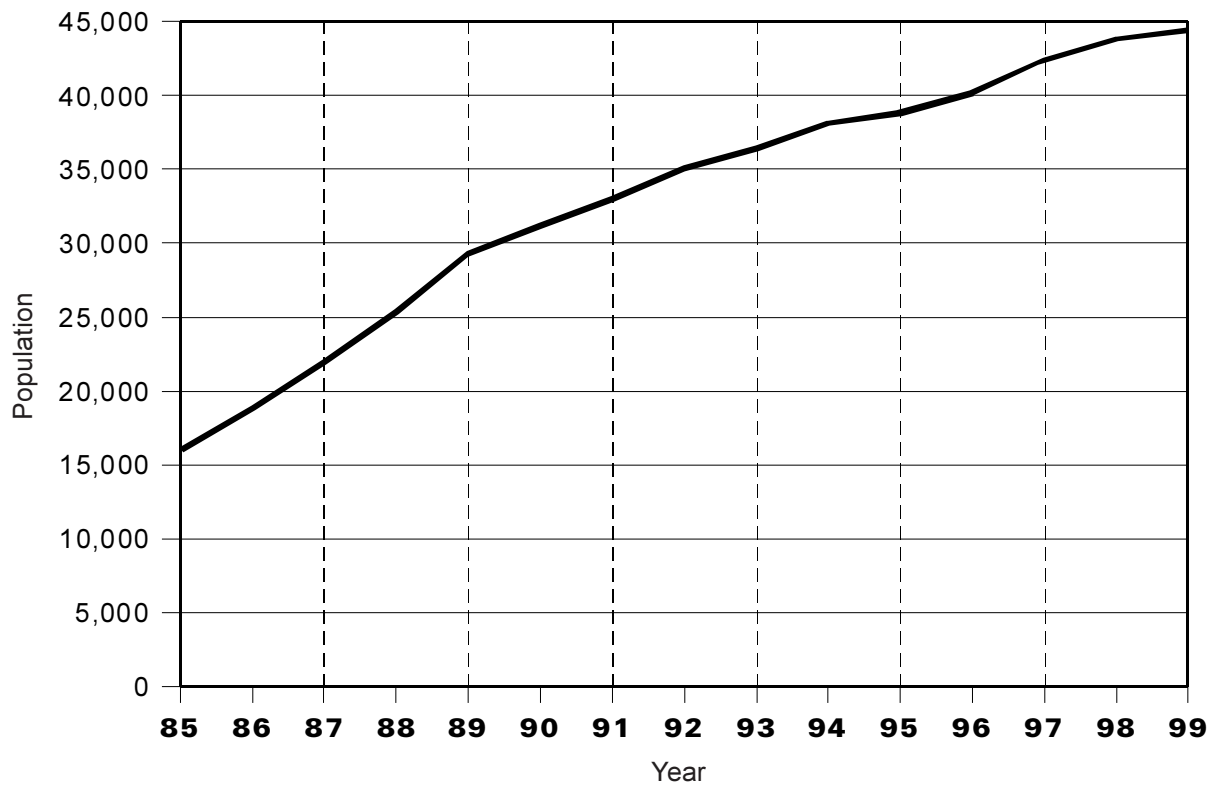
\* "Leased Beds - MYC" refers to prisoners housed at the Michigan Youth Facility under contract with Wackenhut Corporation.

\*\* "Leased Beds - VA" refers to prisoners housed out of state under contract with Virginia Department of Corrections due to prison crowding.

# Ca Year-End Prison Population (Institutions and Camps)

Calendar Years 1985 -1999

Year	Year-End Population	Numerical Change	Percent Change
1985	16,003	---	---
1986	18,836	2,833	17.7
1987	21,930	3,094	16.4
1988	25,377	3,447	15.7
1989	29,321	3,944	15.5
1990	31,240	1,919	6.5
1991	33,018	1,778	5.7
1992	35,131	2,113	6.4
1993	36,474	1,343	3.8
1994	38,145	1,671	4.6
1995	38,854	709	1.9
1996	40,182	1,328	3.4
1997	42,426	2,244	5.6
1998	43,821	1,395	3.3
1999	44,500	679	1.5



SOURCE: Prison Census Reports.

# C1 1999 Total Prisoner Population by Minimum Term Distribution — All Offenses

Page One of Eighteen

111

VIOLATIONS		GRAND TOTALS*
		VIOLATIONS
		ATTEMPTS
		Max. Penalty
28.729	Sex Offender - Fail to Register	4
	ATTEMPTS	
205.4282	Tobacco Product Tax Act	5
	Violation	ATTEMPTS
257.254	MV Code - Intent to Pass False	10
	Title	ATTEMPTS
257.256	Registration/Plates Unlawful	MISD
	Use Of	ATTEMPTS
257.257	Registration/Plates Altered/ Forged	5
	ATTEMPTS	
257.602A	Motorist Eluding Peace Officer	15
	ATTEMPTS	
257.602A2	Police Officer-Fleeing/Vehicle	2
	CD 4th Degree	ATTEMPTS
257.602A3	Police Officer-Fleeing/Vehicle	4
	CD 2nd Offense	ATTEMPTS
257.602A3-A	Police Officer - Fleeing - 3rd	5
	Deg. - Vehicle Code	ATTEMPTS
257.602A4	Police Officer-Fleeing/Vehicle	4
	CD/Serious Injury Rslt	ATTEMPTS
257.602A4-A	Police Officer - Fleeing - 2nd	10
	Deg. - Vehicle Code	ATTEMPTS
257.617	Leave Scene Serious Personal	5
	Injury Accident	ATTEMPTS
257.617A	Leave Scene Personal Injury	1
	Accident	ATTEMPTS
257.6251-A	OUIL	MISD
	ATTEMPTS	
257.62510C	Operating - OWI - 3rd Offense	5
	ATTEMPTS	
257.6254	Drive M.V. Addict/Intox Cause	15
	Death	ATTEMPTS
257.6255-A	OUIL - Causing Incapacitating	5
	Injury	ATTEMPTS
257.6256B	Drive M.V. Addict or Intox	1
	2nd Off.	ATTEMPTS
257.6256D	OUIL - 3rd Offense	5
	ATTEMPTS	

TOTAL	0.5	1	1.5	2	2.5	3	3.5	4	4.5	5	10	15	20	25	>25	LIFE	AVG
46,617	379	2,641	2,926	5,621	2,106	4,588	1,141	2,611	243	3,724	8,674	2,863	2,150	1,113	1,325	4,195	7.2
44,915	330	2,436	2,692	5,274	1,962	4,402	1,043	2,602	242	3,706	8,636	2,849	2,141	1,106	1,323	4,171	7.3
1,385	49	205	234	347	144	186	98	9	1	18	38	14	9	7	2	24	2.5
14	2	2	2	4	1	1				1	1						2.0
1			1														1.3
1				1													2.0
26		3	2	4	2	5	2	3		1	2	2					3.8
1										1							5.0
1						1											2.7
8	1	2		1	3	1											1.8
3			1		2												2.1
19		4	10	4	1												1.4
4		2	1	1													1.3
49	1	10	7	18	8	4	1										1.8
1					1												2.5
1				1													2.0
30			3	7	3	8	5		1	1	2						3.1
1		1															1.0
59		3	7	15	8	11	7	2	1	4			1				2.9
2				1			1										2.6
133	1	2	3	5	3	13	2	19		25	57	1	2				5.7
2				1		1											2.5
46		2	4	7	11	5	11			5	1						2.8
2			2														1.4
3				2			1										2.4
1,099	3	73	177	289	137	202	128	34	5	38	13						2.4
3				1		3											2.6

NOTE: Be sure to check for related offense codes when examining a particular type of crime. They may or may not be in sequential order or even on the same page.

# C1 1999 Total Prisoner Population by Minimum Term Distribution — All Offenses

Page Two of Eighteen

112

VIOLATIONS	GRAND TOTALS* VIOLATIONS ATTEMPTS Max. Penalty
257.903 Motor Vehicle Code, False ID	5 ATTEMPTS
257.9041B Operate - Allow Suspend, Revoked to Operate	MISD ATTEMPTS
324.801765 Marine Safety, OUIL Cause Incap Inj	5 ATTEMPTS
324.821274 Snowmobile - OUIL Causing Death	15 ATTEMPTS
333.5210 AIDS - Sexual Penetration with Uninformed Partner	4 ATTEMPTS
333.73413 Controlled Sub, Mfg, Imitation Of	2 ATTEMPTS
333.7401 Controlled Sub, Mfg, Del, Poss	LIFE ATTEMPTS
333.74011 Controlled Sub, Mfg, Del, or Prescribe	LIFE ATTEMPTS
333.74012A Contr. Sub. - Mfg, Del, Poss	LIFE ATTEMPTS
333.74012A1 Contr. Sub. - Mfg, Del, Poss - 650 or More Grams	LIFE ATTEMPTS
333.74012A2 Controlled Sub, Mfg, Del, Poss 225-649g	30 ATTEMPTS
333.74012A3 Controlled Sub, Mfg, Del, Poss 50-224g	20 ATTEMPTS
333.74012A4 Controlled Sub, Mfg, Del, Poss <50 Grams	20 ATTEMPTS
333.74012B Controlled Sub, Mfg, Del, Poss, Sch 1,2,3	7 ATTEMPTS
333.74012B-A Contr. Sub. - Mfg, Del, Poss (Sch 1,2,3)	7 ATTEMPTS
333.74012C Contr. Sub, Mfg, Del, Poss, (Sch 4, or Added by Rule)	4 ATTEMPTS
333.74012C-A Contr. Sub. - Mfg, Del, Poss, (Sch 4)	4 ATTEMPTS
333.74012D Controlled Sub, Mfg, Del, Poss (Sch 5)	2 ATTEMPTS
333.74012D1 Contr. Sub, Mfg, Del, Poss, 45+ Kg Marijuana	15 ATTEMPTS

TOTAL	0.5	1	1.5	2	2.5	3	3.5	4	4.5	5	10	15	20	25	>25	LIFE	AVG
46,617	379	2,641	2,926	5,621	2,106	4,588	1,141	2,611	243	3,724	8,674	2,863	2,150	1,113	1,325	4,195	7.2
44,915	330	2,436	2,692	5,274	1,962	4,402	1,043	2,602	242	3,706	8,636	2,849	2,141	1,106	1,323	4,171	7.3
1,385	49	205	234	347	144	186	98	9	1	18	38	14	9	7	2	24	2.5
7				1	1	2	2			1							3.1
1			1														1.5
1							1										3.3
1				1													2.0
1						1											3.0
1								1									4.0
18	1	8	4	2	2	1											1.4
13		1				3		1		1		2			1	4	8.1
1													1				20.0
25	1	2		2	1	3				3	1		2			10	5.5
1		1										3	4	3	1	2	144
157											3	4	3	1	2	144	18.0
1																1	1
232				1		5		1	2	10	68	48	91	2	3	1	14.3
3											2	1					10.6
613	1		3	3	4	27	2	26	2	61	433	45	3	1		2	8.4
2											2						10.0
3,002	15	529	325	657	183	426	61	212	15	304	233	27	8	3	1	3	3.0
196	6	52	34	45	17	27	6			4	4	1					2.0
24				5	1	7	2	4		2	2		1				4.1
12				4	2	2	4										2.7
24		2	2	4	4	6	1	3			2						2.7
2	1	1															0.5
17	1		3	2	6	2				1	2						3.0
57	2	5	1	11	5	7	5	13	1	2	5						3.2
11				3	2			1		3	2						4.2

NOTE: Be sure to check for related offense codes when examining a particular type of crime. They may or may not be in sequential order or even on the same page.



# C1 1999 Total Prisoner Population by Minimum Term Distribution — All Offenses

Page Three of Eighteen

113

VIOLATIONS	GRAND TOTALS* VIOLATIONS ATTEMPTS Max. Penalty
333.74012D11 Contr. Sub, Mfg, Del, Poss Marijuana 5-<45 Kg	7 ATTEMPTS
333.74012D3 Controlled Sub, Mfg, Del, Poss, Marijuana	4 ATTEMPTS
333.74012E Prescrip Forms/Official Unlawful Mfg/Del	20 ATTEMPTS
333.74022A Contr. Sub. - Mfg, Del, Poss Counterfeit (Narc)	10 ATTEMPTS
333.7403 Controlled Sub - Possession	LIFE ATTEMPTS
333.74032A Controlled Sub, Possession Narc. or Cocaine	LIFE ATTEMPTS
333.74032A1 Controlled Sub - Possession - 650 or More Grams	LIFE ATTEMPTS
333.74032A2 Controlled Sub - Possession 225-649g	30 ATTEMPTS
333.74032A3 Controlled Sub - Possession 50-224g	20 ATTEMPTS
333.74032A4 Controlled Sub - Possession 25-49g	4 ATTEMPTS
333.74032A5 Controlled Sub - Possession Less 25g	4 ATTEMPTS
333.74032B Controlled Sub - Possession Analogues, Sch 1-4	2 ATTEMPTS
333.74032B-A Controlled Sub - Possession/ Analogues	2 ATTEMPTS
333.74032C-A Controlled Sub - Possession (LSD & Schedule 5)	1 ATTEMPTS
333.74032D Controlled Sub - Poss Marijuana	1 ATTEMPTS
333.74042A Controlled Sub Use, Narcotic or Cocaine	1 ATTEMPTS
333.7405D Drug House, Maintain or Keep	2 ATTEMPTS
333.74071C Controlled Sub, Obtain by Fraud	4 ATTEMPTS
333.7407A-A Controlled Sub - Induce Person to Commit Felony	LIFE ATTEMPTS

TOTAL	0.5	1	1.5	2	2.5	3	3.5	4	4.5	5	10	15	20	25	>25	LIFE	AVG
46,617	379	2,641	2,926	5,621	2,106	4,588	1,141	2,611	243	3,724	8,674	2,863	2,150	1,113	1,325	4,195	7.2
44,915	330	2,436	2,692	5,274	1,962	4,402	1,043	2,602	242	3,706	8,636	2,849	2,141	1,106	1,323	4,171	7.3
1,385	49	205	234	347	144	186	98	9	1	18	38	14	9	7	2	24	2.5
32		3	5	6	2	8		5		2		1					2.8
143	4	18	30	46	11	19	2	7			6						2.1
2		1	1														1.2
1						1											3.0
2				2													2.0
5		2		1		1					1						3.4
4				1	1						1					1	4.1
41												1				40	12.5
42						1	1			2	12	9	14	1	2		14.8
132				3	1	2	1	2	1	12	94	13	2			1	8.9
1											1						10.0
32	1	7	6	5	3	1	1	2		2	4						2.6
2	1					1											1.6
804	56	166	131	235	88	78	8	25	1	5	10		1				1.9
17	4	6	4	3													1.0
3		1		1	1												1.8
5			3	1							1						2.8
1		1															1.0
22	8	9	1	2		1					1						1.3
3		1	1	1													1.4
4	1	1	1							1							1.9
10		1		3	2	2		2									2.5
1			1														1.3
1						1											3.0

NOTE: Be sure to check for related offense codes when examining a particular type of crime. They may or may not be in sequential order or even on the same page.

# C1 1999 Total Prisoner Population by Minimum Term Distribution — All Offenses

Page Four of Eighteen

114

VIOLATIONS	GRAND TOTALS* VIOLATIONS ATTEMPTS Max. Penalty
333.7407A1-A Controlled Sub - Attempted Felony	LIFE ATTEMPTS
333.7410 Controlled Sub - Del/Poss on School Property	60 ATTEMPTS
333.74101-D Contr. Sub, Delivery to Minor (Sch. 4, Marijuana)	8 ATTEMPTS
333.74104-A Controlled Sub, Possess on School Prop <25g	8 ATTEMPTS
333.7416 Controlled Sub - Induce Minor to Commit Felony	LIFE ATTEMPTS
335.07 Marijuana, Possession	1 ATTEMPTS
335.341 Violation Drug Law (obsolete)	LIFE ATTEMPTS
400.601-B Welfare Fraud \$500 Up	4 ATTEMPTS
400.602-B Welfare Fraud Fail to Inform \$500 or More	4 ATTEMPTS
436.332 Alcohol - Sell/Furnish to Minor, Cause Death	10 ATTEMPTS
500.45111 Insurance - Fraudulent Acts	4 ATTEMPTS
570.152 Violation of Building Trust Act	3 ATTEMPTS
722.675 Distributing Obscene Matter to Minor	2 ATTEMPTS
750.10A Sexually Delinquent	LIFE ATTEMPTS
750.110 Breaking & Entering	10 ATTEMPTS
750.110-A Break & Enter - Unoccup. Bldg. w/Intent	10 ATTEMPTS
750.110-B Break & Enter Occup Bldg. w/Intent	15 ATTEMPTS
750.110A2 Home Invasion - 1st Degree	20 ATTEMPTS
750.110A3 Home Invasion - 2nd Degree	15 ATTEMPTS

TOTAL	0.5	1	1.5	2	2.5	3	3.5	4	4.5	5	10	15	20	25	>25	LIFE	AVG
46,617	379	2,641	2,926	5,621	2,106	4,588	1,141	2,611	243	3,724	8,674	2,863	2,150	1,113	1,325	4,195	7.2
44,915	330	2,436	2,692	5,274	1,962	4,402	1,043	2,602	242	3,706	8,636	2,849	2,141	1,106	1,323	4,171	7.3
1,385	49	205	234	347	144	186	98	9	1	18	38	14	9	7	2	24	2.5
1		1															0.8
3					1						1	1					8.1
4						2					2						4.0
1											1						7.0
2											2						10.0
1		1															1.0
1												1					13.0
2		1		1													1.5
2				1	1												2.2
1			1														1.3
2				1		1											2.5
1	1																0.5
3			1	1				1									2.5
1										1							5.0
4				3		1											2.2
2,079	11	88	162	302	135	348	95	196	16	246	366	65	29	6	9	5	4.5
102	2	14	13	26	10	21	8	1	16	3	3	1	29	6	9	5	2.5
153		9	9	24	12	32	7	11	3	17	24	3	2				4.0
10		2	2	3	2	1											1.8
156	2	3	7	10	4	17		16		16	64	15	1		1		6.5
8			3	1	2	1				1	1						2.6
611	2	9	29	70	45	84	15	56	8	94	152	30	11	5		1	5.2
29		1	6	8	4	6	3			1	1						2.3
952		25	76	136	85	173	36	100	16	130	159	11	2		2	1	3.9
50		1	6	11	9	16	6			1							2.5

NOTE: Be sure to check for related offense codes when examining a particular type of crime. They may or may not be in sequential order or even on the same page.

# C1 1999 Total Prisoner Population by Minimum Term Distribution — All Offenses

Page Five of Eighteen

115

VIOLATIONS		GRAND TOTALS* VIOLATIONS ATTEMPTS Max. Penalty
750.111	Entering w/o Breaking	5 ATTEMPTS
750.115	Illegal Entry (w/o Owners Permission)	MISD ATTEMPTS
750.116	Possession of Burglars Tools	10 ATTEMPTS
750.117	Bribery of Public Officer	4 ATTEMPTS
750.131A	Checks w/o Account or w/o Suff Funds	2 ATTEMPTS
750.131A1	Check - No Account	2 ATTEMPTS
750.131A2	Check - 3 Non-Sufficient Funds Within 10 Days	2 ATTEMPTS
750.1313C	Check - Non-Sufficient Funds - \$500 or More	2 ATTEMPTS
750.135	Children - Abandonment	10 ATTEMPTS
750.136	Cruelty to Children (nl WM)	4 ATTEMPTS
750.136A	Child Abuse - Torture	10 ATTEMPTS
750.136B	Child Abuse	15 ATTEMPTS
750.136B2	Child Abuse, 1st Degree	15 ATTEMPTS
750.136B3	Child Abuse, 2nd Degree	4 ATTEMPTS
750.136B4	Child Abuse, 3rd Degree	2 ATTEMPTS
750.145a	Children - Accosting for Immoral Purposes	1 ATTEMPTS
750.145B	Accost, Solic Child-Immoral Purposes 2nd Offense	4 ATTEMPTS
750.145C	Child Abusive Commercial Activity	20 ATTEMPTS
750.145C2	Child Sexually Abusive Activity	20 ATTEMPTS

TOTAL	0.5	1	1.5	2	2.5	3	3.5	4	4.5	5	10	15	20	25	>25	LIFE	AVG
46,617	379	2,641	2,926	5,621	2,106	4,588	1,141	2,611	243	3,724	8,674	2,863	2,150	1,113	1,325	4,195	7.2
44,915	330	2,436	2,692	5,274	1,962	4,402	1,043	2,602	242	3,706	8,636	2,849	2,141	1,106	1,323	4,171	7.3
1,385	49	205	234	347	144	186	98	9	1	18	38	14	9	7	2	24	2.5
78	1	12	12	18	8	15	5	1		1	5						2.5
3		2		1													1.2
2				1						1							3.5
35		1		12	3	5	1	2		6	1	3				1	3.9
1			1														1.5
1		1															1.0
7		1	2			3	1										2.3
32		6	15	7	1	1		1		1							1.6
11		5	6														1.1
8	1	3	1	1	1	1											1.4
1										1							5.0
2		1								1							3.0
1															1		30.0
9					1	2		2		1	2	1					5.9
60			2	5	1	4	2	3	1	11	24	4	2		1		7.1
2					1	1											2.7
20		1	4	2	5	5		1		1	1						2.6
19	1	2	11	1		4											1.5
1		1															1.0
1								1									4.0
8						1					7						7.6
23			2	4		2			1	3	6	5					6.5
2				2													2.0

NOTE: Be sure to check for related offense codes when examining a particular type of crime. They may or may not be in sequential order or even on the same page.

# C1 1999 Total Prisoner Population by Minimum Term Distribution — All Offenses

Page Six of Eighteen

116

VIOLATIONS		GRAND TOTALS* VIOLATIONS ATTEMPTS Max. Penalty
750.145N3	Abuse Vulnerable Adult - 3rd Degree	2 ATTEMPTS
750.147B	Ethnic Intimidation	2 ATTEMPTS
750.157A	Conspiracy	5 ATTEMPTS
750.157B	Solicit, to Murder or Other Felony	LIFE ATTEMPTS
750.157B2	Solicit to Murder	LIFE ATTEMPTS
750.157C	Solicit, Minor to Commit Crime	LIFE ATTEMPTS
750.157N	Financial Device, Poss/Use Fraud Trans	4 ATTEMPTS
750.157N1	Financial Transaction Device - Poss w/o Consent	4 ATTEMPTS
750.157N2	Financial Transaction Device - Poss Fraudulent One	4 ATTEMPTS
750.157P	Credit Cards - Illegal Poss with Intent to Sell/Use	4 ATTEMPTS
750.157Q	Credit Card Illegal Sale/Use	4 ATTEMPTS
750.157U	Forge Cdholder Sign, RSL3 Overcharge	4 ATTEMPTS
750.157V	Financial Transaction Device - False ID	4 ATTEMPTS
750.157W	Financial Trans W/Intent Defraud	10 ATTEMPTS
750.158	Sodomy	15 ATTEMPTS
750.15911	Criminal Enterprise - Conducting	20 ATTEMPTS
750.160	Dead Bodies - Disinterment & Mutilation	10 ATTEMPTS
750.161	Desertion & Non Support	3 ATTEMPTS
750.167	Disorderly Person	MISD ATTEMPTS

TOTAL	0.5	1	1.5	2	2.5	3	3.5	4	4.5	5	10	15	20	25	>25	LIFE	AVG
46,617	379	2,641	2,926	5,621	2,106	4,588	1,141	2,611	243	3,724	8,674	2,863	2,150	1,113	1,325	4,195	7.2
44,915	330	2,436	2,692	5,274	1,962	4,402	1,043	2,602	242	3,706	8,636	2,849	2,141	1,106	1,323	4,171	7.3
1,385	49	205	234	347	144	186	98	9	1	18	38	14	9	7	2	24	2.5
1		1															1.0
1			1														1.3
7		1						1			1	1			1	2	15.9
12						1					4	2			3	2	17.6
2							1			1							4.1
2			1													1	1.5
5	1	1		1	1	1											1.7
49	1	7	13	15	4	2	1	3		1	2						2.1
1			1														1.3
8			5	1						1	1						2.4
2			2														1.3
12		2	1	4		4					1						2.2
3	1	1	1														0.9
25	1	5	3	9	1	2		3		1							2.0
1			1														1.3
11	1	3	4	2	1												1.4
1				1													2.0
8				3						2	3						4.5
1				1													2.0
13				2		1		1	1	3	1	3	1				7.6
3						1				1		1					7.1
3				3													2.0
1	1																0.3

NOTE: Be sure to check for related offense codes when examining a particular type of crime. They may or may not be in sequential order or even on the same page.

# C1 1999 Total Prisoner Population by Minimum Term Distribution — All Offenses

Page Seven of Eighteen

117

VIOLATIONS		GRAND TOTALS* VIOLATIONS ATTEMPTS Max. Penalty
750.174	Embz - Agt, Serv, Emp, Trustee 10 ATTEMPTS	
750.174-B	Embezzlement - Agent or Trustee 10 Over \$100 ATTEMPTS	
750.1744A	Embezzlement - Agent or Trustee 5 Betw \$1K and <\$20K ATTEMPTS	
750.175	Embz-Public Officer, Agent, Servant ATTEMPTS	
750.177A	Embezzle, Chattel Mortgage Over \$100 ATTEMPTS	
750.181	Embezzlement - Jointly Held 10 Property ATTEMPTS	
750.183	Aid Escape of & Rescue Prisoner 7 ATTEMPTS	
750.186A	Escape from Juvenile Facility 4 ATTEMPTS	
750.193	Break, Esc. or Att to Break, Esc. 5 Prison ATTEMPTS	
750.195	Escape from Jail Sentence 4 ATTEMPTS	
750.1952	Escape - From Felony Jail 4 Sentence ATTEMPTS	
750.197	Break Esc Jail While Awaiting 4 Trial ATTEMPTS	
750.197C	Assault Employee and/or Escape 4 Jail Through Violence ATTEMPTS	
750.1971	Escape - Awaiting Trial for 2 Misdemeanor ATTEMPTS	
750.1972	Escape - Awaiting Trial for 4 Felony ATTEMPTS	
750.199A	Absconding or Forfeiting Bond 4 ATTEMPTS	
750.205A	Explosive, Used to Intimidate 4 ATTEMPTS	
750.206	Explosive, Place w/Int to 25 Damage ATTEMPTS	
750.207	Explosives, Placing w/Injury LIFE Death Resulting ATTEMPTS	

TOTAL	0.5	1	1.5	2	2.5	3	3.5	4	4.5	5	10	15	20	25	>25	LIFE	AVG
46,617	379	2,641	2,926	5,621	2,106	4,588	1,141	2,611	243	3,724	8,674	2,863	2,150	1,113	1,325	4,195	7.2
44,915	330	2,436	2,692	5,274	1,962	4,402	1,043	2,602	242	3,706	8,636	2,849	2,141	1,106	1,323	4,171	7.3
1,385	49	205	234	347	144	186	98	9	1	18	38	14	9	7	2	24	2.5
14		2		5	1	2	1	1		2							2.6
1			1														1.3
119		12	22	29	9	22	3	5	2	10	5						2.6
11		4	2	2	2					1							1.8
4		1	1	2													1.6
1				1													2.0
1				1													2.0
1							1										3.3
5			1		1	1		2									3.0
1	1																0.5
9		4		4		1											1.6
212	16	59	25	53	16	22	5	4		3	5	2	2				2.1
8	1	3	2	1			1										1.4
1		1															1.0
28	1	6	9	4	3	1	1	2		1							1.9
1		1															1.0
4				2		2											2.4
128	7	29	10	28	9	24	2	8		5	6						2.3
12	3	6	3														0.8
1				1													2.0
20	1	3	1	1	2	6	1	2		2	1						2.8
2		1		1													1.5
43		4	7	13	2	7	2	3		3	2						2.6
1			1														1.3
1				1													2.0
5						1				1	2			1			9.5
5												2				3	15.0

NOTE: Be sure to check for related offense codes when examining a particular type of crime. They may or may not be in sequential order or even on the same page.

# C1 1999 Total Prisoner Population by Minimum Term Distribution — All Offenses

Page Eight of Eighteen

118

VIOLATIONS		GRAND TOTALS* VIOLATIONS ATTEMPTS Max. Penalty
750.208	Explosive, Aiding/Abetting Placement	15 ATTEMPTS
750.210	Explosives - Possession of a Bomb	5 ATTEMPTS
750.211	Explosives - Manufacture With Unlawful Intent	5 ATTEMPTS
750.211A	Explosives - Possession & Use	LIFE ATTEMPTS
750.211A2A	Explosives - Poss of Molotov Cocktail/Other Expl.	15 ATTEMPTS
750.211A2B	Explosives - Poss Molotov Cock-tail Causing Damage	20 ATTEMPTS
750.213	Extortion	20 ATTEMPTS
750.218	False Pretenses W/Int to Defraud	10 ATTEMPTS
750.218-B	False Pretenses - Over \$100	10 ATTEMPTS
750.2184A	False Pretenses - \$1,000 Or More, Less Than \$20,000	5 ATTEMPTS
750.219A	Telephone-Obtain Serv False ID	4 ATTEMPTS
750.224	Weapons, Dangerous Weapon Sale/Poss	5 ATTEMPTS
750.2241-A	Weapon, Dangerous Weapon - Misc	5 ATTEMPTS
750.2241-B	Weapon, Dangerous Weapon - Gas Eject Dev	5 ATTEMPTS
750.224A	Weapons, Taser, Sale/Poss	4 ATTEMPTS
750.224B	Weapons, Short Barrel, Shotgun/Rifle	5 ATTEMPTS
750.224D2	Weapon, Using Self-defense Spray Device	2 ATTEMPTS
750.224F	Weapon, Poss by a Felon	5 ATTEMPTS
750.226	Carry Weapon W/Unlawful Intent	5 ATTEMPTS

TOTAL	0.5	1	1.5	2	2.5	3	3.5	4	4.5	5	10	15	20	25	>25	LIFE	AVG
46,617	379	2,641	2,926	5,621	2,106	4,588	1,141	2,611	243	3,724	8,674	2,863	2,150	1,113	1,325	4,195	7.2
44,915	330	2,436	2,692	5,274	1,962	4,402	1,043	2,602	242	3,706	8,636	2,849	2,141	1,106	1,323	4,171	7.3
1,385	49	205	234	347	144	186	98	9	1	18	38	14	9	7	2	24	2.5
8				1				1		2	2		1		1		10.5
1					1												2.5
4			1	1	1	1											2.1
2		1					1										1.8
2			1	1													1.6
1							1										3.0
52		1		3	2	10		2		5	18	8	2		1		7.8
24		1	2	3	4	1		4	1	4	3	1					4.2
2				1		1											2.5
143	1	5	10	27	13	26	7	17		19	17				1		3.6
11		3	2	2	1	2	1										1.9
4			1	1	1			1									2.3
1				1													1.7
1							1										3.0
2		1		1													1.5
1									1								3.3
3			1	2													1.8
1		1															1.0
1							1										3.0
2	1	1															0.7
25		2		7	6	7	1					1		1			3.8
2		1		1													1.3
2			2														1.4
162	1	13	24	38	23	25	6	10	1	8	10	1		1	1		3.1
4		2		2													1.2
26	1	2	4	4	2	3	5				2	1	1			1	4.0

NOTE: Be sure to check for related offense codes when examining a particular type of crime. They may or may not be in sequential order or even on the same page.

# C1 1999 Total Prisoner Population by Minimum Term Distribution — All Offenses

Page Nine of Eighteen

119

VIOLATIONS		GRAND TOTALS* VIOLATIONS ATTEMPTS Max. Penalty
750.227	Carrying Concealed Weapons	5
	ATTEMPTS	
750.227A	Weapons - Firearms - Unlawful Poss By Sec. Guard	4
	ATTEMPTS	
750.227B	Felony Firearm	10
	ATTEMPTS	
750.227B-A	Weapons - Felony Firearm	2
	ATTEMPTS	
750.227B-B	Weapons - Felony Firearm - 2nd Offense	5
	ATTEMPTS	
750.227C	Poss of Loaded Firearm in Vehicle	2
	ATTEMPTS	
750.234A	Firearm, Discharge from a Motor Vehicle	4
	ATTEMPTS	
750.234B	Firearm, Discharge at Dwelling	4
	ATTEMPTS	
750.248	Forgery of Records, Other Instruments	14
	ATTEMPTS	
750.248A	Financial Transaction Device - Utter & Publish	4
	ATTEMPTS	
750.249	Uttering & Publishing	14
	ATTEMPTS	
750.250	Forgery of State Warrant	7
	ATTEMPTS	
750.251	Forgery of Bank Bills & Notes	7
	ATTEMPTS	
750.252	Counterfeit Notes Poss W/Int to Utter & Publish	7
	ATTEMPTS	
750.254	Forged Notes, Possession W/Int to Utter & Publish	5
	ATTEMPTS	
750.260	Counterfeiting - Coins/Poss of 5 or More	LIFE
	ATTEMPTS	
750.261	Counterfeiting - Coins/Poss of Less than 5	10
	ATTEMPTS	
750.316	First Degree Murder	LIFE
	ATTEMPTS	
750.316-A	Murder - 1st Degree - Premeditated	LIFE
	ATTEMPTS	

TOTAL	0.5	1	1.5	2	2.5	3	3.5	4	4.5	5	10	15	20	25	>25	LIFE	AVG
46,617	379	2,641	2,926	5,621	2,106	4,588	1,141	2,611	243	3,724	8,674	2,863	2,150	1,113	1,325	4,195	7.2
44,915	330	2,436	2,692	5,274	1,962	4,402	1,043	2,602	242	3,706	8,636	2,849	2,141	1,106	1,323	4,171	7.3
1,385	49	205	234	347	144	186	98	9	1	18	38	14	9	7	2	24	2.5
397	15	71	63	114	36	43	18	8	3	16	5	2	2	1			2.3
22	3	7	6	5			1										1.2
1						1											3.0
154			1	143						10							2.1
6				6													2.0
41				40						1							2.0
1										1							5.0
3				1				1								1	3.0
6				2	1	2		1									2.6
23		5	3	8	1	3		3									2.1
104		4	9	13	6	18	2	9	1	15	26	1					4.1
12			2	4	2	2	2										2.3
1		1															1.0
663	4	25	74	130	45	100	29	76	8	91	74	6	1				3.5
71	2	4	11	20	13	17	4										2.2
1								1									4.0
2		1				1											2.0
1			1														1.5
1					1												2.5
1				1													2.0
1								1									4.0
1,947												3		2	5	1,937	33.0
12																12	
291										1	2	1	2			285	12.8
2						1										1	3.0

NOTE: Be sure to check for related offense codes when examining a particular type of crime. They may or may not be in sequential order or even on the same page.

# C1 1999 Total Prisoner Population by Minimum Term Distribution — All Offenses

Page Ten of Eighteen

120

VIOLATIONS		GRAND TOTALS* VIOLATIONS ATTEMPTS Max. Penalty
750.316-B	Murder - Felony	LIFE ATTEMPTS
750.316-C	Murder - Open - Statutory Short Form	LIFE ATTEMPTS
750.317	Second Degree Murder	LIFE ATTEMPTS
750.321	Manslaughter	15 ATTEMPTS
750.321-A	Manslaughter - Statutory Form	Short 15 ATTEMPTS
750.321-C	Manslaughter - Involuntary	15 ATTEMPTS
750.321-E	Manslaughter with Motor Vehicle	15 ATTEMPTS
750.322	Homicide - Killing of Unborn Child	15 ATTEMPTS
750.324	Negligent Homicide	2 ATTEMPTS
750.329	Death, Firearm without Malice	15 ATTEMPTS
750.335A	Indecent Exposure, Sexually Delinquent Person	1 ATTEMPTS
750.338	Gross Indecency Betw. Males - Commit/Procure	5 ATTEMPTS
750.338A	Gross Indecency Betw. Females - Commit/Procure	5 ATTEMPTS
750.338B	Gross Indecency Male & Female - Commit/Procure	5 ATTEMPTS
750.349	Kidnapping	LIFE ATTEMPTS
750.349A	Prisoner Taking a Hostage	LIFE ATTEMPTS
750.349[S]	Kidnapping - Solicitation	LIFE ATTEMPTS
750.350	Kidnapping - Child Enticement	LIFE ATTEMPTS
750.356	Larceny	10 ATTEMPTS

TOTAL	0.5	1	1.5	2	2.5	3	3.5	4	4.5	5	10	15	20	25	>25	LIFE	AVG
46,617	379	2,641	2,926	5,621	2,106	4,588	1,141	2,611	243	3,724	8,674	2,863	2,150	1,113	1,325	4,195	7.2
44,915	330	2,436	2,692	5,274	1,962	4,402	1,043	2,602	242	3,706	8,636	2,849	2,141	1,106	1,323	4,171	7.3
1,385	49	205	234	347	144	186	98	9	1	18	38	14	9	7	2	24	2.5
199																199	0.0
83										2	2		2	1	1	75	16.2
3,353		1	1	1		3		7		16	378	593	643	501	506	703	21.6
12				1								4	1			6	17.0
377	1	3		7		13	4	33	4	51	231	16	11		3		7.9
1						1											3.0
172		2	2	3	3	13	2	10	1	32	95	3	4		2		6.9
156		4	1	6	1	9	2	15	1	31	75	10	1				6.6
2				1							1						6.0
82				4	2	5	3	7	1	16	39	3	2				6.5
1				1										1			2.0
9		1	3	2		2		1									2.0
16						1		1		6	8						6.6
15	1	2	1	6	1	2					2						2.6
1				1													2.5
7				3	1		2				1						3.1
1							1										3.3
14			2	3	3	2	4										2.5
2		1	1														1.1
286				6	1	3	1	3	1	12	65	51	37	17	30	59	16.4
9				5	2	1					1						2.7
8											3	1	1		1	2	19.8
1										1							5.0
16				1				1		1	5		2	1	4	1	17.9
2				1			1										2.6
45		5	7	11	5	6	4	1			4	1		1			3.4
5	1	3	1														0.9

NOTE: Be sure to check for related offense codes when examining a particular type of crime. They may or may not be in sequential order or even on the same page.



# C1 1999 Total Prisoner Population by Minimum Term Distribution — All Offenses

Page Eleven of Eighteen

121

VIOLATIONS		GRAND TOTALS* VIOLATIONS ATTEMPTS Max. Penalty
750.356-A	Larceny - Over \$100	5 ATTEMPTS
750.3563A	Larceny - \$1,000 Or More But Less Than \$20,000	5 ATTEMPTS
750.3563B	Larceny - \$200 Or More But Less Than \$1,000 - 2nd Off	5 ATTEMPTS
750.356A	Larceny, Motor Vehicle	5 ATTEMPTS
750.356A-A	Larceny - From a Motor Vehicle	5 ATTEMPTS
750.356A-B	Breaking and Entering - A Vehicle Steal Prop. Over \$5	5 ATTEMPTS
750.356A-C	Breaking and Entering - A Vehicle (w Damage)	5 ATTEMPTS
750.356A1	Larceny - From a Motor Vehicle	5 ATTEMPTS
750.356A2C1	Breaking and Entering - A Vehicle Steal Prop. \$1K-<\$20K	5 ATTEMPTS
750.356A3	Breaking and Entering - A Vehicle (w Damage)	5 ATTEMPTS
750.356B	B & E Coin Operated Telephone	4 ATTEMPTS
750.356C	Retail Fraud - 1st Degree	5 ATTEMPTS
750.356D	Retail Fraud - 2nd Degree	MISD ATTEMPTS
750.357	Larceny from Person	10 ATTEMPTS
750.357B	Firearms, Stealing of Another	5 ATTEMPTS
750.360	Larceny in Building	4 ATTEMPTS
750.362	Larceny By Conversion	10 ATTEMPTS
750.362-A	Larceny - By Conversion Over \$100	5 ATTEMPTS
750.3623A	Larceny - By Conversion Betw. \$1K and \$20K	5 ATTEMPTS

TOTAL	0.5	1	1.5	2	2.5	3	3.5	4	4.5	5	10	15	20	25	>25	LIFE	AVG
46,617	379	2,641	2,926	5,621	2,106	4,588	1,141	2,611	243	3,724	8,674	2,863	2,150	1,113	1,325	4,195	7.2
44,915	330	2,436	2,692	5,274	1,962	4,402	1,043	2,602	242	3,706	8,636	2,849	2,141	1,106	1,323	4,171	7.3
1,385	49	205	234	347	144	186	98	9	1	18	38	14	9	7	2	24	2.5
130		14	17	42	16	25	7	4		2	2	1					2.3
10		2	2	6													1.5
6	1	1	3			1											1.4
1			1														1.5
68	2	14	8	15	5	12	5		1	1	3	1			1		2.9
7	2	2	2	1													1.0
28		2	2	13	3	5	2	1									2.2
1			1														1.2
167	5	24	20	41	24	31	13	3		3	3						2.2
8		4	3	1													1.2
58	1	5	12	17	5	7	6	3		2							2.2
1				1													1.7
5			1	3	1												1.9
1		1															0.8
2			1	1													1.7
6		1	3	1			1										1.8
1				1													2.0
1	1																0.3
620	25	158	162	156	33	52	3	12	1	8	10						1.7
3		1		2													1.6
1			1														1.5
445	5	22	35	88	41	95	9	46	2	53	42	5	1			1	3.3
34		4	4	7	7	6	5	1									2.3
16		1	1	6	1	2	2	1		2							2.7
3			2			1											1.9
305	12	42	59	88	29	49	1	12	1	4	8						2.1
21	3	7	10	1													1.0
6		2	1	1		1									1		5.5
1	1																0.5
45		8	6	16	2	4	6	1		2							2.2
2			1						1								3.0
2			1	1													1.6

NOTE: Be sure to check for related offense codes when examining a particular type of crime. They may or may not be in sequential order or even on the same page.

# C1 1999 Total Prisoner Population by Minimum Term Distribution — All Offenses

Page Twelve of Eighteen

122

VIOLATIONS		GRAND TOTALS*	VIOLATIONS	ATTEMPTS	Max. Penalty
750.362A	Fail to Return Rented Prop Over \$100	2	ATTEMPTS		
750.362AA	Fail to Return Rented Property Over \$100	2	ATTEMPTS		
750.363	Larceny by False Personation	10	ATTEMPTS		
750.377A	Malicious Destr. of Personal Property	10	ATTEMPTS		
750.377A-A	Malicious Destr. of Personal Property Over \$100	4	ATTEMPTS		
750.377A1B1	Mal Destr. of Personal Property Betw \$1K & <\$20K	5	ATTEMPTS		
750.377B	Mal Destr. Police or Fire Dept Property	4	ATTEMPTS		
750.380	Malicious Destr. of Bldg.	10	ATTEMPTS		
750.380-A	Malicious Destr. of Building Over \$100	4	ATTEMPTS		
750.3803A	Malicious Destr. of Building - Betw \$1K & <\$20K	5	ATTEMPTS		
750.383A	Malicious Destr. of Utility Property	4	ATTEMPTS		
750.411A	False Report of a Crime	4	ATTEMPTS		
750.411A1B	False Report of a Felony	4	ATTEMPTS		
750.411A2	False Bomb Threat	4	ATTEMPTS		
750.411H	Stalking	1	ATTEMPTS		
750.411H2B	Stalking a Minor	5	ATTEMPTS		
750.411I	Stalking, Aggravated	5	ATTEMPTS		
750.413	Unlawfully Driving Away an Automobile	5	ATTEMPTS		
750.414	Unlawful Use Auto w/o Int to Steal	2	ATTEMPTS		

TOTAL	0.5	1	1.5	2	2.5	3	3.5	4	4.5	5	10	15	20	25	>25	LIFE	AVG
46,617	379	2,641	2,926	5,621	2,106	4,588	1,141	2,611	243	3,724	8,674	2,863	2,150	1,113	1,325	4,195	7.2
44,915	330	2,436	2,692	5,274	1,962	4,402	1,043	2,602	242	3,706	8,636	2,849	2,141	1,106	1,323	4,171	7.3
1,385	49	205	234	347	144	186	98	9	1	18	38	14	9	7	2	24	2.5
9		1	1	1		3	1				1	1					4.6
2		1	1														1.1
4				3	1												2.0
58	1	9	10	15	8	11		2		1	1						2.1
1		1															1.0
55	2	7	10	20	6	6		2	1	1							2.0
3		1	1	1													1.4
1		1															1.0
56	1	9	9	13	10	8	1	5									2.1
11	1	2		4	2			1		1							2.1
1		1															1.0
37	1	4	3	16	5	5	1	1			1						2.1
2				2													2.0
1				1													1.8
1			1														1.5
2		1					1										2.2
7		2	2	1	1			1									1.9
3				2							1						4.6
1				1													2.0
3	1				1						1						4.2
117	1	8	23	29	13	26	8	4		2	1	1			1		2.6
6			3	3													1.5
486	2	49	57	148	62	68	46	12	2	16	21	2				1	2.5
21	1	4	5	8	1	1	1										1.6
44	1	19	14	7	1						2						1.4

NOTE: Be sure to check for related offense codes when examining a particular type of crime. They may or may not be in sequential order or even on the same page.

# C1 1999 Total Prisoner Population by Minimum Term Distribution — All Offenses

Page Thirteen of Eighteen

123

VIOLATIONS		GRAND TOTALS* VIOLATIONS ATTEMPTS Max. Penalty
750.415	MV Conceal or Misrep ID with Intent (Misd & Felony)	4 ATTEMPTS
750.422	Perjury, Court Proceeding	15 ATTEMPTS
750.424	Perjury - Subornation	15 ATTEMPTS
750.425	Incite or Procure to Commit Perjury	5 ATTEMPTS
750.439	Polygamy	4 ATTEMPTS
750.451	Prostitution - 2nd or > Offense	2 ATTEMPTS
750.451-B	Prostitution - 3rd Offense	2 ATTEMPTS
750.455	Pandering	20 ATTEMPTS
750.459	Prostitution - Transport Female (perhaps compel)	20 ATTEMPTS
750.479	Resisting, Obstructing Officer	2 ATTEMPTS
750.479-B	Police Officer - Resist & Obstruct	2 ATTEMPTS
750.479A	Police Officer - Fleeing	10 ATTEMPTS
750.479A-B	Peace Officer-Resist Arrest Injury Inf	2 ATTEMPTS
750.479A2	Police Officer - Fleeing - 4th Degree	2 ATTEMPTS
750.479A3	Police Officer - Fleeing 3rd Degree	5 ATTEMPTS
750.479A4	Police Officer - Fleeing 2nd Offense	4 ATTEMPTS
750.479A4-A	Police Officer - Fleeing (Penal Code) - 2nd Degree	10 ATTEMPTS
750.479A5	Police Officer - Fleeing (Penal Code) Serious Injury	4 ATTEMPTS
750.479B2	Peace Officer - Disarming Firearm	10 ATTEMPTS

TOTAL	0.5	1	1.5	2	2.5	3	3.5	4	4.5	5	10	15	20	25	>25	LIFE	AVG
46,617	379	2,641	2,926	5,621	2,106	4,588	1,141	2,611	243	3,724	8,674	2,863	2,150	1,113	1,325	4,195	7.2
44,915	330	2,436	2,692	5,274	1,962	4,402	1,043	2,602	242	3,706	8,636	2,849	2,141	1,106	1,323	4,171	7.3
1,385	49	205	234	347	144	186	98	9	1	18	38	14	9	7	2	24	2.5
1								1									4.0
16		1	1		2	2	1			2	5	1			1		7.0
1						1											3.0
2								1			1						7.0
1											1						10.0
1				1													2.0
2		2															0.8
10		6	4														1.0
3						1		1			1						5.6
2						1				1							4.0
9		3	2	2						1	1						2.7
109	3	31	33	20	5	7	1	5	1	1	2						1.7
1						1											3.0
5	1		3			1											1.4
30		10	10	5	1	4											1.5
161		26	37	45	20	22	6	3	1		1						2.0
4		1	1	2													1.4
6	1	1	2			1					1						2.5
2						1					1						4.2
4		1		1						1		1					5.7
1						1											3.0
9	1			2		1				1	2	1				1	5.0
6		2	1	1				2									1.9

NOTE: Be sure to check for related offense codes when examining a particular type of crime. They may or may not be in sequential order or even on the same page.

# C1 1999 Total Prisoner Population by Minimum Term Distribution — All Offenses

Page Fourteen of Eighteen

124

VIOLATIONS		GRAND TOTALS* VIOLATIONS ATTEMPTS Max. Penalty
750.50B	Animals, Killing/Torturing	4 ATTEMPTS
750.505	Common Law Offense, No Express Penalty	5 ATTEMPTS
750.505-A	Obstruction of Justice	5 ATTEMPTS
750.505-B	Accessory after the Fact to Felony	5 ATTEMPTS
750.520	Criminal Sexual Conduct (CSC)	LIFE ATTEMPTS
750.520B	CSC - 1st Degree	LIFE ATTEMPTS
750.520B1A	CSC - 1st Degree - Person Under 13	LIFE ATTEMPTS
750.520B1B	CSC - 1st Degree - Relationship	LIFE ATTEMPTS
750.520B1C	CSC - 1st Degree - During Felony	LIFE ATTEMPTS
750.520B1D	CSC - 1st Degree - Accomplices	LIFE ATTEMPTS
750.520B1E	CSC - 1st Degree - Weapon Used	LIFE ATTEMPTS
750.520B1F	CSC - 1st Degree - Personal Injury	LIFE ATTEMPTS
750.520B1G	CSC - 1st Degree - Injury to Incap. Victim	LIFE ATTEMPTS
750.520B1H	CSC - 1st Degree - Mentally Disabled-Relation	LIFE ATTEMPTS
750.520C	CSC, 2nd Degree	15 ATTEMPTS
750.520C1A	CSC - 2nd Degree - Person Under 13	15 ATTEMPTS
750.520C1B	CSC - 2nd Degree - Relationship	15 ATTEMPTS
750.520C1C	CSC - 2nd Degree - During Felony	15 ATTEMPTS
750.520C1D	CSC - 2nd Degree - Accomplices	15 ATTEMPTS

TOTAL	0.5	1	1.5	2	2.5	3	3.5	4	4.5	5	10	15	20	25	>25	LIFE	AVG
46,617	379	2,641	2,926	5,621	2,106	4,588	1,141	2,611	243	3,724	8,674	2,863	2,150	1,113	1,325	4,195	7.2
44,915	330	2,436	2,692	5,274	1,962	4,402	1,043	2,602	242	3,706	8,636	2,849	2,141	1,106	1,323	4,171	7.3
1,385	49	205	234	347	144	186	98	9	1	18	38	14	9	7	2	24	2.5
3		1			1	1											2.0
6				1		1		1					1		2		16.5
8		2		3		2	1										2.1
1			1														1.3
32		1	3	5	3	7	7			3	2		1				3.5
1				1													1.7
28							1				1		1	3	5	17	35.4
1,866	1	4	1	19	3	16	3	30	3	80	544	333	282	134	220	193	16.5
14			1	2	2	1	1				1	1	1	3		1	9.9
1,092		3	1	13	5	31	11	33	1	77	393	188	139	72	75	50	13.3
21			2	7	1	5	4				1	1	1				3.9
201		1	2	1	1	11		4	1	11	68	37	24	19	16	5	13.8
5		1		2	1	1											2.1
89			1			2				5	12	19	15	9	16	10	20.1
47				1		1				1	13	12	6	5	6	2	17.0
175					1	1		1		4	35	36	34	14	30	19	19.1
1																1	
168			1			1		3		3	38	30	30	26	25	11	19.0
4		1			1		1				1						4.2
2				1												1	2.0
11				1							2	2	3	1	2		17.5
1				1													2.0
810	2	7	15	74	16	128	21	72	6	161	279	22	6		1		5.6
10				6	1	1					2						3.0
1,055		10	32	112	43	153	29	107	7	184	332	31	14		1		5.4
65		2	6	26	6	14	11										2.3
141		1	4	16	7	31	2	15	1	25	34	4	1				4.9
8			2	3	2		1										2.1
13					1	4		2		1	5						4.9
9						4			1	1	3						5.3
1				1													2.0

NOTE: Be sure to check for related offense codes when examining a particular type of crime. They may or may not be in sequential order or even on the same page.

# C1 1999 Total Prisoner Population by Minimum Term Distribution — All Offenses

Page Fifteen of Eighteen

125

VIOLATIONS		GRAND TOTALS* VIOLATIONS ATTEMPTS Max. Penalty
750.520C1E	CSC - 2nd Degree - Weapon Used	15 ATTEMPTS
750.520C1F	CSC - 2nd Degree - Personal Injury	15 ATTEMPTS
750.520C1G	CSC - 2nd Degree - Injury to Incap. Victim	15 ATTEMPTS
750.520C1H	CSC - 2nd Degree - Mentally Disabled-Relation	15 ATTEMPTS
750.520D	CSC, 3rd Degree	15 ATTEMPTS
750.520D1A	CSC - 3rd Degree - Person 13 Through 15	15 ATTEMPTS
750.520D1B	CSC - 3rd Degree - Force or Coercion	15 ATTEMPTS
750.520D1C	CSC - 3rd Degree - Incapaci- tated Victim	15 ATTEMPTS
750.520D1D	CSC - 3rd Degree - Incest	15 ATTEMPTS
750.520E	CSC, 4th Degree	2 ATTEMPTS
750.520E1A	CSC - 4th Degree - Force or Coercion	2 ATTEMPTS
750.520E1A-A	CSC - 4th Degree - Victim 13 Through 15	2 ATTEMPTS
750.520E1B	CSC - 4th Degree - Incapaci- tated Victim	2 ATTEMPTS
750.520E1G	CSC - 4th Degree - Incest	2 ATTEMPTS
750.520F	CSC - 2nd Offense	LIFE ATTEMPTS
750.520G	Assault W/Int C Sex C	10 ATTEMPTS
750.520G1	CSC - Assault With Intent to Commit CSC	10 ATTEMPTS
750.520G2	Asslt W/Intent to Commit CSC 2nd Degree	5 ATTEMPTS
750.529	Robbery Armed	LIFE ATTEMPTS

TOTAL	0.5	1	1.5	2	2.5	3	3.5	4	4.5	5	10	15	20	25	>25	LIFE	AVG
46,617	379	2,641	2,926	5,621	2,106	4,588	1,141	2,611	243	3,724	8,674	2,863	2,150	1,113	1,325	4,195	7.2
44,915	330	2,436	2,692	5,274	1,962	4,402	1,043	2,602	242	3,706	8,636	2,849	2,141	1,106	1,323	4,171	7.3
1,385	49	205	234	347	144	186	98	9	1	18	38	14	9	7	2	24	2.5
4							1				3						6.1
1							1										3.3
58				6	5	10		8		6	19	1	2		1		6.5
2										1		1					8.5
6			1	1	1			1			2						3.9
7					1	1	1	1		1	1	1					5.2
1		1															1.0
856	8	14	20	67	34	99	20	87	10	127	326	32	8	1	2	1	5.9
29		2	4	7	6	6	3						1				2.9
690	4	39	21	61	34	98	20	69	9	93	221	12	7			2	4.9
100		5	18	27	24	16	10										2.2
434		6	7	26	15	33	8	43	3	68	201	18	4	1	1		6.4
37		1	3	17	7	6	2			1							2.3
40		1	6	5	1	2		6		3	13	2	1				5.3
4			1	2													2.2
22				2			1	1		5	12	1					7.2
1							1										3.3
24		8	10	3		1	1				1						1.6
59	3	12	32	6	1	2		1		1	1						1.6
15	1	6	7		1												1.1
7		4	2	1													1.2
2			1			1											2.0
2										1			1				12.5
47			1	10	3	3	4	6		6	11	3					4.9
2							1			1							4.0
351		4	20	60	22	71	7	53	2	48	57	2		2	3		4.1
7			1	3	2		1										2.2
75		6	11	19	8	13	12	2		1	2					1	2.5
6		2	1	3													1.4
4,474	6	54	75	213	99	346	65	333	32	514	1,383	501	352	140	162	199	9.5
38		2	2	3	3	2	3	3		1	9	6		1	2	1	8.6

NOTE: Be sure to check for related offense codes when examining a particular type of crime. They may or may not be in sequential order or even on the same page.

# C1 1999 Total Prisoner Population by Minimum Term Distribution — All Offenses

Page Sixteen of Eighteen

126

VIOLATIONS		GRAND TOTALS* VIOLATIONS ATTEMPTS Max. Penalty
750.529A	Car Jacking	LIFE ATTEMPTS
750.530	Robbery Unarmed	15 ATTEMPTS
750.531	Robbery, Bank/Safe/Vault	LIFE ATTEMPTS
750.531-A	Bank Robbery	LIFE ATTEMPTS
750.531B	Robbery, Safe Breaking	LIFE ATTEMPTS
750.535	Receiving Stolen Property	5 ATTEMPTS
750.535-A	Stolen Property - Receive & Conc over \$100	5 ATTEMPTS
750.535-B	Receiving Stolen Property \$100 or Less	MISD ATTEMPTS
750.535-C	Stolen Property - Receive & Conc <\$100 - 3rd Off	5 ATTEMPTS
750.535A	Motor Vehicles - Operating a Chop Shop	10 ATTEMPTS
750.535A2	Motor Vehicles - Operating a Chop Shop	10 ATTEMPTS
750.535B	Weapons, Firearms Receiving & Conc	10 ATTEMPTS
750.5352A	Stolen Property - Rec & Conc \$20K+	10 ATTEMPTS
750.5353A	Stolen Property - Rec & Conc Betw \$1K & <\$20K	5 ATTEMPTS
750.5353B	Stolen Prop - Rec & Conc Betw \$200 & <\$1K, 2nd Off.	5 ATTEMPTS
750.72	Burning Dwelling House	20 ATTEMPTS
750.72-A	Arson - Dwelling House	20 ATTEMPTS
750.72-B	Arson - Dwelling House Curtilage	20 ATTEMPTS
750.73	Arson - Real Property	10 ATTEMPTS

TOTAL	0.5	1	1.5	2	2.5	3	3.5	4	4.5	5	10	15	20	25	>25	LIFE	AVG
46,617	379	2,641	2,926	5,621	2,106	4,588	1,141	2,611	243	3,724	8,674	2,863	2,150	1,113	1,325	4,195	7.2
44,915	330	2,436	2,692	5,274	1,962	4,402	1,043	2,602	242	3,706	8,636	2,849	2,141	1,106	1,323	4,171	7.3
1,385	49	205	234	347	144	186	98	9	1	18	38	14	9	7	2	24	2.5
305	1	9	14	29	11	42	7	25	3	58	77	19	4	2	2	2	5.6
8			3	2	1	1				1							2.3
1,102	2	28	51	125	50	169	29	132	12	165	277	36	16	3	3	4	5.1
23		3	1	7	3	4	3	1		1							2.5
150			1	5	2	7		9		20	39	28	22	9	4	4	11.5
1					1												2.5
181		2	7	8	2	20	3	27	2	29	50	21	7	1	2		7.0
1								1									4.0
45			2	1	1	6	1	2		5	20	3	1		2	1	7.9
2		1									1						5.3
168	2	23	29	38	13	21	9	6		8	12	4	1		1	1	3.1
11		5	4	1		1											1.3
479	8	65	74	149	53	71	31	11	1	7	7	1	1				2.2
25	3	4	7	11													1.3
3			1	1			1										2.2
1		1															1.0
160	1	20	21	39	13	44	9	1	2	6	3	1					2.5
4	1	2		1													1.0
5	1			2		1					1						3.5
34			5	7	3	8	1	7	1	2							2.8
4				2		1						1					3.2
8	1	1	1	5													1.6
68	4	16	17	17	6	3	2	2		1							1.7
3			2	1													1.5
1		1															1.0
83	1	5	3	6	4	6	1	11	1	9	22	11	2		1		6.5
1				1													2.0
94			11	10	2	13	4	8	1	16	20	7	1		1		5.2
4		1				1	2										2.6
12		2	1	1		1				2	5						4.7
90		5	10	17	6	16	2	6		10	15	1	1			1	3.7
3		1				1				1							3.0

NOTE: Be sure to check for related offense codes when examining a particular type of crime. They may or may not be in sequential order or even on the same page.

# C1 1999 Total Prisoner Population by Minimum Term Distribution — All Offenses

Page Seventeen of Eighteen

127

VIOLATIONS		GRAND TOTALS* VIOLATIONS ATTEMPTS Max. Penalty
750.74	Arson - Personal Property	10 ATTEMPTS
750.74B	Arson - Personal Property Over \$50	4 ATTEMPTS
750.741C1	Arson - Personal Property Betw \$1K & <\$20K	5 ATTEMPTS
750.75	Arson - Insured Property	10 ATTEMPTS
750.77	Arson-Preparing to Burn	10 ATTEMPTS
750.77-B	Arson - Prepare to Burn Real or Personal Prop >\$50	4 ATTEMPTS
750.81	Assault or Assault and Battery	2 ATTEMPTS
750.812	Domestic Violence	MISD ATTEMPTS
750.814	Domestic Violence - 3rd Offense	2 ATTEMPTS
750.81A	Assault, Aggravated	MISD ATTEMPTS
750.81A3	Domestic Violence - Aggravated 2nd Offense	2 ATTEMPTS
750.82	Felonious Assault	4 ATTEMPTS
750.83	Asslt W/Int to Commit Murder	LIFE ATTEMPTS
750.84	Asslt W/Int Gr Bod Hrm Less Murder	10 ATTEMPTS
750.86	Assault W/Intent to Maim	10 ATTEMPTS
750.87	Asslt W/Intent to Commit Felony	10 ATTEMPTS
750.88	Asslt W/Intent to Rob & Steal Unarmed	15 ATTEMPTS
750.89	Asslt W/Intent to Rob & Steal Armed	LIFE ATTEMPTS
750.91	Attempt to Murder	LIFE ATTEMPTS

TOTAL	0.5	1	1.5	2	2.5	3	3.5	4	4.5	5	10	15	20	25	>25	LIFE	AVG
46,617	379	2,641	2,926	5,621	2,106	4,588	1,141	2,611	243	3,724	8,674	2,863	2,150	1,113	1,325	4,195	7.2
44,915	330	2,436	2,692	5,274	1,962	4,402	1,043	2,602	242	3,706	8,636	2,849	2,141	1,106	1,323	4,171	7.3
1,385	49	205	234	347	144	186	98	9	1	18	38	14	9	7	2	24	2.5
2			1							1							3.2
10		2		4		1				1	2						2.9
2			1	1													1.6
3			1	1		1											2.1
6	2	1		2	1												1.3
9		1	4	2		2											1.7
1	1																0.5
3	2			1													0.8
2		1			1												1.7
52		9	23	12	3	3					2						1.8
2		2															1.0
6		2	4														1.2
809	23	132	110	245	69	128	8	39		19	31	2	2			1	2.3
39	1	11	21	3		1					2						1.6
1,317		4	2	7	4	18	4	21	1	49	401	286	189	98	118	115	15.5
8						1					3	1	1	2			13.5
1,425	1	32	27	153	58	231	50	205	24	226	361	35	6	5	1	10	4.7
32		1	1	6	7	7	7	2		1							2.7
4				1						1	2						6.7
20				4		2		1		2	9	2					6.1
152		7	5	16	11	15	3	20		27	39	6	1		2		5.3
3				1	1		1										2.6
763		5	13	50	18	66	15	58	9	107	223	76	60	14	20	29	8.5
12			2	2	1	2					2	1	1			1	5.7
15					1		2	1			7					4	6.2

NOTE: Be sure to check for related offense codes when examining a particular type of crime. They may or may not be in sequential order or even on the same page.

# C1 1999 Total Prisoner Population by Minimum Term Distribution — All Offenses

Page Eighteen of Eighteen

128

VIOLATIONS		GRAND TOTALS* VIOLATIONS ATTEMPTS Max. Penalty
752.1003	False Health Care Claims	4 ATTEMPTS
752.191	Felonious Driving	2 ATTEMPTS
752.541	Riot	10 ATTEMPTS
752.542	Incite to Riot	10 ATTEMPTS
752.543	Unlawful Assembly	5 ATTEMPTS
752.795	Computers, Alter, Damage, Destroy	10 ATTEMPTS
752.811A	Break & Enter - Coin-Operated Device	3 ATTEMPTS
752.861	Weapons - Firearms, Careless Use Causing Inj/Death	2 ATTEMPTS
752.863A	Weapons - Firearms, Careless Use	MISD ATTEMPTS
769.11	Habitual Offender Third Felony	LIFE ATTEMPTS
769.12	Habitual Offender Fourth Felony	LIFE ATTEMPTS
800.281	Prisons - Contraband	5 ATTEMPTS
800.2812	Prisons - Furnish Contraband to Prisoners Outside Prison	5 ATTEMPTS
800.2813	Prisons - Bringing Contraband Into	5 ATTEMPTS
800.2814	Prisons - Prisoner Possessing Contraband	5 ATTEMPTS
800.283	Prisons - Weapons	5 ATTEMPTS
800.2834	Prisons - Prisoner Possessing Weapon	5 ATTEMPTS

TOTAL	0.5	1	1.5	2	2.5	3	3.5	4	4.5	5	10	15	20	25	>25	LIFE	AVG
46,617	379	2,641	2,926	5,621	2,106	4,588	1,141	2,611	243	3,724	8,674	2,863	2,150	1,113	1,325	4,195	7.2
44,915	330	2,436	2,692	5,274	1,962	4,402	1,043	2,602	242	3,706	8,636	2,849	2,141	1,106	1,323	4,171	7.3
1,385	49	205	234	347	144	186	98	9	1	18	38	14	9	7	2	24	2.5
1			1														1.2
2								1			1						5.5
2		1						1									2.4
1							1										3.3
3				1	2												2.3
1					1												2.5
12		1	5	2	1	1		1			1						2.6
1				1													2.0
3	1		1								1						2.9
1	1																0.5
2			1			1											2.2
14					1								1		12		44.4
6	1	2				1	1				1						2.4
2		1	1														1.1
1	1																0.3
1		1															1.0
2		2															1.0
83	6	34	18	7	5	5	1	2		2	3						1.7
4	2	1		1													0.8
11		3		2		3				1	1	1					3.8
59	6	22	7	5	3	6	4	1		1	1	2	1				2.5
13	6	4	1	2													0.8

NOTES: Be sure to check for related offense codes when examining a particular type of crime. They may or may not be in sequential order or even on the same page.

Total Prisoner Population includes prisoners in institutions, camps, the SAI - Prison program, and Community Residential Programs. Largest minimum term is reported. When minimum terms exceed maximum penalties that may be due to anomalies in criminal justice practices, habitualized offenses, database errors, etc. Each minimum term category is rounded up from the preceding category (for example the ten-year category includes all minimums longer than five years up to exactly ten years). Minimum term averages are based on raw data (with life sentences excluded from the calculations).



# C1a 1999 Total Prisoner Population by Minimum Term Distribution — Non-Assaultive Offenses

Page One of Eight

129

GRAND TOTALS		
	VIOLETIONS	4
	ATTEMPTS	5
	Max Penalty	
28.729	Sex Offender - Fail to Register	4
	ATTEMPTS	
205.4282	Tobacco Product Tax Act Violation	5
	ATTEMPTS	
257.254	MV Code - Intent to Pass False Title	10
	ATTEMPTS	
257.256	Registration/Plates Unlawful Use Of	MISD
	ATTEMPTS	
257.257	Registration/Plates Altered/Forged	5
	ATTEMPTS	
257.617	Leave Scene Serious Personal Inj. Accident	5
	ATTEMPTS	
257.617A	Leave Scene Personal Injury Accident	1
	ATTEMPTS	
257.6251-A	OUIL	MISD
	ATTEMPTS	
257.62510C	Operating - OWI - 3rd Offense	5
	ATTEMPTS	
257.6256B	Drive M.V. Addict or Intox 2nd Off.	1
	ATTEMPTS	
257.6256D	OUIL - 3rd Offense	5
	ATTEMPTS	
257.903	Motor Vehicle Code, False ID	5
	ATTEMPTS	
257.9041B	Operate - Allow Suspend, Revoked to Operate	MISD
	ATTEMPTS	
400.601-B	Welfare Fraud \$500 Up	4
	ATTEMPTS	
400.602-B	Welfare Fraud Fail to Inform \$500 or More	4
	ATTEMPTS	
500.45111	Insurance - Fraudulent Acts	4
	ATTEMPTS	
570.152	Violation of Building Trust Act	3
	ATTEMPTS	
750.110	Breaking & Entering	10
	ATTEMPTS	
750.110-A	Break & Enter - Unoccup. Bldg. w/Intent	10
	ATTEMPTS	
750.110-B	Break & Enter Occup Bldg. w/Intent	15
	ATTEMPTS	

TOTAL	0.5	1	1.5	2	2.5	3	3.5	4	4.5	5	10	15	20	25	>25	LIFE	AVG
11,567	190	1,172	1,501	2,662	990	1,764	581	660	72	792	936	141	49	11	32	14	3.1
11,019	158	1,074	1,393	2,522	941	1,689	550	658	71	786	931	140	49	11	32	14	3.2
548	32	98	108	140	49	75	31	2	1	6	5	1					1.9
14	2	2	2	4	1	1				1	1						2.0
1			1														1.3
1				1													2.0
26		3	2	4	2	5	2	3		1	2	2					3.8
1										1							5.0
1						1											2.7
8	1	2		1	3	1											1.8
30			3	7	3	8	5		1	1	2						3.1
1		1															1.0
59		3	7	15	8	11	7	2	1	4			1				2.9
2				1			1										2.6
3				2			1										2.4
1,099	3	73	177	289	137	202	128	34	5	38	13						2.4
4				1		3											2.6
7				1	1	2	2			1							3.1
1			1														1.5
2		1		1													1.5
2				1	1												2.2
1			1														1.3
1	1																0.5
3			1	1				1									2.5
2,079	11	88	162	302	135	348	95	196	16	246	366	65	29	6	9	5	4.5
102	2	14	13	26	10	21	8	1		3	3	1					2.5
153		9	9	24	12	32	7	11	3	17	24	3	2				4.0
10		2	2	3	2	1											1.8
156	2	3	7	10	4	17		16		16	64	15	1		1		6.5
8			3	1	2	1					1						2.6

NOTE: Be sure to check for related offense codes when examining a particular type of crime. They may or may not be in sequential order or even on the same page.

# C1a 1999 Total Prisoner Population by Minimum Term Distribution — Non-Assaultive Offenses

Page Two of Eight

130

		GRAND TOTALS
		VIOLATIONS
		ATTEMPTS
		Max Penalty
750.110A3	Home Invasion - 2nd Degree	15
	ATTEMPTS	
750.111	Entering w/o Breaking	5
	ATTEMPTS	
750.115	Illegal Entry (w/o Owners	MISD
	Permission)	ATTEMPTS
750.116	Possession of Burglars Tools	10
	ATTEMPTS	
750.117	Bribery of Public Officer	4
	ATTEMPTS	
750.131A	Checks w/o Account or	2
	w/o Suff Funds	ATTEMPTS
750.131A1	Check - No Account	2
	ATTEMPTS	
750.131A2	Check - 3 Non-Sufficient Funds	2
	Within 10 Days	ATTEMPTS
750.1313C	Check - Non-Sufficient Funds	2
	- \$500 or More	ATTEMPTS
750.147B	Ethnic Intimidation	2
	ATTEMPTS	
750.157A	Conspiracy	5
	ATTEMPTS	
750.157N	Financial Device, Poss/Use Fraud	4
	Trans	ATTEMPTS
750.157N1	Financial Transaction Device -	4
	Poss w/o Consent	ATTEMPTS
750.157N2	Financial Transaction Device -	4
	Poss Fraudulent One	ATTEMPTS
750.157P	Credit Cards - Illegal Poss w/Intent	4
	to Sell/Use	ATTEMPTS
750.157Q	Credit Card Illegal Sale/Use	4
	ATTEMPTS	
750.157U	Forge Cdholder Sign, RSL3	1
	Overcharge	ATTEMPTS
750.157V	Financial Transaction Device -	4
	False ID	ATTEMPTS
750.157W	Financial Trans W/Intent Defraud	10
	ATTEMPTS	
750.15911	Criminal Enterprise - Conducting	20
	ATTEMPTS	

TOTAL	0.5	1	1.5	2	2.5	3	3.5	4	4.5	5	10	15	20	25	>25	LIFE	AVG
11,567	190	1,172	1,501	2,662	990	1,764	581	660	72	792	936	141	49	11	32	14	3.1
11,019	158	1,074	1,393	2,522	941	1,689	550	658	71	786	931	140	49	11	32	14	3.2
548	32	98	108	140	49	75	31	2	1	6	5	1					1.9
952		25	76	136	85	173	36	100	16	130	159	11	2		2	1	3.9
50		1	6	11	9	16	6			1							2.5
78	1	12	12	18	8	15	5	1		1	5						2.5
3		2		1													1.2
2				1						1							3.5
35		1		12	3	5	1	2		6	1	3				1	3.9
1			1														1.5
1		1															1.0
7		1	2			3	1										2.3
32		6	15	7	1	1		1		1							1.6
11		5	6														1.1
8	1	3	1	1	1	1											1.4
1			1														1.3
7		1						1			1	1			1	2	15.9
5	1	1		1	1	1											1.7
49	1	7	13	15	4	2	1	3		1	2						2.1
1			1														1.3
8			5	1						1	1						2.4
2			2														1.3
12		2	1	4		4					1						2.2
3	1	1	1														0.9
25	1	5	3	9	1	2		3		1							2.0
1			1														1.3
11	1	3	4	2	1												1.4
1				1													2.0
13				2		1		1	1	3	1	3	1				7.6

Note: Be sure to check for related offense codes when examining a particular type of crime. They may or may not be in sequential order or even on the same page.

# C1a 1999 Total Prisoner Population by Minimum Term Distribution — Non-Assaultive Offenses

Page Three of Eight

131

GRAND TOTALS		
	VIOLATIONS	
	ATTEMPTS	
	Max Penalty	
750.160	Dead Bodies - Disinterment & Mutilation	10 ATTEMPTS
750.161	Desertion & Non Support	3 ATTEMPTS
750.167	Disorderly Person	MISD ATTEMPTS
750.174	Embz - Agt, Serv, Emp, Trustee	10 ATTEMPTS
750.174-B	Embezzlement - Agent or Trustee Over \$100	10 ATTEMPTS
750.1744A	Embezzlement - Agent or Trustee Betw \$1K and <\$20K	5 ATTEMPTS
750.175	Embz-Public Officer, Agent, Servant	10 ATTEMPTS
750.177A	Embezzle, Chattel Mortgage Over \$100	2 ATTEMPTS
750.181	Embezzlement - Jointly Held Property	10 ATTEMPTS
750.183	Aid Escape of & Rescue Prisoner	7 ATTEMPTS
750.186A	Escape from Juvenile Facility	4 ATTEMPTS
750.193	Break, Esc. or Att to Break, Esc. Prison	5 ATTEMPTS
750.195	Escape from Jail Sentence	4 ATTEMPTS
750.1952	Escape - From Felony Jail Sentence	4 ATTEMPTS
750.197	Break Esc Jail While Awaiting Trial	4 ATTEMPTS
750.1971	Escape - Awaiting Trial for Misdemeanor	2 ATTEMPTS
750.1972	Escape - Awaiting Trial for Felony	4 ATTEMPTS
750.199A	Absconding or Forfeiting Bond	4 ATTEMPTS
750.218	False Pretenses W/Int to Defraud	10 ATTEMPTS
750.218-B	False Pretenses - Over \$100	10 ATTEMPTS

TOTAL	0.5	1	1.5	2	2.5	3	3.5	4	4.5	5	10	15	20	25	>25	LIFE	AVG
11,567	190	1,172	1,501	2,662	990	1,764	581	660	72	792	936	141	49	11	32	14	3.1
11,019	158	1,074	1,393	2,522	941	1,689	550	658	71	786	931	140	49	11	32	14	3.2
548	32	98	108	140	49	75	31	2	1	6	5	1					1.9
3						1				1		1					7.1
3				3													2.0
1	1																0.3
14		2		5	1	2	1	1		2							2.6
1			1														1.3
119		12	22	29	9	22	3	5	2	10	5						2.6
11		4	2	2	2					1							1.8
4		1	1	2													1.6
1				1													2.0
1				1													2.0
1																	3.3
5			1		1	1		2									3.0
1	1																0.5
9		4		4		1											1.6
212	16	59	25	53	16	22	5	4		3	5	2	2				2.1
8	1	3	2	1			1										1.4
1		1															1.0
28	1	6	9	4	3	1	1	2		1							1.9
1		1															1.0
4				2		2											2.4
1				1													2.0
20	1	3	1	1	2	6	1	2		2	1						2.8
2		1		1													1.5
43		4	7	13	2	7	2	3		3	2						2.6
1			1														1.3
24		1	2	3	4	1		4	1	4	3	1					4.2
2				1		1											2.5
143	1	5	10	27	13	26	7	17		19	17				1		3.6
11		3	2	2	1	2	1										1.9

NOTE: Be sure to check for related offense codes when examining a particular type of crime. They may or may not be in sequential order or even on the same page.

# C1a 1999 Total Prisoner Population by Minimum Term Distribution — Non-Assaultive Offenses

Page Four of Eight

132

GRAND TOTALS VIOLATIONS ATTEMPTS Max Penalty		
750.2184A	False Pretenses - \$1,000 Or More, Less Than \$20,000	5 ATTEMPTS
750.219A	Telephone-Obtain Serv False ID	4 ATTEMPTS
750.224	Weapons, Dangerous Weapon Sale/Poss	5 ATTEMPTS
750.2241-A	Weapon, Dangerous Weapon - Misc	5 ATTEMPTS
750.2241-B	Weapon, Dangerous Weapon - Gas Eject Dev	5 ATTEMPTS
750.224A	Weapons, Taser, Sale/Poss	4 ATTEMPTS
750.224B	Weapons, Short Barrel, Rifle	5 ATTEMPTS
750.224F	Weapon, Poss by a Felon	5 ATTEMPTS
750.226	Carry Weapon W/Unlawful Intent	5 ATTEMPTS
750.227	Carrying Concealed Weapons	5 ATTEMPTS
750.227A	Weapons - Firearms - Unlawful Poss By Sec. Guard	4 ATTEMPTS
750.227B	Felony Firearm	10 ATTEMPTS
750.227B-A	Weapons - Felony Firearm	2 ATTEMPTS
750.227B-B	Weapons - Felony Firearm - 2nd Offense	5 ATTEMPTS
750.227C	Poss of Loaded Firearm in Vehicle	2 ATTEMPTS
750.248	Forgery of Records, Other Instruments	14 ATTEMPTS
750.248A	Financial Transaction Device - Utter & Publish	4 ATTEMPTS
750.249	Uttering & Publishing	14 ATTEMPTS
750.250	Forgery of State Warrant	7 ATTEMPTS
750.251	Forgery of Bank Bills & Notes	7 ATTEMPTS

TOTAL	0.5	1	1.5	2	2.5	3	3.5	4	4.5	5	10	15	20	25	>25	LIFE	AVG
11,567	190	1,172	1,501	2,662	990	1,764	581	660	72	792	936	141	49	11	32	14	3.1
11,019	158	1,074	1,393	2,522	941	1,689	550	658	71	786	931	140	49	11	32	14	3.2
548	32	98	108	140	49	75	31	2	1	6	5	1					1.9
4			1	1	1		1										2.3
1				1													1.7
1						1											3.0
2		1		1													1.5
1							1										3.3
3			1	2													1.8
1		1															1.0
1						1											3.0
2	1	1															0.7
25		2		7	6	7	1					1		1			3.8
2		1		1													1.3
162	1	13	24	38	23	25	6	10	1	8	10	1		1	1		3.1
4		2		2													1.2
26	1	2	4	4	2	3	5				2	1	1			1	4.0
397	15	71	63	114	36	43	18	8	3	16	5	2	2	1			2.3
22	3	7	6	5				1									1.2
1						1											3.0
154			1	143						10							2.1
6				6													2.0
41				40						1							2.0
1										1							5.0
3				1				1								1	3.0
104		4	9	13	6	18	2	9	1	15	26	1					4.1
12			2	4	2	2	2	2									2.3
1		1															1.0
663	4	25	74	130	45	100	29	76	8	91	74	6	1				3.5
71	2	4	11	20	13	17	4										2.2
1								1									4.0
2		1				1											2.0

**NOTE: Be sure to check for related offense codes when examining a particular type of crime. They may or may not be in sequential order or even on the same page.**

# C1a 1999 Total Prisoner Population by Minimum Term Distribution — Non-Assaultive Offenses

Page Five of Eight

133

		GRAND TOTALS	
		VIOLATIONS	
		ATTEMPTS	
		Max Penalty	
750.252	Counterfeit Notes Poss W/Int to Utter & Publish	7 ATTEMPTS	
750.254	Forged Notes, Possession W/Int to Utter & Publish	5 ATTEMPTS	
750.260	Counterfeiting - Coins/Poss of 5 or More	LIFE ATTEMPTS	
750.261	Counterfeiting - Coins/Poss of Less than 5	10 ATTEMPTS	
750.356	Larceny	10 ATTEMPTS	
750.356-A	Larceny - Over \$100	5 ATTEMPTS	
750.3563A	Larceny - \$1,000 Or More But Less Than \$20,000	5 ATTEMPTS	
750.3563B	Larceny - \$200 Or More But Less Than \$1,000 - 2nd Off	5 ATTEMPTS	
750.356A	Larceny, Motor Vehicle	5 ATTEMPTS	
750.356A-A	Larceny - From a Motor Vehicle	5 ATTEMPTS	
750.356A-B	Breaking and Entering - A Vehicle Steal Prop. Over \$5	5 ATTEMPTS	
750.356A-C	Breaking and Entering - A Vehicle (w Damage)	5 ATTEMPTS	
750.356A1	Larceny - From a Motor Vehicle	5 ATTEMPTS	
750.356A2C1	Breaking and Entering - A Vehicle Steal Prop. \$1K-<\$20K	5 ATTEMPTS	
750.356A3	Breaking and Entering - A Vehicle (w Damage)	5 ATTEMPTS	
750.356B	B & E Coin Operated Telephone	4 ATTEMPTS	
750.356C	Retail Fraud - 1st Degree	5 ATTEMPTS	
750.356D	Retail Fraud - 2nd Degree	MISD ATTEMPTS	
750.357	Larceny from Person	10 ATTEMPTS	
750.357B	Firearms, Stealing of Another	5 ATTEMPTS	

TOTAL	0.5	1	1.5	2	2.5	3	3.5	4	4.5	5	10	15	20	25	>25	LIFE	AVG
11,567	190	1,172	1,501	2,662	990	1,764	581	660	72	792	936	141	49	11	32	14	3.1
11,019	158	1,074	1,393	2,522	941	1,689	550	658	71	786	931	140	49	11	32	14	3.2
548	32	98	108	140	49	75	31	2	1	6	5	1					1.9
1			1														1.5
1					1												2.5
1				1													2.0
1								1									4.0
45		5	7	11	5	6	4	1			4	1			1		3.4
5	1	3	1														0.9
130		14	17	42	16	25	7	4		2	2	1					2.3
10		2	2	6													1.5
6	1	1	3			1											1.4
1			1														1.5
68	2	14	8	15	5	12	5		1	1	3	1			1		2.9
7	2	2	2	1													1.0
28		2	2	13	3	5	2	1									2.2
1			1														1.2
167	5	24	20	41	24	31	13	3		3	3						2.2
8		4	3	1													1.2
58	1	5	12	17	5	7	6	3		2							2.2
1				1													1.7
5			1	3	1												1.9
1		1															0.8
2			1	1													1.7
6		1	3	1			1										1.8
1				1													2.0
1	1																0.3
620	25	158	162	156	33	52	3	12	1	8	10						1.7
3		1		2													1.6
1			1														1.5
445	5	22	35	88	41	95	9	46	2	53	42	5	1			1	3.3
34		4	4	7	7	6	5	1									2.3
16		1	1	6	1	2	2	1		2							2.7
3			2			1											1.9

NOTE: Be sure to check for related offense codes when examining a particular type of crime. They may or may not be in sequential order or even on the same page.

# C1a 1999 Total Prisoner Population by Minimum Term Distribution — Non-Assaultive Offenses

Page Six of Eight

134

		GRAND TOTALS VIOLATIONS ATTEMPTS Max Penalty
750.360	Larceny in Building	4 ATTEMPTS
750.362	Larceny By Conversion	10 ATTEMPTS
750.362-A	Larceny - By Conversion Over \$100	5 ATTEMPTS
750.3623A	Larceny - By Conversion Betw \$1K And \$20K	5 ATTEMPTS
750.362A	Fail to Return Rented Prop Over \$100	2 ATTEMPTS
750.362AA	Fail to Return Rented Property Over \$100	2 ATTEMPTS
750.363	Larceny by False Personation	10 ATTEMPTS
750.377A	Malicious Destr. of Personal Property	10 ATTEMPTS
750.377A-A	Malicious Destr. of Personal Property Over \$100	4 ATTEMPTS
750.377A1B1	Mal Destr. of Personal Property Betw \$1K & <\$20K	5 ATTEMPTS
750.380	Malicious Destr. of Bldg.	10 ATTEMPTS
750.380-A	Malicious Destr. of Building Over \$100	4 ATTEMPTS
750.3803A	Malicious Destr. of Building - Betw \$1K & <\$20K	5 ATTEMPTS
750.383A	Malicious Destr. of Utility Property	4 ATTEMPTS
750.411A	False Report of a Crime	4 ATTEMPTS
750.411A1B	False Report of a Felony	4 ATTEMPTS
750.411A2	False Bomb Threat	4 ATTEMPTS
750.413	Unlawfully Driving Away an Automobile	5 ATTEMPTS
750.414	Unlawful Use Auto w/o Int to Steal	2 ATTEMPTS
750.415	MV Conceal or Misrep ID with Intent (Misd & Felony)	4 ATTEMPTS

TOTAL	0.5	1	1.5	2	2.5	3	3.5	4	4.5	5	10	15	20	25	>25	LIFE	AVG
11,567	190	1,172	1,501	2,662	990	1,764	581	660	72	792	936	141	49	11	32	14	3.1
11,019	158	1,074	1,393	2,522	941	1,689	550	658	71	786	931	140	49	11	32	14	3.2
548	32	98	108	140	49	75	31	2	1	6	5	1					1.9
305	12	42	59	88	29	49	1	12	1	4	8						2.1
21	3	7	10	1													1.0
6		2	1	1		1								1			5.5
1	1																0.5
45		8	6	16	2	4	6	1		2							2.2
2			1						1								3.0
2			1	1													1.6
9		1	1	1		3	1				1	1					4.6
2		1	1														1.1
4				3	1												2.0
58	1	9	10	15	8	11		2		1	1						2.1
1		1															1.0
55	2	7	10	20	6	6		2	1	1							2.0
3		1	1	1													1.4
1		1															1.0
11	1	2		4	2			1		1							2.1
1		1															1.0
37	1	4	3	16	5	5	1	1			1						2.1
2				2													2.0
1				1													1.8
1			1														1.5
2		1					1										2.2
7		2	2	1	1				1								1.9
3				2								1					4.6
486	2	49	57	148	62	68	46	12	2	16	21	2				1	2.5
21	1	4	5	8	1	1	1										1.6
44	1	19	14	7	1						2						1.4
1								1									4.0

**NOTE: Be sure to check for related offense codes when examining a particular type of crime. They may or may not be in sequential order or even on the same page.**

# C1a 1999 Total Prisoner Population by Minimum Term Distribution — Non-Assaultive Offenses

Page Seven of Eight

135

		GRAND TOTALS
	VIOLETIONS	11,567
	ATTEMPTS	11,019
	Max Penalty	548
750.422	Perjury, Court Proceeding	15
	ATTEMPTS	1
750.424	Perjury - Subornation	15
	ATTEMPTS	2
750.425	Incite or Procure to Commit	5
	Perjury	ATTEMPTS
750.439	Polygamy	4
	ATTEMPTS	1
750.451	Prostitution - 2nd or > Offense	2
	ATTEMPTS	2
750.451-B	Prostitution - 3rd Offense	2
	ATTEMPTS	10
750.50B	Animals, Killing/Torturing	4
	ATTEMPTS	3
750.505	Common Law Offense, No Express	5
	Penalty	ATTEMPTS
750.505-A	Obstruction of Justice	5
	ATTEMPTS	8
750.505-B	Accessory after the Fact to Felony	5
	ATTEMPTS	32
750.535	Receiving Stolen Property	5
	ATTEMPTS	11
750.535-A	Stolen Property - Receive & Conc	5
	over \$100	ATTEMPTS
750.535-B	Receiving Stolen Property	MISD
	\$100 or Less	ATTEMPTS
750.535-C	Stolen Property - Receive & Conc	5
	<\$100 - 3rd Off	ATTEMPTS
750.535A	Motor Vehicles - Operating a	5
	Chop Shop	ATTEMPTS
750.535A2	Motor Vehicles - Operating a	10
	Chop Shop	ATTEMPTS
750.535B	Weapons, Firearms Receiving	10
	& Conc	ATTEMPTS
750.5352A	Stolen Property - Rec & Conc	10
	\$20K+	ATTEMPTS
750.5353A	Stolen Property - Rec & Conc	5
	Betw \$1K & <\$20K	ATTEMPTS
750.5353B	Stolen Prop - Rec & Conc Betw	5
	\$200 & <\$1K, 2nd Off.	ATTEMPTS

TOTAL	0.5	1	1.5	2	2.5	3	3.5	4	4.5	5	10	15	20	25	>25	LIFE	AVG
11,567	190	1,172	1,501	2,662	990	1,764	581	660	72	792	936	141	49	11	32	14	3.1
11,019	158	1,074	1,393	2,522	941	1,689	550	658	71	786	931	140	49	11	32	14	3.2
548	32	98	108	140	49	75	31	2	1	6	5	1					1.9
16		1	1		2	2	1			2	5	1			1		7.0
1						1											3.0
2								1			1						7.0
1											1						10.0
1				1													2.0
2		2															0.8
10		6	4														1.0
3		1			1	1											2.0
6				1		1		1					1		2		16.5
8		2		3		2	1										2.1
1			1														1.3
32		1	3	5	3	7	7			3	2		1				3.5
1				1													1.7
168	2	23	29	38	13	21	9	6		8	12	4	1		1	1	3.1
11		5	4	1		1											1.3
479	8	65	74	149	53	71	31	11	1	7	7	1	1				2.2
25	3	4	7	11													1.3
3			1	1			1										2.2
1		1															1.0
160	1	20	21	39	13	44	9	1	2	6	3	1					2.5
4	1	2		1													1.0
5	1			2		1					1						3.5
34			5	7	3	8	1	7	1	2							2.8
4				2		1					1						3.2
8	1	1	1	5													1.6
68	4	16	17	17	6	3	2	2		1							1.7
3			2	1													1.5
1		1															1.0

NOTE: Be sure to check for related offense codes when examining a particular type of crime. They may or may not be in sequential order or even on the same page.

# C1a 1999 Total Prisoner Population by Minimum Term Distribution — Non-Assaultive Offenses

Page Eight of Eight

136

		GRAND TOTALS
	VIOLATIONS	11,567
	ATTEMPTS	11,019
	Max Penalty	548
752.1003	False Health Care Claims	4
	ATTEMPTS	1
752.543	Unlawful Assembly	5
	ATTEMPTS	3
752.795	Computers, Alter, Damage, Destroy	10
	ATTEMPTS	1
752.811A	Break & Enter - Coin-Operated Device	3
	ATTEMPTS	12
752.863A	Weapons - Firearms, Careless Use	MISD
	ATTEMPTS	1
769.11	Habitual Offender Third Felony	LIFE
	ATTEMPTS	2
769.12	Habitual Offender Fourth Felony	LIFE
	ATTEMPTS	14
800.281	Prisons - Contraband	5
	ATTEMPTS	6
800.2812	Prisons - Furnish Contraband to Pris Outside Prison	5
	ATTEMPTS	1
800.2813	Prisons - Bringing Contraband Into	5
	ATTEMPTS	1
800.2814	Prisons - Prisoner Possessing Contraband	5
	ATTEMPTS	83
800.283	Prisons - Weapons	5
	ATTEMPTS	11
800.2834	Prisons - Prisoner Possessing Weapon	5
	ATTEMPTS	59

TOTAL	0.5	1	1.5	2	2.5	3	3.5	4	4.5	5	10	15	20	25	>25	LIFE	AVG
11,567	190	1,172	1,501	2,662	990	1,764	581	660	72	792	936	141	49	11	32	14	3.1
11,019	158	1,074	1,393	2,522	941	1,689	550	658	71	786	931	140	49	11	32	14	3.2
548	32	98	108	140	49	75	31	2	1	6	5	1					1.9
			1														1.2
				1	2												2.3
					1												2.5
		1	5	2	1	1		1			1						2.6
				1													2.0
	1																0.5
			1			1											2.2
					1								1		12		44.4
	1	2					1	1				1					2.4
		1	1														1.1
	1	1															0.3
			1														1.0
		2	2														1.0
	83	6	34	18	7	5	5	1	2		2	3					1.7
	4	2	1		1												0.8
	11		3		2		3				1	1	1				3.8
	59	6	22	7	5	3	6	4	1		1	1	2	1			2.5
	13	6	4	1	2												0.8

**NOTES: Be sure to check for related offense codes when examining a particular type of crime. They may or may not be in sequential order or even on the same page.**

Total Prisoner Population includes prisoners in institutions, camps, the SAI - Prison program and Community Residential Programs.

Largest minimum term is reported.

When minimum terms exceed maximum penalties that may be due to anomalies in criminal justice practices, habitualized offenses, database errors, etc.

Each minimum term category is rounded up from the preceding category (for example the ten-year category includes all minimums longer than five years up to exactly ten years).

Minimum term averages are based on raw data (with life sentences excluded from the calculations).

SOURCE: Corrections Management Information System (CMIS).



# C1b

## 1999 Total Prisoner Population by Minimum Term Distribution — Drug Offenses

Page One of Three

137

		GRAND TOTALS	
		VIOLATIONS	
		ATTEMPTS	
		Max Penalty	
333.73413	Controlled Sub, Mfg, Imitation Of	2	ATTEMPTS
333.7401	Controlled Sub, Mfg, Del, Poss	LIFE	ATTEMPTS
333.74011	Controlled Sub, Mfg, Del, Poss or Prescribe	LIFE	ATTEMPTS
333.74012A	Contr. Sub. - Mfg, Del, Poss	LIFE	ATTEMPTS
333.74012A1	Contr. Sub. - Mfg, Del, Poss - 650 or More Grams	LIFE	ATTEMPTS
333.74012A2	Controlled Sub, Mfg, Del, Poss 225-649g	30	ATTEMPTS
333.74012A3	Controlled Sub, Mfg, Del, Poss 50-224g	20	ATTEMPTS
333.74012A4	Controlled Sub, Mfg, Del, Poss <50 Grams	20	ATTEMPTS
333.74012B	Controlled Sub, Mfg, Del, Poss, Sch 1,2,3	7	ATTEMPTS
333.74012B-A	Contr. Sub. - Mfg, Del, Poss (Sch 1,2,3)	7	ATTEMPTS
333.74012C	Contr. Sub, Mfg, Del, Poss, (Sch 4 or added by rule)	4	ATTEMPTS
333.74012C-A	Contr. Sub. - Mfg, Del, Poss, (Sch 4)	4	ATTEMPTS
333.74012D	Controlled Sub, Mfg, Del, Poss (Sch 5)	2	ATTEMPTS
333.74012D1	Contr. Sub, Mfg, Del, Poss, 45+ Kg Marijuana	15	ATTEMPTS
333.74012D11	Contr. Sub, Mfg, Del, Poss Marijuana 5-<45 Kg	7	ATTEMPTS
333.74012D3	Contr. Sub, Mfg, Del, Poss, Marijuana	4	ATTEMPTS
333.74012E	Prescrip Forms/Official Unlawful Mfg/Del	20	ATTEMPTS
333.74022A	Contr. Sub. - Mfg, Del, Poss Counterfeit (Narc)	10	ATTEMPTS
333.7403	Controlled Sub - Possession	LIFE	ATTEMPTS

TOTAL	0.5	1	1.5	2	2.5	3	3.5	4	4.5	5	10	15	20	25	>25	LIFE	AVG
5,734	103	820	556	1,049	337	634	93	305	22	415	896	154	126	8	9	207	4.1
5,506	91	759	516	1,001	320	606	87	305	22	411	887	152	126	8	9	206	4.2
228	12	61	40	48	17	28	6			4	9	2				1	2.1
18	1	8	4	2	2	1											1.4
13		1				3		1		1		2			1	4	8.1
1													1				20.0
25	1	2		2	1	3				3	1		2			10	5.5
1		1															1.0
157											3	4	3	1	2	144	18.0
1																1	0.0
232				1		5		1	2	10	68	48	91	2	3	1	14.3
3										2	2	1					10.6
613	1		3	3	4	27	2	26	2	61	433	45	3	1		2	8.4
2										2	2						10.0
3,002	15	529	325	657	183	426	61	212	15	304	233	27	8	3	1	3	3.0
196	6	52	34	45	17	27	6			4	4	1					2.0
24				5	1	7	2	4		2	2		1				4.1
12				4	2	2	4										2.7
24		2	2	4	4	6	1	3			2						2.7
2	1	1															0.5
17	1		3	2	6	2				1	2						3.0
57	2	5	1	11	5	7	5	13	1	2	5						3.2
11				3	2			1		3	2						4.2
32		3	5	6	2	8		5		2		1					2.8
143	4	18	30	46	11	19	2	7			6						2.1
2		1	1														1.2
1						1											3.0
2				2													2.0
5		2		1		1					1						3.4

Note: Be sure to check for related offense codes when examining a particular type of crime. They may or may not be in sequential order or even on the same page.

		GRAND TOTALS
		VIOLETIONS
		ATTEMPTS
		Max Penalty
333.74032A	Controlled Sub, Possession Narc. or Cocaine	LIFE ATTEMPTS
333.74032A1	Controlled Sub - Possession - 650 or More Grams	LIFE ATTEMPTS
333.74032A2	Controlled Sub - Possession 225-649g	30 ATTEMPTS
333.74032A3	Controlled Sub - Possession 50-224g	20 ATTEMPTS
333.74032A4	Controlled Sub - Possession 25-49g	4 ATTEMPTS
333.74032A5	Controlled Sub - Possession Less 25g	4 ATTEMPTS
333.74032B	Controlled Sub - Possession Analogues, Sch 1-4	2 ATTEMPTS
333.74032B-A	Controlled Sub - Possession/ Analogues	2 ATTEMPTS
333.74032C-A	Contr. Sub - Possession (LSD & Schedule 5)	1 ATTEMPTS
333.74032D	Controlled Sub - Poss Marijuana	1 ATTEMPTS
333.74042A	Contr. Sub Use, Narcotic or Cocaine	1 ATTEMPTS
333.7405D	Drug House, Maintain or Keep	2 ATTEMPTS
333.74071C	Controlled Sub, Obtain by Fraud	4 ATTEMPTS
333.7407A-A	Contr. Sub - Induce Person to Commit Felony	LIFE ATTEMPTS
333.7407A1-A	Controlled Sub - Attempted Felony	LIFE ATTEMPTS
333.7410	Controlled Sub - Del/Poss on School Property	60 ATTEMPTS
333.74101-D	Contr. Sub, Delivery to Minor (Sch. 4, Marijuana)	8 ATTEMPTS
333.74104-A	Controlled Sub, Possess on School Prop <25g	8 ATTEMPTS
333.7416	Contr. Sub - Induce Minor to Commit Felony	LIFE ATTEMPTS

TOTAL	0.5	1	1.5	2	2.5	3	3.5	4	4.5	5	10	15	20	25	>25	LIFE	AVG
5,734	103	820	556	1,049	337	634	93	305	22	415	896	154	126	8	9	207	4.1
5,506	91	759	516	1,001	320	606	87	305	22	411	887	152	126	8	9	206	4.2
228	12	61	40	48	17	28	6			4	9	2				1	2.1
4				1	1						1					1	4.1
41												1				40	12.5
42						1		1		2	12	9	14	1	2		14.8
132				3	1	2	1	2	1	12	94	13	2			1	8.9
1										1	1						10.0
32	1	7	6	5	3	1	1	2		2	4						2.6
2	1					1											1.6
804	56	166	131	235	88	78	8	25	1	5	10		1				1.9
17	4	6	4	3													1.0
3		1		1	1												1.8
5			3	1							1						2.8
1		1															1.0
22	8	9	1	2		1					1						1.3
3		1	1	1													1.4
4	1	1	1							1							1.9
10		1		3	2	2		2									2.5
1			1														1.3
1						1											3.0
1		1															0.8
3					1						1	1					8.1
4						2					2						4.0
1											1						7.0
2											2						10.0

Note: Be sure to check for related offense codes when examining a particular type of crime. They may or may not be in sequential order or even on the same page.

# C1b 1999 Total Prisoner Population by Minimum Term Distribution — Drug Offenses

Page Three of Three

		GRAND TOTALS	
		VIOLATIONS	
		ATTEMPTS	
		Max Penalty	
335.07	Marijuana, Possession	1	
		ATTEMPTS	
335.341	Violation Drug Law (obsolete)	LIFE	
		ATTEMPTS	

TOTAL	0.5	1	1.5	2	2.5	3	3.5	4	4.5	5	10	15	20	25	>25	LIFE	AVG
5,734	103	820	556	1,049	337	634	93	305	22	415	896	154	126	8	9	207	4.1
5,506	91	759	516	1,001	320	606	87	305	22	411	887	152	126	8	9	206	4.2
228	12	61	40	48	17	28	6			4	9	2				1	2.1
1		1															1.0
1												1					13.0

**NOTES: Be sure to check for related offense codes when examining a particular type of crime. They may or may not be in sequential order or even on the same page.**

Total Prisoner Population includes prisoners in institutions, camps, the SAI - Prison program and Community Residential Programs.

Largest minimum term is reported.

When minimum terms exceed maximum penalties that may be due to anomalies in criminal justice practices, habitualized offenses, database errors, etc.

Each minimum term category is rounded up from the preceding category (for example the ten-year category includes all minimums longer than five years up to exactly ten years).

Minimum term averages are based on raw data (with life sentences excluded from the calculations).

SOURCE: Corrections Management Information System (CMIS).

# C1c 1999 Total Prisoner Population by Minimum Term Distribution — Assaultive Offenses

Page One of Eight

140

	GRAND TOTALS	
	VIOLETIONS	
	ATTEMPTS	
	Max Penalty	
257.602A	Motorist Eluding Peace Officer	15
	ATTEMPTS	
257.602A2	Police Officer-Fleeing/Vehicle	2
	Code 4th Degree	
	ATTEMPTS	
257.602A3	Police Officer-Fleeing/Vehicle	4
	Code 2nd Offense	
	ATTEMPTS	
257.602A3-A	Police Officer - Fleeing - 3rd	5
	Deg.-Vehicle Code	
	ATTEMPTS	
257.602A4	Police Officer-Flee/Vehicle CD	4
	Serious Injury Rslt	
	ATTEMPTS	
257.602A4-A	Police Officer - Fleeing - 2nd	10
	Deg.-Vehicle Code	
	ATTEMPTS	
257.6254	Drive M.V. Addict/Intox Cause	15
	Death	
	ATTEMPTS	
257.6255-A	OUIL - Causing Incapacitating	5
	Injury	
	ATTEMPTS	
324.801765	Marine Safety, OUIL Cause	5
	Incap Inj	
	ATTEMPTS	
324.821274	Snowmobile - OUIL Causing	15
	Death	
	ATTEMPTS	
333.5210	AIDS-Sexual Penetration with	4
	Uninformed Partner	
	ATTEMPTS	
436.332	Alcohol - Sell/Furnish to Minor,	10
	Cause Death	
	ATTEMPTS	
722.675	Distributing Obscene Matter	2
	to Minor	
	ATTEMPTS	
750.10A	Sexually Delinquent	LIFE
	ATTEMPTS	
750.110A2	Home Invasion - 1st Degree	20
	ATTEMPTS	
750.135	Children - Abandonment	10
	ATTEMPTS	
750.136	Cruelty to Children (nl WM)	4
	ATTEMPTS	
750.136A	Child Abuse - Torture	10
	ATTEMPTS	
750.136B	Child Abuse	15
	ATTEMPTS	
750.136B2	Child Abuse, 1st Degree	15
	ATTEMPTS	

TOTAL	0.5	1	1.5	2	2.5	3	3.5	4	4.5	5	10	15	20	25	>25	LIFE	AVG
28,999	86	649	869	1,910	779	2,190	467	1,646	149	2,517	6,842	2,568	1,975	1,094	1,284	3,974	9.7
28,390	81	603	783	1,751	701	2,107	406	1,639	149	2,509	6,818	2,557	1,966	1,087	1,282	3,951	9.8
609	5	46	86	159	78	83	61	7	0	8	24	11	9	7	2	23	3.3
3			1		2												2.1
19		4	10	4	1												1.4
4		2	1	1													1.3
49	1	10	7	18	8	4	1										1.8
1					1												2.5
1				1													2.0
133	1	2	3	5	3	13	2	19		25	57	1	2				5.7
2				1		1											2.5
46		2	4	7	11	5	11			5	1						2.8
2			2														1.4
1							1										3.3
1				1													2.0
1						1											3.0
1								1									4.0
2				1		1											2.5
1										1							5.0
4				3		1											2.2
611	2	9	29	70	45	84	15	56	8	94	152	30	11	5		1	5.2
29		1	6	8	4	6	3			1							2.3
1										1							5.0
2		1								1							3.0
1															1		30.0
9					1	2		2		1	2	1					5.9
60			2	5	1	4	2	3	1	11	24	4	2		1		7.1
2					1	1											2.7

NOTE: Be sure to check for related offense codes when examining a particular type of crime. They may or may not be in sequential order or even on the same page.

# C1c 1999 Total Prisoner Population by Minimum Term Distribution — Assaultive Offenses

Page Two of Eight

141

		GRAND TOTALS VIOLATIONS ATTEMPTS Max Penalty
750.136B3	Child Abuse, 2nd Degree ATTEMPTS	4
750.136B4	Child Abuse, 3rd Degree ATTEMPTS	2
750.145a	Children - Accosting for Immoral Purposes ATTEMPTS	1
750.145B	Accost, Solic Child-Immoral Purposes 2nd Off. ATTEMPTS	4
750.145C	Child Abusive Commercial Activity ATTEMPTS	20
750.145C2	Child Sexually Abusive Activity ATTEMPTS	20
750.145N3	Abuse Vulnerable Adult - 3rd Degree ATTEMPTS	2
750.157B	Solicit, to Murder or Other Felony ATTEMPTS	LIFE
750.157B2	Solicit to Murder ATTEMPTS	LIFE
750.157C	Solicit, Minor to Commit Crime ATTEMPTS	LIFE
750.158	Sodomy ATTEMPTS	15
750.197C	Assault Employee and/or Escape Jail Through Violence ATTEMPTS	4
750.205A	Explosive, Used to Intimidate ATTEMPTS	4
750.206	Explosive, Place w/Int to Damage ATTEMPTS	25
750.207	Explosives, Placing w/Injury Death Resulting ATTEMPTS	LIFE
750.208	Explosive, Aiding/Abetting Placement ATTEMPTS	15
750.210	Explosives - Possession of a Bomb ATTEMPTS	5
750.211	Explosives - Manufacture With Unlawful Intent ATTEMPTS	5
750.211A	Explosives - Possession & Use ATTEMPTS	LIFE
750.211A2A	Explosives-Poss. Molotov Cock- tail/Other Expl. ATTEMPTS	15

TOTAL	0.5	1	1.5	2	2.5	3	3.5	4	4.5	5	10	15	20	25	>25	LIFE	AVG
28,999	86	649	869	1,910	779	2,190	467	1,646	149	2,517	6,842	2,568	1,975	1,094	1,284	3,974	9.7
28,390	81	603	783	1,751	701	2,107	406	1,639	149	2,509	6,818	2,557	1,966	1,087	1,282	3,951	9.8
609	5	46	86	159	78	83	61	7	0	8	24	11	9	7	2	23	3.3
20		1	4	2	5	5		1		1	1						2.6
19	1	2	11	1		4											1.5
1		1															1.0
1								1									4.0
8						1					7						7.6
23			2	4		2			1	3	6	5					6.5
2				2													2.0
1		1															1.0
12						1					4	2			3	2	17.6
2							1			1							4.1
2			1													1	1.5
8				3						2	3						4.5
1				1													2.0
128	7	29	10	28	9	24	2	8		5	6						2.3
12	3	6	3														0.8
1				1													2.0
5						1				1	2			1			9.5
5												2				3	15.0
8				1				1		2	2		1		1		10.5
1					1												2.5
4			1	1	1	1											2.1
2		1				1											1.8
2			1	1													1.6

NOTE: Be sure to check for related offense codes when examining a particular type of crime. They may or may not be in sequential order or even on the same page.

# C1c 1999 Total Prisoner Population by Minimum Term Distribution — Assaultive Offenses

Page Three of Eight

142

		GRAND TOTALS	
		VIOLETIONS	
		ATTEMPTS	
		Max Penalty	
750.211A2B	Explosives-Poss. Molotov Cock- tail Cause Damage	20 ATTEMPTS	
750.213	Extortion	20 ATTEMPTS	
750.224D2	Weapon, Using Self-defense Spray Device	2 ATTEMPTS	
750.234A	Firearm, Discharge from a Motor Vehicle	4 ATTEMPTS	
750.234B	Firearm, Discharge at Dwelling	4 ATTEMPTS	
750.316	First Degree Murder	LIFE ATTEMPTS	
750.316-A	Murder - 1st Degree - Premeditated	LIFE ATTEMPTS	
750.316-B	Murder - Felony	LIFE ATTEMPTS	
750.316-C	Murder - Open - Statutory Short Form	LIFE ATTEMPTS	
750.317	Second Degree Murder	LIFE ATTEMPTS	
750.321	Manslaughter	15 ATTEMPTS	
750.321-A	Manslaughter - Statutory Short Form	15 ATTEMPTS	
750.321-C	Manslaughter - Involuntary	15 ATTEMPTS	
750.321-E	Manslaughter with Motor Vehicle	15 ATTEMPTS	
750.322	Homicide - Killing of Unborn Child	15 ATTEMPTS	
750.324	Negligent Homicide	2 ATTEMPTS	
750.329	Death, Firearm without Malice	15 ATTEMPTS	
750.335A	Indecent Exposure, Sexually Delinquent Person	1 ATTEMPTS	
750.338	Gross Indecency Between Males - Commit/Procure	5 ATTEMPTS	
750.338A	Gross Indecency Betw. Females - Commit/Procure	5 ATTEMPTS	

TOTAL	0.5	1	1.5	2	2.5	3	3.5	4	4.5	5	10	15	20	25	>25	LIFE	AVG
28,999	86	649	869	1,910	779	2,190	467	1,646	149	2,517	6,842	2,568	1,975	1,094	1,284	3,974	9.7
28,390	81	603	783	1,751	701	2,107	406	1,639	149	2,509	6,818	2,557	1,966	1,087	1,282	3,951	9.8
609	5	46	86	159	78	83	61	7	0	8	24	11	9	7	2	23	3.3
1						1											3.0
52		1		3	2	10		2		5	18	8	2		1		7.8
2			2														1.4
6				2	1	2		1									2.6
23		5	3	8	1	3		3									2.1
1,947												3		2	5	1,937	33.0
12																12	0.0
291										1	2	1	2			285	12.8
2						1										1	3.0
199																199	0.0
83										2	2		2	1	1	75	16.2
3,353		1	1	1		3		7		16	378	593	643	501	506	703	21.6
12				1									4	1		6	17.0
377	1	3		7		13	4	33	4	51	231	16	11		3		7.9
1						1											3.0
172		2	2	3	3	13	2	10	1	32	95	3	4		2		6.9
156		4	1	6	1	9	2	15	1	31	75	10	1				6.6
2				1							1						6.0
82				4	2	5	3	7	1	16	39	3	2				6.5
1				1													2.0
1																	20.0
9		1	3	2		2		1									2.0
16						1		1		6	8						6.6
15	1	2	1	6	1	2					2						2.6
1					1												2.5
7				3	1		2				1						3.1
1							1										3.3

NOTE: Be sure to check for related offense codes when examining a particular type of crime. They may or may not be in sequential order or even on the same page.

# C1c 1999 Total Prisoner Population by Minimum Term Distribution — Assaultive Offenses

Page Four of Eight

143

		TOTAL	0.5	1	1.5	2	2.5	3	3.5	4	4.5	5	10	15	20	25	>25	LIFE	AVG
GRAND TOTALS		28,999	86	649	869	1,910	779	2,190	467	1,646	149	2,517	6,842	2,568	1,975	1,094	1,284	3,974	9.7
VIOLATIONS		28,390	81	603	783	1,751	701	2,107	406	1,639	149	2,509	6,818	2,557	1,966	1,087	1,282	3,951	9.8
ATTEMPTS		609	5	46	86	159	78	83	61	7	0	8	24	11	9	7	2	23	3.3
Max Penalty																			
750.338B	Gross Indecency Male/Female - Commit/Procure	5			2	3	3	2	4										2.5
	ATTEMPTS			1	1														1.1
750.349	Kidnapping	LIFE				6	1	3	1	3	1	12	65	51	37	17	30	59	16.4
	ATTEMPTS					5	2	1					1						2.7
750.349A	Prisoner Taking a Hostage	LIFE																	
	ATTEMPTS												3	1	1		1	2	19.8
750.349[S]	Kidnapping - Solicitation	LIFE																	
	ATTEMPTS												1						5.0
750.350	Kidnapping - Child	LIFE				1				1					2	1	4	1	17.9
	Enticement	ATTEMPTS				1			1			1	5						2.6
750.377B	Mal Dest Police or Fire Dept	4																	
	Property	ATTEMPTS				13	10	8	1	5									2.1
750.411H	Stalking	1				1													2.0
	ATTEMPTS																		
750.411H2B	Stalking a Minor	5																	
	ATTEMPTS						1							1					4.2
750.411I	Stalking, Aggravated	5																	
	ATTEMPTS					29	13	26	8	4		2	1	1			1		2.6
					3	3													1.5
750.455	Pandering	20																	
	ATTEMPTS							1		1			1						5.6
750.459	Prostitution - Transport	20																	
	(perhaps compel)	ATTEMPTS						1				1							4.0
750.479	Resisting, Obstructing	2																	
	Officer	ATTEMPTS			3	2	2					1	1						2.7
750.479-B	Police Officer - Resist	2																	
	& Obstruct	ATTEMPTS				20	5	7	1	5	1	1	2						1.7
750.479A	Police Officer - Fleeing	10																	
	ATTEMPTS							1											3.0
750.479A-B	Peace Officer-Resist Arrest	2																	
	Injury Inflicted	ATTEMPTS						1											1.4
750.479A2	Police Officer - Fleeing -	2																	
	4th Degree	ATTEMPTS				5	1	4											1.5
750.479A3	Police Officer - Fleeing -	5																	
	3rd Degree	ATTEMPTS				45	20	22	6	3	1		1						2.0
					1	1	2												1.4
750.479A4	Police Officer - Fleeing	4																	
	2nd Offense	ATTEMPTS											1						2.5
750.479A4-A	Police Officer - Fleeing (Penal	10																	
	Code) - 2nd Deg.	ATTEMPTS																	4.2
750.479A5	Police Officer - Fleeing (Penal	4																	
	Code) Serious Inj.	ATTEMPTS				1						1							5.7
								1											3.0

NOTE: Be sure to check for related offense codes when examining a particular type of crime. They may or may not be in sequential order or even on the same page.

# C1c 1999 Total Prisoner Population by Minimum Term Distribution — Assaultive Offenses

Page Five of Eight

144

			GRAND TOTALS
			VIOLETIONS
			ATTEMPTS
			Max Penalty
750.479B2	Peace Officer - Disarming Firearm	10 ATTEMPTS	
750.520	Criminal Sexual Conduct (CSC)	LIFE ATTEMPTS	
750.520B	CSC - 1st Degree	LIFE ATTEMPTS	
750.520B1A	CSC - 1st Degree - Person Under 13	LIFE ATTEMPTS	
750.520B1B	CSC - 1st Degree - Relationship	LIFE ATTEMPTS	
750.520B1C	CSC - 1st Degree - During Felony	LIFE ATTEMPTS	
750.520B1D	CSC - 1st Degree - Accomplices	LIFE ATTEMPTS	
750.520B1E	CSC - 1st Degree - Weapon Used	LIFE ATTEMPTS	
750.520B1F	CSC - 1st Degree - Personal Injury	LIFE ATTEMPTS	
750.520B1G	CSC - 1st Degree - Injury to Incap. Victim	LIFE ATTEMPTS	
750.520B1H	CSC - 1st Degree - Mentally Disabled-Relation	LIFE ATTEMPTS	
750.520C	CSC, 2nd Degree	15 ATTEMPTS	
750.520C1A	CSC - 2nd Degree - Person Under 13	15 ATTEMPTS	
750.520C1B	CSC - 2nd Degree - Relationship	15 ATTEMPTS	
750.520C1C	CSC - 2nd Degree - During Felony	15 ATTEMPTS	
750.520C1D	CSC - 2nd Degree - Accomplices	15 ATTEMPTS	
750.520C1E	CSC - 2nd Degree - Weapon Used	15 ATTEMPTS	
750.520C1F	CSC - 2nd Degree - Personal Injury	15 ATTEMPTS	
750.520C1G	CSC - 2nd Degree - Injury to Incap. Victim	15 ATTEMPTS	
750.520C1H	CSC - 2nd Degree - Mentally Disabled-Relation	15 ATTEMPTS	

TOTAL	0.5	1	1.5	2	2.5	3	3.5	4	4.5	5	10	15	20	25	>25	LIFE	AVG
28,999	86	649	869	1,910	779	2,190	467	1,646	149	2,517	6,842	2,568	1,975	1,094	1,284	3,974	9.7
28,390	81	603	783	1,751	701	2,107	406	1,639	149	2,509	6,818	2,557	1,966	1,087	1,282	3,951	9.8
609	5	46	86	159	78	83	61	7	0	8	24	11	9	7	2	23	3.3
9	1			2		1				1	2	1				1	5.0
6		2	1	1			2										1.9
28							1				1		1	3	5	17	35.4
1,866	1	4	1	19	3	16	3	30	3	80	544	333	282	134	220	193	16.5
14			1	2	2	1	1				1	1	1	3		1	9.9
1,092		3	1	13	5	31	11	33	1	77	393	188	139	72	75	50	13.3
21			2	7	1	5	4					1	1				3.9
201		1	2	1	1	11		4	1	11	68	37	24	19	16	5	13.8
5		1		2	1	1											2.1
89			1			2				5	12	19	15	9	16	10	20.1
47				1		1				1	13	12	6	5	6	2	17.0
175					1	1		1		4	35	36	34	14	30	19	19.1
1																1	
168				1		1		3		3	38	30	30	26	25	11	19.0
4		1			1		1				1						4.2
2				1												1	2.0
11				1							2	2	3	1	2		17.5
1				1													2.0
810	2	7	15	74	16	128	21	72	6	161	279	22	6		1		5.6
10				6	1	1					2						3.0
1,055		10	32	112	43	153	29	107	7	184	332	31	14		1		5.4
65		2	6	26	6	14	11										2.3
141		1	4	16	7	31	2	15	1	25	34	4	1				4.9
8			2	3	2		1										2.1
13					1	4		2		1	5						4.9
9						4			1	1	3						5.3
1				1													2.0
4							1				3						6.1
1							1										3.3
58				6	5	10		8		6	19	1	2		1		6.5
2										1		1					8.5
6			1	1	1			1			2						3.9
7					1	1	1	1		1	1	1					5.2
1		1															1.0

NOTE: Be sure to check for related offense codes when examining a particular type of crime. They may or may not be in sequential order or even on the same page.



# C1c 1999 Total Prisoner Population by Minimum Term Distribution — Assaultive Offenses

Page Six of Eight

145

GRAND TOTALS		
VIOLATIONS		15
ATTEMPTS		15
Max Penalty		
750.520D	CSC, 3rd Degree	15
ATTEMPTS		
750.520D1A	CSC - 3rd Degree - Person	15
13 Through 15 ATTEMPTS		
750.520D1B	CSC - 3rd Degree - Force	15
or Coercion ATTEMPTS		
750.520D1C	CSC - 3rd Degree - Incap.	15
Victim ATTEMPTS		
750.520D1D	CSC - 3rd Degree	15
- Incest ATTEMPTS		
750.520E	CSC, 4th Degree	2
ATTEMPTS		
750.520E1A	CSC - 4th Degree - Force	2
or Coercion ATTEMPTS		
750.520E1A-A	CSC - 4th Degree - Victim	2
13 Through 15 ATTEMPTS		
750.520E1B	CSC - 4th Degree - Incap.	2
Victim ATTEMPTS		
750.520E1G	CSC - 4th Degree	2
- Incest ATTEMPTS		
750.520F	CSC - 2nd Offense	LIFE
ATTEMPTS		
750.520G	Assault W/Int C Sex C	10
ATTEMPTS		
750.520G1	CSC - Assault With Intent to	10
Commit CSC ATTEMPTS		
750.520G2	Asslt W/Intent to Commit CSC	5
2nd Degree ATTEMPTS		
750.529	Robbery Armed	LIFE
ATTEMPTS		
750.529A	Car Jacking	LIFE
ATTEMPTS		
750.530	Robbery Unarmed	15
ATTEMPTS		
750.531	Robbery, Bank/Safe/Vault	LIFE
ATTEMPTS		
750.531-A	Bank Robbery	LIFE
ATTEMPTS		
750.531B	Robbery, Safe Breaking	LIFE
ATTEMPTS		

TOTAL	0.5	1	1.5	2	2.5	3	3.5	4	4.5	5	10	15	20	25	>25	LIFE	AVG
28,999	86	649	869	1,910	779	2,190	467	1,646	149	2,517	6,842	2,568	1,975	1,094	1,284	3,974	9.7
28,390	81	603	783	1,751	701	2,107	406	1,639	149	2,509	6,818	2,557	1,966	1,087	1,282	3,951	9.8
609	5	46	86	159	78	83	61	7	0	8	24	11	9	7	2	23	3.3
856	8	14	20	67	34	99	20	87	10	127	326	32	8	1	2	1	5.9
29		2	4	7	6	6	3						1				2.9
690	4	39	21	61	34	98	20	69	9	93	221	12	7			2	4.9
100		5	18	27	24	16	10										2.2
434		6	7	26	15	33	8	43	3	68	201	18	4	1	1		6.4
37		1	3	17	7	6	2			1							2.3
40		1	6	5	1	2		6		3	13	2	1				5.3
4			1	2			1										2.2
22				2			1	1		5	12	1					7.2
1							1										3.3
24		8	10	3		1	1				1						1.6
59	3	12	32	6	1	2		1		1	1						1.6
15	1	6	7		1												1.1
7		4	2	1													1.2
2			1			1											2.0
2										1			1				12.5
47			1	10	3	3	4	6		6	11	3					4.9
2							1			1							4.0
351		4	20	60	22	71	7	53	2	48	57	2		2	3		4.1
7			1	3	2		1										2.2
75		6	11	19	8	13	12	2		1	2					1	2.5
6		2	1	3													1.4
4,474	6	54	75	213	99	346	65	333	32	514	1,383	501	352	140	162	199	9.5
38		2	2	3	3	2	3	3		1	9	6		1	2	1	8.6
8	1	9	14	29	11	42	7	25	3	58	77	19	4	2	2	2	5.6
			3	2	1	1				1							2.3
1,102	2	28	51	125	50	169	29	132	12	165	277	36	16	3	3	4	5.1
23		3	1	7	3	4	3	1			1						2.5
150			1	5	2	7		9		20	39	28	22	9	4	4	11.5
1					1												2.5
181		2	7	8	2	20	3	27	2	29	50	21	7	1	2		7.0
1								1									4.0
45			2	1	1	6	1	2		5	20	3	1		2	1	7.9
2		1									1						5.3

NOTE: Be sure to check for related offense codes when examining a particular type of crime. They may or may not be in sequential order or even on the same page.

# C1c 1999 Total Prisoner Population by Minimum Term Distribution — Assaultive Offenses

Page Seven of Eight

146

			GRAND TOTALS
			VIOLETIONS
			ATTEMPTS
			Max Penalty
750.72	Burning Dwelling House	20	
	ATTEMPTS		
750.72-A	Arson - Dwelling House	20	
	ATTEMPTS		
750.72-B	Arson - Dwelling House	20	
	Curtilage	ATTEMPTS	
750.73	Arson - Real Property	10	
	ATTEMPTS		
750.74	Arson - Personal Property	10	
	ATTEMPTS		
750.74B	Arson - Personal Property	4	
	Over \$50	ATTEMPTS	
750.741C1	Arson - Personal Prop. Between	5	
	\$1K & <\$20K	ATTEMPTS	
750.75	Arson - Insured Property	10	
	ATTEMPTS		
750.77	Arson-Preparing to Burn	10	
	ATTEMPTS		
750.77-B	Arson-Prepare to Burn Real or	4	
	Personal Prop >\$50	ATTEMPTS	
750.81	Assault or Assault and Battery	2	
	ATTEMPTS		
750.812	Domestic Violence	MISD	
	ATTEMPTS		
750.814	Domestic Violence -	2	
	3rd Offense	ATTEMPTS	
750.81A	Assault, Aggravated	MISD	
	ATTEMPTS		
750.81A3	Domestic Violence - Aggravated	2	
	2nd Offense	ATTEMPTS	
750.82	Felonious Assault	4	
	ATTEMPTS		
750.83	Asslt W/Int to Commit	LIFE	
	Murder	ATTEMPTS	
750.84	Asslt W/Int Gr Bod Hrm Less	10	
	Murder	ATTEMPTS	
750.86	Assault W/Intent to Maim	10	
	ATTEMPTS		
750.87	Asslt W/Intent to Commit Felony	10	
	ATTEMPTS		

TOTAL	0.5	1	1.5	2	2.5	3	3.5	4	4.5	5	10	15	20	25	>25	LIFE	AVG
28,999	86	649	869	1,910	779	2,190	467	1,646	149	2,517	6,842	2,568	1,975	1,094	1,284	3,974	9.7
28,390	81	603	783	1,751	701	2,107	406	1,639	149	2,509	6,818	2,557	1,966	1,087	1,282	3,951	9.8
609	5	46	86	159	78	83	61	7	0	8	24	11	9	7	2	23	3.3
83	1	5	3	6	4	6	1	11	1	9	22	11	2		1		6.5
1				1													2.0
94			11	10	2	13	4	8	1	16	20	7	1		1		5.2
4		1				1	2										2.6
12		2	1	1		1				2	5						4.7
90		5	10	17	6	16	2	6		10	15	1	1			1	3.7
3		1				1				1							3.0
2			1							1							3.2
10		2		4		1				1	2						2.9
2			1	1													1.6
3			1	1		1											2.1
6	2	1		2	1												1.3
9		1	4	2		2											1.7
1	1																0.5
3	2			1													0.8
2		1			1												1.7
52		9	23	12	3	3					2						1.8
2		2															1.0
6		2	4														1.2
809	23	132	110	245	69	128	8	39		19	31	2	2			1	2.3
39	1	11	21	3		1					2						1.6
1,317		4	2	7	4	18	4	21	1	49	401	286	189	98	118	115	15.5
8						1					3	1	1	2			13.5
1,425	1	32	27	153	58	231	50	205	24	226	361	35	6	5	1	10	4.7
32		1	1	6	7	7	7	2		1							2.7
4				1						1	2						6.7
20				4		2		1		2	9	2					6.1

NOTE: Be sure to check for related offense codes when examining a particular type of crime. They may or may not be in sequential order or even on the same page.

# C1c 1999 Total Prisoner Population by Minimum Term Distribution — Assaultive Offenses

Page Eight of Eight

		GRAND TOTALS	
		VIOLATIONS	
		ATTEMPTS	
		Max Penalty	
750.88	Asslt W/Intent to Rob & Steal Unarmed	15 ATTEMPTS	
750.89	Asslt W/Intent to Rob & Steal Armed	LIFE ATTEMPTS	
750.91	Attempt to Murder	LIFE ATTEMPTS	
752.191	Felonious Driving	2 ATTEMPTS	
752.541	Riot	10 ATTEMPTS	
752.542	Incite to Riot	10 ATTEMPTS	
752.861	Weapons-Firearms, Careless Use Causing Inj/Death	2 ATTEMPTS	

TOTAL	0.5	1	1.5	2	2.5	3	3.5	4	4.5	5	10	15	20	25	>25	LIFE	AVG
28,999	86	649	869	1,910	779	2,190	467	1,646	149	2,517	6,842	2,568	1,975	1,094	1,284	3,974	9.7
28,390	81	603	783	1,751	701	2,107	406	1,639	149	2,509	6,818	2,557	1,966	1,087	1,282	3,951	9.8
609	5	46	86	159	78	83	61	7	0	8	24	11	9	7	2	23	3.3
152		7	5	16	11	15	3	20		27	39	6	1		2		5.3
3				1	1		1										2.6
763		5	13	50	18	66	15	58	9	107	223	76	60	14	20	29	8.5
12			2	2	1	2					2	1	1			1	5.7
15					1		2	1			7					4	6.2
2								1			1						5.5
2		1						1									2.4
1																	
3	1		1				1				1						3.3
																	2.9

147

**NOTES:** Be sure to check for related offense codes when examining a particular type of crime. They may or may not be in sequential order or even on the same page.

Total Prisoner Population includes prisoners in institutions, camps, the SAI - Prison program and Community Residential Programs. Largest minimum term is reported.

When minimum terms exceed maximum penalties that may be due to anomalies in criminal justice practices, habitualized offenses, database errors, etc. Each minimum term category is rounded up from the preceding category (for example the ten-year category includes all minimums longer than five years up to exactly ten years). Minimum term averages are based on raw data (with life sentences excluded from the calculations).

SOURCE: Corrections Management Information System (CMIS).

# C2 1999 Total Prisoner Population by Minimum Term Distribution — All Offenses: Female Totals Only

Page One of Nine

148

GRAND TOTALS VIOLATIONS		
Max. Penalty		
257.254	MV Code - Intent to Pass False Title	10 ATTEMPTS
257.256	Registration/Plates Unlawful Use Of	MISD ATTEMPTS
257.602A3-A	Police Officer - Fleeing - 3rd Deg. - Vehicle Code	5 ATTEMPTS
257.617	Leave Scene Serious Personal Inj. Accident	5 ATTEMPTS
257.617A	Leave Scene Personal Injury Accident	1 ATTEMPTS
257.6251-A	OUIL	MISD ATTEMPTS
257.6254	Drive M.V. Addict/Intox Cause Death	15 ATTEMPTS
257.6255-A	OUIL - Causing Incapacitating Injury	5 ATTEMPTS
257.6256D	OUIL - 3rd Offense	5 ATTEMPTS
257.903	Motor Vehicle Code, False ID	5 ATTEMPTS
333.74012A1	Controlled Sub, Mfg, Del, Poss - 650 or More Grams	LIFE ATTEMPTS
333.74012A2	Controlled Sub, Mfg, Del, Poss 225-649g	30 ATTEMPTS
333.74012A3	Controlled Sub, Mfg, Del, Poss 50-224g	20 ATTEMPTS
333.74012A4	Controlled Sub, Mfg, Del, Poss <50 Grams	20 ATTEMPTS
333.74012B	Controlled Sub, Mfg, Del, Poss, Sch 1,2,3	7 ATTEMPTS
333.74012D	Controlled Sub, Mfg, Del, Poss (Sch 5)	2 ATTEMPTS
333.74012D11	Controlled Sub, Mfg, Del, Poss Marijuana 5 - <45Kg	7 ATTEMPTS
333.74012D3	Controlled Sub, Mfg, Del, Poss, Marijuana	4 ATTEMPTS
333.74022A	Contr. Sub. - Mfg, Del, Poss Counterfeit (Narc)	10 ATTEMPTS

TOTAL	.5	1	1.5	2	2.5	3	3.5	4	4.5	5	10	15	20	25	>25	LIFE	AVG
2,018	28	207	252	347	109	232	39	106	10	150	210	74	69	25	19	141	4.8
1,944	24	199	233	334	100	219	36	105	10	150	209	74	68	25	19	139	4.9
74	4	8	19	13	9	13	3	1			1		1			2	2.2
1			1														1.5
1						1											2.7
2				1	1												2.2
1							1										3.2
1		1															1.0
2			1	1													1.6
7				1		2		2		1	1						4.0
1				1													2.0
2			1	1													1.7
45		1	11	16	5	5	6			1							2.2
2					1					1							3.7
6												1				5	12.0
19						1				4	3	2	9				13.7
24			1		1			1		7	14						7.1
208		47	37	49	10	29		9		19	6	1	1				2.5
5		2	1	1		1											1.7
1						1											3.0
1								1									4.0
1						1											3.0
4		1	2			1											1.6
1				1													2.0

NOTE: Be sure to check for related offense codes when examining a particular type of crime. They may or may not be in sequential order or even on the same page.

# C2 1999 Total Prisoner Population by Minimum Term Distribution — All Offenses: Female Totals Only

Page Two of Nine

149

GRAND TOTALS VIOLATIONS		Max. Penalty
333.74032A1	Controlled Sub - Possession - 650 or More Grams	LIFE ATTEMPTS
333.74032A2	Controlled Sub - Possession 225-649g	30 ATTEMPTS
333.74032A3	Controlled Sub - Possession 50-224g	20 ATTEMPTS
333.74032A4	Controlled Sub - Possession 25-49g	4 ATTEMPTS
333.74032A5	Controlled Sub - Possession Less 25g	4 ATTEMPTS
333.74042A	Controlled Sub Use, Narcotic or Cocaine	1 ATTEMPTS
333.74071C	Controlled Sub, Obtain by Fraud	4 ATTEMPTS
335.07	Marijuana, Possession	1 ATTEMPTS
400.601-B	Welfare Fraud \$500 Up	4 ATTEMPTS
400.602-B	Welfare Fraud (Fail to Inform) \$500 or More	4 ATTEMPTS
436.332	Alcohol - Sell/Furnish to Minor, Cause Death	10 ATTEMPTS
750.110	Breaking & Entering	10 ATTEMPTS
750.110-A	Break & Enter - Unoccup. Bldg. w/Intent	10 ATTEMPTS
750.110-B	Break & Enter Occup Bldg. w/Intent	15 ATTEMPTS
750.110A2	Home Invasion - 1st Degree	20 ATTEMPTS
750.110A3	Home Invasion - 2nd Degree	15 ATTEMPTS
750.111	Entering w/o Breaking	5 ATTEMPTS
750.116	Possession of Burglars Tools	10 ATTEMPTS
750.131A	Checks w/o Account or w/o Suff Funds	2 ATTEMPTS

TOTAL	.5	1	1.5	2	2.5	3	3.5	4	4.5	5	10	15	20	25	>25	LIFE	AVG
2,018	28	207	252	347	109	232	39	106	10	150	210	74	69	25	19	141	4.8
1,944	24	199	233	334	100	219	36	105	10	150	209	74	68	25	19	139	4.9
74	4	8	19	13	9	13	3	1			1		1			2	2.2
1																1	0.0
1											1						10.0
2										1	1						6.2
4			1	2							1						2.8
88	1	22	18	28	9	7		3									1.7
1		1															1.0
1				1													2.0
1		1															1.0
2		1		1													1.5
1				1													2.0
1			1														1.3
1				1													2.0
23		1	3	6	4	4				4	1						2.9
2		1		1													1.5
1					1												2.5
1		1															1.0
14	1		1		2	4		1	1	3	1						3.7
24		1	1	4	6	4	3	2		1	2						3.2
4		1	1	2													1.6
1						1											3.0
1				1													1.9
2			1			1											2.2

NOTE: Be sure to check for related offense codes when examining a particular type of crime. They may or may not be in sequential order or even on the same page.

# C2 1999 Total Prisoner Population by Minimum Term Distribution — All Offenses: Female Totals Only

Page Three of Nine

150

GRAND TOTALS VIOLATIONS		Max. Penalty
750.131A1	Check - No Account	2 ATTEMPTS
750.131A2	Check - 3 Non-Sufficient Funds Within 10 Days	2 ATTEMPTS
750.1313C	Check - Non-Sufficient Funds - \$500 or More	2 ATTEMPTS
750.136B2	Child Abuse, 1st Degree	15 ATTEMPTS
750.136B3	Child Abuse, 2nd Degree	4 ATTEMPTS
750.136B4	Child Abuse, 3rd Degree	2 ATTEMPTS
750.145C2	Child Sexually Abusive Activity	20 ATTEMPTS
750.145N3	Abuse Vulnerable Adult - 3rd Degree	2 ATTEMPTS
750.157A	Conspiracy	5 ATTEMPTS
750.157B	Solicit, to Murder or Other Felony	LIFE ATTEMPTS
750.157B2	Solicit to Murder	LIFE ATTEMPTS
750.157N1	Financial Transaction Device - Poss w/o Consent	4 ATTEMPTS
750.157N2	Financial Transaction Device - Poss Fraudulent One	4 ATTEMPTS
750.157P	Credit Cards - Illegal Poss w/Intent to Sell/Use	4 ATTEMPTS
750.157Q	Credit Card Illegal Sale/Use	4 ATTEMPTS
750.157V	Financial Transaction Device - False ID	4 ATTEMPTS
750.157W	Financial Trans W/Intent Defraud	10 ATTEMPTS
750.158	Sodomy	15 ATTEMPTS
750.159I1	Criminal Enterprise - Conducting	20 ATTEMPTS

TOTAL	.5	1	1.5	2	2.5	3	3.5	4	4.5	5	10	15	20	25	>25	LIFE	AVG
2,018	28	207	252	347	109	232	39	106	10	150	210	74	69	25	19	141	4.8
1,944	24	199	233	334	100	219	36	105	10	150	209	74	68	25	19	139	4.9
74	4	8	19	13	9	13	3	1			1		1			2	2.2
5			3	2													1.6
3		2	1														1.1
1		1															0.7
9									1	2	5	1					8.2
3			1	1		1											2.0
1						1											2.7
2				1							1						4.2
1		1															1.0
1															1		0.0
1						1											3.0
2							1			1							4.1
10		2	4	1	1	1		1									1.9
1			1														1.3
2			2														1.3
6		1		3		1					1						2.4
7			2	3		1				1							2.3
3		1	1	1													1.5
1				1													2.0
1				1													2.0
1										1							5.0

NOTE: Be sure to check for related offense codes when examining a particular type of crime. They may or may not be in sequential order or even on the same page.

# C2 1999 Total Prisoner Population by Minimum Term Distribution — All Offenses: Female Totals Only

Page Four of Nine

151

GRAND TOTALS VIOLATIONS		Max. Penalty
750.174	Embezzle - Agt, Serv, Emp, Trustee	10 ATTEMPTS
750.174-B	Embezzlement - Agent or Trustee Over \$100	10 ATTEMPTS
750.1744A	Embezzlement - Agent or Trustee Betw \$1K and <\$20K	5 ATTEMPTS
750.181	Embezzlement - Jointly Held Property	10 ATTEMPTS
750.183	Aid Escape of & Rescue Prisoners	10 ATTEMPTS
750.193	Break, Esc. or Att to Break, Esc. Prison	5 ATTEMPTS
750.197C	Assault Employee and/or Escape Jail Through Violence	4 ATTEMPTS
750.1972	Escape - Awaiting Trial for Felony	4 ATTEMPTS
750.199A	Absconding or Forfeiting Bond	4 ATTEMPTS
750.208	Explosive, Aiding/Abetting Placement	15 ATTEMPTS
750.213	Extortion	20 ATTEMPTS
750.218	False Pretenses W/Int to Defraud	10 ATTEMPTS
750.218-B	False Pretenses - Over \$100	10 ATTEMPTS
750.2184A	False Pretenses - \$1,000 Or More, Less Than \$20,000	5 ATTEMPTS
750.224A	Weapons, Taser, Sale/Poss	4 ATTEMPTS
750.224D2	Weapon, Using Self-defense Spray Device	2 ATTEMPTS
750.224F	Weapon, Poss by a Felon	5 ATTEMPTS
750.226	Carry Weapon W/Unlawful Intent	5 ATTEMPTS
750.227	Carrying Concealed Weapons	5 ATTEMPTS

TOTAL	.5	1	1.5	2	2.5	3	3.5	4	4.5	5	10	15	20	25	>25	LIFE	AVG
2,018	28	207	252	347	109	232	39	106	10	150	210	74	69	25	19	141	4.8
1,944	24	199	233	334	100	219	36	105	10	150	209	74	68	25	19	139	4.9
74	4	8	19	13	9	13	3	1			1		1			2	2.2
3		2		1													1.3
28		3	2	6	2	7		3	1	4							2.8
1		1															1.0
1				1													2.0
1							1										3.3
1								1									4.0
15	4	4	1	4	1	1											1.3
10	2	4	2	2													1.1
2	2																0.3
1						1											2.7
7		1	1	1	1	2	1										2.2
1											1						7.0
1											1						7.5
6			1	1				1		2	1						3.9
1						1											3.0
17		1	3	2	2	2	1	3		2	1						3.0
1			1														1.3
1					1												2.5
1	1																0.5
1			1														1.5
1										1							5.0
2			2														1.3
11		2	4	5													1.5

NOTE: Be sure to check for related offense codes when examining a particular type of crime. They may or may not be in sequential order or even on the same page.

# C2 1999 Total Prisoner Population by Minimum Term Distribution — All Offenses: Female Totals Only

Page Five of Nine

152

GRAND TOTALS VIOLATIONS		
Max. Penalty		
750.227B	Felony Firearm	10 ATTEMPTS
750.227B-A	Weapons - Felony Firearm	2 ATTEMPTS
750.248	Forgery of Records, Other Instruments	14 ATTEMPTS
750.249	Uttering & Publishing	14 ATTEMPTS
750.250	Forgery of State Warrant	7 ATTEMPTS
750.251	Forgery of Bank Bills & Notes	7 ATTEMPTS
750.316	First Degree Murder	LIFE ATTEMPTS
750.316-A	Murder - 1st Degree - Premeditated	LIFE ATTEMPTS
750.316-B	Murder - Felony	LIFE ATTEMPTS
750.316-C	Murder - Open - Statutory Short Form	LIFE ATTEMPTS
750.317	Second Degree Murder	LIFE ATTEMPTS
750.321	Manslaughter	15 ATTEMPTS
750.321-A	Manslaughter - Statutory Short Form	15 ATTEMPTS
750.321-C	Manslaughter - Involuntary	15 ATTEMPTS
750.321-E	Manslaughter with Motor Vehicle	15 ATTEMPTS
750.329	Death, Firearm without Malice	15 ATTEMPTS
750.335A	Indecent Exposure (Sexually Delinquent Person)	1 ATTEMPTS
750.338B	Gross Indecency Male and Female - Commit/Procure	5 ATTEMPTS
750.349	Kidnapping	LIFE ATTEMPTS

TOTAL	.5	1	1.5	2	2.5	3	3.5	4	4.5	5	10	15	20	25	>25	LIFE	AVG
2,018	28	207	252	347	109	232	39	106	10	150	210	74	69	25	19	141	4.8
1,944	24	199	233	334	100	219	36	105	10	150	209	74	68	25	19	139	4.9
74	4	8	19	13	9	13	3	1			1		1			2	2.2
4				4													2.0
4				4													2.0
30		1	3	6	3	3	1	3		4	6						3.6
4			1		1	1	1										2.5
147	2	5	24	38	10	21	4	16	1	16	10						2.9
22		1	4	6	4	6	1										2.2
1								1									4.0
1						1											3.0
62												1				61	15.0
2																2	0.0
16											1		1			14	14.0
1						1											3.0
14																14	
7										1			1			5	12.5
173				1		1		1		1	31	42	37	17	16	26	18.5
1													1				20.0
31	1	2		2		2		3	1	7	12	1					5.5
26			1		2	4		2		9	8						5.0
22		1	1	2	1	1		2	1	5	7		1				5.2
6				1				1			4						6.2
2										1	1						7.5
1	1																0.5
1			1														1.5
5											1		1		1	2	22.3

NOTE: Be sure to check for related offense codes when examining a particular type of crime. They may or may not be in sequential order or even on the same page.



# C2 1999 Total Prisoner Population by Minimum Term Distribution — All Offenses: Female Totals Only

Page Six of Nine

153

GRAND TOTALS VIOLATIONS		
Max. Penalty		
750.349A	Prisoner Taking a Hostage	LIFE ATTEMPTS
750.356	Larceny	10 ATTEMPTS
750.356-A	Larceny - Over \$100	5 ATTEMPTS
750.356A-B	Breaking and Entering - A Vehicle Steal Prop. Over \$5	5 ATTEMPTS
750.356A1	Larceny - From a Motor Vehicle	5 ATTEMPTS
750.356C	Retail Fraud - 1st Degree	5 ATTEMPTS
750.357	Larceny from Person	10 ATTEMPTS
750.360	Larceny in Building	4 ATTEMPTS
750.362-A	Larceny - By Conversion Over \$100	5 ATTEMPTS
750.362A	Fail to Return Rented Prop	10 ATTEMPTS
750.377A-A	Malicious Destruction of Personal Property Over \$100	4 ATTEMPTS
750.377B	Mal Dest Police or Fire Dept Property	4 ATTEMPTS
750.411A1B	False Report of a Felony	4 ATTEMPTS
750.4111	Stalking, Aggravated	5 ATTEMPTS
750.413	Unlawfully Driving Away an Automobile	5 ATTEMPTS
750.414	Unlawful Use Auto w/o Int to Steal	2 ATTEMPTS
750.422	Perjury, Court Proceeding	15 ATTEMPTS
750.451	Prostitution - 2nd or > Offense	2 ATTEMPTS
750.451-B	Prostitution - 3rd Offense	2 ATTEMPTS

TOTAL	.5	1	1.5	2	2.5	3	3.5	4	4.5	5	10	15	20	25	>25	LIFE	AVG
2,018	28	207	252	347	109	232	39	106	10	150	210	74	69	25	19	141	4.8
1,944	24	199	233	334	100	219	36	105	10	150	209	74	68	25	19	139	4.9
74	4	8	19	13	9	13	3	1			1		1			2	2.2
1												1					14.5
3							3										3.3
6		1	2	2		1											1.8
2		1			1												1.7
1				1													2.0
145	6	37	45	35	4	15		2			1						1.6
1				1													2.0
38	1	3	3	2	5	15		8		1							2.7
6			2		1	2		1									2.5
35		3	5	15	5	5				1	1						2.1
1		1															1.0
1			1														1.1
1						1											3.0
2			1	1													1.6
1			1														1.3
1			1														1.5
1						1											3.0
9	1		1	5		2											1.9
1				1													1.7
5		2	3														1.1
3		1								1	1						4.3
2		2															0.8
7		5	2														1.0

NOTE: Be sure to check for related offense codes when examining a particular type of crime. They may or may not be in sequential order or even on the same page.

# C2 1999 Total Prisoner Population by Minimum Term Distribution — All Offenses: Female Totals Only

Page Seven of Nine

154

GRAND TOTALS VIOLATIONS		Max. Penalty
750.455	Pandering	20 ATTEMPTS
750.479	Resisting, Obstructing Officer	2 ATTEMPTS
750.479-B	Police Officer - Resist & Obstruct	2 ATTEMPTS
750.479A3	Police Officer - Fleeing 3rd Degree	5 ATTEMPTS
750.479A5	Police Officer - Fleeing (Penal Code) Serious Injury	4 ATTEMPTS
750.505-B	Accessory after the Fact to Felony	5 ATTEMPTS
750.520B	CSC - 1st Degree	LIFE ATTEMPTS
750.520B1A	CSC - 1st Degree - Person Under 13	LIFE ATTEMPTS
750.520B1B	CSC - 1st Degree - Relationship	LIFE ATTEMPTS
750.520B1D	CSC - 1st Degree - Accomplices	LIFE ATTEMPTS
750.520C	CSC, 2nd Degree	15 ATTEMPTS
750.520C1A	CSC - 2nd Degree - Person Under 13	15 ATTEMPTS
750.520C1B	CSC - 2nd Degree - Relationship	15 ATTEMPTS
750.520C1C	CSC - 2nd Degree - During Felony	15 ATTEMPTS
750.520C1F	CSC - 2nd Degree - Personal Injury	15 ATTEMPTS
750.520D	CSC, 3rd Degree	15 ATTEMPTS
750.520D1A	CSC - 3rd Degree - Person 13 Through 15	15 ATTEMPTS
750.520G1	CSC - Assault With Intent to Commit CSC	10 ATTEMPTS
750.520G2	Asslt W/Intent to Commit CSC	5 2nd Degree ATTEMPTS

TOTAL	.5	1	1.5	2	2.5	3	3.5	4	4.5	5	10	15	20	25	>25	LIFE	AVG
2,018	28	207	252	347	109	232	39	106	10	150	210	74	69	25	19	141	4.8
1,944	24	199	233	334	100	219	36	105	10	150	209	74	68	25	19	139	4.9
74	4	8	19	13	9	13	3	1			1		1			2	2.2
1						1											3.0
1		1															1.0
4	1	2		1													1.1
4		1	1		2												1.8
1						1											3.0
5				1		1	2			1							3.2
23						1					5	1	9	3	1	3	17.5
1											1						6.0
15								1		2	8	2	1	1			10.7
1											1						8.0
2											1	1					12.5
7				1		3		1			2						4.4
19			1	2	1	4	2	2		4	2		1				5.0
4				1		2		1									3.0
1						1											3.0
1								1									4.0
3								1		1	1						5.0
2			1		1												2.0
13		3	1	1		3				1	4						3.5
1					1												2.5
3		1	2														1.3
1			1														1.5

NOTE: Be sure to check for related offense codes when examining a particular type of crime. They may or may not be in sequential order or even on the same page.

# C2 1999 Total Prisoner Population by Minimum Term Distribution — All Offenses: Female Totals Only

Page Eight of Nine

155

		GRAND TOTALS
		VIOLATIONS
		Max. Penalty
750.529	Robbery Armed	LIFE
	ATTEMPTS	
750.529A	Car Jacking	LIFE
	ATTEMPTS	
750.530	Robbery Unarmed	15
	ATTEMPTS	
750.531	Robbery, Bank/Safe/Vault	LIFE
	ATTEMPTS	
750.531-A	Bank Robbery	LIFE
	ATTEMPTS	
750.535	Receiving Stolen Property	10
	ATTEMPTS	
750.535-A	Stolen Property - Receive & Conc over \$100	5
	ATTEMPTS	
750.535A	Motor Vehicles - Operating a Chop Shop	10
	ATTEMPTS	
750.5353A	Stolen Property - Rec & Conc Betw \$1K & <\$20K	5
	ATTEMPTS	
750.72	Burning Dwelling House	20
	ATTEMPTS	
750.72-A	Arson - Dwelling House	20
	ATTEMPTS	
750.72-B	Arson - Dwelling House Curtilage	20
	ATTEMPTS	
750.73	Arson - Real Property	10
	ATTEMPTS	
750.74B	Arson - Personal Property Over \$50	4
	ATTEMPTS	
750.77	Arson - Preparing to Burn	10
	ATTEMPTS	
750.77-B	Arson - Prepare to Burn Real or Personal Prop >\$50	4
	ATTEMPTS	
750.82	Felonious Assault	4
	ATTEMPTS	
750.83	Asslt W/Int to Commit Murder	LIFE
	ATTEMPTS	
750.84	Asslt W/Int Gr Bod Hrm Less Murder	10
	ATTEMPTS	

TOTAL	.5	1	1.5	2	2.5	3	3.5	4	4.5	5	10	15	20	25	>25	LIFE	AVG
2,018	28	207	252	347	109	232	39	106	10	150	210	74	69	25	19	141	4.8
1,944	24	199	233	334	100	219	36	105	10	150	209	74	68	25	19	139	4.9
74	4	8	19	13	9	13	3	1			1		1			2	2.2
101		2	1	7	7	9	4	12	2	13	27	8	3			6	6.1
12		1	2	1	1	4		2		1							2.7
43	1	1	3	8	3	11		5		6	5						3.5
1					1												2.5
2											1			1			16.5
5						2		2			1						4.0
1					1												2.5
1			1														1.5
17		1		10		4	1			1							2.4
8		3		3			1			1							2.1
5		1	1	1		1		1									2.2
6		1						1		1	2	1					6.5
6				1		2				1	1	1					5.5
1			1														1.3
4				2		1					1						3.3
1		1															1.0
1	1																0.5
1			1														1.5
44	1	10	12	12	3	3				2	1						1.8
5	1	1	3														1.0
28				1			1			2	11	7	2	2	1	1	11.5
40		1	1	7	1	10	4	4	1	8	3						3.5

NOTE: Be sure to check for related offense codes when examining a particular type of crime. They may or may not be in sequential order or even on the same page.

## C2 1999 Total Prisoner Population by Minimum Term Distribution — All Offenses: Female Totals Only

Page Nine of Nine

GRAND TOTALS VIOLATIONS		
Max. Penalty		
750.88	Asslt W/Intent to Rob & Steal Unarmed	15 ATTEMPTS
750.89	Asslt W/Intent to Rob & Steal Armed	LIFE ATTEMPTS
750.91	Attempt to Murder	LIFE ATTEMPTS
769.11	Habitual Offender Third Felony	LIFE ATTEMPTS
800.2814	Prisons - Prisoner Possessing Contraband	5 ATTEMPTS

TOTAL	.5	1	1.5	2	2.5	3	3.5	4	4.5	5	10	15	20	25	>25	LIFE	AVG
2,018	28	207	252	347	109	232	39	106	10	150	210	74	69	25	19	141	4.8
1,944	24	199	233	334	100	219	36	105	10	150	209	74	68	25	19	139	4.9
74	4	8	19	13	9	13	3	1			1		1			2	2.2
5			1	1				2			1						3.8
18		1		2	1	2		2	1	2	2	3	1	1			7.4
4					1						3						6.5
1			1														1.5
1		1															1.0

**NOTES:** Be sure to check for related offense codes when examining a particular type of crime. They may or may not be in sequential order or even on the same page.

Total Prisoner Population includes prisoners in institutions, camps, the SAI - Prison program and Community Residential Programs. Largest minimum term is reported.

When minimum terms exceed maximum penalties, that may be due to anomalies in criminal justice practices, habitualized offenses, database errors, etc.

Each minimum term category is rounded up from the preceding category (for example, the ten-year category includes all minimums longer than five years up to exactly ten years).

Minimum term averages are based on raw data (with life sentences excluded from the calculations).

SOURCE: Corrections Management Information System (CMIS).

# C3a

## Age Breakdown of Total Prisoner Population by Location as of December 1999

Page One of Three

INSTITUTION	< 20	20-24	25-29	30-34	35-39	40-44	45-49	50-54	55-59	60-64	65-69	70-74	75-79	80+	MED AGE	AVG AGE	COUNT
Adrian Temp Corr Fac	8	94	132	183	165	142	91	69	32	14	13	8	2		36	35.5	953
Percentages	.8	9.9	13.9	19.2	17.3	14.9	9.5	7.2	3.4	1.5	1.4	.8	.2				
Alger Max Corr Fac	9	96	132	126	99	37	20	12	1	1	1				30	31.5	534
Percentages	1.7	18.0	24.7	23.6	18.5	6.9	3.7	2.2	0.2	0.2	0.2						
Baraga Max Corr Fac	8	89	135	130	117	55	33	16	4	4					32	32.8	591
Percentages	1.4	15.1	22.8	22.0	19.8	9.3	5.6	2.7	0.7	0.7							
Carson City Corr Fac	29	233	240	233	198	183	100	41	20	11	2	5	2		33	33.8	1,297
Percentages	2.2	18.0	18.5	18.0	15.3	14.1	7.7	3.2	1.5	0.8	0.2	0.4	0.2				
Carson City Temp Corr	9	83	135	187	190	159	96	47	33	14	2	2			36	36.8	957
Percentages	0.9	8.7	14.1	19.5	19.9	16.6	10.0	4.9	3.4	1.5	0.2	0.2					
Charles Egeler Corr Fac	2	59	111	157	175	176	135	88	47	34	16	9	10	5	40	40.8	1,024
Percentages	0.2	5.8	10.8	15.3	17.1	17.2	13.2	8.6	4.6	3.3	1.6	0.9	1.0	0.5			
Chippewa Corr Facility	32	270	268	225	187	127	53	25	11	5	2	1			30	31.6	1,206
Percentages	2.7	22.4	22.2	18.7	15.5	10.5	4.4	2.1	0.9	0.4	0.2	0.1					
Chippewa Temp Corr	10	104	174	193	179	144	76	44	24	9	2	1			34	35.5	960
Percentages	1.0	10.8	18.1	20.1	18.6	15.0	7.9	4.6	2.5	0.9	0.2	0.1					
Cooper St Corr Facility	13	71	116	161	151	138	76	27	7	2	3	1		1	35	35.6	767
Percentages	1.7	9.3	15.1	21.0	19.7	18.0	9.9	3.5	0.9	0.3	0.4	0.1		0.1			
Earnest C. Brooks Corr	23	178	226	226	233	169	135	60	29	12	4	2	1		34	35.2	1,298
Percentages	1.8	13.7	17.4	17.4	18.0	13.0	10.4	4.6	2.2	0.9	0.3	0.2	0.1				
Virginia DOC Leased Beds	12	121	203	156	114	80	44	24	13	3	1	2			31	32.8	773
Percentages	1.6	15.7	26.3	20.2	14.7	10.3	5.7	3.1	1.7	0.4	0.1	0.3					
Female Camps	2	28	46	60	71	59	40	11	9	2					37	36.5	328
Percentages	0.6	8.5	14.0	18.3	21.6	18.0	12.2	3.4	2.7	0.6							
Female Corr Centers	3	11	12	26	23	23	13	8		1					38	36.2	120
Percentages	2.5	9.2	10.0	21.7	19.2	19.2	10.8	6.7		0.8							
Female Elec. Monitoring	1	8	16	18	27	21	8	3		2					36	36.0	104
Percentages	1.0	7.7	15.4	17.3	26.0	20.2	7.7	2.9		1.9							
Florence Crane Women's	5	51	105	107	151	84	46	22	10	6		1			35	35.5	588
Percentages	1.9	9.2	18.7	19.7	21.1	15.2	7.8	3.3	2.2	0.5	0.2		0.2				
G. Robert Cotton Corr	25	195	232	252	299	258	196	111	66	41	20	13	5	2	37	37.9	1,715
Percentages	1.5	11.4	13.5	14.7	17.4	15.0	11.4	6.5	3.8	2.4	1.2	0.8	0.3	0.1			
Gus Harrison Corr Fac	11	133	211	228	233	182	149	75	44	14	3	2		1	36	36.7	1,286
Percentages	0.9	10.3	16.4	17.7	18.1	14.2	11.6	5.8	3.4	1.1	0.2	0.2		0.1			
Hiawatha Temp Corr	5	76	177	178	174	154	93	52	32	11	4	1			36	36.7	957
Percentages	0.5	7.9	18.5	18.6	18.2	16.1	9.7	5.4	3.3	1.1	0.4	0.1					
Huron Valley Female Ctr.		2		1	9	6	2	1							38	38.1	21
Percentages		9.5		4.8	42.9	28.6	9.5	4.8									
Huron Valley Male Ctr.	3	23	30	31	50	47	25	18	10	13	4	3			39	39.5	257
Percentages	1.2	8.9	11.7	12.1	19.5	18.3	9.7	7.0	3.9	5.1	1.6	1.2					
Huron Valley Men's Corr	4	32	77	102	108	86	49	19	8	4	4	2	1	1	36	36.8	497
Percentages	0.8	6.4	15.5	20.5	21.7	17.3	9.9	3.8	1.6	0.8	0.8	0.4	0.2	0.2			
Ionia Max Corr Fac	2	75	102	108	121	66	54	18	10	5					34	34.8	561
Percentages	0.4	13.4	18.2	19.3	21.6	11.8	9.6	3.2	1.8	0.9							

# C3a

## Age Breakdown of Total Prisoner Population by Location as of December 1999

Page Two of Three

158

INSTITUTION	< 20	20-24	25-29	30-34	35-39	40-44	45-49	50-54	55-59	60-64	65-69	70-74	75-79	80+	MED AGE	AVG AGE	COUNT
Ionia Temp Corr Fac	28	124	159	135	173	144	100	35	29	17	7	3	4		36	36.0	958
Percentages	2.9	12.9	16.6	14.1	18.1	15.0	10.4	3.7	3.0	1.8	0.7	0.3	0.4				
Kinross Corr Fac	16	110	176	207	229	177	145	72	35	23	5	5			36	37.2	1,200
Percentages	1.3	9.2	14.7	17.3	19.1	14.8	12.1	6.0	2.9	1.9	0.4	0.4					
Lakeland Corr Fac	4	60	123	200	203	194	148	85	62	33	30	21	22	7	40	41.5	1,192
Percentages	0.3	5.0	10.3	16.8	17.0	16.3	12.4	7.1	5.2	2.8	2.5	1.8	1.8	0.6			
Macomb Corr Fac	7	93	182	257	188	187	111	62	29	15	5	1			35	36.5	1,137
Percentages	0.6	8.2	16.0	22.6	16.5	16.4	9.8	5.5	2.6	1.3	0.4	0.1					
Male Camps	82	577	701	593	455	344	145	45	16	6	2				31	31.7	2,966
Percentages	2.8	19.5	23.6	20.0	15.3	11.6	4.9	1.5	0.5	0.2	0.1						
Male Corr Centers	39	177	123	141	139	113	65	26	11	2		1	1		32	32.9	838
Percentages	4.7	21.1	14.7	16.8	16.6	13.5	7.8	3.1	1.3	0.2		0.1	0.1				
Male Elec. Monitoring	36	235	184	155	148	109	82	36	12	3	5	1			31	32.5	1,006
Percentages	3.6	23.4	18.3	15.4	14.7	10.8	8.2	3.6	1.2	0.3	0.5	0.1					
Marquette Branch Prison	14	163	194	198	174	187	83	65	24	6	5	3	2		34	35.2	1,118
Percentages	1.3	14.6	17.4	17.7	15.6	16.7	7.4	5.8	2.1	0.5	0.4	0.3	0.2				
Michigan Reformatory	134	721	322	73	32	12	6	3	1						23	24.0	1,304
Percentages	10.3	55.3	24.7	5.6	2.5	0.9	0.5	0.2	0.1								
Mid-MI Temp Corr Fac	11	93	150	177	173	154	99	52	25	15	2	4	1		36	36.7	956
Percentages	1.2	9.7	15.7	18.5	18.1	16.1	10.4	5.4	2.6	1.6	0.2	0.4	0.1				
Mound Corr Fac	4	113	231	240	214	145	91	41	14	6	6			1	34	34.9	1,106
Percentages	0.4	10.2	20.9	21.7	19.3	13.1	8.2	3.7	1.3	0.5	0.5			0.1			
Muskegon Corr Fac	3	159	257	255	235	176	112	68	25	15	5	2			34	35.4	1,312
Percentages	0.2	12.1	19.6	19.4	17.9	13.4	8.5	5.2	1.9	1.1	0.4	0.2					
Muskegon Temp Corr	14	112	113	134	174	150	107	72	44	18	11	5	2	1	38	38.2	957
Percentages	1.5	11.7	11.8	14.0	18.2	15.7	11.2	7.5	4.6	1.9	1.1	0.5	0.2	0.1			
Michigan Youth Corr	301														18	17.7	301
Percentages	100.0																
Newberry Corr Fac	22	206	228	174	151	86	43	20	10		1				30	31.4	941
Percentages	2.3	21.9	24.2	18.5	16.0	9.1	4.6	2.1	1.1		0.1						
Oaks Corr Fac	6	170	169	118	111	59	41	15	6	3		1			30	31.5	699
Percentages	0.9	24.3	24.2	16.9	15.9	8.4	5.9	2.1	0.9	0.4		0.1					
Parnall Corr Fac	2	76	149	198	240	265	174	130	83	44	30	34	6	1	40	41.6	1,432
Percentages	0.1	5.3	10.4	13.8	16.8	18.5	12.2	9.1	5.8	3.1	2.1	2.4	0.4	0.1			
Rich. A. Handlon MTU	146	819	311	22	9	2	1	1	1	1					22	22.9	1,313
Percentages	11.1	62.4	23.7	1.7	0.7	0.2	0.1	0.1	0.1	0.1							
Riverside Corr Fac	21	154	134	108	135	96	69	44	13	6	2	1			33	34.1	773
Percentages	2.7	19.9	17.3	14.0	16.2	12.4	8.9	5.7	1.7	0.8	0.3	0.1					
Riverside Reception Ctr	128	59													19	18.9	187
Percentages	68.4	31.6															
Robert Scott Corr Fac	20	90	131	164	169	136	70	35	14	9	2		3	2	35	35.6	845
Percentages	2.4	10.7	15.5	19.4	20.0	16.1	8.3	4.1	1.7	1.1	0.2		0.4	0.2			
Ryan Corr Fac	7	93	167	237	206	153	114	74	25	13	8	4	2		35	37.0	1,103
Percentages	0.6	8.4	15.1	21.5	18.7	13.9	10.3	6.7	2.3	1.2	0.7	0.4	0.2				

# C3a Age Breakdown of Total Prisoner Population by Location as of December 1999

Page Three of Three

INSTITUTION	< 20	20-24	25-29	30-34	35-39	40-44	45-49	50-54	55-59	60-64	65-69	70-74	75-79	80+	MED AGE	AVG AGE	COUNT
St. Louis Corr Fac	32	177	231	192	146	103	43	28	13	4	4	2			31	32.3	975
Percentages	3.3	18.2	23.7	19.7	15.0	10.6	4.4	2.9	1.3	0.4	0.4	0.2					
Saginaw Corr Fac	14	125	247	279	229	157	143	54	33	8	4	1			34	35.5	1,294
Percentages	1.1	9.7	19.1	21.6	17.7	12.1	11.1	4.2	2.6	0.6	0.3	0.1					
Southern MI Corr Fac		36	70	117	113	104	84	46	23	8	2	7	1		38	39.0	611
Percentages		5.9	11.5	19.1	18.5	17.0	13.7	7.5	3.8	1.3	0.3	1.1	0.2				
SPSM - Central Complex	1	22	37	36	28	19	18	7	3	1	2				33	34.8	174
Percentages	0.6	12.6	21.3	20.7	16.1	10.9	10.3	4.0	1.7	0.6							
SPSM Reception & Guid		128	114	124	103	83	48	15	7	4	2	4			33	33.8	632
Percentages		20.3	18.0	19.6	16.3	13.1	7.6	2.4	1.1	0.6	0.3	0.6					
Standish Max Corr Fac	15	80	108	102	97	49	31	12	8	2	1				32	32.9	505
Percentages	3.0	15.8	21.4	20.2	19.2	9.7	6.1	2.4	1.6	0.4	0.2						
Thumb Corr Fac	13	79	165	179	183	147	124	53	30	10	5				36	36.7	988
Percentages	1.1	12.7	15.2	19.1	18.6	16.2	11.3	3.0	1.1	0.7	0.9	0.1					
Western Wayne Corr	8	96	115	145	141	123	86	23	0.8	0.5	0.7	0.1			35	35.5	758
Percentages	1.1	12.7	15.2	19.1	18.6	16.2	11.3	3.0	1.1	0.7	0.9	0.1					
Total	1,344	7,179	8,171	8,048	7,662	6,070	3,917	2,010	1,014	485	234	154	65	22	34	34.7	46,617*
Percentages	2.9	15.5	17.6	17.4	16.5	13.1	8.4	4.3	2.2	1.0	0.5	0.3	0.1	0.0			

SOURCE: Corrections Management Information System (CMIS).

\*Total unreported = 242 (excluded from % calculations).

Age Breakdown of White Prisoner Population by Location as of December 1999

Page One of Three

INSTITUTION	< 20	20-24	25-29	30-34	35-39	40-44	45-49	50-54	55-59	60-64	65-69	70-74	75-79	80+	MED AGE	AVG AGE	COUNT
Adrian Temp Corr Fac	5	53	57	91	88	70	48	39	22	12	12	7	2		37	38.8	506
Percentages	1.0	10.5	11.3	18.0	17.4	13.8	9.5	7.7	4.3	2.4	2.4	1.4	0.4				
Alger Max Corr Fac	5	34	28	20	22	7	4	6		1	1				29	31	128
Percentages	3.9	26.6	21.9	15.6	17.2	5.5	3.1	4.7		0.8	0.8						
Baraga Max Corr Fac	4	26	34	23	20	15	8	3	2	2					30	32.4	137
Percentages	2.9	19.0	24.8	16.8	14.6	10.9	5.8	2.2	1.5	1.5							
Carson City Corr Fac	6	83	65	75	92	83	44	20	10	4	2	4	2		36	35.6	490
Percentages	1.2	16.9	13.3	15.3	18.8	16.9	9.0	4.1	2.0	0.8	0.4	0.8	0.4				
Carson City Temp Corr	5	37	52	84	94	80	45	22	15	12		1			37	37.4	447
Percentages	1.1	8.3	11.6	18.8	21.0	17.9	10.1	4.9	3.4	2.7		0.2					
Charles Egeler Corr Fac	1	23	50	68	82	72	64	44	26	18	11	7	10	2	40	42.1	478
Percentages	0.2	4.8	10.5	14.2	17.1	15.1	13.4	9.2	5.4	3.8	2.3	1.5	2.1	0.4			
Chippewa Corr Facility	11	96	100	70	71	48	17	13	9	3	2				31	32.3	440
Percentages	2.5	21.8	22.7	15.9	16.1	10.9	3.9	3.0	2.0	0.7	0.5						
Chippewa Temp Corr	3	53	76	85	85	66	46	25	22	7	1				36	36.6	469
Percentages	0.6	11.3	16.2	18.1	18.1	14.1	9.8	5.3	4.7	1.5	0.2						
Cooper St Corr Facility	7	24	43	69	74	69	32	16	4	2	3			1	36	36.6	344
Percentages	2.0	7.0	12.5	20.1	21.5	20.1	9.3	4.7	1.2	0.6	0.9			0.3			
Earnest C. Brooks Corr	13	57	75	69	92	75	49	25	21	6	3	2	1		36	36.5	488
Percentages	2.7	11.7	15.4	14.1	18.9	15.4	10.0	5.1	4.3	1.2	0.6	0.4	0.2				
Virginia DOC Leased Beds	6	42	60	52	51	39	27	18	10	3		2			34	35.4	310
Percentages	1.9	13.5	19.4	16.8	16.5	12.6	8.7	5.8	3.2	1.0		0.6					
Female Camps	1	6	16	27	26	28	9	4	3	1					37	36.6	121
Percentages	0.8	5.0	13.2	22.3	21.5	23.1	7.4	3.3	2.5	0.8							
Female Corr Centers	3	6	7	10	5	10	3	4		1					34	34.6	49
Percentages	6.1	12.2	14.3	20.4	10.2	20.4	6.1	8.2		2.0							
Female Elec. Monitoring	1	3	10	13	12	12	4	1		2					36	35.9	58
Percentages	1.7	5.2	17.2	22.4	20.7	20.7	6.9	1.7		3.4							
Florence Crane Women's	3	18	49	43	79	33	23	8	8	5		1			36	36.2	270
Percentages	1.1	6.7	18.1	15.9	29.3	12.2	8.5	3.0	3.0	1.9		0.4					
G. Robert Cotton Corr	9	85	73	108	130	112	87	66	32	31	14	10	3	1	38	39.6	761
Percentages	1.2	11.2	9.6	14.2	17.1	14.7	11.4	8.7	4.2	4.1	1.8	1.3	0.4	0.1			
Gus Harrison Corr Fac	4	67	79	96	101	89	66	34	30	10	3			1	37	38.8	580
Percentages	0.7	11.6	13.6	16.6	17.4	15.3	11.4	5.9	5.2	1.7	0.5			0.2			
Hiawatha Temp Corr	2	37	76	83	100	78	48	32	23	8	4	1			37	38.0	492
Percentages	0.4	7.5	15.4	16.9	20.3	15.9	9.8	6.5	4.7	1.6	0.8	0.2					
Huron Valley Female Ctr.					5	4									38	38.8	9
Percentages					55.6	44.4											
Huron Valley Male Ctr.	2	12	15	13	25	19	8	11	7	8	2	3			39	40.4	125
Percentages	1.6	9.6	12.0	10.4	20.0	15.2	6.4	8.8	5.6	6.4	1.6	2.4					
Huron Valley Men's Corr	1	14	28	34	42	37	17	6	5	3	3	1		1	37	37.8	192
Percentages	0.5	7.3	14.6	17.7	21.9	19.3	8.9	3.1	2.6	1.6	1.6	0.5		0.5			
Ionia Max Corr Fac	1	22	30	24	35	23	21	9	6	2					36	36.2	173
Percentages	0.6	12.7	17.3	13.9	20.2	13.3	12.1	5.2	3.5	1.2							



# C3b

## Age Breakdown of White Prisoner Population by Location as of December 1999

Page Two of Three

INSTITUTION	< 20	20-24	25-29	30-34	35-39	40-44	45-49	50-54	55-59	60-64	65-69	70-74	75-79	80+	MED AGE	AVG AGE	COUNT
Ionia Temp Corr Fac	12	69	69	65	90	88	55	20	18	11	5	2	2		37	36.8	506
Percentages	2.4	13.6	13.6	12.8	17.8	17.4	10.9	4.0	3.6	2.2	1.0	0.4	0.4				
Kinross Corr Fac	10	58	86	94	130	92	78	45	26	16	3	5			38	38.1	643
Percentages	1.6	9.0	13.4	14.6	20.2	14.3	12.1	7.0	4.0	2.5	0.5	0.8					
Lakeland Corr Fac	2	29	48	87	102	99	70	47	35	21	25	15	15	6	41	43.4	601
Percentages	0.3	4.8	8.0	14.5	17.0	16.5	11.6	7.8	5.8	3.5	4.2	2.5	2.5	1.0			
Macomb Corr Fac	1	40	57	77	73	68	30	23	11	9	4				36	37.0	393
Percentages	0.3	10.2	14.5	19.6	18.6	17.3	7.6	5.9	2.8	2.3	1.0						
Male Camps	32	195	185	212	188	148	50	17	9	5	2				32	32.6	1,043
Percentages	3.1	18.7	17.7	20.3	18.0	14.2	4.8	1.6	0.9	0.5	0.2						
Male Corr Centers	26	83	53	79	76	67	33	11	5	1			1		33	33.1	435
Percentages	6.0	19.1	12.2	18.2	17.5	15.4	7.6	2.5	1.1	0.2			0.2				
Male Elec. Monitoring	21	126	98	96	111	70	48	23	8	1	2	1			32	33.1	605
Percentages	3.5	20.8	16.2	15.9	18.3	11.6	7.9	3.8	1.3	0.2	0.3	0.2					
Marquette Branch Prison	4	70	69	69	72	80	33	31	15	5	3	3	1		36	36.3	455
Percentages	0.9	15.4	15.2	15.2	15.8	17.6	7.3	6.8	3.3	1.1	0.7	0.7	0.2				
Michigan Reformatory	40	200	94	22	14	3	1	1							23	24.1	375
Percentages	10.7	53.3	25.1	5.9	3.7	0.8	0.3	0.3									
Mid-MI Temp Corr Fac	7	35	67	82	105	84	57	31	21	10	2	3	1		37	38.2	505
Percentages	1.4	6.9	13.3	16.2	20.8	16.6	11.3	6.1	4.2	2.0	0.4	0.6	0.2				
Mound Corr Fac	4	34	44	60	56	27	18	10	4	5	2				34	34.7	264
Percentages	1.5	12.9	16.7	22.7	21.2	10.2	6.8	3.8	1.5	1.9	0.8						
Muskegon Corr Fac	2	58	87	78	85	66	44	36	10	12	4	1			35	36.6	483
Percentages	0.4	12.0	18.0	16.1	17.6	13.7	9.1	7.5	2.1	2.5	0.8	0.2					
Muskegon Temp Corr	9	64	65	73	104	104	67	53	33	15	9	3	2	1	39	39.3	602
Percentages	1.5	10.6	10.8	12.1	17.3	17.3	11.1	8.8	5.5	2.5	1.5	0.5	0.3	0.2			
Michigan Youth Corr	101														18	17.8	101
Percentages	100.0																
Newberry Corr Fac	13	71	61	46	46	38	13	11	7		1				31	32.1	307
Percentages	4.2	23.1	19.9	15.0	15.0	12.4	4.2	3.6	2.3		0.3						
Oaks Corr Fac	3	70	66	44	40	22	18	5	4	3					29	31.6	275
Percentages	1.1	25.5	24.0	16.0	14.5	8.0	6.5	1.8	1.5	1.1							
Parnall Corr Fac		29	73	93	144	139	92	72	58	36	24	26	5	1	41	43.3	792
Percentages		3.7	9.2	11.7	18.2	17.6	11.6	9.1	7.3	4.5	3.0	3.3	0.6	0.1			
Rich. A. Handlon MTU	79	353	115	9	6	2	1	1	1	1					22	22.8	568
Percentages	13.9	62.1	20.2	1.6	1.1	0.4	0.2	0.2	0.2	0.2							
Riverside Corr Fac	10	70	50	41	43	34	35	22	8	3	1				33	34.4	317
Percentages	3.2	22.1	15.8	12.9	13.6	10.7	11.0	6.9	2.5	0.9	0.3						
Riverside Reception Ctr	61	28													19	19.0	89
Percentages	68.5	31.5															
Robert Scott Corr Fac	10	34	49	58	80	50	25	12	4	4	2		3		35	35.6	331
Percentages	3.0	10.3	14.8	17.5	24.2	15.1	7.6	3.6	1.2	1.2	0.6		0.9				
Ryan Corr Fac	3	32	36	48	58	46	22	16	8	4	3	1			36	36.8	277
Percentages	1.1	11.6	13.0	17.3	20.9	16.6	7.9	5.8	2.9	1.4	1.1	0.4					

# C3b Age Breakdown of White Prisoner Population by Location as of December 1999

Page Three of Three

INSTITUTION	< 20	20-24	25-29	30-34	35-39	40-44	45-49	50-54	55-59	60-64	65-69	70-74	75-79	80+	MED AGE	AVG AGE	COUNT
St. Louis Corr Fac	7	64	81	60	50	50	16	15	7	3	3	2			32	33.7	358
Percentages	2.0	17.9	22.6	16.8	14.0	14.0	4.5	4.2	2.0	0.8	0.8	0.6					
Saginaw Corr Fac	5	47	78	101	94	71	56	26	14	7	3	1			36	36.6	503
Percentages	1.0	9.3	15.5	20.1	18.7	14.1	11.1	5.2	2.8	1.4	0.6	0.2					
Southern MI Corr Fac		15	21	30	38	42	27	19	16	5	1	5	1		40	41.0	220
Percentages		6.8	9.5	13.6	17.3	19.1	12.3	8.6	7.3	2.3	0.5	2.3	0.5				
SPSM - Central Complex	1	10	8	6	4	8	3	3	3		2				34	36.1	48
Percentages	2.1	20.8	16.7	12.5	8.3	16.7	6.3	6.3	6.3		4.2						
SPSM Reception & Guid		53	36	62	57	43	24	7	6	1	2	4			34	35.2	295
Percentages		18.0	12.2	21.0	19.3	14.6	8.1	2.4	2.0	0.3	0.7	1.4					
Standish Max Corr Fac	5	27	32	41	37	19	11	6	4	2	1				34	34.0	185
Percentages	2.7	14.6	17.3	22.2	20.0	10.3	5.9	3.2	2.2	1.1	0.5						
Thumb Corr Fac	5	36	61	67	97	63	53	23	19	6	2				37	37.5	432
Percentages	1.2	8.3	14.1	15.5	22.5	14.6	12.3	5.3	4.4	1.4	0.5						
Western Wayne Corr	2	33	38	49	50	36	23	7	4	3	3	1			35	35.6	249
Percentages	0.8	13.3	15.3	19.7	20.1	14.5	9.2	2.8	1.6	1.2	1.2	0.4					
Total	568	2,831	2,850	3,006	3,381	2,728	1,673	999	613	330	170	112	49	14	35	36.0	19,324
Percentages	2.9	14.7	14.7	15.6	17.5	14.1	8.7	5.2	3.2	1.7	0.9	0.6	0.3	0.1			

SOURCE: Corrections Management Information System (CMIS).

Age Breakdown of Non-White Prisoner Population by Location as of December 1999

Page One of Three

INSTITUTION	< 20	20-24	25-29	30-34	35-39	40-44	45-49	50-54	55-59	60-64	65-69	70-74	75-79	80+	MED AGE	AVG AGE	COUNT
Adrian Temp Corr Fac	3	41	75	92	77	72	43	30	10	2	1	1			36	36.3	447
Percentages	0.7	9.2	16.8	20.6	17.2	16.1	9.6	6.7	2.2	0.4	0.2	0.2					
Alger Max Corr Fac	4	62	104	106	77	30	16	6	1						31	31.6	406
Percentages	1.0	15.3	25.6	26.1	19.0	7.4	3.9	1.5	0.2								
Baraga Max Corr Fac	4	63	101	107	97	40	25	13	2	2					32	33.0	454
Percentages	0.9	13.9	22.2	23.6	21.4	8.8	5.5	2.9	0.4	0.4							
Carson City Corr Fac	23	150	175	158	106	100	56	21	10	7		1			31	32.6	807
Percentages	2.9	18.6	21.7	19.6	13.1	12.4	6.9	2.6	1.2	0.9		0.1					
Carson City Temp Corr	4	46	83	103	96	79	51	25	18	2	2	1			35	36.4	510
Percentages	0.8	9.0	16.3	20.2	18.8	15.5	10.0	4.9	3.5	0.4	0.4	0.2					
Charles Egeler Corr Fac	1	36	61	89	93	104	71	44	21	16	5	2		3	39	39.6	546
Percentages	0.2	6.6	11.2	16.3	17.0	19.0	13.0	8.1	3.8	2.9	0.9	0.4		0.5			
Chippewa Corr Facility	21	174	168	155	116	79	36	12	2	2		1			30	31.2	766
Percentages	2.7	22.7	21.9	20.2	15.1	10.3	4.7	1.6	0.3	0.3		0.1					
Chippewa Temp Corr	7	51	98	108	94	78	30	19	2	2	1	1			34	34.4	491
Percentages	1.4	10.4	20.0	22.0	19.1	15.9	6.1	3.9	0.4	0.4	0.2	0.2					
Cooper St Corr Facility	6	47	73	92	77	69	44	11	3			1			34	34.7	423
Percentages	1.4	11.1	17.3	21.7	18.2	16.3	10.4	2.6	0.7			0.2					
Earnest C. Brooks Corr	10	121	151	157	141	94	86	35	8	6	1				34	34.4	810
Percentages	1.2	14.9	18.6	19.4	17.4	11.6	10.6	4.3	1.0	0.7	0.1						
Virginia DOC Leased Beds	6	79	143	104	63	41	17	6	3		1				30	31.1	463
Percentages	1.3	17.1	30.9	22.5	13.6	8.9	3.7	1.3	0.6		0.2						
Female Camps	1	22	30	33	45	31	31	7	6	1					36	36.5	207
Percentages	0.5	10.6	14.5	15.9	21.7	15.0	15.0	3.4	2.9	0.5							
Female Corr Centers		5	5	16	18	13	10	4							38	37.3	71
Percentages		7.0	7.0	22.5	25.4	18.3	14.1	5.6									
Female Elec. Monitoring		5	6	5	15	9	4	2							37	36.2	46
Percentages		10.9	13.0	10.9	32.6	19.6	8.7	4.3									
Florence Crane Women's	2	33	56	64	72	51	23	14	2	1					35	35.0	318
Percentages	0.6	10.4	17.6	20.1	22.6	16.0	7.2	4.4	0.6	0.3							
G. Robert Cotton Corr	16	110	159	144	169	146	109	45	34	10	6	3	2	1	36	36.5	954
Percentages	1.7	11.5	16.7	15.1	17.7	15.3	11.4	4.7	3.6	1.0	0.6	0.3	0.2	0.1			
Gus Harrison Corr Fac	7	66	132	132	132	93	83	41	14	4		2			35	36.0	706
Percentages	1.0	9.3	18.7	18.7	18.7	13.2	11.8	5.8	2.0	0.6		0.3					
Hiawatha Temp Corr	3	39	101	95	74	76	45	20	9	3					34	35.4	465
Percentages	0.6	8.4	21.7	20.4	15.9	16.3	9.7	4.3	1.9	0.6							
Huron Valley Female Ctr.		2		1	4	2	2	1							37	37.7	12
Percentages		16.7		8.3	33.3	16.7	16.7	8.3									
Huron Valley Male Ctr.	1	11	15	18	25	28	17	7	3	5	2				38	38.7	132
Percentages	0.8	8.3	11.4	13.6	18.9	21.2	12.9	5.3	2.3	3.8	1.5						
Huron Valley Men's Corr	3	18	49	68	66	49	32	13	3	1	1	1	1		35	36.2	305
Percentages	1.0	5.9	16.1	22.3	21.6	16.1	10.5	4.3	1.0	0.3	0.3	0.3	0.3				
Ionia Max Corr Fac	1	53	72	84	86	43	33	9	4	3					34	34.2	388
Percentages	0.3	13.7	18.6	21.6	22.2	11.1	8.5	2.3	1.0	0.8							

# C3c Age Breakdown of Non-White Prisoner Population by Location as of December 1999

Page Two of Three

164

INSTITUTION	< 20	20-24	25-29	30-34	35-39	40-44	45-49	50-54	55-59	60-64	65-69	70-74	75-79	80+	MED AGE	AVG AGE	COUNT
Ionia Temp Corr Fac	16	55	90	70	83	56	45	15	11	6	2	1	2		34	35.0	452
Percentages	3.5	12.2	19.9	15.5	18.4	12.4	10.0	3.3	2.4	1.3	0.4	0.2	0.4				
Kinross Corr Fac	6	52	90	113	99	85	67	27	9	7	2				35	36.2	557
Percentages	1.1	9.3	16.2	20.3	17.8	15.3	12.0	4.8	1.6	1.3	0.4						
Lakeland Corr Fac	2	31	75	113	101	95	78	38	27	12	5	6	7	1	38	39.6	591
Percentages	0.3	5.2	12.7	19.1	17.1	16.1	13.2	6.4	4.6	2.0	0.8	1.0	1.2	0.2			
Macomb Corr Fac	6	53	125	180	115	119	81	39	18	6	1	1			35	36.3	744
Percentages	0.8	7.1	16.8	24.2	15.5	16.0	10.9	5.2	2.4	0.8	0.1	0.1					
Male Camps	50	382	516	381	267	196	95	28	7	1					30	31.2	1,923
Percentages	2.6	19.9	26.8	19.8	13.9	10.2	4.9	1.5	0.4	0.1							
Male Corr Centers	13	94	70	62	63	46	32	15	6	1		1			31	32.7	403
Percentages	3.2	23.3	17.4	15.4	15.6	11.4	7.9	3.7	1.5	0.2		0.2					
Male Elec. Monitoring	15	109	86	59	37	39	34	13	4	2	3				29	31.7	401
Percentages	3.7	27.2	21.4	14.7	9.2	9.7	8.5	3.2	1.0	0.5	0.7						
Marquette Branch Prison	10	93	125	129	102	107	50	34	9	1	2		1		34	34.5	663
Percentages	1.5	14.0	18.9	19.5	15.4	16.1	7.5	5.1	1.4	0.2	0.3		0.2				
Michigan Reformatory	94	521	228	51	18	9	5	2	1						23	23.9	929
Percentages	10.1	56.1	24.5	5.5	1.9	1.0	0.5	0.2	0.1								
Mid-MI Temp Corr Fac	4	58	83	95	68	70	42	21	4	5		1			34	35.0	451
Percentages	0.9	12.9	18.4	21.1	15.1	15.5	9.3	4.7	0.9	1.1		0.2					
Mound Corr Fac		79	187	180	158	118	73	31	10	1	4			1	34	34.9	842
Percentages		9.4	22.2	21.4	18.8	14.0	8.7	3.7	1.2	0.1	0.5			0.1			
Muskegon Corr Fac	1	101	170	177	150	110	68	32	15	3	1	1			33	34.6	829
Percentages	0.1	12.2	20.5	21.4	18.1	13.3	8.2	3.9	1.8	0.4	0.1	0.1					
Muskegon Temp Corr	5	48	48	61	70	46	40	19	11	3	2	2			36	36.3	355
Percentages	1.4	13.5	13.5	17.2	19.7	13.0	11.3	5.4	3.1	0.8	0.6	0.6					
Michigan Youth Corr	200														18	17.7	200
Percentages	100.0																
Newberry Corr Fac	9	135	167	128	105	48	30	9	3						30	31.1	634
Percentages	1.4	21.3	26.3	20.2	16.6	7.6	4.7	1.4	0.5								
Oaks Corr Fac	3	100	103	74	71	37	23	10	2			1			30	31.4	424
Percentages	0.7	23.6	24.3	17.5	16.7	8.7	5.4	2.4	0.5			0.2					
Parnall Corr Fac	2	47	76	105	96	126	82	58	25	8	6	8	1		39	39.4	640
Percentages	0.3	7.3	11.9	16.4	15.0	19.7	12.8	9.1	3.9	1.3	0.9	1.3	0.2				
Rich. A. Handlon MTU	67	466	196	13	3										23	22.9	745
Percentages	9.0	62.6	26.3	1.7	0.4												
Riverside Corr Fac	11	84	84	67	82	62	34	22	5	3	1	1			33	33.8	456
Percentages	2.4	18.4	18.4	14.7	18.0	13.6	7.5	4.8	1.1	0.7	0.2	0.2					
Riverside Reception Ctr	67	31													19	18.9	98
Percentages	68.4	31.6															
Robert Scott Corr Fac	10	56	82	106	89	86	45	23	10	5				2	35	35.5	514
Percentages	1.9	10.9	16.0	20.6	17.3	16.7	8.8	4.5	1.9	1.0				0.4			
Ryan Corr Fac	4	61	131	189	148	107	92	58	17	9	5	3	2		35	37.0	826
Percentages	0.5	7.4	15.9	22.9	17.9	13.0	11.1	7.0	2.1	1.1	0.6	0.4	0.2				

# C3c Age Breakdown of Non-White Prisoner Population by Location as of December 1999

Page Three of Three

INSTITUTION	< 20	20-24	25-29	30-34	35-39	40-44	45-49	50-54	55-59	60-64	65-69	70-74	75-79	80+	MED AGE	AVG AGE	COUNT
St. Louis Corr Fac	25	113	150	132	96	53	27	13	6	1	1				30	31.6	617
Percentages	4.1	18.3	24.3	21.4	15.6	8.6	4.4	2.1	1.0	0.2	0.2						
Saginaw Corr Fac	9	78	169	178	135	86	87	28	19	1	1				33	34.7	791
Percentages	1.1	9.9	21.4	22.5	17.1	10.9	11.0	3.5	2.4	0.1	0.1						
Southern MI Corr Fac		21	49	87	75	62	57	27	7	3	1	2			37	37.9	391
Percentages		5.4	12.5	22.3	19.2	15.9	14.6	6.9	1.8	0.8	0.3	0.5					
SPSM - Central Complex		12	29	30	24	11	15	4		1					33	34.3	126
Percentages		9.5	23.0	23.8	19.0	8.7	11.9	3.2		0.8							
SPSM Reception & Guid		75	78	62	46	40	24	8	1	3					31	32.6	337
Percentages		22.3	23.1	18.4	13.6	11.9	7.1	2.4	0.3	0.9							
Standish Max Corr Fac	10	53	76	61	60	30	20	6	4						31	32.3	320
Percentages	3.1	16.6	23.8	19.1	18.8	9.4	6.3	1.9	1.3								
Thumb Corr Fac	8	43	104	112	86	84	71	30	11	4	3				35	36.1	556
Percentages	1.4	7.7	18.7	20.1	15.5	15.1	12.8	5.4	2.0	0.7	0.5						
Western Wayne Corr	6	63	77	96	91	87	63	16	4	2	4				35	35.4	509
Percentages	1.2	12.4	15.1	18.9	17.9	17.1	12.4	3.1	0.8	0.4	0.8						
Total	776	4,348	5,321	5,042	4,281	3,342	2,244	1,011	401	155	64	42	16	8	32	33.7	27,051
Percentages	2.9	16.1	19.7	18.6	15.8	12.4	8.3	3.7	1.5	0.6	0.2	0.2	0.1	0.0			

SOURCE: Corrections Management Information System (CMIS).

## C4 1999 Prisoner Movement Summary: Institutions and Camps

### INTAKE

New Court Commitment .....	4,328
Probation Violator (Technical or New Sentence) .....	3,136
Parole Violator New Sentence .....	1,259
Escaper New Sentence .....	85
<b>TOTAL .....</b>	<b>8,808</b>

### EXIT

Movement to Parole .....	7,776
Release to Court on Writ .....	4,499
Transfer to Community Residential Programs .....	3,195
Discharge from Sentence .....	1,270
Temporarily Housed at a County Jail .....	76
Death .....	108
Release to Mental Health Hospital or Criminal Justice Agency .....	18
Escape .....	0
<b>TOTAL .....</b>	<b>16,942</b>

### RETURN

Return from Court <i>without</i> Additional Sentence .....	3,519
Technical Parole Violator Return .....	3,186
Return from Escape from Community Residential Programs .....	820
Return from Court <i>with</i> Additional Sentence Imposed .....	847
Return from County Jail .....	70
Direct Return from Community Residential Programs .....	250
Return While on Parole Status .....	94
Return from Mental Health Hospital or Criminal Justice Agency .....	9
Return from Escape from Institution, Camp, or non-DOC location .....	18
<b>TOTAL .....</b>	<b>8,813</b>

### **1999 Institution and Camp Population Change = +679**

(INTAKE - EXIT + RETURN = POPULATION CHANGE)

SOURCE: Corrections Management Information System (CMIS).

NOTE: Includes institution, camp, and SAI-Prison movements.

Only movements affecting the total population count are shown (e.g., excludes movements between institutions, and temporary movements to/from hospitals).

## C5 Escapes From Secure DOC Custody Calendar Years 1996 - 1999

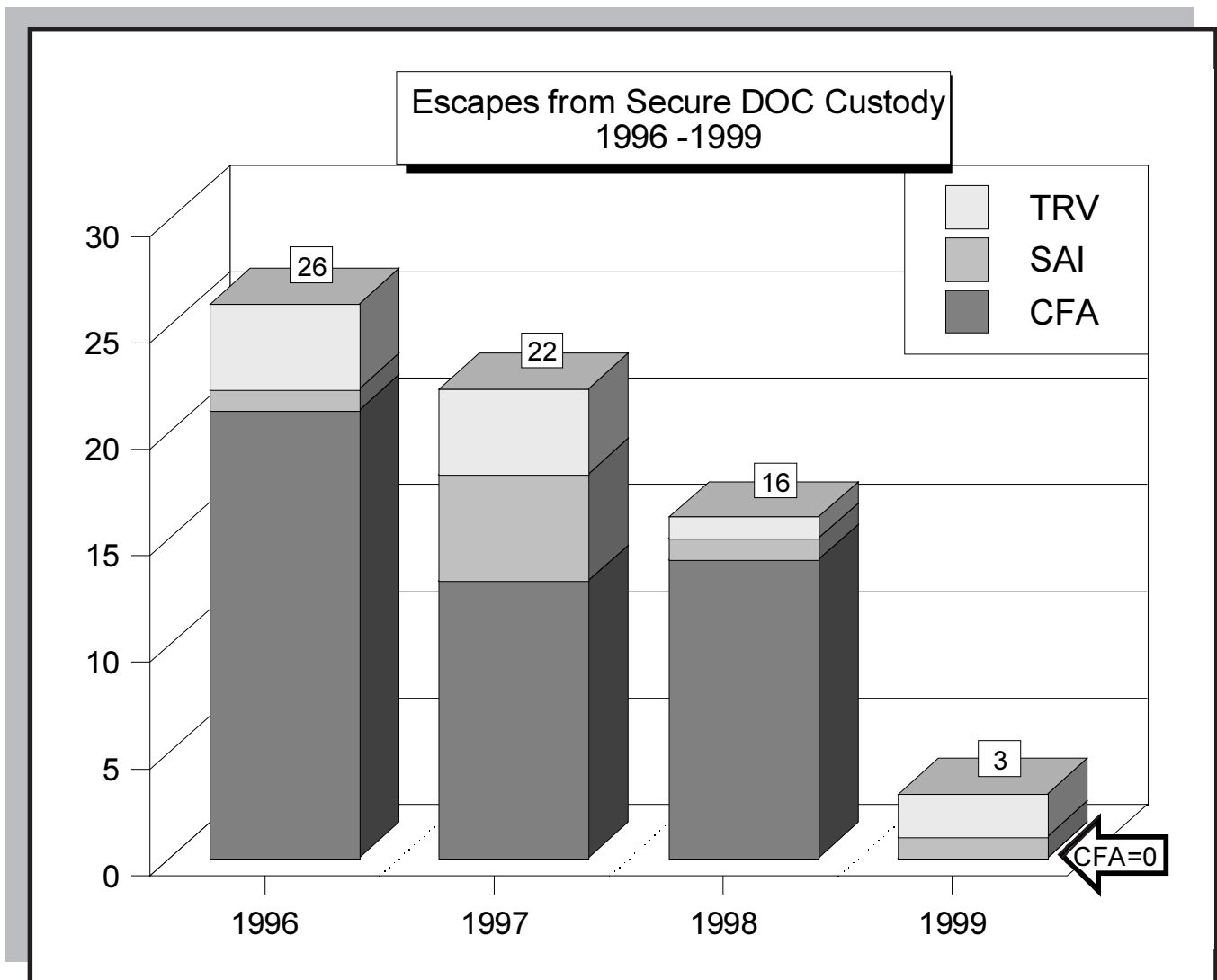
The department recently modernized its coding and reporting of escapes. A new reporting category — *Escapes From Secure DOC Custody* — now includes any and all escapes from:

- CFA institutions and camps.
- CFA custody (i.e., while under CFA control, such as while in transit or hospitalized).
- Special Alternative Incarceration (SAI boot camp for prisoners and probationers).

- Technical Rule Violator (TRV) Centers for CRP and parole violators.

Escapes from community corrections centers and electronic monitoring will continue to be reported separately, as will absconds from routine parole supervision. The figures in this chart have been modified from past reports to reflect the changes in escape coding and reporting. The modernization was implemented starting

with 1999 data, but escape figures for some prior years have been recalculated using the new reporting process, and are included in this chart to provide a trend line based on consistent methodology.



SOURCE: Corrections Management Information System (CMIS)

NOTE: In 1999, there were also four escapes of Michigan prisoners from non-DOC locations — three while released to court on writ, and one from the Huron Valley Center facility which is operated by the Department of Community Health.





This section summarizes 1999 data on offender movement to parole and Parole Board activity and decisions. It also examines the parole outcomes of offenders who paroled in 1995.

Table D shows the total number of prisoner movements to parole each year from 1985 through 1999.

Table D1 compares 1999 Parole Board activity and decisions to that of the previous fourteen years. Table D1a provides more detail regarding the 1999 activity of the Parole Board.

Table D2 shows the parole outcomes of prisoners who paroled in 1995. This routine follow-up is conducted only on offenders who parole from their sentences for the first time in the applicable year (i.e., reparaes are excluded from the analysis). The recidivism measure is whether parolees are returned to prison, either as technical rule violators or as parole violators with new sentences (PVNS) during the parole term.

The offense groups shown on the left in Table D2 are the crimes from which the prisoners were paroled. Of the 7,701 prisoners paroled for the first time in 1995, 4,598 (60%) completed the parole term successfully, 2,130 (28%) were returned to prison for technical rule violations, and 973 (12%) were

sentenced to prison for new offenses committed while on parole.

Table D2a examines the 973 parole violators with new sentences. It compares the new crimes committed while on parole to the original crimes from which the offenders paroled.

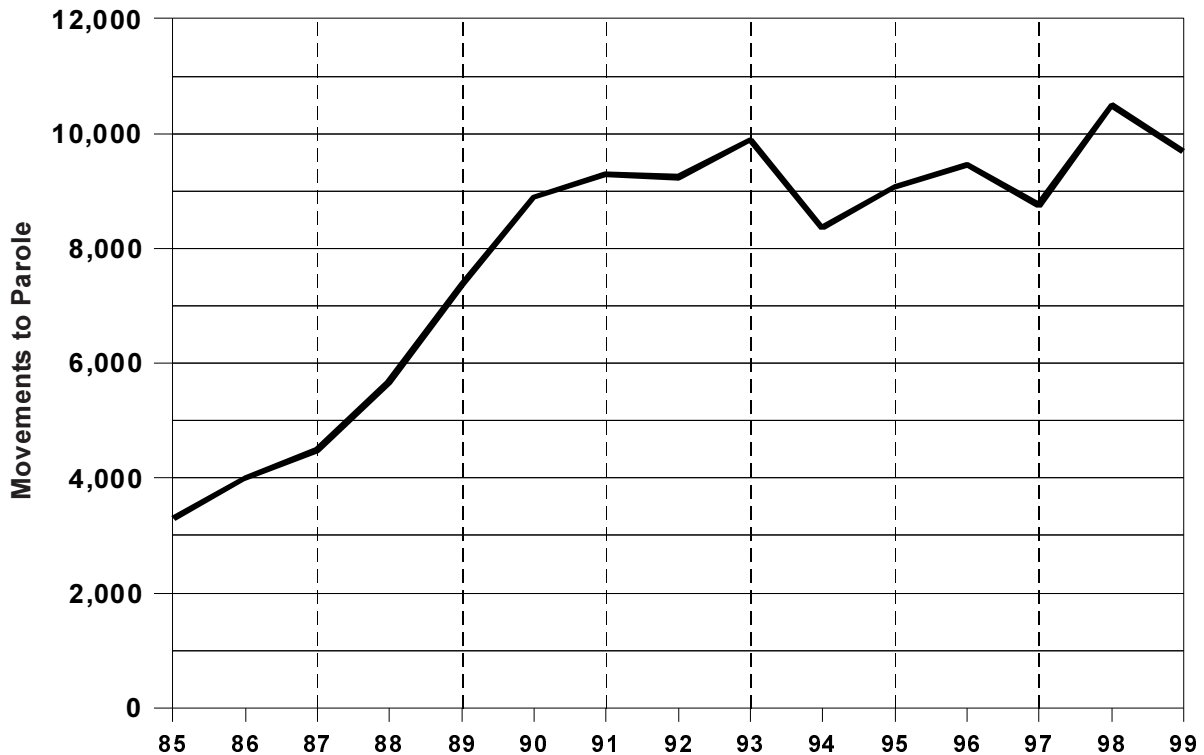
To read Table D2a, locate the original crimes in the first column on the left. Alpha characters in parentheses follow the descriptive labels. Corresponding alpha characters appear across the top of the table, identifying the new crime types. The first number to the right of each original crime shows the number of offenders who were paroled in 1995 from that original crime and then returned to prison for a new crime. The cells where the corresponding rows and columns intersect show how many of the new sentences were for the same offense types as the original crimes.

For example, 34 of the 973 parole violators with new sentences in Table D2a were paroled from the original crime of auto theft. Of those 34, 5 were returned to prison during the parole term for a new auto theft sentence.

## D Annual Movements to Parole

Calendar Years 1985 -1999

Year	Movement to Parole	Numerical Change	Percent Change
1985	3,290	---	---
1986	4,012	722	21.9
1987	4,491	479	11.9
1988	5,676	1,185	26.4
1989	7,385	1,709	30.1
1990	8,895	1,510	20.4
1991	9,300	405	4.6
1992	9,240	(60)	(0.6)
1993	9,881	641	6.9
1994	8,370	(1,511)	(15.3)
1995	9,078	708	8.5
1996	9,465	387	4.3
1997	8,758	(707)	(7.5)
1998	10,506	1,748	20.0
1999	9,682	(824)	(7.8)



SOURCE: Corrections Management Information System (CMIS).

## D1 Parole Board Activity, 1985 - 1999

Year	Interviews	Paroles Without Interview	Total Paroles Ordered	Parole Denials	Parole Violation Continuances	Actual Movement to Parole
1985	6,370	1,020	3,856	2,694	965	3,290
1986	7,686	1,299	4,352	2,966	814	4,012
1987	8,987	1,753	5,975	4,096	897	4,491
1988	8,815	2,057	7,310	3,880	972	5,676
1989	8,199	2,495	8,713	4,412	1,173	7,385
1990	11,433	3,164	10,748	5,004	1,424	8,895
1991	11,701	3,077	10,042	5,511	1,360	9,300
1992	9,624	3,360	11,854	7,553	1,602	9,240
1993	9,974	2,133	11,177	6,486	1,908	9,881
1994	10,884	1,879	9,795	7,262	1,952	8,370
1995	13,119	1,988	9,678	7,923	2,050	9,078
1996	15,288	2,235	10,306	7,480	2,228	9,465
1997	14,011	2,554	9,751	7,898	2,480	8,758
1998	13,814	2,837	10,366	9,845	2,675	10,506
1999	13,665	2,355	10,777	10,154	3,173	9,682

SOURCE: Corrections Management Information System (CMIS).

Note: 1998 figures adjusted slightly due to lags in data entry.

# D1a 1999 Parole Board Action

Total Cases — 30,790

Code/Title	Number
<b>PAROLES AND REINSTATEMENTS</b>	
60 Reinstatement on Parole	304
61 Regular Parole	6,283
62 Parole in Custody	461
64 Special Parole	3
67 Reparoled on Same Term	602
69 SAI Parole*	546
76 Paroled Without Interview	2,578
<b>Total</b>	<b>10,777</b>
<b>SERVICE CONTINUED</b>	
19 Technical Violation Sustained	3,173
20 Further Demonstration	21
29 Risk to Community	10,133
<b>Total</b>	<b>13,327</b>

Code/Title	Number
<b>DISPOSITION DEFERRED</b>	
42 Current Psychiatric Report	216
46 Further Discussion	32
48 Satisfactory Placement	323
<b>Total</b>	<b>571</b>
<b>OTHER ACTION</b>	
18 Board Referred to List	449
38 Rescinded Parole	2,949
39 Suspended Parole	682
91 Long Indeterminate Interview	817
92 Lifer Law Interview	438
93 Murder First Interview	529
96 LID Removed from Category	251
<b>Total</b>	<b>6,115</b>

Source: Corrections Management Information System (CMIS).

\*SAI paroles are not subject to Parole Board review.

## D2 Parole Outcomes of Offenders Who Paroled in 1995 by Offense Group

173

	TOTAL CASES	SUCCESSSES			FAILURES			BY PERCENT TO TOTAL			
		Total	Discharge	Med./Admin. Return*	Total	Technical Violations	New Sentence	Total Success	Total Failure	Technical Violations	New Sentence
<b>Total All Cases</b>	<b>7,701</b>	<b>4,598</b>	<b>4,499</b>	<b>99</b>	<b>3,103</b>	<b>2,130</b>	<b>973</b>	<b>59.7</b>	<b>40.3</b>	<b>27.7</b>	<b>12.6</b>
<b>Offenses Against Persons</b>	<b>1,887</b>	<b>1,274</b>	<b>1,251</b>	<b>23</b>	<b>613</b>	<b>452</b>	<b>161</b>	<b>67.5</b>	<b>32.5</b>	<b>24.0</b>	<b>8.5</b>
Homicide	191	158	156	2	33	27	6	82.7	17.3	14.1	3.1
Abduction — Kidnapping	7	5	5	0	2	2	0	71.4	28.6	28.6	0.0
Assault	548	362	357	5	186	139	47	66.1	33.9	25.4	8.6
Robbery	721	418	402	16	303	210	93	58.0	42.0	29.1	12.9
Offenses against Children	13	10	10	0	3	2	1	76.9	23.1	15.4	7.7
Criminal Sexual Conduct	407	321	321	0	86	72	14	78.9	21.1	17.7	3.4
<b>Property Offenses</b>	<b>3,040</b>	<b>1,521</b>	<b>1,481</b>	<b>40</b>	<b>1,519</b>	<b>985</b>	<b>534</b>	<b>50.0</b>	<b>50.0</b>	<b>32.4</b>	<b>17.6</b>
Arson	48	35	35	0	13	9	4	72.9	27.1	18.8	8.3
Burglary	1,072	536	523	13	536	334	202	50.0	50.0	31.2	18.8
Larceny	1,210	582	562	20	628	406	222	48.1	51.9	33.6	18.3
Auto Theft	184	86	83	3	98	64	34	46.7	53.3	34.8	18.5
Forgery, Uttering & Publishing	307	154	152	2	153	108	45	50.2	49.8	35.2	14.7
Embezzlement	59	40	40	0	19	11	8	67.8	32.2	18.6	13.6
Fraud	81	46	46	0	35	20	15	56.8	43.2	24.7	18.5
Malicious Destruction	79	42	40	2	37	33	4	53.2	46.8	41.8	5.1
<b>All Other Offenses</b>	<b>2,774</b>	<b>1,803</b>	<b>1,767</b>	<b>36</b>	<b>971</b>	<b>693</b>	<b>278</b>	<b>65.0</b>	<b>35.0</b>	<b>25.0</b>	<b>10.0</b>
Drugs	1,884	1,217	1,190	27	667	485	182	64.6	35.4	25.7	9.7
Weapons	245	139	136	3	106	75	31	56.7	43.3	30.6	12.7
Prostitution	11	8	8	0	3	3	0	72.7	27.3	27.3	0.0
Interfere with Legal Processes	55	38	37	1	17	12	5	69.1	30.9	21.8	9.1
Miscellaneous	157	85	80	5	72	52	20	54.1	47.4	34.2	13.2
Motor Vehicles	422	316	316	0	106	66	40	74.9	25.1	15.6	9.5
Number of Deaths on Parole: 14											

SOURCE: Corrections Management Information System (CMIS).

\*Medical or Administrative Return to prison.

NOTE: Follow-up includes only those offenders who paroled from their sentence(s) for the first time in 1995 (i.e., no reparaoles).

# D2a 1995 Parolees Returned with New Sentences (PVNS) During Parole Term Original Crime Type vs. New Crime Type

174

DESCRIPTION (Original Crime)	ORIG TOTAL	NEW CRIMES AGAINST A PERSON							NEW PROPERTY CRIMES								OTHER NEW OFFENSES							
		Total	(A)	(C)	(D)	(E)	(F)	(G)	Total	(H)	(I)	(J)	(K)	(L)	(M)	(N)	(O)	Total	(P)	(Q)	(R)	(U)	(V)	(W)
<b>TOTAL PVNS</b>	<b>973</b>	<b>209</b>	<b>24</b>	<b>1</b>	<b>52</b>	<b>89</b>	<b>0</b>	<b>43</b>	<b>466</b>	<b>3</b>	<b>135</b>	<b>227</b>	<b>35</b>	<b>38</b>	<b>5</b>	<b>13</b>	<b>10</b>	<b>298</b>	<b>180</b>	<b>30</b>	<b>1</b>	<b>27</b>	<b>13</b>	<b>47</b>
<b>PERSON</b>	<b>161</b>	<b>72</b>	<b>6</b>	<b>0</b>	<b>16</b>	<b>38</b>	<b>0</b>	<b>12</b>	<b>48</b>	<b>0</b>	<b>13</b>	<b>25</b>	<b>2</b>	<b>3</b>	<b>2</b>	<b>3</b>	<b>0</b>	<b>41</b>	<b>21</b>	<b>6</b>	<b>0</b>	<b>7</b>	<b>3</b>	<b>4</b>
Homicide (A)	6	3	2	0	0	0	0	1	2	0	0	1	0	0	0	1	0	1	1	0	0	0	0	0
Abduction — Kidnapping (C)	0	0	0	0	0	0	0	0	0	0	0	0	0	0	0	0	0	0	0	0	0	0	0	0
Assault (D)	47	16	2	0	8	3	0	3	15	0	5	7	1	0	0	2	0	16	6	5	0	2	0	3
Robbery (E)	93	44	2	0	6	34	0	2	29	0	8	16	1	2	2	0	0	20	12	1	0	4	3	0
Offenses Against Children (F)	1	0	0	0	0	0	0	0	1	0	0	1	0	0	0	0	0	0	0	0	0	0	0	0
Criminal Sexual Conduct (G)	14	9	0	0	2	1	0	6	1	0	0	0	0	1	0	0	0	4	2	0	0	1	0	1
<b>PROPERTY</b>	<b>534</b>	<b>89</b>	<b>6</b>	<b>0</b>	<b>20</b>	<b>37</b>	<b>0</b>	<b>26</b>	<b>354</b>	<b>2</b>	<b>111</b>	<b>169</b>	<b>28</b>	<b>28</b>	<b>3</b>	<b>8</b>	<b>5</b>	<b>91</b>	<b>50</b>	<b>11</b>	<b>0</b>	<b>14</b>	<b>8</b>	<b>8</b>
Arson (H)	4	1	1	0	0	0	0	0	1	0	0	0	1	0	0	0	0	2	0	0	0	2	0	0
Burglary (I)	202	30	1	0	6	9	0	14	136	0	76	44	6	7	1	1	1	36	21	3	0	6	4	2
Larceny (J)	222	38	3	0	11	19	0	5	147	1	27	99	12	2	0	3	3	37	20	8	0	4	2	3
Auto Theft (K)	34	13	0	0	2	7	0	4	15	0	1	7	5	2	0	0	0	6	3	0	0	1	1	1
Forgery, Uttrg & Publishg (L)	45	5	1	0	0	2	0	2	33	0	3	11	2	15	1	0	1	7	4	0	0	1	1	1
Embezzlement (M)	8	1	0	0	0	0	0	1	6	1	1	2	0	0	1	1	0	1	1	0	0	0	0	0
Fraud (N)	15	0	0	0	0	0	0	0	14	0	2	6	2	2	0	2	0	1	1	0	0	0	0	0
Malicious Destruction (O)	4	1	0	0	1	0	0	0	2	0	1	0	0	0	0	1	0	1	0	0	0	0	0	1
<b>OTHER</b>	<b>278</b>	<b>48</b>	<b>12</b>	<b>1</b>	<b>16</b>	<b>14</b>	<b>0</b>	<b>5</b>	<b>64</b>	<b>1</b>	<b>11</b>	<b>33</b>	<b>5</b>	<b>7</b>	<b>0</b>	<b>2</b>	<b>5</b>	<b>166</b>	<b>109</b>	<b>13</b>	<b>1</b>	<b>6</b>	<b>2</b>	<b>35</b>
Drugs (P)	182	36	8	1	13	11	0	3	40	1	4	22	2	7	0	2	2	106	92	5	0	3	2	4
Weapons (Q)	31	7	3	0	0	3	0	1	7	0	1	3	2	0	0	0	1	17	10	6	0	1	0	0
Prostitution (R)	0	0	0	0	0	0	0	0	0	0	0	0	0	0	0	0	0	0	0	0	0	0	0	0
Interfere W/Legal Process (U)	5	1	0	0	1	0	0	0	1	0	1	0	0	0	0	0	0	3	1	1	0	1	0	0
Miscellaneous (V)	20	2	0	0	1	0	0	1	12	0	4	7	0	0	0	0	1	6	4	1	1	0	0	0
Motor Vehicles (W)	40	2	1	0	1	0	0	0	4	0	1	1	1	0	0	0	1	34	2	0	0	1	0	31

SOURCE: Corrections Management Information System (CMIS).

This section contains data and information regarding the community supervision programs and functions of the Department's Field Operations Administration (FOA).

The Field Operations Administration is responsible for supervision of all adult felons on probation and parole, as well as prisoners living in Community Residential Programs (CRP), which include community corrections centers and electronic monitoring.

In addition, the FOA is responsible for administration and operation of the Department's technical rule violator centers for parolees and CRP prisoners, as well as the Department's Special Alternative Incarceration (SAI) boot camp program for prisoners and probationers.

The FOA also supervises offenders committed to the Department under the Holmes Youthful Trainee Act, and the Parole Board is a component of the Field Operations Administration.

Also, in 1995, Michigan's Office of Community Corrections (OCC) was transferred into the Department as an agency within the FOA. The OCC works with local units of government to implement the Community Corrections Act (P.A. 511).

Field operations are administered through Regional and Area offices (see map). Region I is Wayne County; Region II is roughly the southeastern portion of the lower peninsula, except for Wayne County; and Region III is the rest of the lower peninsula and all of the upper peninsula.

The FOA central office prepares budgets, sets policies and handles issues that cannot be taken care of locally, such as Interstate Compact matters and communications regarding absconders picked up in other states.

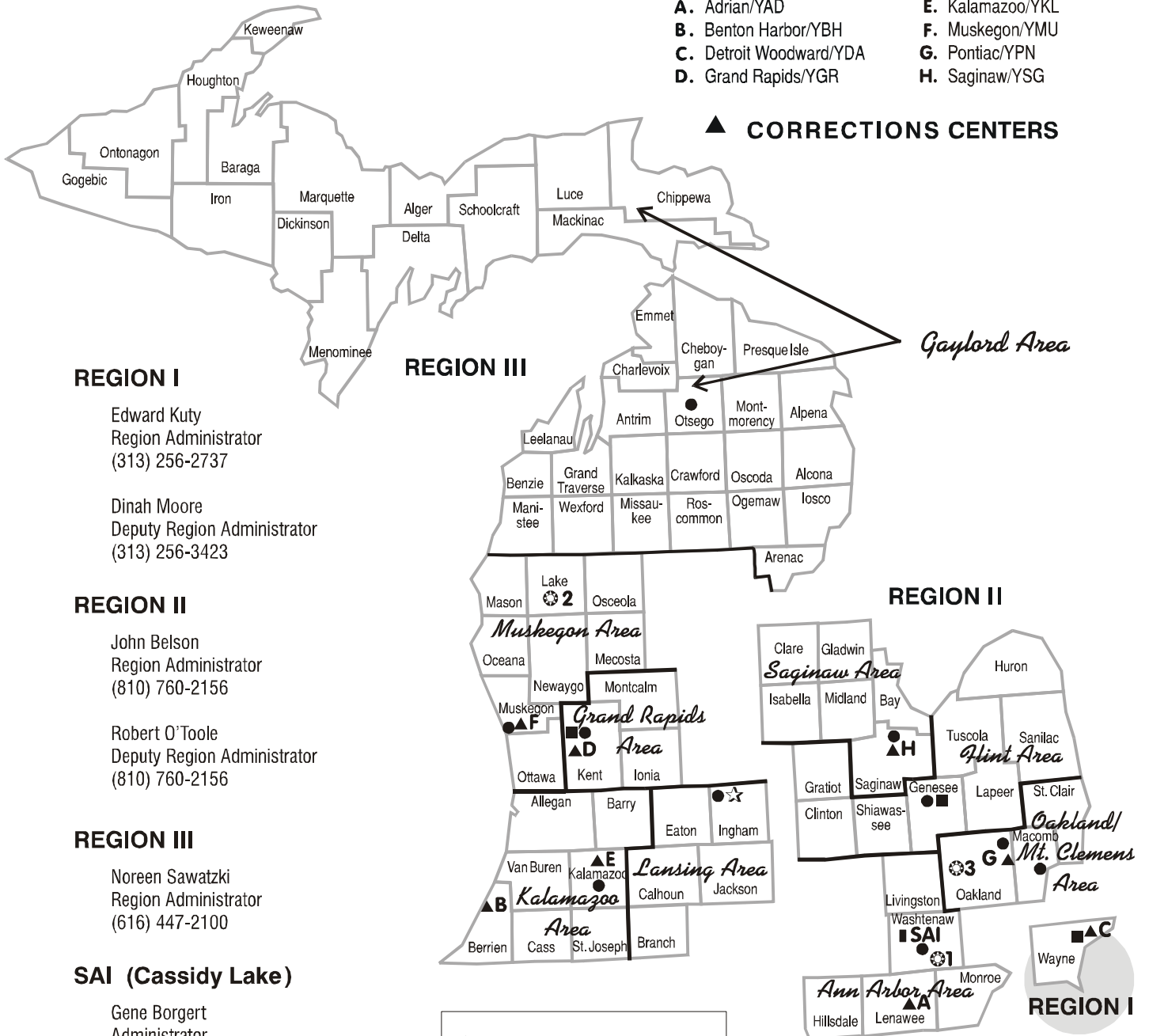
This report section is divided into four subsections.

- *Probation and Parole Supervision*
- *Special Alternative Incarceration Program*
- *Community Residential Programs*
- *Office of Community Corrections*

# Map Michigan Department of Corrections Field Operations Administration Regions and Areas As of December 31, 1999

- A. Adrian/YAD
- B. Benton Harbor/YBH
- C. Detroit Woodward/YDA
- D. Grand Rapids/YGR
- E. Kalamazoo/YKL
- F. Muskegon/YMU
- G. Pontiac/YPN
- H. Saginaw/YSG

▲ CORRECTIONS CENTERS



**REGION I**  
Edward Kutry  
Region Administrator  
(313) 256-2737  
  
Dinah Moore  
Deputy Region Administrator  
(313) 256-3423

**REGION II**  
John Belson  
Region Administrator  
(810) 760-2156  
  
Robert O'Toole  
Deputy Region Administrator  
(810) 760-2156

**REGION III**  
Noreen Sawatzki  
Region Administrator  
(616) 447-2100

**SAI (Cassidy Lake)**  
Gene Borgert  
Administrator  
(734) 475-1368

- ☆ CENTRAL OFFICE
- REGIONAL OFFICE
- AREA OFFICE
- ⊙ TRV CENTERS
- 1. Huron Valley
- 2. Lake County
- 3. Gilman
- ▲ CORRECTIONS CENTER
- SAI (Cassidy Lake)

- Oakland Area: Probation Only
- Mt. Clemens Area:  
Macomb & St. Clair — All Functions  
Oakland — CRP/Parole Only

Source: Field Operations Administration



## Probation and Parole Supervision

Table E1 shows the number of parolees returned to prison for technical violations and new sentences, broken down by gender and year. Table E1 also shows the number of parole revocation hearings held each year.

Table E2 presents breakdowns of Field Operations *personnel* by type of offender supervised and by employee job classification. Table E2 also displays a breakdown of Field Operations *funds* by type of offender supervised.

Table E3 shows the distribution of investigations conducted by type, and a breakdown of the average number of offenders supervised

by type. Workloads in 1999 remained the same as in the previous year. The average agent workload was 97:1 in 1999.

Table E4 displays the number of pre-sentence investigations conducted each year since 1990.

Tables E5 and E6 show the average number of parolees and probationers under supervision each year.

# E1 Violations of Parole Supervision

**TECHNICAL VIOLATOR RETURNS**  
(Includes Returns from Out-of-State)

Date	Male	Female	Total
1990	1,377	76	1,453
1991	1,560	87	1,647
1992	1,555	102	1,657
1993	1,849	106	1,955
1994	1,828	136	1,964
1995	1,766	150	1,916
1996	2,401	176	2,577
1997	2,492	176	2,668
1998	2,892	218	3,110
1999	2,958	228	3,186

**NEW SENTENCE RETURNS**

Date	Male	Female	Total
1990	1,288	55	1,343
1991	1,644	85	1,729
1992	1,783	92	1,875
1993	1,504	61	1,565
1994	1,160	73	1,233
1995	859	31	890
1996	972	61	1,033
1997	1,225	63	1,288
1998	1,281	64	1,345
1999	1,202	57	1,259

**PAROLE REVOCATION HEARINGS**

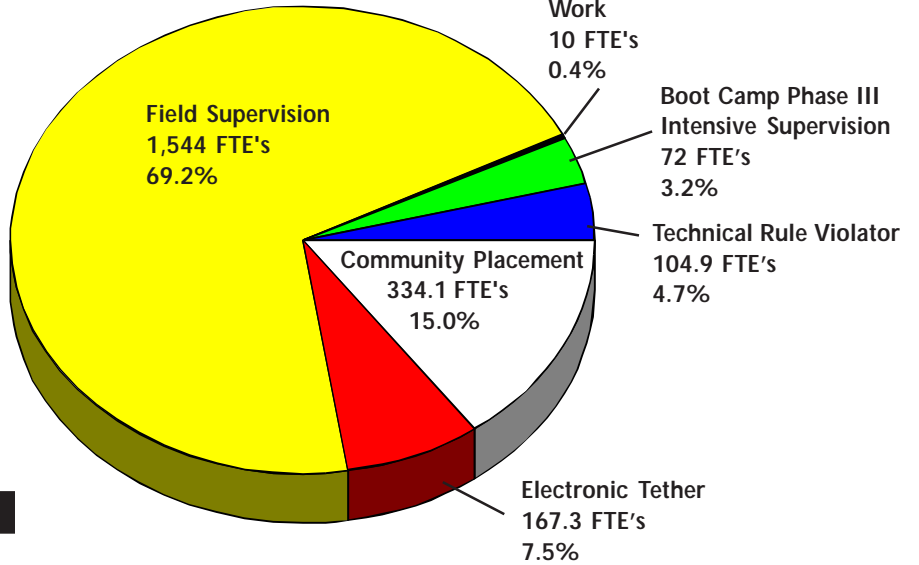
Date	Total
1990	220
1991	252
1992	293
1993	270
1994	398
1995	590
1996	579
1997	659
1998	562
1999	718

SOURCES: Corrections Management Information System (CMIS) and Field Operations Administration.  
NOTE: Minor adjustments have been made to 1998 figures due to corrections to the source data.

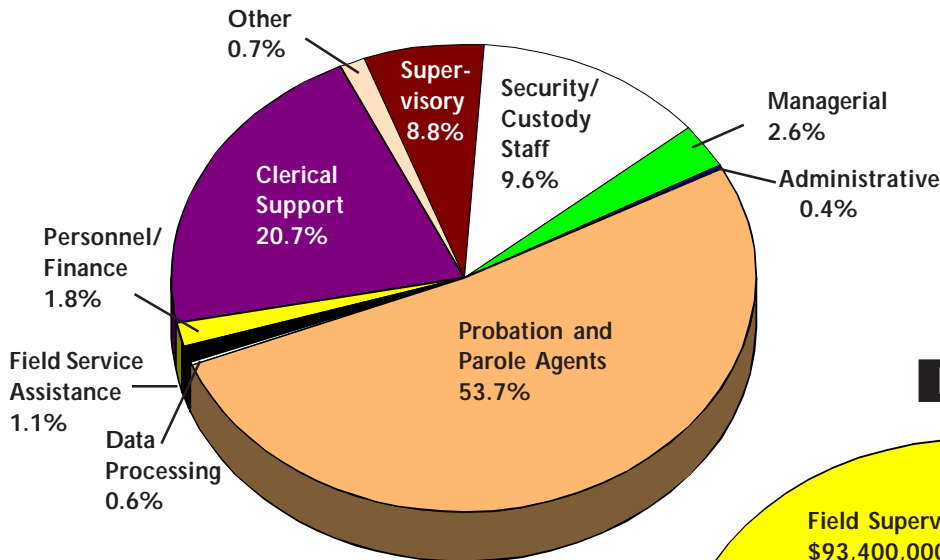
# E2 Personnel and Funds Distribution

TOTAL FTE's = 2,232

## PERSONNEL (FUNCTIONS)

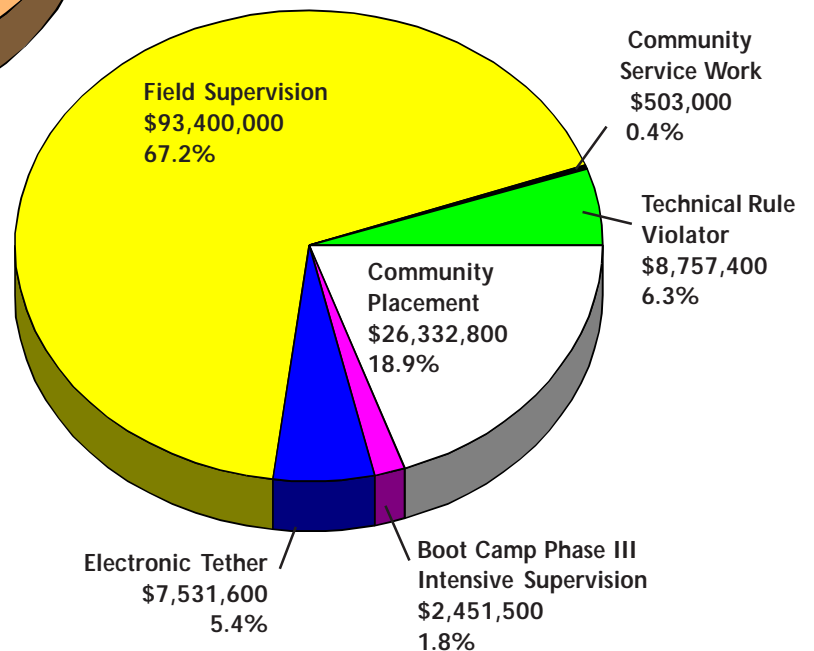


## PERSONNEL (CLASSIFICATION)



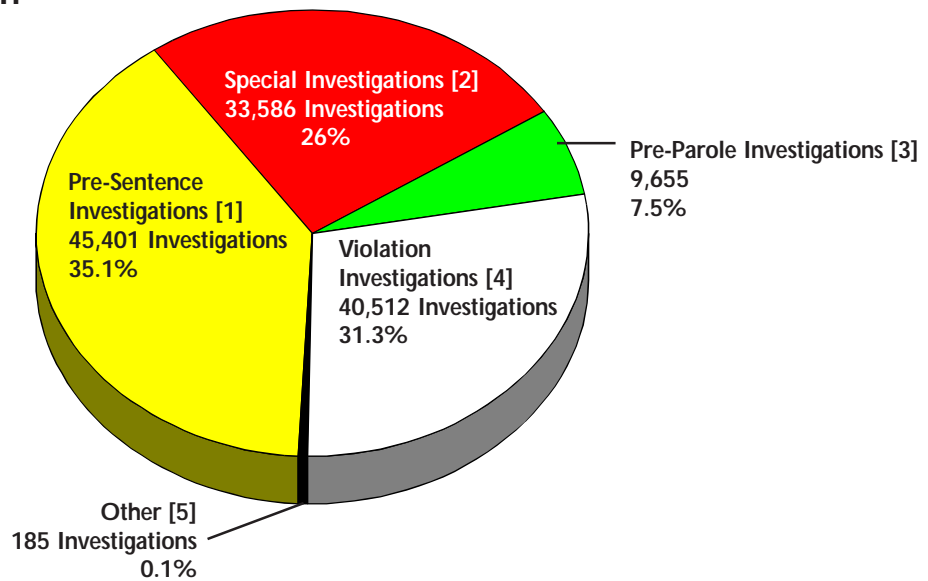
TOTAL FUNDS = \$138,976,300

## FUNDS



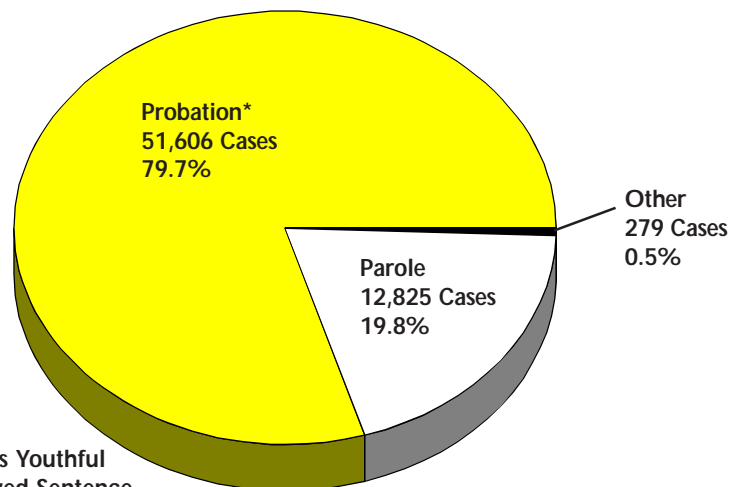
SOURCE: Field Operations Administration.

## E3 Work Distribution



**INVESTIGATIONS: 129,339**

1. PRE-SENTENCE INVESTIGATIONS: in-depth analysis of the individual and circumstances of the offense.
2. SPECIAL INVESTIGATIONS: assignments completed at the request of the Governor, other states, the parole board, or the court.
3. PRE-PAROLE INVESTIGATIONS: prior to inmate release, living arrangements and job placement are investigated.
4. VIOLATION INVESTIGATIONS: reports prepared subsequent to a parole or probation violation.
5. OTHER: investigations done for community residential programs.



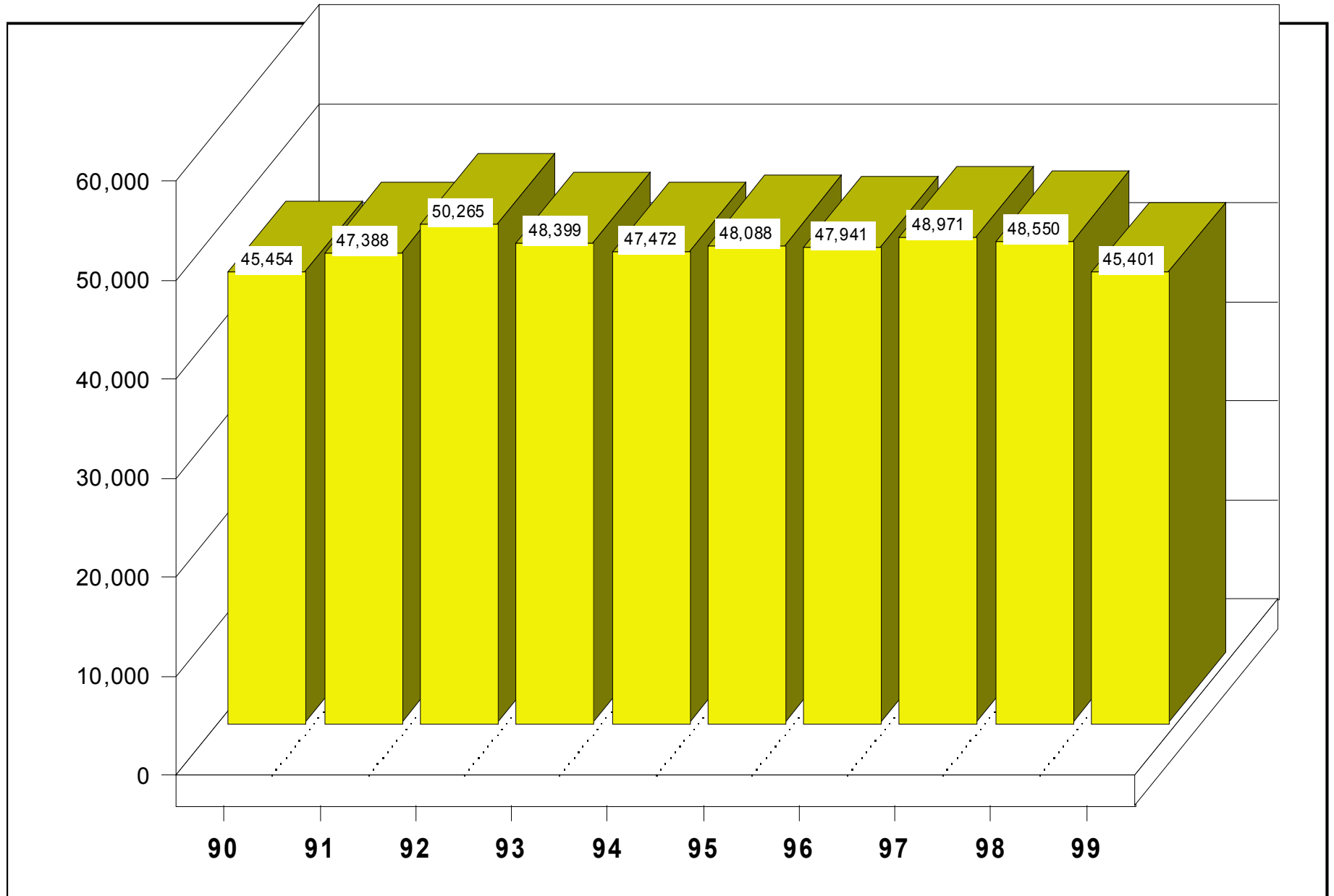
\* Includes Holmes Youthful Trainee & Delayed Sentence Cases

**SUPERVISION — AVERAGE NUMBER OF OFFENDERS SUPERVISED: 64,710**

Supervision is the process in which parole or probation agents work with offenders who are under the jurisdiction of the Department of Corrections (parole) or the jurisdiction of the Courts (probation, Holmes Youthful Trainee, and delayed sentences). The case numbers in the chart represent the average number of cases under supervision during the year.

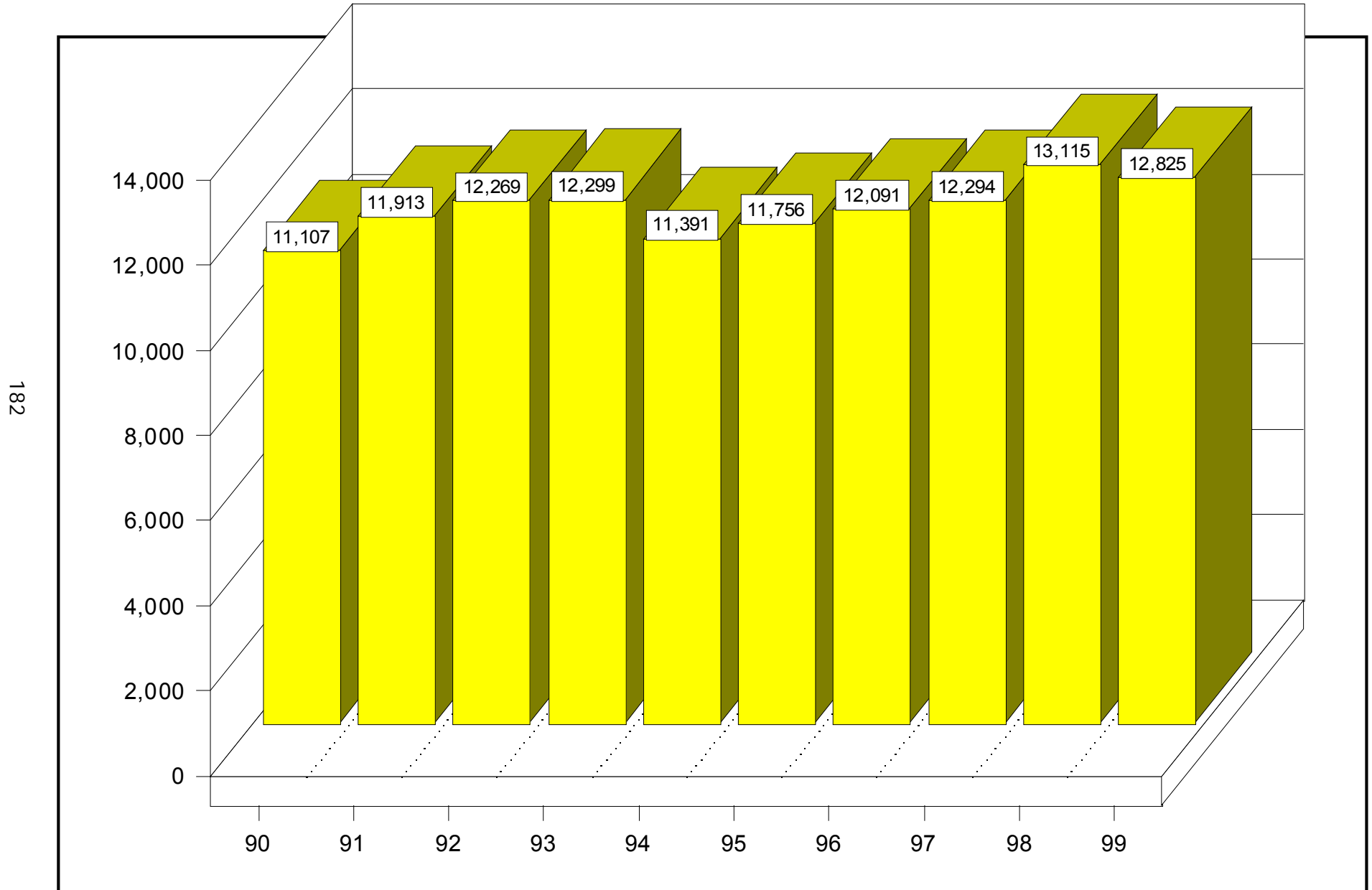
SOURCE: Field Operations Administration.

## E4 Total Number of Pre-Sentence Investigations



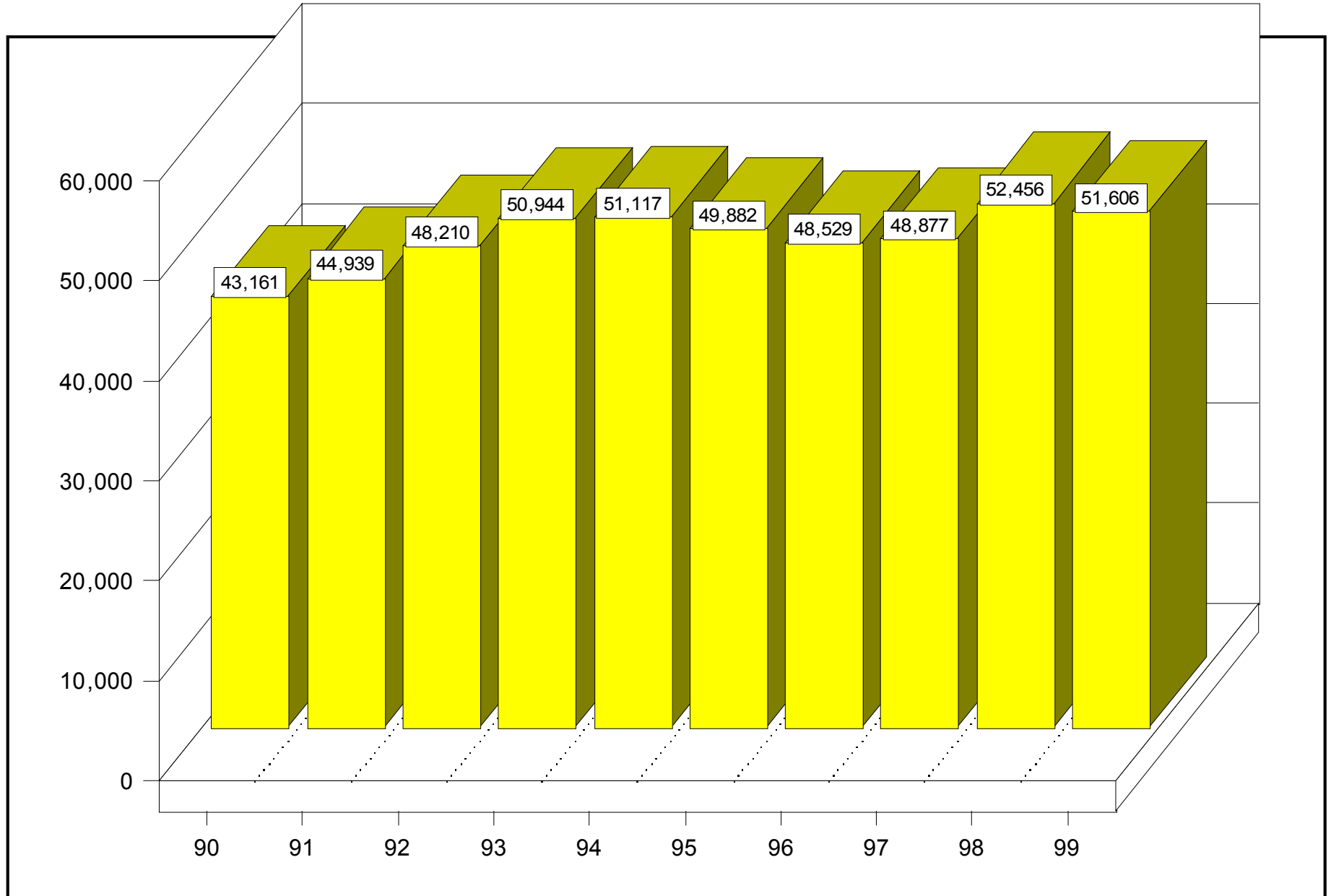
SOURCE: Field Operations Administration.

## E5 Average Number of Parolees Supervised



SOURCE: Field Operations Administration.

# E6 Average Number of Probationers Supervised (Includes Probation, Delayed Sentences and Holmes Youthful Trainees)



SOURCE: Field Operations Administration





## *Special Alternative Incarceration Program*

This section describes offenders committed to the Special Alternative Incarceration (SAI) boot camp program for prisoners and probationers. SAI is a three-phase program.

*Phase I*, patterned after military basic training, involves physical fitness and programming (education, substance abuse awareness, basic life skills and counseling).

*Phase II* is an optional residential placement in the community while on parole or probation.

*Phase III* is parole or probation supervision in the community, beginning with at least 120 days of intensive supervision.

The program's objectives are to end criminal behavior by developing offender self-esteem and self-

discipline, a sense of individual responsibility and a positive work ethic.

Tables E7a, E7b and E8 provide data regarding SAI prisoner and probationer intake.

Tables E9a through E9d summarize SAI Phase I program performance and post-program outcomes.

Additional information about the SAI program (such as the offender eligibility criteria) is available in a separate annual report.

**E7a SAI Prisoner Intake by Offense for 1999**  
*Special Alternative Incarceration Boot Camp*  
*(Includes Attempts)*  
*Page One of Two*

Offense	Violations
GRAND TOTAL	715
257.602A3 Police Officer-Fleeing/Vehicle CD 2nd Off	6
257.6256D Drive M.V. Addict or Intox-3rd Off	48
333.73413 Contr Sub-Mfg, Imitation Of	2
333.7401 Contr Sub-Mfg, Del, Poss	23
333.74012A1 Contr Sub-Mfg, Del, Poss 650+g	1
333.74012A3 Contr Sub-Mfg, Del, Poss 50-224g	10
333.74012A4 Contr Sub-Mfg, Del, Poss under 50g	169
333.74012B Contr Sub-Mfg, Del, Poss, Sch 1,2,3	2
333.74012C Contr Sub-Mfg, Del, Poss, Sch 4 or Added by Rule	1
333.74012CA Contr Sub-Mfg, Del, Poss	1
333.74032A3 Contr Sub-Possession 50-224g	2
333.74032A5 Contr Sub-Possession 25-49g	37
333.74032D Contr Sub-Possession of Marijuana	2
333.7405D Drug House, Maintain or Keep	1
750.74 Burning Personal Property	1
750.814 Domestic Violence, 3rd Offense	2
750.82 Felonious Assault	33
750.84 Asslt w/Int Gr Bod Hrm less Murder	26
750.110 Break & Enter	45
750.110A2 Home Invasion 1st Degree	13
750.110A3 Home Invasion 2nd Degree	37
750.110-A B&E Unoccupied Bldg w/Intent	2
750.111 Entering w/o Breaking	1
750.116 Possession of Burglar's Tool	1

Offense	Violations
750.157N1 Financial Trans Device-Poss w/o Consent	1
750.157Q Credit Card Illegal Sale/Use	1
750.15911 Criminal Enterprise - Conducting	1
750.165 Refusing to Support Wife or Children	1
750.174 Embz-Agt, Serv, Emp, Trustee	6
750.186A Escape from Juvenile Facility	5
750.199 Harboring Escapees	1
750.199A Absconding or Forfeiting Bond	2
750.211A Explosive Device, Constr, Poss, & Use	1
750.218 False Pretenses w/Int to Defraud	7
750.224B Weapon, Short-Barrel, Shotgun/Rifle	2
750.224F Weapon Possession by Felon	3
750.226 Carrying Weapon, Unlawful Intent	2
750.227 Carrying Concealed Weapons	24
750.227B Weapons-Felony Firearm	1
750.234B Firearm, Discharge at Dwelling	1
750.248 Forgery of Records, Other Instruments	6
750.249 Uttering and Publishing	29
750.356A Larceny, B & E Vehicle, Steal	23
750.356C Retail Fraud 1st Degree	7
750.357 Larceny from Person	9
750.357B Firearms, Stealing of Another	2
750.360 Larceny in a Building	12
750.362 Larceny by Conversion over \$100	1
750.377A Malicious Dest Personal Property	7

**E7a SAI Prisoner Intake by Offense for 1999**  
*Special Alternative Incarceration Boot Camp*  
*(Includes Attempts)*  
*Page Two of Two*

Offense	Violations
750.380 Mal Destruction of Bldg over \$100	3
750.387 Mal Dest Tombs and Memorials	1
750.4111 Stalking, Aggravated	4
750.413 Unlawfully Driving Away an Automobile	18
750.479 Resisting, Obstructing Officer	5
750.479A4 Driver Fleeing Police, 2nd Offense	1
750.479B Peace Officer - Disarming	7
750.530 Robbery Unarmed	24
750.531B Robbery, Safe Breaking	2
750.535 Receiving Stolen Property	1
750.535-A Rec & Conceal Stolen Property over \$100	23
750.535A Operating a Chop Shop	1
750.535B Weapons, Firearms Rec & Concealing	2
752.543 Unlawful Assembly	1
752.811 B&E Coin Operated Devices	1

SOURCE: Field Operations Administration

**E7b SAI Probationer Intake by Offense for 1999**  
*Special Alternative Incarceration Boot Camp*  
*(Includes Attempts)*  
*Page One of Two*

Offense	Violations
GRAND TOTAL	1094
28.729 Sex Offender-Fail to Register	1
257.257 License Documents/Plates-Forgery	2
257.602A Motorist Eluding Peace Officer	5
257.6254 Drive M.V. Addict/Intox Cause Death	2
257.6256 Operating OUIL/Per Se 3rd, Felony	2
257.6256D Drive M.V. Addict or Intox 3rd Off.	28
333.73413 Contr Sub-Mfg, Imitation Of	2
333.7401 Contr Sub-Mfg, Del, Poss	8
333.74012A1 Contr. Sub-Mfg, Del, Poss 650g or More	5
333.74012A4 Contr Sub-Mfg, Del, Poss under 50g	74
333.74012BA Contr Sub-Mfg, Del, Poss, Sch 1,2,3	4
333.74012C Contr Sub-Mfg, Del, Poss, Sch 4, or Added by Rule	2
333.74012CA Contr Sub-Mfg, Del, Poss, Schedule 4	2
333.74012D Controlled Sub, Mfg, Del, Poss Sch 5	24
333.74032A4 Contr Sub - Possession 25-49 Grams	1
333.74032A5 Contr Sub - Possession less than 25g	54
333.74032D Contr Sub - Possession of Marijuana	8
333.74042D Contr. Sub - Use of Marijuana	3
750.74 Burning Personal Property	2
750.82 Felonious Assault	65
750.84 Assault w/Int Gr Bod Hrm Less Murder	16
750.88 Assault w/Intent to Rob & Steal Unarmed	2
750.89 Assault w/Intent to Rob & Steal Armed	11
750.92 Attempt to Commit Crime	2
750.110 Break & Enter	88

Offense	Violations
750.110-A B & E Unoccupied Bldg w/Intent	13
750.110A2 Home Invasion 1st Degree	33
750.110A3 Home Invasion 2nd Degree	104
750.111 Entering w/o Breaking	7
750.115 B&E Illegal Entry w/o Permission	1
750.116 Possession of Burglar's Tools	4
750.131A2 Checks w/o Suff Funds/3 within 10 Days	2
750.136B4 Child Abuse, 3rd Degree	1
750.157A Conspiracy	1
750.157N1 Financial Trans - Poss w/o Consent	7
750.157P Credit Cards-Illegal Poss w/Int to Sell/Use	1
750.157Q Credit Card Illegal Sale/Use	1
750.174 Embz-Agt, Serv, Emp, Trust	10
750.186A Escape from Juvenile Facility	5
750.1952 Escape Jail While Serving for Felony	1
750.197C Assault Employee and/or Escape Jail Through Violence	1
750.199A Absconding or Forfeiting Bond	1
750.211A Explosive Device, Constr, Poss & Use	1
750.218 False Pretenses w/intent to Defraud	3
750.224 Weapon, Mfg, Sale or Possession	1
750.224B Weapon, Short Barrel, Shotgun/Rifle	3
750.224F Weapon, Possession by Felon	3
750.227 Carrying Concealed Weapons	43
750.248 Forgery of Records, Other Instruments	2
750.249 Uttering & Publishing	21
750.338B Gross Indecency Between Male & Female	1

## E7b SAI Probationer Intake by Offense for 1999

*Special Alternative Incarceration Boot Camp*

*(Includes Attempts)*

*Page Two of Two*

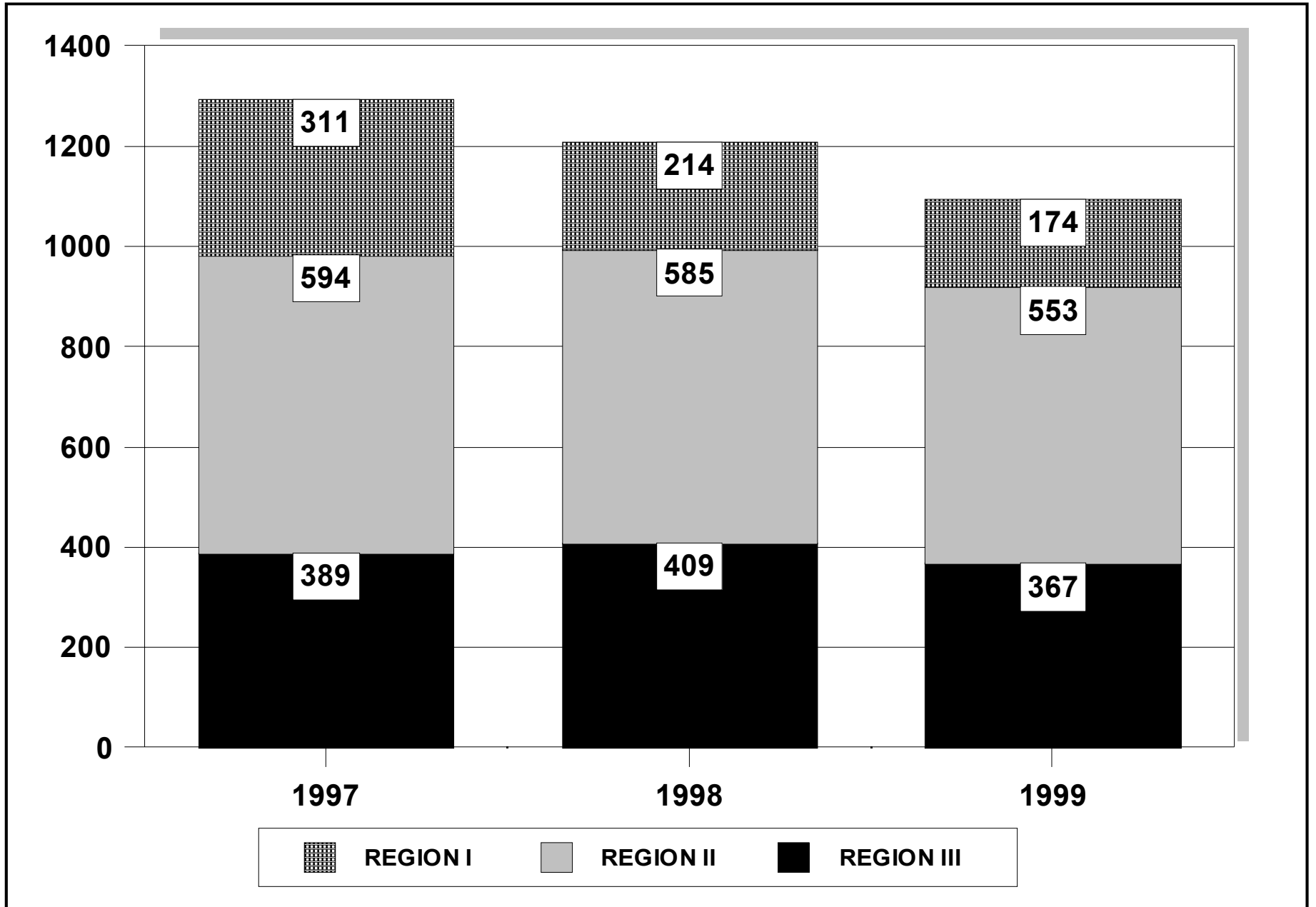
Offense	Violations
750.356 Larceny	6
750.356A Larceny, B & E Vehicle, Steal	54
750.356-B Larceny \$100 or Less	5
750.356C Retail Fraud 1st Degree	12
750.357 Larceny from Person	16
750.357B Firearms, Stealing of Another	3
750.359 Larceny from a Vacant Dwelling	1
750.360 Larceny in a Building	32
750.377A Mal Destruction Personal Property	26
750.377B Mal Dest Police or Fire Dept Property	4
750.380 Mal Destruction of Building over \$100	6
750.413 Unlawfully Driving Away an Automobile	46
750.414 Unlawful Use Auto w/o Intent to Steal	10
750.451-B Prostitution, 3rd Offense	1
750.479 Resisting, Obstructing Officer	30

Offense	Violations
750.479B Peace Officer, Disarming	9
750.505-B Accessory After the Fact to a Felony	2
750.520E Criminal Sexual Conduct, 4th Degree	7
750.529 Robbery Armed	4
750.529A Car Jacking	2
750.530 Robbery Unarmed	34
750.531 Robbery, Bank/Safe/Vault	2
750.535 Receiving Stolen Property	13
750.535-A Rec & Conceal Stolen Property over \$100	64
750.535A Operating a Chop Shop	3
750.535B Weapons, Firearms Rec & Concealing	3
750.812 Domestic Violence	11
752.191 Felony Driving	1
752.543 Unlawful Assembly	2
752.861 Firearms, Careless Use Causing Injury/Death	1

Source: Field Operations Administration.

# E8 Comparison of SAI Probationer Intake by Field Operations Administration Regions by Year

190



Source: Field Operations Administration.

## E9a SAI Phase I *Prisoner* Program Performance

	1997		1998		1999	
Graduated	550	72.3%	563	67.8%	580	73.0%
Terminated as Quitters	119	15.6%	138	16.6%	95	12.0%
Terminated as Rule Violators	45	5.9%	56	6.8%	48	6.1%
Terminated as Escapees	2	0.3%	1	0.1%	0	0.0%
Terminated for Medical Reasons	34	4.5%	49	5.9%	54	6.8%
Terminated for Admin. Reasons	11	1.4%	23	2.8%	17	2.1%
Total	761	100.0%	830	100.0%	794	100.0%

SOURCE: Field Operations Administration.

## E9b SAI Phase I *Probationer* Program Performance

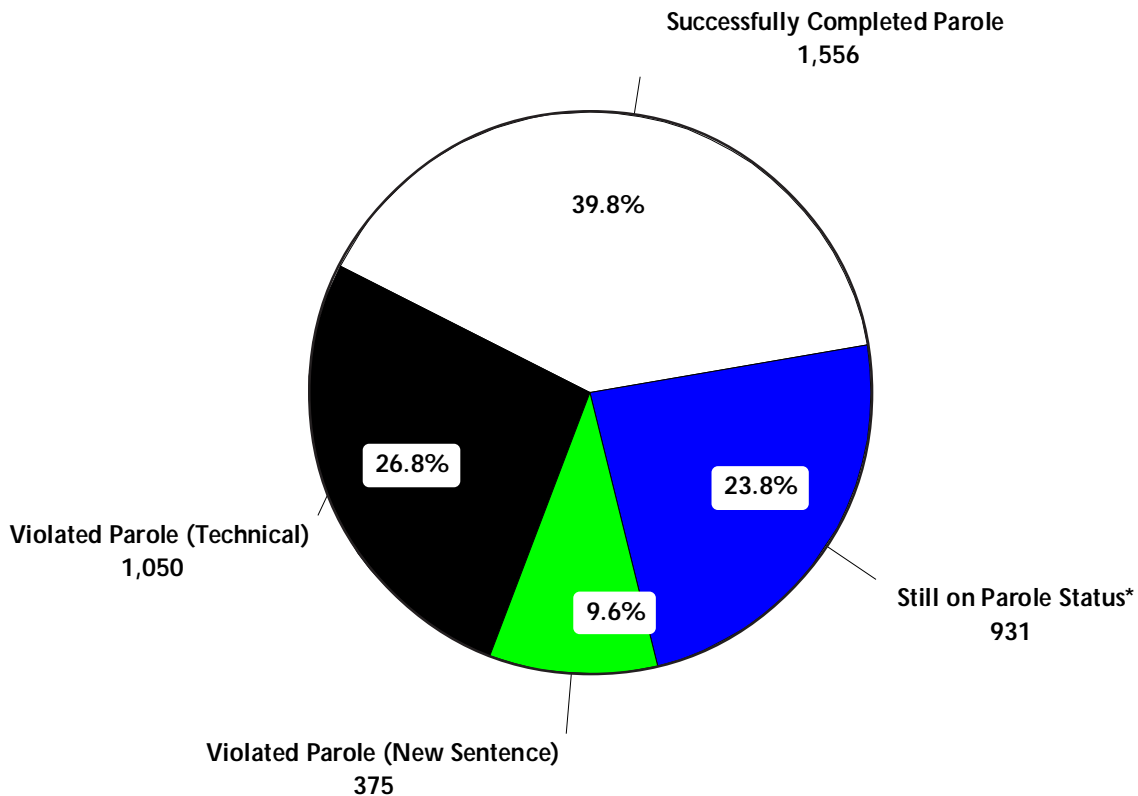
	1997		1998		1999	
Graduated	842	67.8%	846	68.5%	854	74.6%
Terminated as Quitters	207	16.7%	186	15.1%	109	9.5%
Terminated as Rule Violators	111	8.9%	91	7.4%	72	6.3%
Terminated as Escapees	2	0.2%	0	0.0%	1	0.0%
Terminated for Medical Reasons	69	5.6%	94	7.6%	87	7.6%
Terminated for Admin. Reasons	10	0.8%	17	1.4%	22	2.0%
Total	1,241	100.0%	1,234	100.0%	1,145	100.0%

SOURCE: Field Operations Administration.

## E9c SAI Phase I Prisoner Post-Program Performance

	1992 - 1996		1997		1998		1999		Total Since SAI - Prison Program Started	
Still on Parole Status*	48	2.1%	73	13.3%	286	50.8%	524	90.3%	931	23.8%
Successfully Completed Parole	1,167	52.6%	262	47.6%	123	21.8%	4	0.7%	1,556	39.8%
Violated Parole (Technical)	747	33.7%	141	25.6%	117	20.8%	45	7.8%	1,050	26.8%
Violated Parole (New Sentence)	257	11.6%	74	13.5%	37	6.6%	7	1.2%	375	9.6%
Total Graduates	2,219	100.0%	550	100.0%	563	100.0%	580	100.0%	3,912	100.0%

## E9d SAI Phase I Prisoner Post-Program Performance All Graduates Since SAI-Prison Program Started



\*Includes cases who have absconded from parole.

SOURCE: Corrections Management Information System (CMIS).

NOTE: Reflects outcome of the parole term following boot camp.



## *Community Residential Programs*

This section contains data regarding Community Residential Programs (CRP).

Table E10 shows the end-of-year CRP prisoner population from 1990 through 1999. The decreases in the CRP population from 1993 to 1999 were due primarily to:

- The significant decline in prison intake serving short sentences for nonassaultive crimes. (These offenders constitute a large proportion of the CRP eligibility pool.)
- The CRP zero tolerance escape policy which was implemented on September 1, 1993.

Truth-in-Sentencing legislation, effective 12-15-98, is expected to further diminish the CRP population over the next several years.

Table E11 provides information regarding movement to and termination from Community Residential Programs during 1999. Significant changes from 1998 terminations were noted in direct returns to prison (-38%), and escapes (-18%).

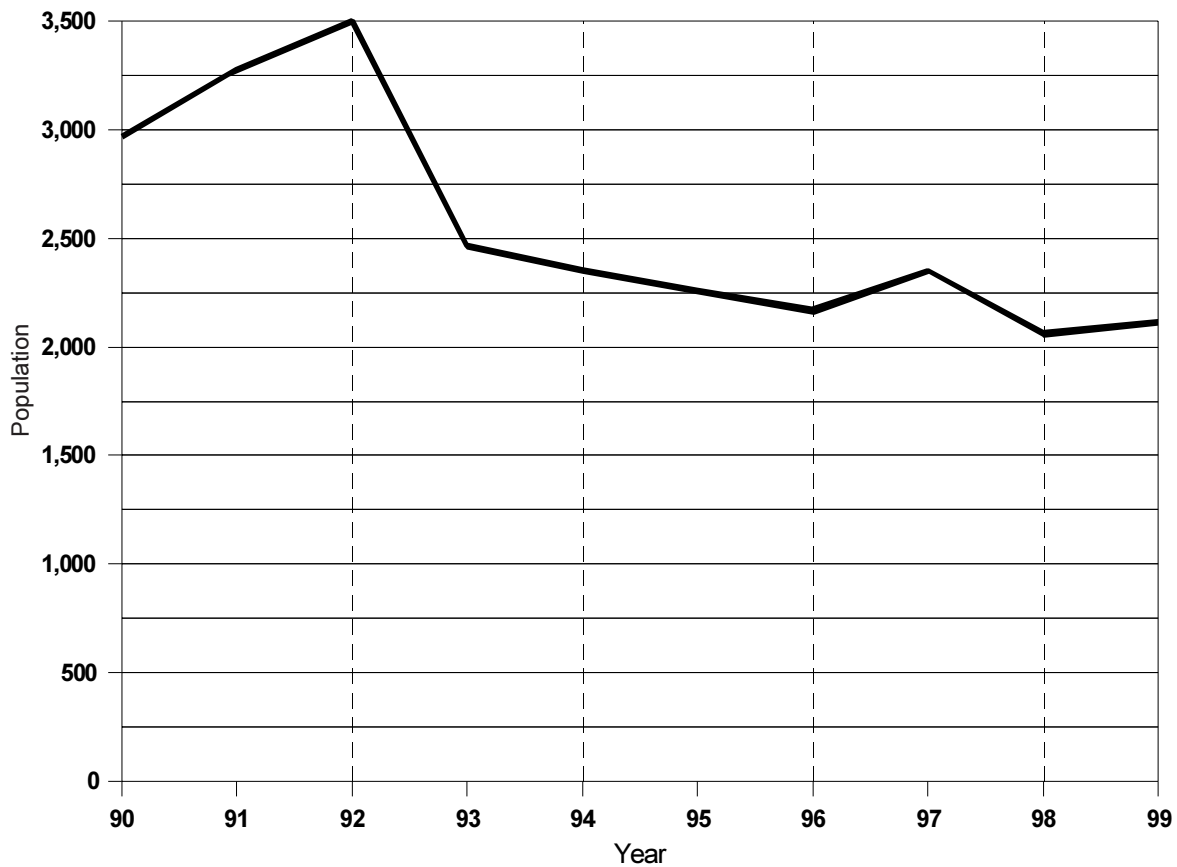
Table E12 shows the end-of-year electronic monitoring population from 1994 through 1999, broken down by type of offender.

Table E13 presents information and results of the CRP zero tolerance escape policy. This is the fifth consecutive year of decline in the number of escapes since the policy was implemented.

# E10 Year-End Prisoner Population: Community Residential Programs (Community Corrections Centers & Electronic Monitoring)

Calendar Years 1990 - 1999

Year	Year-End Population	Numerical Change	Percent Change
1990	2,969	---	---
1991	3,275	306	10.3
1992	3,497	222	6.8
1993	2,468	(1,029)	(29.4)
1994	2,356	(112)	(4.5)
1995	2,258	(98)	(4.5)
1996	2,167	(91)	(4.0)
1997	2,345	178	8.2
1998	2,058	(287)	(12.2)
1999	2,117	59	2.9



SOURCE: Prisoner Census Report.

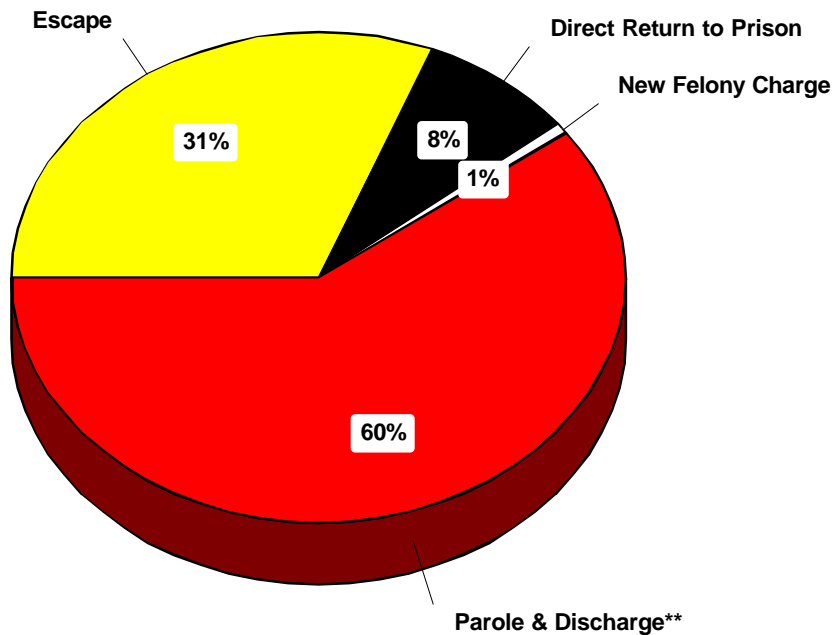
# E11 1999 Prisoner Movement Summary: Community Residential Programs

Beginning Population .....	2,058
Transfers In .....	3,212
<b>Total Service Population .....</b>	<b>5,270</b>
<b>Average Monthly Population .....</b>	<b>2,077</b>

## TERMINATIONS

Movement to Parole .....	1,906
Discharge from Sentence .....	2
Escape.....	1,015
Direct Return to Prison* .....	24
New Felony Charge.....	41
Death .....	4
	<hr/>
<b>Total .....</b>	<b>3,216</b>

## PERCENTAGE DISTRIBUTION OF TERMINATIONS



SOURCE: Correction Management Information System (CMIS).

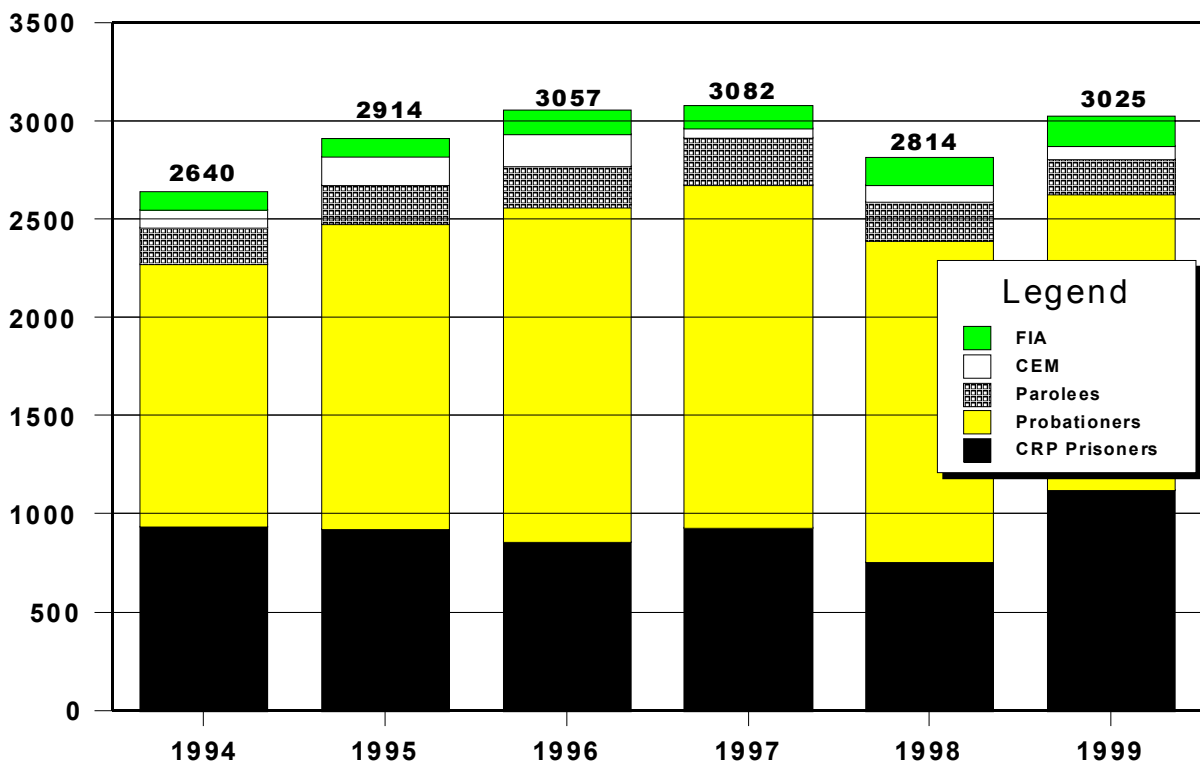
\*Includes medical, administrative and disciplinary returns.

\*\*4 Deaths included in Discharges.

# E12 End-of-Year Electronic Monitoring Population

Calendar Year 1994 - 1999

Year	Community Residential Programs Prisoners	Probationers	Parolees	Community Electronic Monitoring*	Family Independence Agency*	TOTAL
1994	938	1336	183	91	92	2640
1995	924	1551	204	142	93	2914
1996	861	1702	207	164	123	3057
1997	933	1744	242	48	115	3082
1998	755	1638	200	81	140	2814
1999	1126	1505	177	65	152	3025
1999 % Total	37%	50%	6%	2%	5%	100%

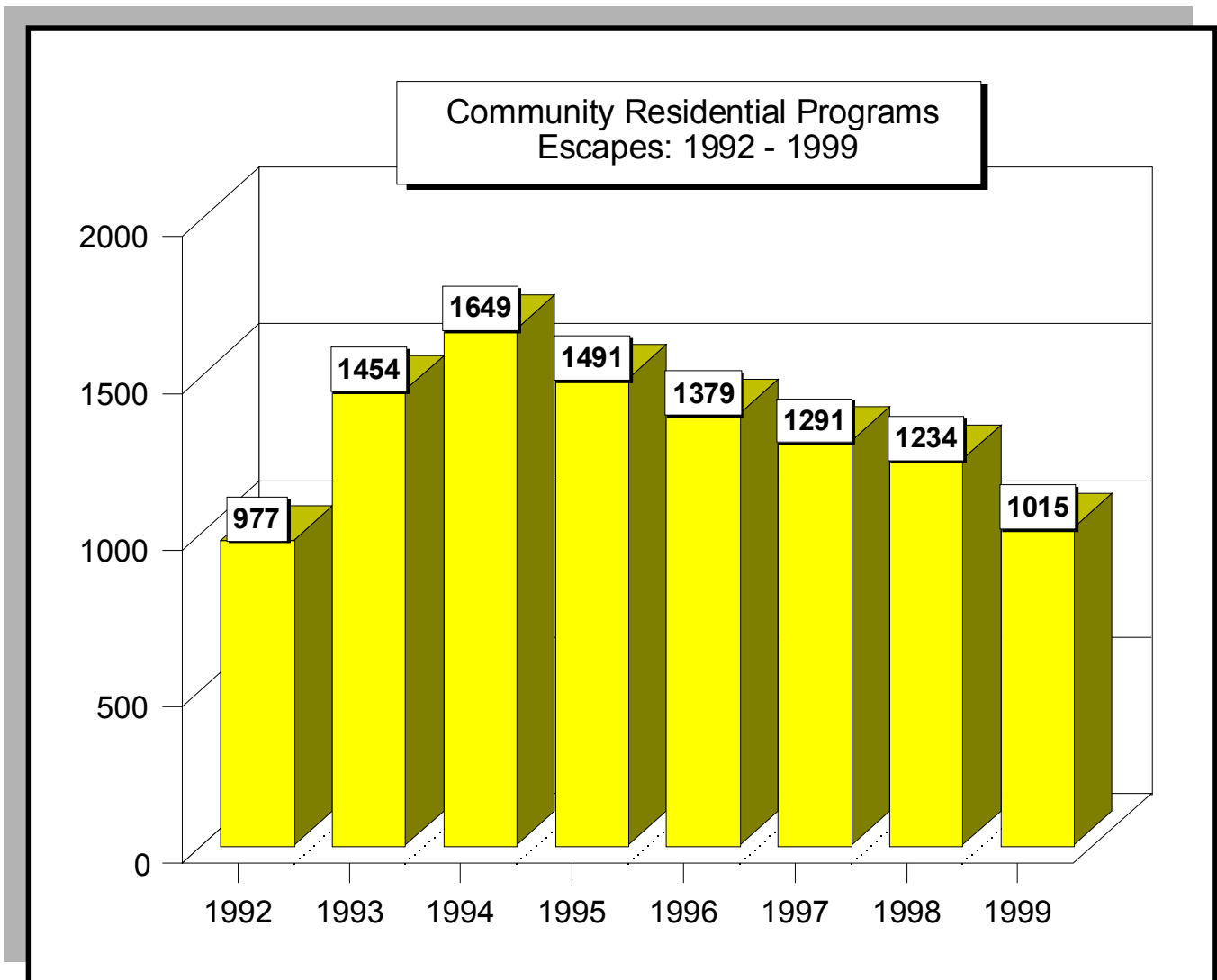


SOURCE: Field Operations Administration.

\*Leased Equipment and monitoring services to local community corrections and FIA juvenile agencies.

# E13 Zero Tolerance Escape Policy Community Residential Programs

- Zero tolerance escape policy was implemented on September 1, 1993 to strengthen monitoring and accountability of prisoners in community programs.
- Under the policy, prisoners must adhere to preset daily schedules which determine their whereabouts at specific times. Any violations of the schedules without mitigating circumstances are considered escapes, and immediate steps are taken to apprehend and return the prisoners to an institution.
- Escape returns increased sharply at first while prisoners got used to the policy, but the number of returns have since declined steadily - dropping 38% since the peak in 1994. Because the new rules require greater responsibility on the part of prisoners, the rate remains higher than before the policy.



SOURCE: Corrections Management Information System (CMIS)



## *Office of Community Corrections*

The Office of Community Corrections (OCC) works with local units of government and criminal justice professionals to implement Michigan's Community Corrections Act. The purpose of the Act is to increase the range and utilization of community sanctions and services for non-violent offenders in order to reduce admissions to prison. The OCC implements program policies, guidelines and standards, and provides technical assistance to local units of government to develop and implement locally-developed comprehensive corrections plans. These plans outline criminal justice problems and how policies and practices and P.A. 511 funds will address them.

Local governments voluntarily participate in the implementation of the Act through forming community corrections advisory boards (CCABs) which have responsibilities for developing comprehensive corrections plans. The plans establish the framework for applications for funds. There were 49 CCABs representing 80 counties across the State during fiscal 1999. These include single county, multi county and county/city boards. During fiscal year 1999, community corrections funds were awarded to support programming in 73 counties pursuant to plans/proposals prepared by 44 CCABs.

During fiscal 1999, \$11,479,906 was awarded for comprehensive corrections plans and services, and \$13,841,075 for probation residential services. Local expenditures for plans and services during FY 1999 totaled \$11,080,933 and \$12,603,834 for probation residential services.

The number of new enrollees in community corrections programs during FY 1999 was 22,279.

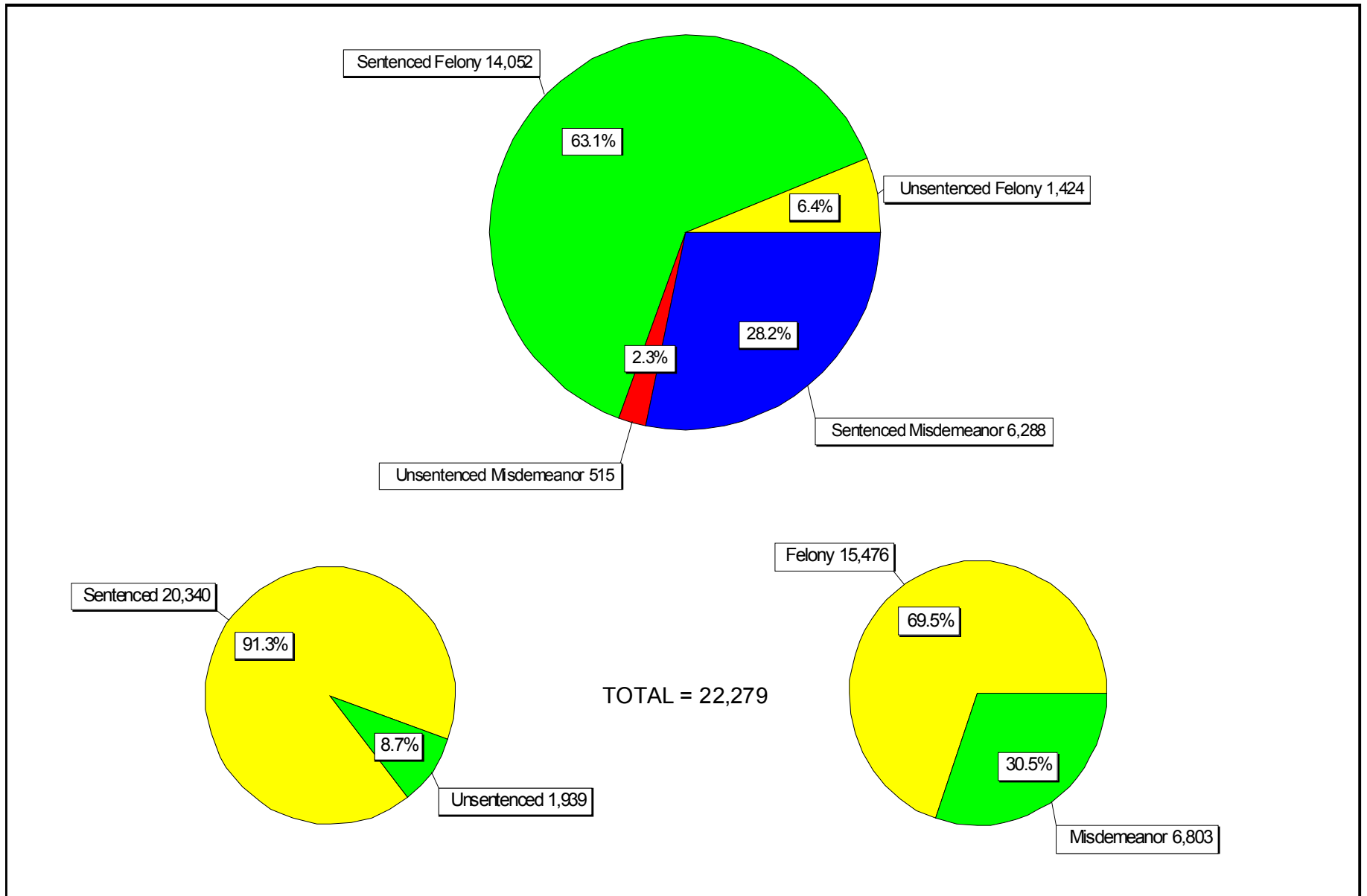
The OCC continued to work with local agencies to upgrade criminal justice information systems and to facilitate data sharing and the development of integrated information systems in FY 1999. This included efforts to integrate information from jails, courts, probation, service providers and local community corrections agencies. The goals are to reduce redundancy in data entry, improve the quality of the data available at local and state levels, improve communication among agencies and improve the efficiency of criminal justice decision making.

Table E15 shows the number of offenders determined eligible and enrolled in programs by crime class and legal status. Table E16 shows the award of funds by program category. Table E17 illustrates the authorized and actual utilization of probation residential services.

# E14 Offenders Enrolled in P.A. 511 Community Corrections Programs in FY 1999

*By Crime Class and Legal Status at Enrollment*

200



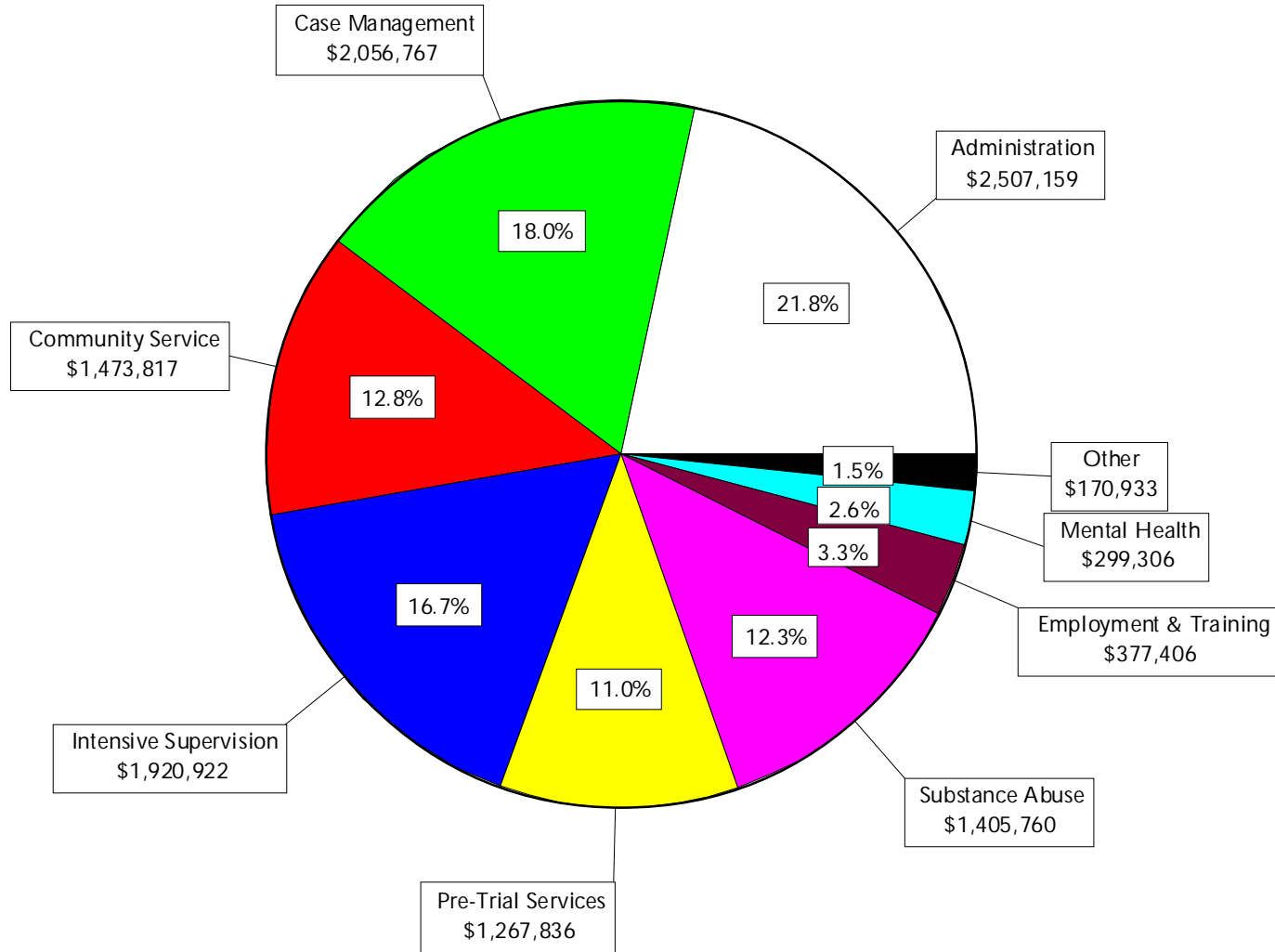
SOURCE: Field Operations Administration



# E15 Grants Awarded in FY 1999: \$11,479,906

Community Corrections Comprehensive Plans and Services

201



"Other" includes: (1) 24-Hour Structured [\$54,343], (2) Education [\$7,000] and (3) Other [\$109,590].

# E16 Probation Residential Services — FY 1999

PROGRAM	AUTHORIZED AVERAGE DAILY POPULATION	ACTUAL AVERAGE DAILY POPULATION	UTILIZATION RATE
BARRY/ALLEGAN	5	4.4	88.0%
BAY	5	4.2	84.0%
BERRIEN	14	12.6	90.0%
CALHOUN	19	11.0	57.9%
EATON	4	2.0	50.0%
GENESEE	75	68.3	91.1%
INGHAM	37	29.0	78.4%
JACKSON	12	10.7	89.2%
KALAMAZOO	90	88.7	98.6%
KENT	88	78.1	88.8%
MACOMB	27	26.1	96.7%
MARQUETTE	3	1.2	40.0%
MIDLAND	5	3.8	76.0%
MONROE	5	4.7	94.0%
MUSKEGON	36	26.8	74.4%
NORTHERN MICHIGAN	3	2.4	80.0%
NORTHWEST MICHIGAN	7	5.4	77.1%
OAKLAND	90	84.9	94.3%
OTTAWA	6	5.1	85.0%
SAGINAW	50	47.6	95.2%
ST. CLAIR	41	40.0	97.6%
ST. JOSEPH	43	42.4	98.6%
THIRTEENTH CIRCUIT CCAB	9	7.6	84.4%
THIRTY-FOURTH CIRCUIT	3	2.8	93.3%
TWENTY-SIXTH CIRCUIT	6	3.3	55.0%
WASHTENAW	28	22.3	79.6%
WAYNE	229	227.0	99.1%
WEST CENTRAL U.P.	4	3.4	85.0%
<b>TOTALS</b>	<b>944</b>	<b>865.8</b>	<b>91.7%</b>

SOURCE: Field Operations Administration

This section contains data and information about a variety of Departmental programs and administrative functions, operations and services.

There are four subsections.

- *Prisoner Program, Misconduct and Litigation Statistics*
- *Bureau of Correctional Industries*
- *Health Care Services*
- *Department Expenditures and Personnel Summaries*



## *Prisoner Program, Misconduct and Litigation Statistics*

Tables F1a, F1b, F1c, and F2 provide statistics regarding prisoner participation in the various institutional programs, library and volunteer activities, religious services, and academic and vocational programs that were available during 1999.

Table F3 shows the number and disposition of misconduct charges, by location, that were is-

sued against prisoners in 1999.

Table F4 is a summary of the number of lawsuits filed against the Department, by category and year (1996-1999).

# F1a 1999 Institutional Program Report - Average Monthly Participation

Page One of Two

Facility Code	Name	Alcoholics Anonymous	Narcotics Anonymous	Substance Abuse Programs	Self-Help Programs	Lifers	Veterans
ATF	Adrian Temporary Corr Facility	152	27	9	8	0	17
LMF	Alger Maximum Corr Facility	15	0	10	16	0	0
	<i>Camp Cusino</i>	0	9	0	0	0	0
AMF	Baraga Maximum Corr Facility	35	0	0	0	0	0
	<i>Camp Kitwen</i>	8	0	12	0	0	0
	<i>Camp Ojibway</i>	36	27	0	0	0	0
LRF	Ernest C. Brooks Corr Facility	415	150	134	234	19	3
DRF	Carson City Corr Facility	38	31	0	6	0	9
OTF	Carson City Temp Corr Facility	34	91	84	174	0	0
KTF	Chippewa Temp Corr Facility	778	65	0	56	0	17
	<i>Camp Pellston</i>	28	57	0	0	0	0
URF	Chippewa Corr Facility	45	46	0	0	0	15
JCS	Cooper Street Corr Facility	173	106	73	71	0	4
JCF	G. Robert Cotton Corr Facility	22	0	243	0	0	43
	<i>Camp Waterloo</i>	6	5	0	6	0	0
SMN	Charles Egeler Corr Facility	81	158	346	52	46	30
ACF	Florence Crane Corr Facility	128	6	78	57	0	0
	<i>Camp Branch</i>	30	0	0	0	0	0
ARF	Gus Harrison Corr Facility	408	128	0	120	81	44
HTF	Hiawatha Temporary Corr Facility	85	53	0	43	0	33
HVM	Huron Valley Men's Corr Facility	10	0	30	0	0	0
ICF	Ionia Maximum Corr Facility	0	0	0	0	0	0
ITF	Ionia Temporary Corr Facility	247	161	19	73	0	50
KCF	Kinross Corr Facility	376	295	0	54	59	32
	<i>Camp Koehler</i>	11	34	3	0	0	0
LCF	Lakeland Corr Facility	236	35	61	29	29	0
MRF	Macomb Corr Facility	90	103	29	51	9	6
MBP	Marquette Branch Prison	185	109	225	0	0	0
	<i>Camp Ottawa</i>	10	10	9	0	0	0
RMI	Michigan Reformatory	27	0	15	119	0	0
MTU	Richard A. Handlon MTU	91	98	712	257	0	0
STF	Mid-Michigan Temp Corr Facility	80	76	0	3	0	17
NRF	Mound Corr Facility	111	111	0	94	67	0
MCF	Muskegon Corr Facility	609	342	4	0	24	0
MTF	Muskegon Temp Corr Facility	334	48	203	3	0	12
NCF	Newberry Corr Facility	118	89	41	23	0	0
	<i>Camp Manistique</i>	15	7	5	2	0	0
ECF	Oaks Corr Facility	0	0	0	0	0	0
	<i>Camp Pugsley</i>	3	3	14	0	0	0
	<i>Camp Sauble</i>	11	11	7	29	0	0
SMT	Parnall Corr Facility	712	528	126	193	0	0
RCF	Riverside Corr Facility	77	0	237	55	0	0
RRF	Ryan Corr Facility	70	110	25	39	92	0
SRF	Saginaw Corr Facility	121	139	431	202	50	0
SCF	Robert Scott Corr Facility	277	441	622	112	104	0
JMF	Southern Michigan Corr Facility	26	45	98	140	0	7
SMI	SPSM - Central Complex	0	0	0	0	0	0
SMF	Standish Maximum Corr Facility	67	0	0	12	0	0
	<i>Camp Lehman</i>	127	0	23	0	0	0
SLF	St. Louis Corr Facility	0	0	0	0	0	0
TCF	Thumb Corr Facility	60	0	350	267	17	48
	<i>Camp Tuscola</i>	0	22	17	23	0	0
WCF	Western Wayne Corr Facility	49	83	0	26	0	7
	<i>Camp Brighton</i>	8	0	10	0	0	0
Total		6,675	3,859	4,305	2,649	597	394

# F1a 1999 Institutional Program Report - Average Monthly Participation

Page Two of Two

Facility Code	Name	Ethnic Programs			Hobby-Craft/Cards	Organized Sports	Exercise and Fitness
		Black	Hispanic	Native American			
ATF	Adrian Temporary Corr Facility	0	25	13	108	215	8
LMF	Alger Maximum Corr Facility	0	0	0	22	403	461
	<i>Camp Cusino</i>	1	0	2	0	40	71
AMF	Baraga Maximum Corr Facility	0	0	0	0	43	535
	<i>Camp Kitwen</i>	0	0	4	0	0	33
	<i>Camp Ojibway</i>	0	0	0	0	60	0
LRF	Ernest C. Brooks Corr Facility	0	0	0	186	338	187
DRF	Carson City Corr Facility	0	47	17	24	399	2
OTF	Carson City Temp Corr Facility	0	0	9	400	1707	796
KTF	Chippewa Temp Corr Facility	0	17	19	211	164	607
	<i>Camp Pellston</i>	0	0	0	12	0	0
URF	Chippewa Corr Facility	0	23	0	188	515	1,243
JCS	Cooper Street Corr Facility	3	16	0	92	605	3,674
JCF	G. Robert Cotton Corr Facility	0	16	0	410	337	179
	<i>Camp Waterloo</i>	0	0	0	8	0	22
SMN	Charles Egeler Corr Facility	0	40	0	208	387	1,027
ACF	Florence Crane Corr Facility	0	14	0	75	42	384
	<i>Camp Branch</i>	0	0	0	0	0	0
ARF	Gus Harrison Corr Facility	0	74	37	96	143	127
HTF	Hiawatha Temporary Corr Facility	17	37	34	299	258	441
HVM	Huron Valley Men's Corr Facility	0	0	0	0	307	253
ICF	Ionia Maximum Corr Facility	0	0	0	0	369	15
ITF	Ionia Temporary Corr Facility	5	26	3	266	224	114
KCF	Kinross Corr Facility	0	31	25	276	241	59
	<i>Camp Koehler</i>	0	0	0	0	0	89
LCF	Lakeland Corr Facility	0	0	0	220	117	146
MRF	Macomb Corr Facility	0	23	0	141	323	390
MBP	Marquette Branch Prison	0	0	0	69	1,359	1,581
	<i>Camp Ottawa</i>	0	0	0	0	0	52
RMI	Michigan Reformatory	0	26	6	105	161	53
MTU	Richard A. Handlon MTU	1	9	2	89	295	19
STF	Mid-Michigan Temp Corr Facility	0	21	21	270	246	831
NRF	Mound Corr Facility	12	38	0	59	4,393	3,734
MCF	Muskegon Corr Facility	0	29	10	245	3,365	9,377
MTF	Muskegon Temp Corr Facility	0	36	0	289	607	0
NCF	Newberry Corr Facility	0	40	0	60	138	0
	<i>Camp Manistique</i>	0	0	0	0	0	11
ECF	Oaks Corr Facility	0	0	0	0	414	413
	<i>Camp Pugsley</i>	0	0	0	0	0	33
	<i>Camp Sauble</i>	0	0	0	5	0	205
SMT	Parnall Corr Facility	0	44	0	97	150	278
RCF	Riverside Corr Facility	0	14	0	55	132	740
RRF	Ryan Corr Facility	55	31	0	87	329	153
SRF	Saginaw Corr Facility	35	120	48	104	344	28
SCF	Robert Scott Corr Facility	0	0	0	170	200	65
JMF	Southern Michigan Corr Facility	0	67	7	74	135	43
SMI	SPSM - Central Complex	0	0	0	0	0	0
SMF	Standish Maximum Corr Facility	0	0	0	0	0	0
	<i>Camp Lehman</i>	0	0	0	4	45	0
SLF	St. Louis Corr Facility	0	0	0	0	0	0
TCF	Thumb Corr Facility	0	78	41	275	278	13
	<i>Camp Tuscola</i>	0	0	0	33	103	0
WCF	Western Wayne Corr Facility	0	0	5	2	41	57
	<i>Camp Brighton</i>	0	0	0	0	0	0
Total		129	942	303	5,334	19,972	28,549

Source: Office of Program Services (Administration and Programs)

Note: Information is not included for prisoners under the supervision of the Field Operations Administration (CRP/SAI), the private leased Michigan Youth Correctional Facility, and Michigan prisoners who were temporarily housed in Virginia.

# F1b 1999 Prisoner Library and Volunteer Activity - Average Monthly Participation

Facility Code	Name	Law Library Hours	Law Library Visits	General Library Hours	General Library Visits	Average Number of Volunteers	Average Number of Volunteer Hrs.
ATF	Adrian Temporary Corr Facility	169	381	274	768	39	113
LMF	Alger Maximum Corr Facility	126	1,082	11	183	5	13
	<i>Camp Cusino</i>	0	0	79	270	6	36
AMF	Baraga Maximum Corr Facility	135	570	9	275	5	7
	<i>Camp Kitwen</i>	0	0	30	122	5	22
	<i>Camp Ojibway</i>	0	0	211	192	6	9
LRF	Ernest C. Brooks Corr Facility	170	885	322	1,626	120	213
DRF	Carson City Corr Facility	243	1,492	124	814	62	107
OTF	Carson City Temp Corr Facility	162	502	163	761	124	290
KTF	Chippewa Temp Corr Facility	115	504	139	986	18	67
	<i>Camp Pellston</i>	0	0	66	85	40	81
URF	Chippewa Corr Facility	184	1,062	127	934	107	444
JCS	Cooper Street Corr Facility	152	298	154	479	40	88
JCF	G. Robert Cotton Corr Facility	259	2,268	115	1,417	33	109
	<i>Camp Waterloo</i>	0	0	45	38	12	41
SMN	Charles Egeler Corr Facility	215	1,491	72	820	56	197
ACF	Florence Crane Corr Facility	205	374	193	94	72	144
	<i>Camp Branch</i>	214	432	214	791	53	72
ARF	Gus Harrison Corr Facility	521	2,530	466	1,115	53	195
HTF	Hiawatha Temporary Corr Facility	160	735	127	1,326	40	60
HVM	Huron Valley Men's Corr Facility	117	282	28	213	39	138
ICF	Ionia Maximum Corr Facility	122	957	122	760	36	53
ITF	Ionia Temporary Corr Facility	174	1,135	174	1,536	108	117
KCF	Kinross Corr Facility	174	1,420	141	1,017	146	552
	<i>Camp Koehler</i>	0	0	15	70	4	18
LCF	Lakeland Corr Facility	131	474	128	660	57	128
MRF	Macomb Corr Facility	351	1,604	284	884	16	40
MBP	Marquette Branch Prison	116	470	434	562	182	293
	<i>Camp Ottawa</i>	0	0	64	131	7	31
RMI	Michigan Reformatory	138	658	392	1,558	70	111
MTU	Richard A. Handlon MTU	152	237	152	623	43	86
STF	Mid-Michigan Temp Corr Facility	249	285	249	409	112	94
NRF	Mound Corr Facility	197	2,512	197	467	232	81
MCF	Muskegon Corr Facility	163	1,626	163	1,089	53	203
MTF	Muskegon Temp Corr Facility	159	352	157	1,137	81	204
NCF	Newberry Corr Facility	166	301	166	1,097	31	100
	<i>Camp Manistique</i>	0	0	85	59	14	56
ECF	Oaks Corr Facility	156	421	156	307	9	60
	<i>Camp Pugsley</i>	0	0	47	29	12	42
	<i>Camp Sauble</i>	0	0	224	84	17	33
SMT	Parnall Corr Facility	39	631	26	577	113	170
RCF	Riverside Corr Facility	172	549	141	1,625	20	48
RRF	Ryan Corr Facility	184	777	184	688	0	0
SRF	Saginaw Corr Facility	285	1,372	343	1,152	150	345
SCF	Robert Scott Corr Facility	617	548	545	1,580	145	242
JMF	Southern Michigan Corr Facility	193	1,545	186	648	27	91
SMI	SPSM - Central Complex	158	673	156	299	3	3
SMF	Standish Maximum Corr Facility	167	1,121	16	418	27	74
	<i>Camp Lehman</i>	92	680	85	808	5	31
SLF	St. Louis Corr Facility	0	0	0	0	0	0
TCF	Thumb Corr Facility	177	457	176	475	85	329
	<i>Camp Tuscola</i>	0	0	380	44	32	53
WCF	Western Wayne Corr Facility	115	431	110	409	87	359
	<i>Camp Brighton</i>	0	0	37	189	13	36
Total		7,794	36,124	8,704	34,700	2,872	6,529

Source: Office of Program Services (Administration and Programs)

Note: Information is not included for prisoners under the supervision of the Field Operations Administration (CRP/SAI), the private leased Michigan Youth Correctional Facility, and Michigan prisoners who were temporarily housed in Virginia.



## F1c Prisoner Religious Services - 1999 Average Weekly Participation

<b>Religion</b>	<b>Participation</b>
Al-Islam	651
Buddhist	38
Catholic	612
Church of Scientology	4
Hare Krishna	4
Jehovah Witness	226
Jewish	50
Latter Day Saints	3
Melanic	744
Moorish Science Temple	1,538
Nation of Islam	690
Native American Traditional Ways	317
Protestant	3,308
Seventh Day Adventist	46
<b>Total Average Weekly Participation</b>	<b>8,231</b>

Note: Religious programming varies among the different facilities depending on population and classification levels.

Source: Office of Program Services (Administration and Programs)

# F2 Institutional Education Program Statistics - Averages for 1999

Page One of Three

210

	Adrian Temp	Alger Maximum	Baraga Maximum	Earnest C. Brooks	Carson City	Carson City Temp.	Chippewa Corr.	Chippewa Temp.	Cooper Street	CFA Camps	G. Robert Cotton	Florence Crane Women's	Charles Egeler	Handlon MI Training
ACADEMIC														
Basic Education 0-8	132	59	79	144	197	138	175	88	59	511	180	186	107	362
GED Preparation	75	20	8	64	46	14	74	41	52	169	189	20	60	36
PRE-RELEASE SKILLS	36	3	19		6	2	16	12	19	115	35	7	4	38
Title I - EDIA						34	47	3						60
Special Education				9	15		3				3	2		14
College Level												194	150	
Cell Study		68	82				38							
ACADEMIC TOTAL	243	150	188	217	264	188	353	144	130	795	407	409	321	510
VOCATIONAL														
Auto Body Repair														
Auto Mechanics														29
Building Trades						19	23	13			10			32
Dental Lab. Tech.														
Electronics	25			25										
Food Service Hosp. Manag.				28	17		20				9	13		
Visual Graphic Tech.												21	13	
Horticulture												16	19	12
Custodial Maint. Tech.				26		3	42	27	31		13		57	28
Machine Tool Operation														15
Meat Cutting														
Business Ed. Technology					23							28		
Optical Technology														
Small Engine Repair														
TV Production														
Welding														29
VOCATIONAL TOTAL	25	0	0	79	40	22	85	40	31	0	32	78	89	145

## F2 Institutional Education Program Statistics - Averages for 1999

Page Two of Three

	Gus Harrison	Hiawatha Temp	Huron Valley Men's	Ionia Maximum	Ionia Temp	Kinross	Lakeland	Macomb	Marquette Branch Prison	Michigan Reformatory	Mid-Michigan Temp	Mound	Muskegon Corr.	Muskegon Temp
ACADEMIC														
Basic Education 0-8	270	72	91	18	102	134	112	276	125	260	149	182	237	134
GED Preparation	52	86	18	36	68	13	105	67	90	70	38	77	55	66
PRE-RELEASE SKILLS	16	17	5		4	12		6	39			9	60	5
Title I - EDIA										160				
Special Education	1		2	1	6				3	7				
College Level														
Cell Study			24	154	3	9			31	49				
ACADEMIC TOTAL	339	175	140	209	183	168	217	349	288	546	187	268	352	205
VOCATIONAL														
Auto Body Repair						3								
Auto Mechanics						24							38	
Building Trades		3			32	24					16			
Dental Lab. Tech.														
Electronics														
Food Service Hosp. Manag.	34						16	26						
Visual Graphic Tech.					16									
Horticulture			5		20	2	22	16			9		17	
Custodial Maint. Tech.	7	30	20	38	29	37		11	52	1	23	16	6	18
Machine Tool Operation														
Meat Cutting									2					
Business Ed. Technology		30			37		31				34			22
Optical Technology														
Small Engine Repair										18				
TV Production													3	
Welding						27								
VOCATIONAL TOTAL	41	63	25	38	134	117	69	53	54	19	82	16	64	40

## F2 Institutional Education Program Statistics - Averages for 1999

Page Three of Three

ACADEMIC	Newberry	Oaks	Parnall	Riverside	Ryan	Saginaw	Robert Scott	Southern Michigan	Standish Max.	SPSM Central Complex	Thumb	Western Wayne
Basic Education 0-8	469	64	226	112	193	244	206	86	117	18	167	72
GED Preparation	81	62	12	64	52	74	9	83	19	5	21	45
PRE-RELEASE SKILLS	73	6	14		4	3	22	20	6		10	
Title I - EDIA											32	
Special Education					1		5		4		10	
College Level							189					
Cell Study		37			3		13		51	20		
ACADEMIC TOTAL	623	169	252	176	253	321	444	189	197	43	245	127
VOCATIONAL												
Auto Body Repair												
Auto Mechanics			32				8					
Building Trades							4				23	
Dental Lab. Tech.							4					
Electronics												
Food Service Hosp. Manag.					16	35	12				17	
Visual Graphic Tech.							10					
Horticulture			5	9		18						
Custodial Maint. Tech.	41		30		32	38	12	16			10	
Machine Tool Operation												
Meat Cutting												
Business Ed. Technology				27			25	30				
Optical Technology								13				
Small Engine Repair												
TV Production												
Welding												
VOCATIONAL TOTAL	41	0	67	36	48	91	75	59	0	0	50	0

SOURCE: Office of Program Services (Administration and Programs).

Note: Information is not included for prisoners under the supervision of the Field Operations Administration (CRP/SAI), the private leased Michigan Youth Correctional Facility, and Michigan prisoners who were temporarily housed in Virginia.

### F3 Major Misconduct Statistics: Yearly Totals – 1999

Institution	Total Cases	Total Charges	Charges Not Guilty	Percent of Charges Not Guilty	Charges Dismissed	Percent of Charges Dismissed	Total Percent Not Guilty & Dismissed
Adrian Temporary	528	567	43	7.6%	10	1.8%	9.3%
Alger Maximum	2,838	3,391	85	2.5%	194	5.7%	8.2%
Baraga Maximum	3,185	3,751	115	3.1%	122	3.3%	6.3%
Earnest C. Brooks	2,082	2,238	137	6.1%	99	4.4%	10.5%
CFA Camps	2,455	2,560	174	6.8%	87	3.4%	10.2%
Carson City	1,856	2,093	98	4.7%	85	4.1%	8.7%
Carson City Temporary	750	812	55	6.8%	30	3.7%	10.5%
Chippewa	4,587	5,219	180	3.4%	115	2.2%	5.7%
Chippewa Temporary	696	787	45	5.7%	16	2.0%	7.8%
Comm. Res. Programs	3,052	3,374	151	4.5%	87	2.6%	7.1%
Cooper Street	448	493	47	9.5%	15	3.0%	12.6%
G. Robert Cotton	3,541	3,951	231	5.8%	189	4.8%	10.6%
Florence Crane Womens	1,172	1,287	110	8.5%	40	3.1%	11.7%
Charles Egeler	1,138	1,263	132	10.5%	76	6.0%	16.5%
Richard A. Handlon MTU	4,834	5,406	293	5.4%	352	6.5%	11.9%
Gus Harrison	2,205	2,557	199	7.8%	81	3.2%	11.0%
Hiawatha	750	806	45	5.6%	13	1.6%	7.2%
Huron Valley Mens	1,848	2,124	137	6.5%	54	2.5%	9.0%
Ionia Maximum	3,521	4,007	46	1.1%	145	3.6%	4.8%
Ionia Temporary	671	720	27	3.8%	27	3.8%	7.5%
Juvenile Facility - Thumb	177	198	9	4.5%	6	3.0%	7.6%
Kinross	1,410	1,554	78	5.0%	37	2.4%	7.4%
Lakeland	753	811	69	8.5%	19	2.3%	10.9%
Macomb	1,941	2,321	224	9.7%	104	4.5%	14.1%
Marquette Branch	2,307	2,603	140	5.4%	56	2.2%	7.5%
Michigan Reformatory	2,993	3,360	157	4.7%	170	5.1%	9.7%
Michigan Youth	711	831	65	7.8%	104	12.5%	20.3%
Mid-MI Temporary	919	999	78	7.8%	27	2.7%	10.5%
Mound	1,315	1,446	124	8.6%	59	4.1%	12.7%
Muskegon	2,338	2,555	152	5.9%	76	3.0%	8.9%
Muskegon Temporary	799	840	30	3.6%	20	2.4%	6.0%
Newberry	1,409	1,512	46	3.0%	40	2.6%	5.7%
Oaks	2,361	2,619	74	2.8%	153	5.8%	8.7%
Parnall	1,243	1,388	134	9.7%	45	3.2%	12.9%
Riverside	3,615	3,922	200	5.1%	168	4.3%	9.4%
Ryan	1,114	1,290	89	6.9%	67	5.2%	12.1%
Saginaw	1,492	1,603	91	5.7%	40	2.5%	8.2%
SAI	141	145	0	0.0%	0	0.0%	0.0%
Robert Scott	1,966	2,529	286	11.3%	163	6.4%	17.8%
Southern Michigan	724	837	37	4.4%	27	3.2%	7.6%
SPSM - Central Complex	1,363	1,638	63	3.8%	122	7.4%	11.3%
SPSM - R&GC	324	341	17	5.0%	5	1.5%	6.5%
St. Louis	342	393	16	4.1%	30	7.6%	11.7%
Standish Maximum	1,863	2,007	76	3.8%	153	7.6%	11.4%
Thumb	745	833	49	5.9%	21	2.5%	8.4%
Virginia DOC Leased Beds	1,219	1,221	34	2.8%	39	3.2%	6.0%
Western Wayne	1,326	1,489	90	6.0%	60	4.0%	10.1%
<b>TOTAL</b>	<b>79,067</b>	<b>88,691</b>	<b>4,778</b>	<b>5.4%</b>	<b>3,648</b>	<b>4.1%</b>	<b>9.5%</b>

Source: Corrections Management Information System (CMIS).

## F4 Litigation Statistics, 1996 - 1999

CATEGORY	1996	1997	1998	1999
Access to Courts	40	23	10	9
Community Residential Programs	11	8	11	2
Conditions of Confinement	44	22	18	20
Disciplinary Process	49	17	34	19
Discrimination	14	8	10	0
Employee – Discrimination	44	35	62	63
Employee – Other	23	28	28	24
Failure to Protect – Prisoner	29	19	23	21
Failure to Protect – Public	2	2	1	0
Food	6	1	0	2
Freedom of Information Act	2	5	7	5
Harassment	74	52	52	36
Jail Facilities	0	4	0	1
Mail – Legal	17	6	5	4
Mail – Nonlegal	21	7	6	8
Medical	68	55	33	45
Miscellaneous	77	48	53	55
Parole Administrative Appeal*	859	938	1,011	857
Parole Release Process	41 **	32**	26**	28**
Parole Revocation Process	60	94	101	116
Personal Injury – Prisoner	26	12	11	22
Personal Injury – Public	5	4	0	1
Petitions for Review – APA	354	356	237	281
Prison Sites	0	0	0	0
Programming	23	18	11	22
Property	29	22	7	14
Property – Legal	2	2	1	1
Religion	30	25	12	14
Searches	0	0	1	0
Security Classification	57	46	36	44
Time Computation	60	54	46	48
Transfer	1	3	0	1
Use of Force	31	14	8	7
Use of Restraints	2	1	3	0
Visits	7	10	11	15
<b>TOTAL LAWSUITS</b>	<b>2,108</b>	<b>1,971</b>	<b>1,875</b>	<b>1,785</b>

SOURCE: Office of Policy and Hearings (Executive Bureau).

\* This category includes all appeals of Parole Board decisions to Circuit Court under MCL 791.234(7). It includes most cases which were in the "Parole Release Process" category in earlier years.

\*\*Most of this category is now reported in the "Parole Administrative Appeal" category.

## *Bureau of Correctional Industries*

Table F5 is a seven year history of total sales and net margin for the Bureau of Correctional Industries.

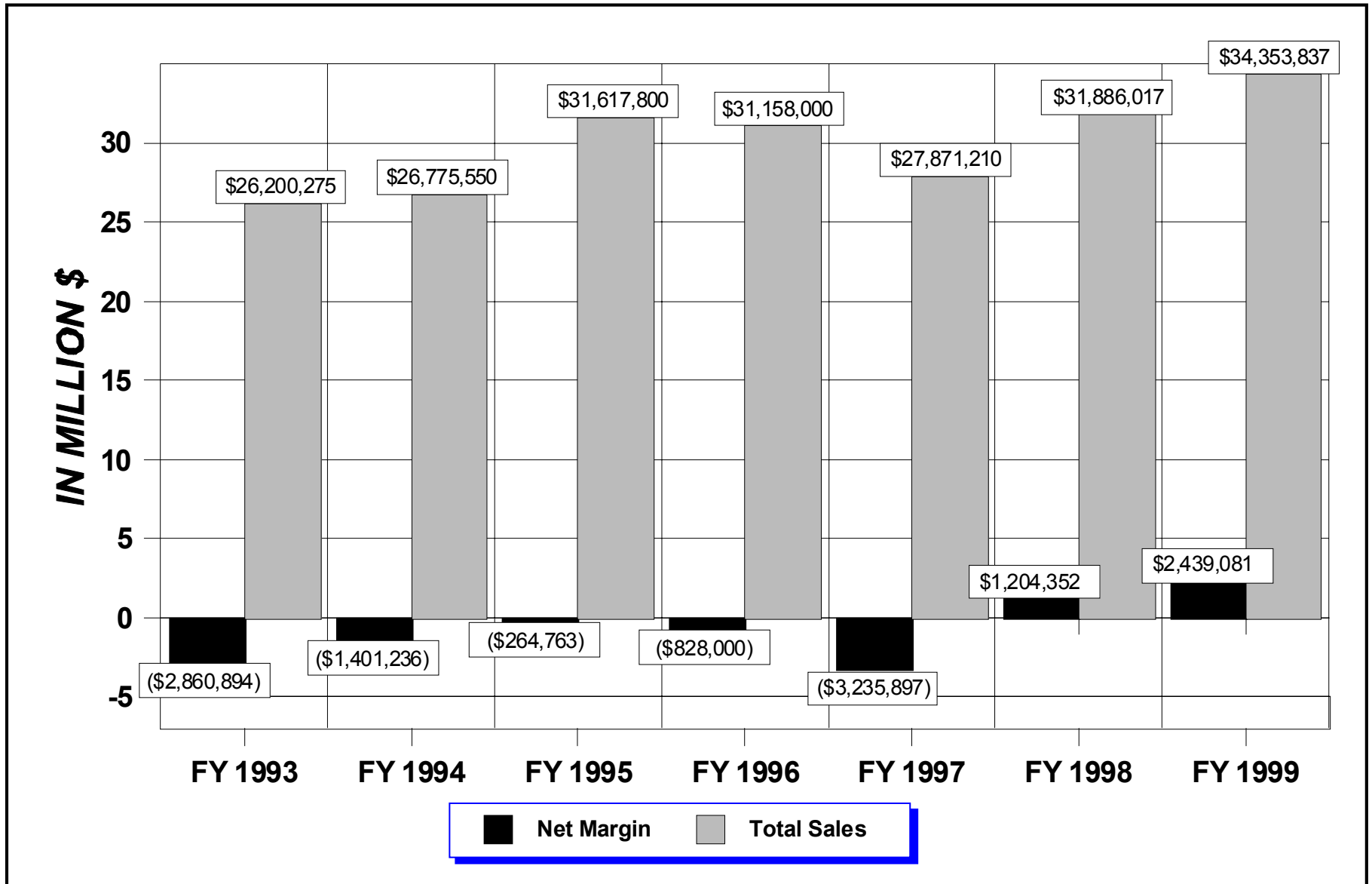
Table F6 provides more detailed information regarding total sales and net margin for factory

operations, broken down by individual factory and year (FY 98/99 and FY 99/00).

Table F7 shows the hourly pay schedule for prisoners employed in correctional industries.

# F5 Seven-Year History of Total Sales and Net Margin

216



SOURCE: Bureau of Correctional Industries (Administration and Programs).



## F6 Comparison of Total Sales and Net Margins from Factory Operations (In Thousands)

FACTORY	SALES		NET MARGIN or (Loss)	
	FY 97/98	FY 98/99	FY 97/98	FY 98/99
Brooks Laundry	\$ 675	\$ 719	\$ (201)	\$ (142)
Camp Ottawa Sawmill	314	322	(178)	(242)
Carson City Garment	4,134	4,985	1,078	1,614
Carton	204	220	(57)	(79)
Chair	963	886	(30)	(215)
Chippewa Garment	541	959	27	246
Chippewa Laundry	547	677	(96)	(37)
Cushion	461	384	58	8
Data Processing	51	41	(164)	(148)
Dental Lab	182	178	(55)	(40)
Farms	2,922	3,134	(260)	(564)
Furniture Restoration	356	339	(156)	(259)
Optical Lab	151	165	(18)	(37)
Jackson Laundry	1,124	1,110	88	178
Jackson Machine	6	13	(83)	(104)
Janitorial	1,413	1,518	222	234
Kinross Garment	1,374	2,314	156	673
Lakeland GIS	1	34	(63)	(55)
License/Plate	2,588	2,237	303	478
License/Tab	235	23	84	(39)
Marquette Garment	473	697	17	130
Mattress	2,210	2,332	320	346
Metal Furniture	1,778	2,108	192	291
Shoe	1,954	1,699	235	227
Sign	583	592	(54)	(56)
Textile	4,773	4,672	216	399
Thumb Laundry	931	1,027	16	157
Vinyl Products	91	73	(54)	(69)
Wood Furniture	851	895	(633)	(498)
<b>TOTAL</b>	<b>\$ 31,886</b>	<b>\$ 34,353</b>	<b>\$ 1,122</b>	<b>\$ 2,397</b>

SOURCE: Bureau of Correctional Industries (Administration and Programs).

NOTES: Dollar amounts are rounded to the nearest thousand.

Negative Net Margin represents a loss.

Differences between figures in Tables F5 and F6 are due to miscellaneous revenue.

## F7 Hourly Pay Schedule

### INDUSTRIES HOURLY PAY SCHEDULE

CLASS	Automatic Increases		
	Start	30-Day	60-Day
	A	B	C
1. Trainee	.25	.27	.30
2. Semi-Skilled	.35	.40	.45
3. Skilled	.50	.55	.60
4. Highly Skilled	.65	.70	.75
7. Specialist	.80	.85	.90

Merit increases have been eliminated. Anyone currently at a pay rate which exceeds the maximum rate for that classification will be frozen.

SOURCE: Bureau of Correctional Industries (Administration and Programs).

## Health Care Services

This section presents tables and charts regarding the cost of health care services for prisoners. The two main goals of health care services are:

- Provide cost-effective care.
- Provide quality care.

Tables and Charts F8 through F10 summarize the Department's FY 1999 health care costs for prisoners and include comparisons for previous years. Some new features have been added. The new format:

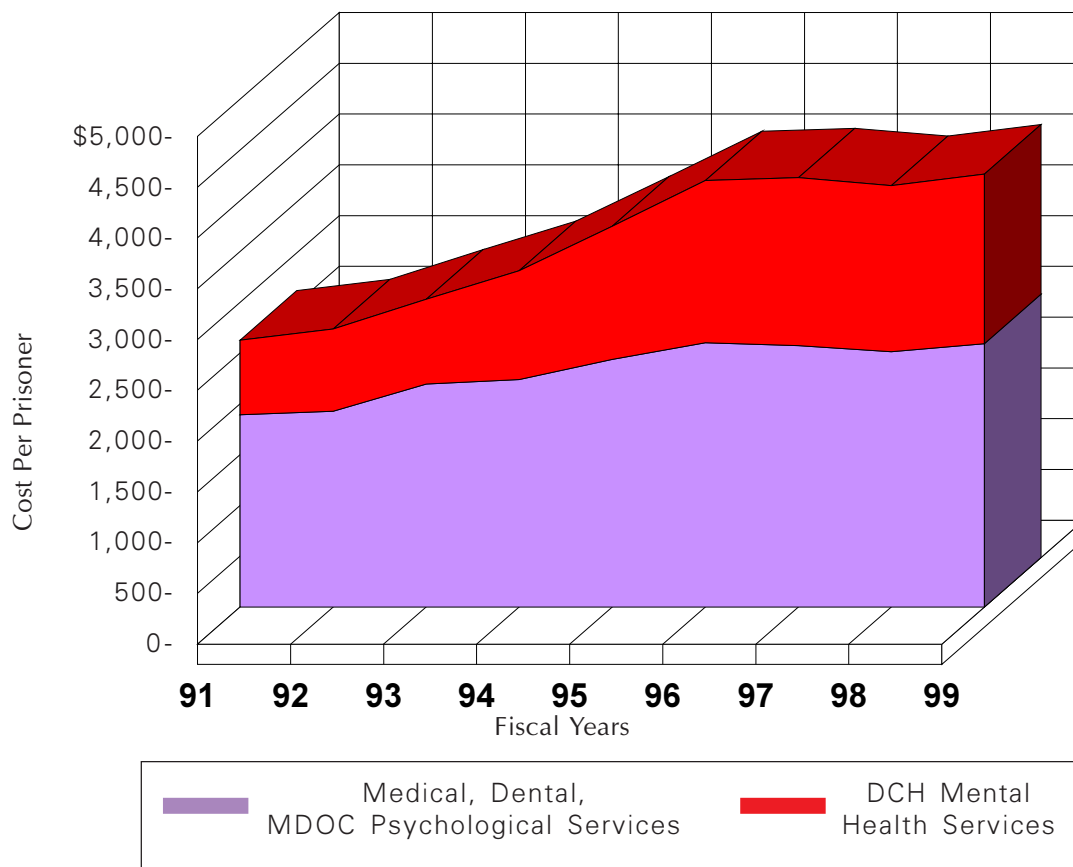
- Compares health care costs since the implementation of *managed care* to costs prior to implementation.
- Distinguishes between *medical, dental, and psychological services* health care costs that are under the direct control of the Department of Corrections versus *mental health* care costs that are under the direct control of the Department of Community Health (DCH) for prisoners with serious mental illness.
- Shows a detailed breakdown of the costs under direct control of the Department of Corrections, (i.e. excluding the DCH costs).

# F8 Health Care Expenditures Profile

Fiscal Years 1991 -1999

Fiscal Year	Average Population*	Annual Percent Change	Average Cost Per Prisoner			
			Medical, Dental, MDOC Psychological Services (MDPS)	MDPS Annual Percent Change	DCH ** Mental Health	TOTAL
<b>Prior to Implementing Managed Care</b>						
1991	35,485	---	\$1,895	---	\$732	\$2,627
1992	37,483	5.6%	1,928	1.7%	810	2,738
1993	38,785	3.5%	2,196	13.9%	834	3,030
1994	39,558	2.0%	2,240	2.0%	1,072	3,312
1995	42,787	8.2%	2,437	8.8%	1,313	3,750
1996	44,586	4.2%	2,603	6.8%	1,596	4,199
<b>After Implementing Managed Care</b>						
1997	44,768	0.4%	2,572	(1.2%)	1,654	4,226
1998	45,508	1.7%	2,516	(2.2%)	1,635	4,151
1999	46,030	1.1%	2,593	3.1%	1,668	4,261

**Total Average Cost Per Prisoner**



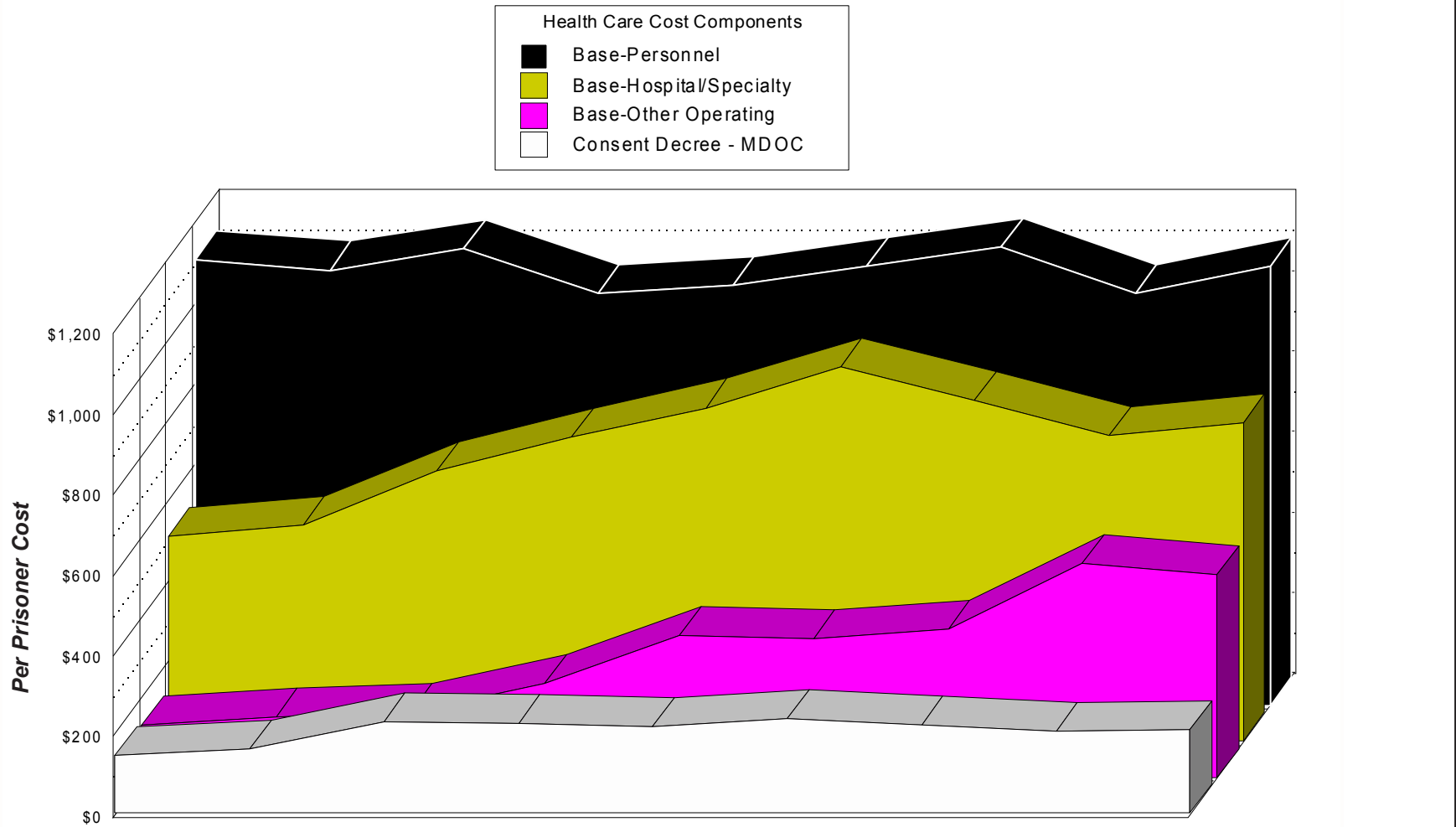
\* Based on Service Population.

\*\* Mental Health costs under direct control of the Department of Community Health (DCH) for prisoners with serious mental illness.

SOURCE: Bureau of Health Care Services (Administration and Programs).

# F9 Trend of Per Prisoner Health Care Cost Components Under Direct Control of MDOC\*

221



	Prior to Implementing Managed Care						After Implementing Managed Care		
	FY 91	FY 92	FY 93	FY 94	FY 95	FY 96	FY 97	FY 98	FY99
Base-Personnel	\$1,108	\$1,081	\$1,133	\$1,025	\$1,042	\$1,092	\$1,139	\$1,022	\$1,091
Base-Hospital/Specialty	\$510	\$537	\$672	\$756	\$829	\$931	\$846	\$758	\$790
Base-Other Operating	\$132	\$149	\$163	\$235	\$351	\$345	\$368	\$531	\$503
Consent Decree - MDOC	\$145	\$161	\$228	\$224	\$215	\$235	\$219	\$205	\$209

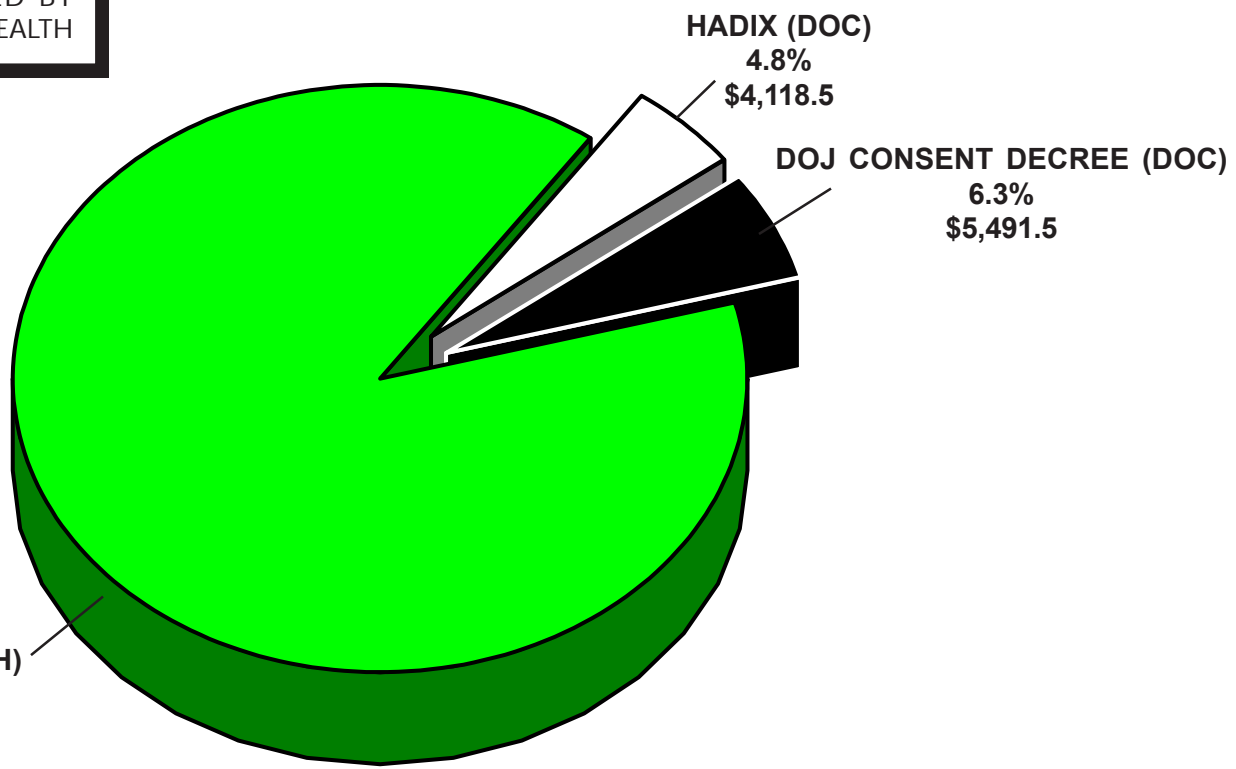
SOURCE: Bureau of Health Care Services (Administration and Programs)

\*Excludes mental health costs under the direct control of the Department of Community Health.

# F10 Consent Decree Health Care Expenditures - FY 1998/99

(In Thousands)

89% OF CONSENT DECREE DOLLARS SUPPORT MENTAL HEALTH PROGRAMS FOR PRISONERS ADMINISTERED BY DEPARTMENT OF COMMUNITY HEALTH



222

NOTE: Consent Decree Expenditures represent the cost of program improvements made pursuant to agreement with the federal court or by court order under the Consent Decrees.

FY 1998/99	HADIX (DOC)	DEPT. OF JUSTICE CONSENT DECREE (DOC)	DEPT. OF JUSTICE PSYCHIATRIC PLAN (DCH)	TOTAL FY 1998/99 EXPENDITURES
EXPENDITURES (Thousands)	\$4,118.5	5,491.5	76,771.2	86,381.2

SOURCE: Bureau of Health Care Services (Administration and Programs).

---

# *Department Operations*



## *Department Expenditures and Personnel Summaries*

This section summarizes how the Department spent its 1998-99 fiscal year appropriations and presents statistics regarding the Department's employees.

Table F11 shows spending broken down by facilities and other Departmental operations. Table F11a is a summary chart of Department spending by function.

Tables F12 and F12a present information about the number and characteristics of Department employees by location.

# F11 Actual Expenditures and Encumbrances Excluding Capital Outlay — 1998/99

224

Location	Percent	Expenditures
<b>Central Office Administration</b>	1.83%	\$ 26,962,300
<b>Department-Wide Costs:</b>		
County Jail Reimbursement	0.37	2,502,500
Equipment	0.02	341,900
Inmate Legal Services Program	0.02	289,300
New Employee Training	0.96	8,875,600
Reimbursements to Counties	0.49	4,821,000
Substance Abuse Programs	1.00	15,262,500
Training Administration	0.29	3,554,700
Training Projects	0.01	111,300
Workers Compensation	1.26	15,872,700
Special Maintenance	0.12	1,700,000
<b>Office of Community Corrections</b>	1.93	25,837,300
<b>Field Operations, including CRP and SAI</b>	9.50	135,626,600
<b>Health Care/Clinical</b>	8.33	109,765,200
<b>Consent Decree</b>	7.01	97,338,700
<b>Correctional Facilities:</b>		
Correctional Facilities Administration	1.17	20,863,700
Alger Maximum Correctional Facility	1.47	20,602,500
Baraga Maximum Correctional Facility	1.68	21,983,300
Earnest C. Brooks Correctional Facility*	2.59	36,983,700
Carson City Correctional Facility*	2.68	37,979,800
Chippewa Correctional Facility*	2.70	36,721,700
Cooper Street Correctional Facility	1.26	14,049,100
CFA Camps	4.57	57,700,400
G. Robert Cotton Correctional Facility	2.04	28,583,400
Florence Crane Women's Facility	1.17	14,601,300
Charles Egeler Correctional Facility	1.33	18,554,400

\* Multiple facilities consolidated into one appropriation unit.

\*\*Private, leased institution operated by Wackenhut Corporation for prisoners under the age of 20.

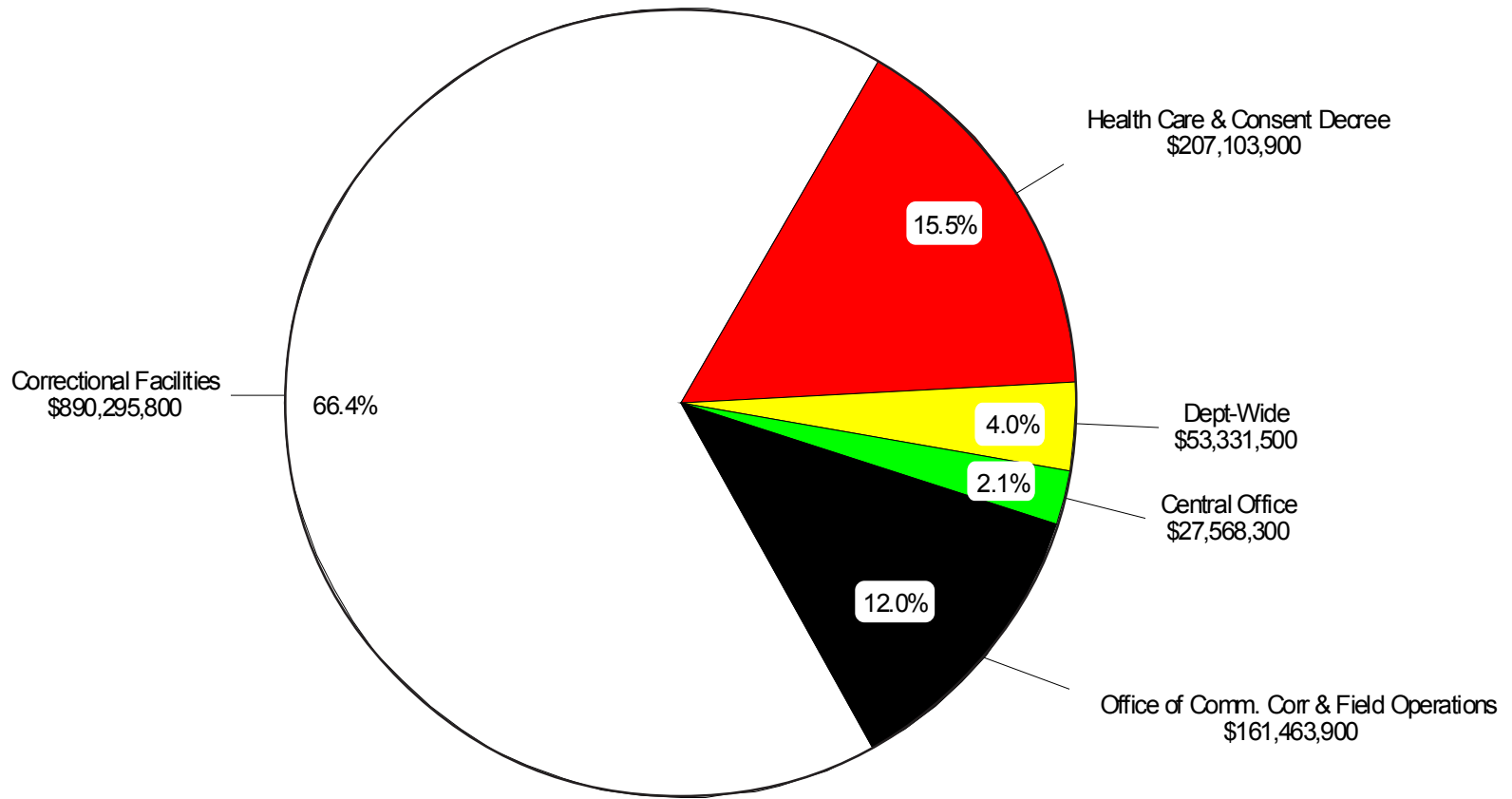
Location	Percent	Expenditures
<b>Correctional Facilities (Cont'd.)</b>		
Richard A. Handlon Michigan Training Unit	1.45%	\$ 20,013,500
Gus Harrison Correctional Facility*	2.57	37,036,200
Huron Valley Men's Facility	1.42	20,135,700
Ionia Maximum Correctional Facility	1.61	23,017,100
Ionia Temporary Facility	1.09	15,278,600
SPSM Central Complex	2.04	23,998,100
Kinross Correctional Facility*	2.76	38,322,700
Lakeland Correctional Facility	1.41	19,701,700
Macomb Correctional Facility	1.61	21,828,200
Marquette Branch Prison	2.16	30,374,400
Michigan Reformatory	2.19	29,678,200
Michigan Youth Correctional Facility**	0.03	368,900
Mid-Michigan Temporary Facility	1.20	16,081,300
Mound Correctional Facility	1.63	21,853,400
Muskegon Correctional Facility	1.70	22,732,400
Newberry Correctional Facility	1.53	20,475,900
Oaks Correctional Facility	1.90	25,445,100
Parnall Correctional Facility	1.53	20,473,100
Riverside Correctional Facility	1.79	24,041,100
Ryan Correctional Facility	1.75	23,481,400
Saginaw Correctional Facility	1.74	23,311,100
Robert Scott Correctional Facility (Female)	1.67	22,393,100
Southern Michigan Correctional Facility	1.59	21,270,100
Standish Maximum Correctional Facility	1.57	21,087,300
Thumb Correctional Facility	1.45	19,427,700
Western Wayne Correctional Facility	1.48	19,846,200
<b>TOTALS</b>	<b>100.00%</b>	<b>\$1,339,763,400</b>

SOURCE: Office of Fiscal Management (Administration and Programs).



# F11a FY 1998/1999 Corrections Operating Expenditures: \$1,339,763,400

225



Correctional Facilities, including Health Care and Consent Decree: \$1,097,399,700 = 81.9%

SOURCE: Office of Fiscal Management (Administration and Programs).

# F12 Number of Employees as of December 12, 1999

Location	Total Employees	Total Minority Employees	Total Corrections Officers*	Total Female Corrections Officers	Total Minority Corrections Officers
Alger Maximum Correctional Facility	398	31	251	43	19
Baraga Maximum Correctional Facility	544	20	361	43	15
Earnest C. Brooks Correctional Facility <sup>1</sup>	553	147	286	77	93
Bureau of Correctional Industries	172	24	0	0	0
Carson City Correctional Facility <sup>2</sup>	573	43	328	67	24
Central Office	502	107	0	0	0
CFA Central Region Office	152	14	0	0	0
Chippewa Correctional Facility <sup>3</sup>	657	69	351	52	53
Cooper Street Correctional Facility	254	59	169	29	41
G. Robert Cotton Correctional Facility	483	88	332	66	69
Florence Crane Women's Facility	382	26	232	82	22
Charles Egeler Correctional Facility	621	112	224	37	40
Field Operations Administration	2,100	641	174	36	94
Richard A. Handlon MTU	316	45	163	29	26
Gus Harrison Correctional Facility <sup>4</sup>	584	71	331	72	38
Huron Valley Men's Facility	361	118	215	43	84
Ionia Maximum Correctional Facility	393	50	282	38	36
Ionia Temporary Facility	230	18	115	22	13
Kinross Correctional Facility <sup>5</sup>	597	75	359	45	59
Lakeland Correctional Facility	315	19	162	29	10
Macomb Correctional Facility	338	107	204	54	63
Marquette Branch Prison	538	21	304	23	14
Michigan Reformatory	452	55	243	33	41
Mid-Michigan Temporary Facility <sup>6</sup>	613	62	385	64	44
Mound Correctional Facility	377	261	254	97	189
Muskegon Correctional Facility	356	80	196	43	57
Newberry Correctional Facility	383	36	229	42	31
Oaks Correctional Facility	469	15	301	45	11
Parnall Correctional Facility	292	59	174	34	41
Pine River Correctional Facility	116	7	83	21	6
Riverside Correctional Facility	546	64	340	65	47
Ryan Correctional Facility	359	256	234	94	184
Saginaw Correctional Facility	385	62	225	65	44
Robert Scott Correctional Facility	376	216	215	132	158
Southern Michigan Correctional Facility	354	72	244	34	50
Standish Maximum Correctional Facility	430	20	276	51	19
SPSM - Central Complex	452	64	341	47	47
Thumb Correctional Facility	380	64	235	69	49
Western Wayne Correctional Facility	375	182	222	70	128
<b>TOTAL</b>	<b>17,778</b>	<b>3,480</b>	<b>9,040</b>	<b>1,893</b>	<b>1,959</b>

Source: Office of Personnel and Labor Relations (Administration and Programs).

\* Includes Corrections Officers, Corrections Medical Aides, Resident Unit Officers and Work Camp Supervisors.

INCLUDES: <sup>1</sup>Muskegon Temporary Facility; <sup>2</sup>Carson City Temporary Correctional Facility;

<sup>3</sup>Chippewa Temporary Correctional Facility; <sup>4</sup>Adrian Temporary Facility;

<sup>5</sup>Hiawatha Correctional Facility;

<sup>6</sup>St. Louis Correctional Facility.

NOTE: The Camp Program is no longer reported separately because camps were annexed by nearby institutions in 1997.

## F12a 1999 Corrections Officers\*

INSTITUTION	MALES	FEMALES	TOTAL
Alger Maximum Correctional Facility	208	43	251
Baraga Maximum Correctional Facility	318	43	361
Earnest C. Brooks Correctional Facility <sup>1</sup>	209	77	286
Carson City Correctional Facility <sup>2</sup>	261	67	328
Chippewa Correctional Facility <sup>3</sup>	299	52	351
Cooper Street Correctional Facility	140	29	169
G. Robert Cotton Correctional Facility	266	66	332
Florence Crane Women's Facility	150	82	232
Charles Egeler Correctional Facility	187	37	224
Field Operations Administration	138	36	174
Richard A. Handlon MTU	134	29	163
Gus Harrison Correctional Facility <sup>4</sup>	259	72	331
Huron Valley Men's Facility	172	43	215
Ionia Maximum Correctional Facility	244	38	282
Ionia Temporary Facility	93	22	115
Kinross Correctional Facility <sup>5</sup>	314	45	359
Lakeland Correctional Facility	133	29	162
Macomb Correctional Facility	150	54	204
Marquette Branch Prison	281	23	304
Michigan Reformatory	210	33	243
Mid-Michigan Temporary Facility <sup>6</sup>	321	64	385
Mound Correctional Facility	157	97	254
Muskegon Correctional Facility	153	43	196
Newberry Correctional Facility	187	42	229
Oaks Correctional Facility	256	45	301
Parnall Correctional Facility	140	34	174
Pine River Correctional Facility	62	21	83
Riverside Correctional Facility	275	65	340
Ryan Correctional Facility	140	94	234
Saginaw Correctional Facility	160	65	225
Robert Scott Correctional Facility	83	132	215
Southern Michigan Correctional Facility	210	34	244
Standish Maximum Correctional Facility	225	51	276
SPSM - Central Complex	294	47	341
Thumb Correctional Facility	166	69	235
Western Wayne Correctional Facility	152	70	222
<b>TOTAL</b>	<b>7,147</b>	<b>1,893</b>	<b>9,040</b>

SOURCE: Office of Personnel and Labor Relations (Administration and Programs).

\* Includes Corrections Officers, Corrections Medical Aides, Resident Unit Officers and Work Camp Supervisors.

INCLUDES: <sup>1</sup>Muskegon Temporary Facility;

<sup>2</sup>Carson City Temporary Correctional Facility;

<sup>3</sup>Chippewa Temporary Correctional Facility;

<sup>4</sup>Adrian Temporary Facility;

<sup>5</sup>Hiawatha Correctional Facility;

<sup>6</sup>St. Louis Correctional Facility.

NOTE: The Camp Program is no longer reported separately because camps were annexed by nearby institutions in 1997.