

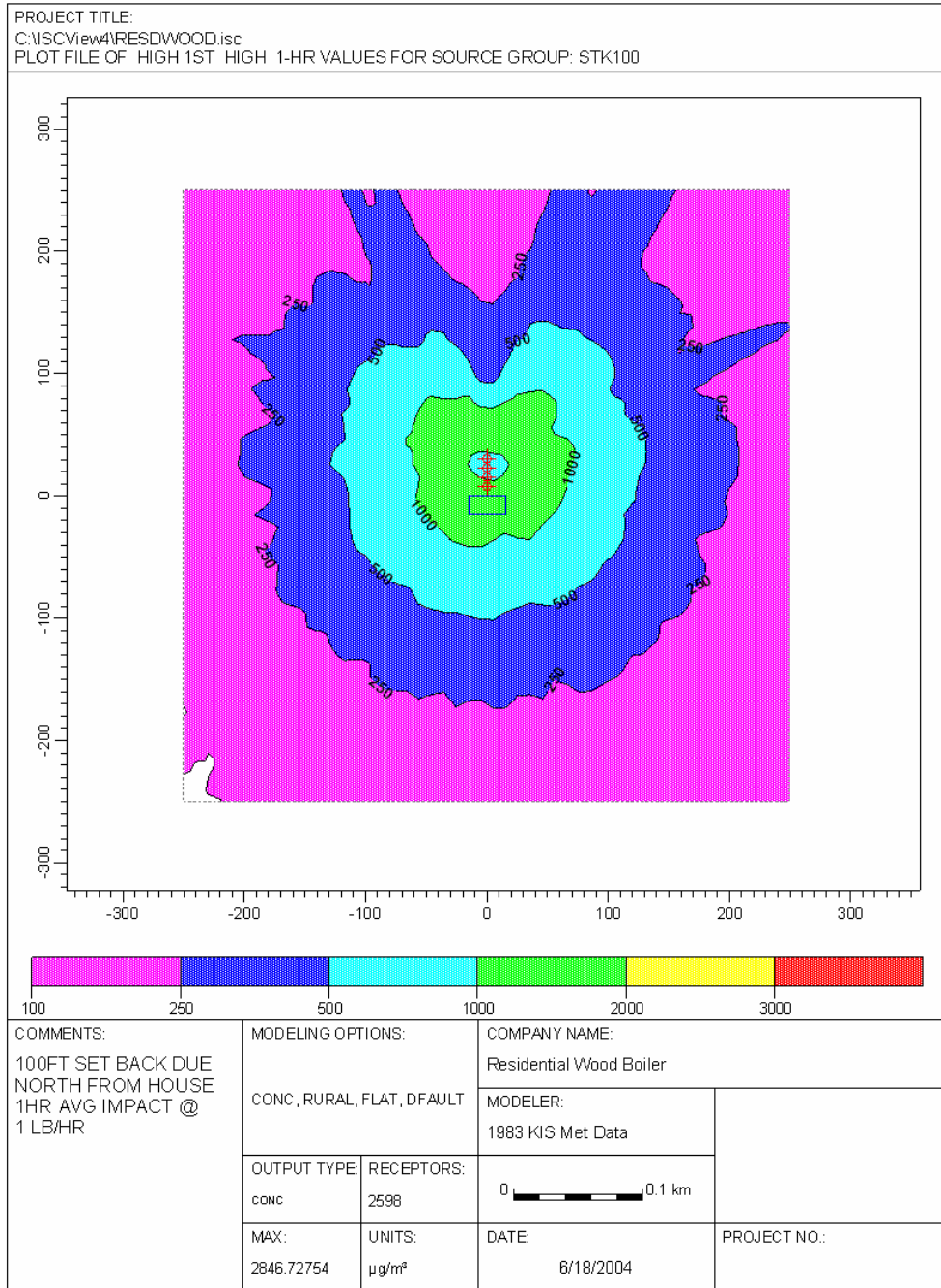
Residential Wood Boiler Study

MAXIMUM PREDICTED 1-HR AVG CONCENTRATIONS

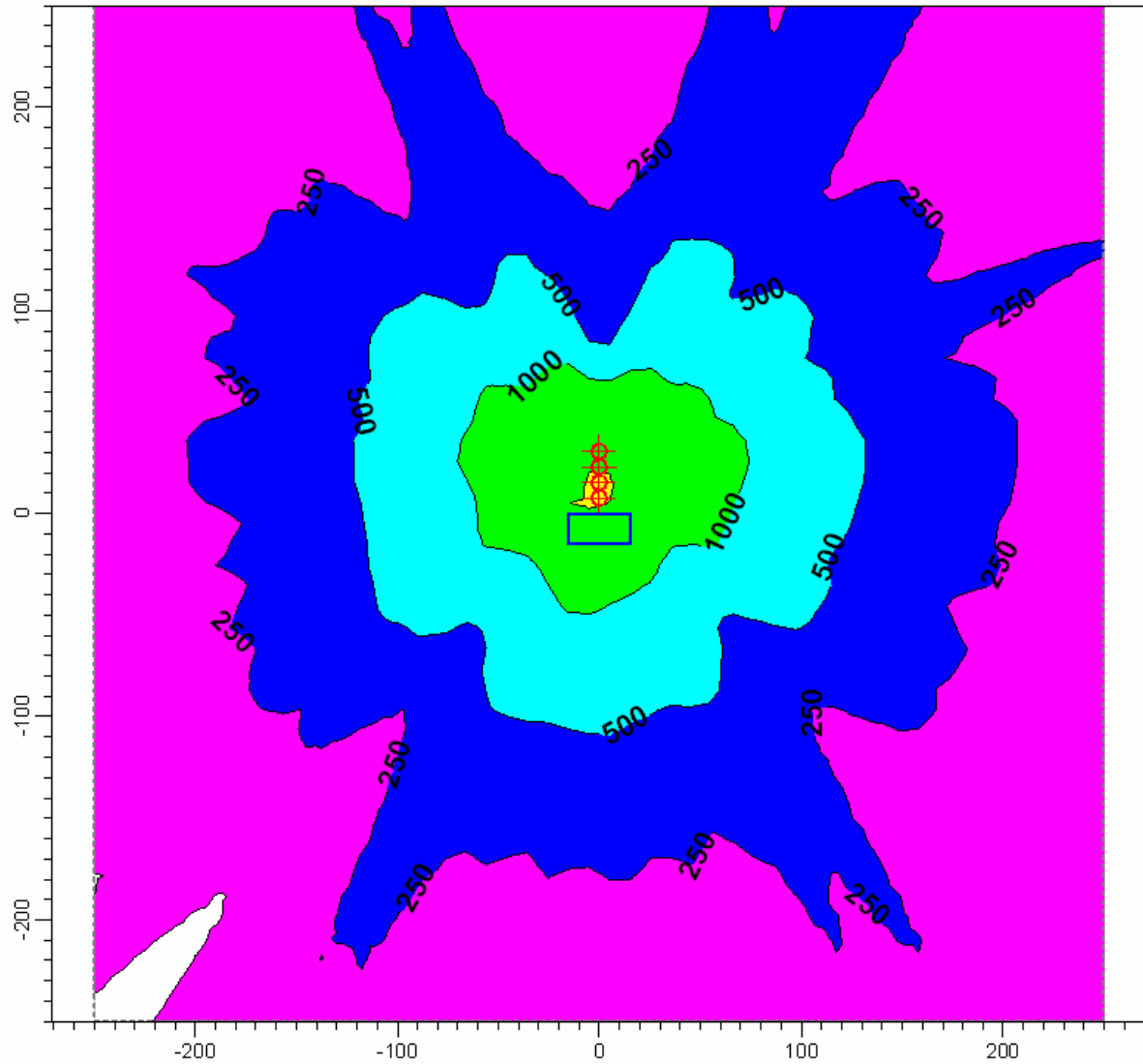
Four contour plots of the max 1-hr concentration at an emission rate of 1lb/hr. Since its 1 stack, the impacts can be scaled (linear relationship) to a different emission rate. Modeling is based on the following:

stack height = 8'
 temperature = 250F
 vel=1.5 m/s
 diameter = 6"
 50' x 100' bldg 22' high

Ran 25', 50', 75', and 100' set back distances from the bldg due north using 1983 KIS met data.



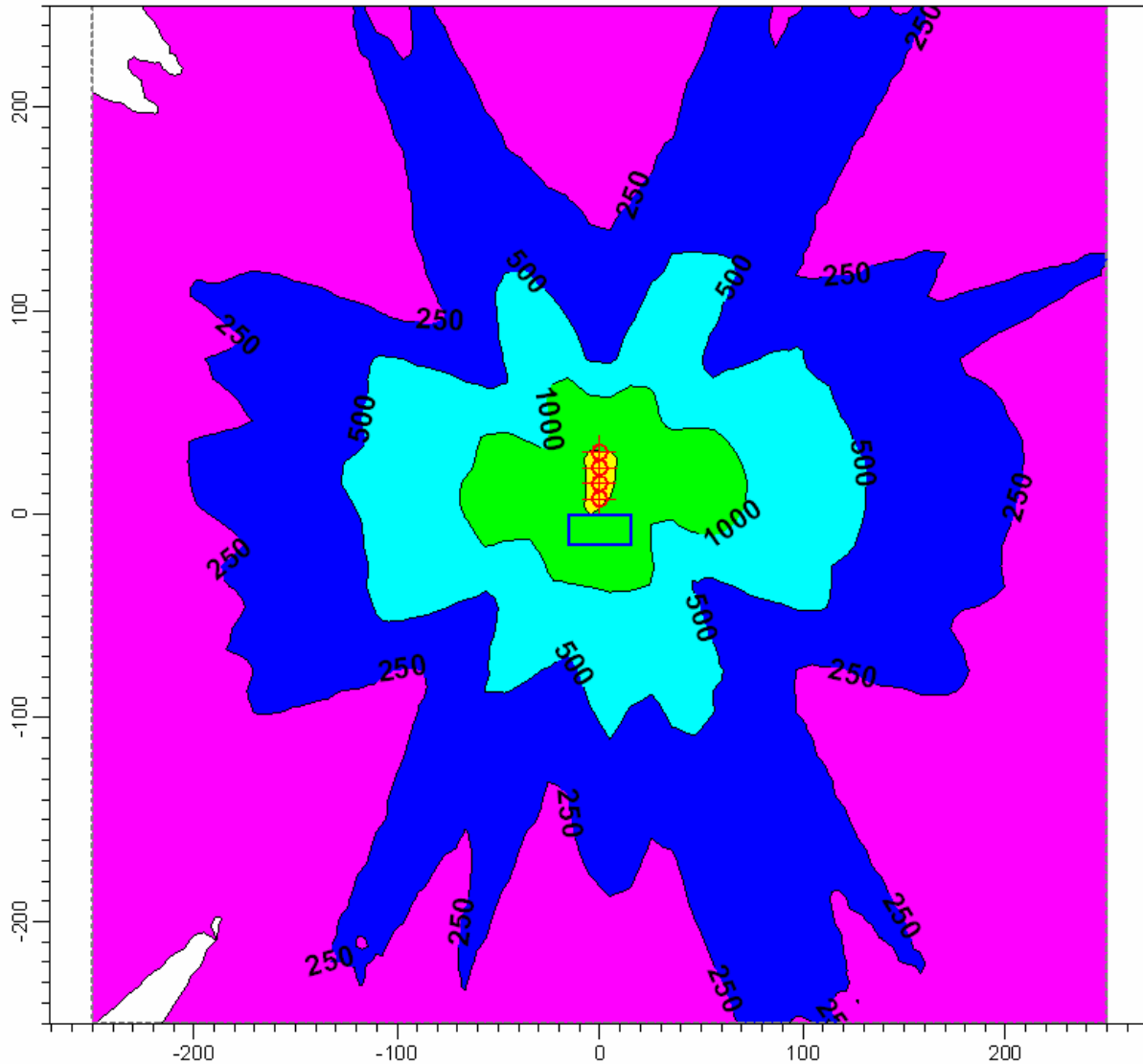
PROJECT TITLE:
 C:\ISCView4\RESWOOD.isc
 PLOT FILE OF HIGH 1ST HIGH 1-HR VALUES FOR SOURCE GROUP: STK75



COMMENTS: 75FT SET BACK DUE NORTH FROM HOUSE 1HR AVG IMPACT @ 1 LB/HR	MODELING OPTIONS: CONC, RURAL, FLAT, DFAULT		COMPANY NAME: Residential Wood Boiler	
	OUTPUT TYPE: conc	RECEPTORS: 2598	MODELER: 1983 KIS Met Data	
	MAX: 4361.85889	UNITS: $\mu\text{g}/\text{m}^3$	DATE: 6/18/2004	PROJECT NO.:



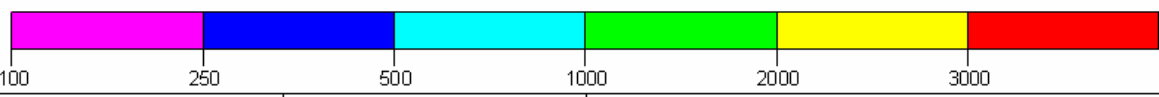
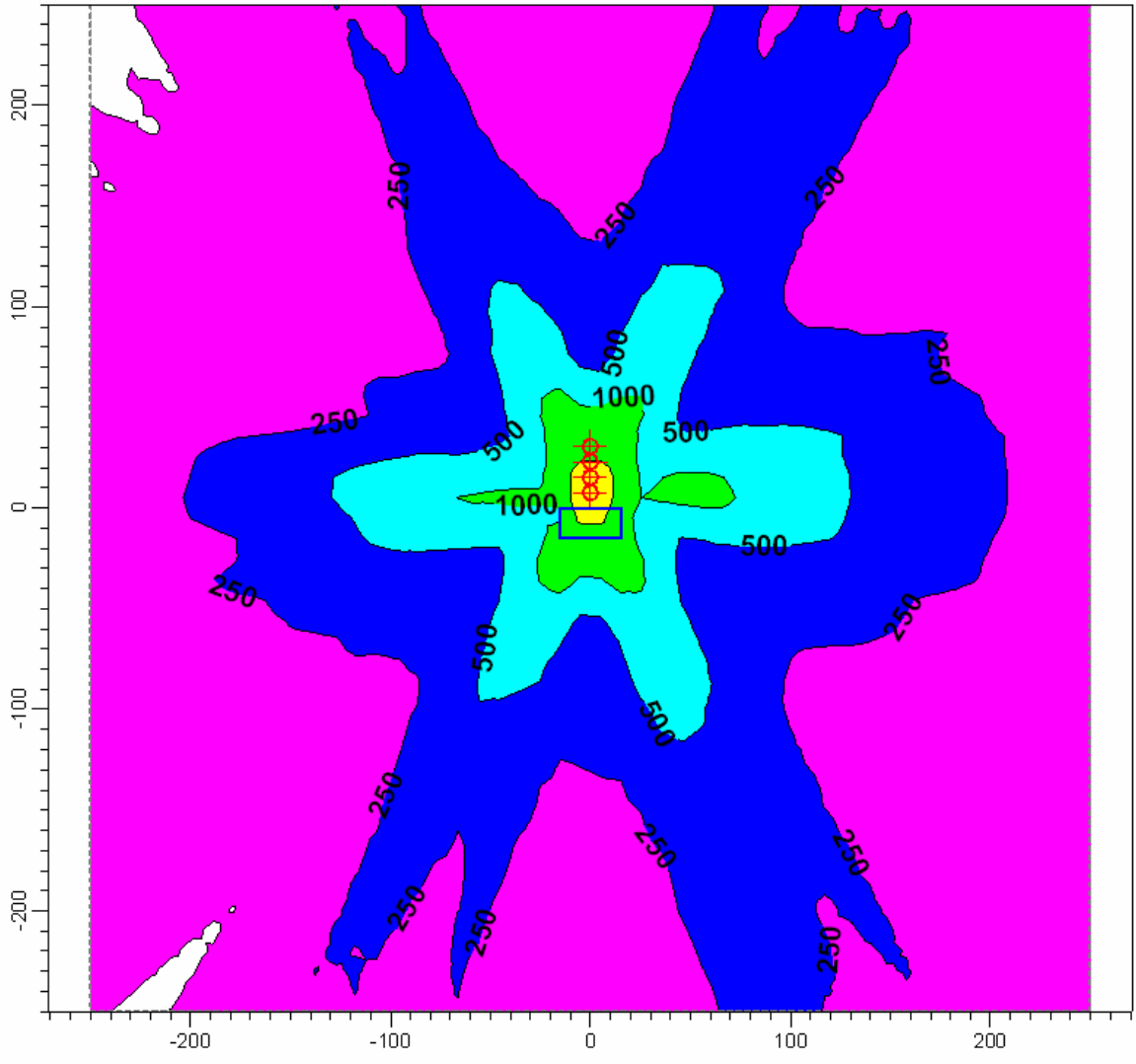
PROJECT TITLE:
 C:\ISCView4\RESWOOD.isc
 PLOT FILE OF HIGH 1ST HIGH 1-HR VALUES FOR SOURCE GROUP: STK50



COMMENTS: 50 FT SET BACK DUE NORTH FROM HOUSE 1HR AVG IMPACT @ 1LB/HR	MODELING OPTIONS:		COMPANY NAME:	
	CONC, RURAL, FLAT, DFAULT		Residential Wood Boiler	
	OUTPUT TYPE:	RECEPTORS:	MODELER:	
	CONC	2598	1983 KIS Met Data	
MAX:	UNITS:	DATE:		PROJECT NO.:
4306.479	$\mu\text{g}/\text{m}^3$	6/18/2004		



PROJECT TITLE:
 C:\ISCView\4\RESWOOD.isc
 PLOT FILE OF HIGH 1ST HIGH 1-HR VALUES FOR SOURCE GROUP: STK25



COMMENTS: 25 FT SET BACK DUE NORTH OF HOUSE 1-HR AVG IMPACT @ 1 LB/HR	MODELING OPTIONS: CONC, RURAL, FLAT, DFAULT		COMPANY NAME: Residential Wood Boiler	
	OUTPUT TYPE: conc	RECEPTORS: 2598	MODELER: 1983 KIS Met Data	
	MAX: 6761.25586	UNITS: $\mu\text{g}/\text{m}^3$	DATE: 6/18/2004	
				PROJECT NO.: