



MICHIGAN DEPARTMENT OF  
ENVIRONMENT, GREAT LAKES, AND ENERGY




GRAHAM  
SUSTAINABILITY INSTITUTE  
UNIVERSITY OF MICHIGAN

CLEAN ENERGY & ENERGY MANAGEMENT WEBINAR SERIES

# Energy Benchmarking for Municipal Facilities

Have a question?  
Use the “Questions” function to pose  
questions throughout the webinar.



A screenshot of the GoToWebinar interface. At the top, there is a menu bar with 'File', 'View', and 'Help'. Below it is a dark sidebar with icons for navigation, audio, chat, and help. The main content area is divided into two sections. The top section is titled 'Audio' and includes a 'Sound Check' button, a volume icon, and two radio buttons: 'Computer audio' (selected) and 'Phone call'. Below this, there is a red microphone icon and the word 'MUTED' in orange. A dropdown menu shows 'Transmit (2- Plantronics Savi 7xx)'. A volume slider is visible, and another dropdown menu shows 'Speakers (2- Plantronics Savi 7xx)'. The bottom section is titled 'Questions' and contains a large empty text box. Below the text box is a smaller input field with the placeholder text '[Enter a question for staff]' and a 'Send' button. At the very bottom of the interface, it says 'Webinar Now' with 'Webinar ID: 200-167-467' and the GoToWebinar logo.

# Today's Speakers

- April Avigne, Energy Coordinator for Washtenaw County
- Robert LaFave, L'Anse Village Manager
- Julie Staveland, EGLE Sustainability Section Acting Manager



MICHIGAN DEPARTMENT OF  
ENVIRONMENT, GREAT LAKES, AND ENERGY



GRAHAM  
SUSTAINABILITY INSTITUTE  
UNIVERSITY OF MICHIGAN

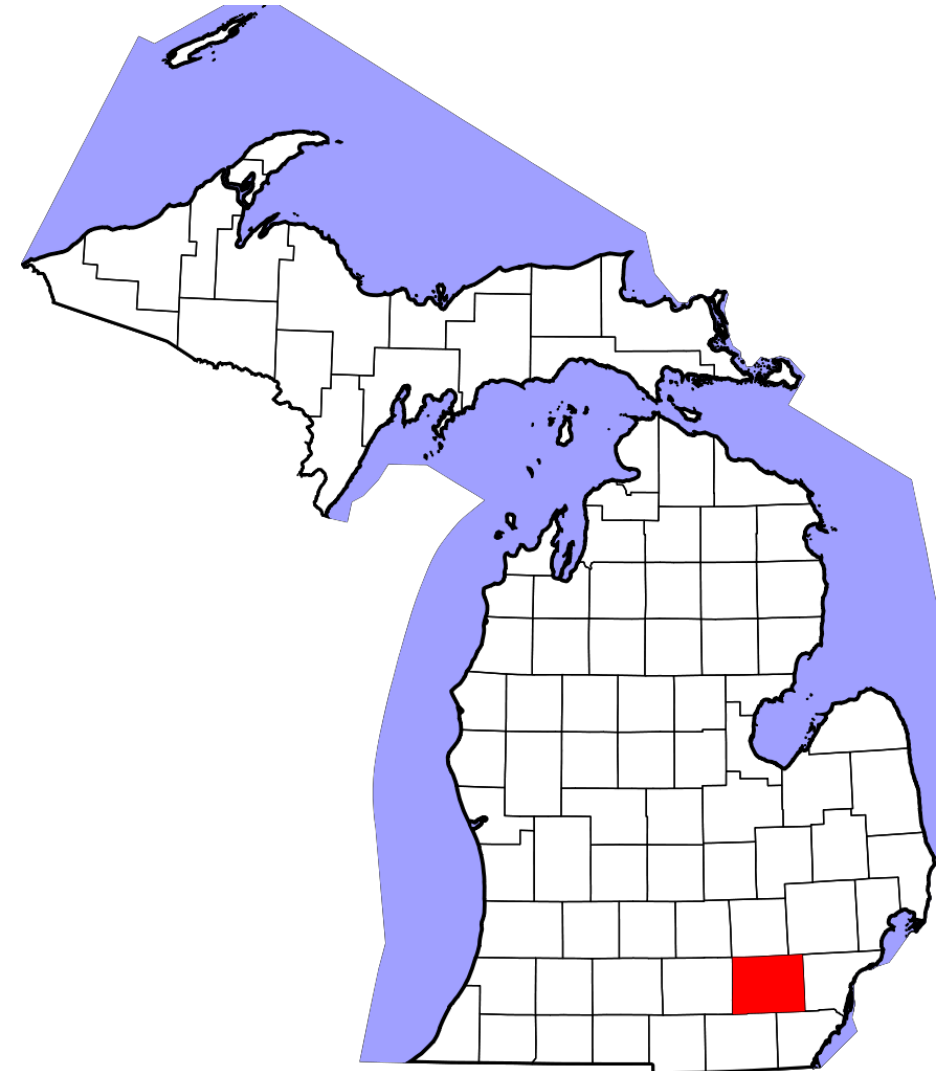
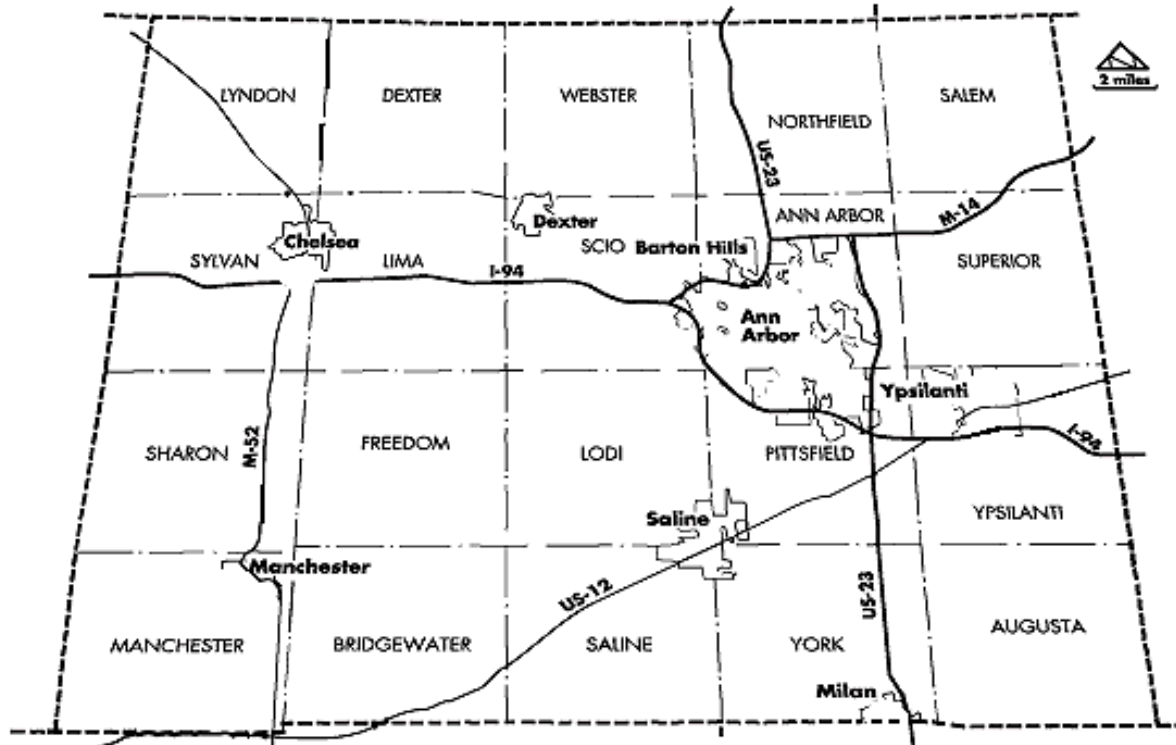
CLEAN ENERGY & ENERGY MANAGEMENT WEBINAR SERIES

# APRIL AVIGNE Washtenaw County

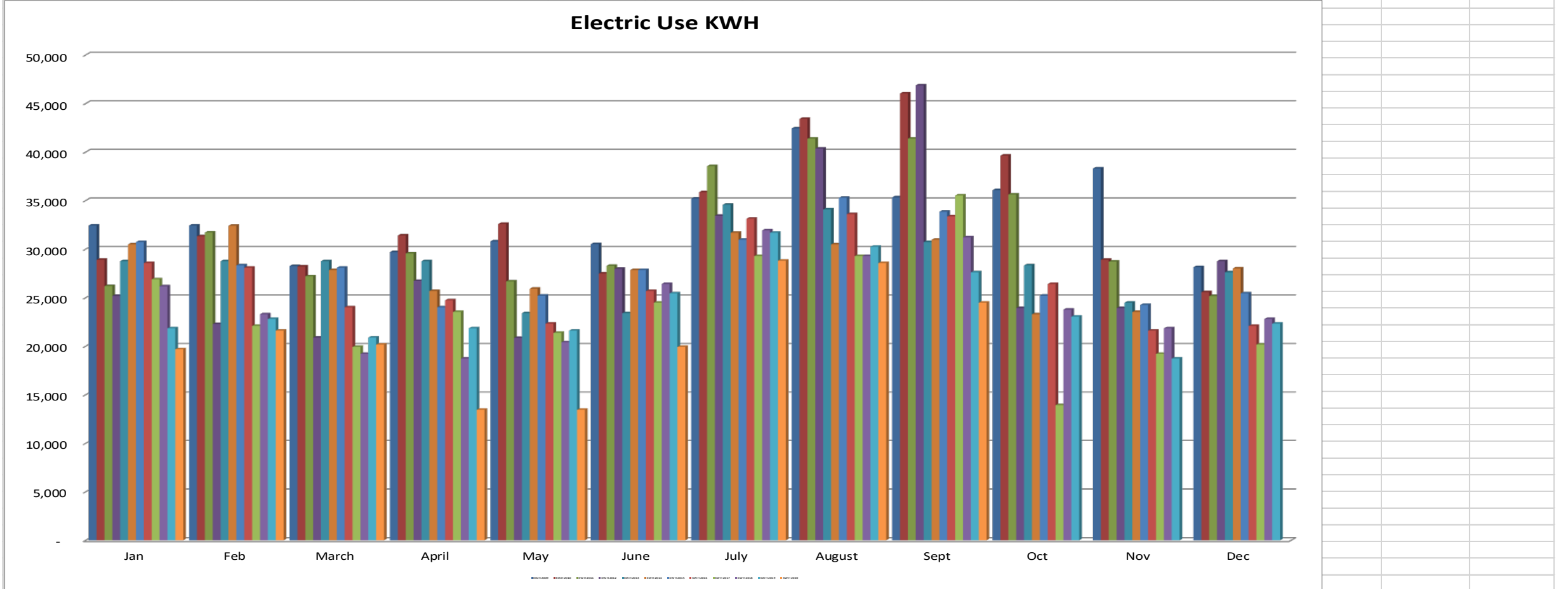


# Washtenaw County OIM Portfolio

- 24 Buildings
- 833,552 Square Feet
- 90.33 Acres of Land

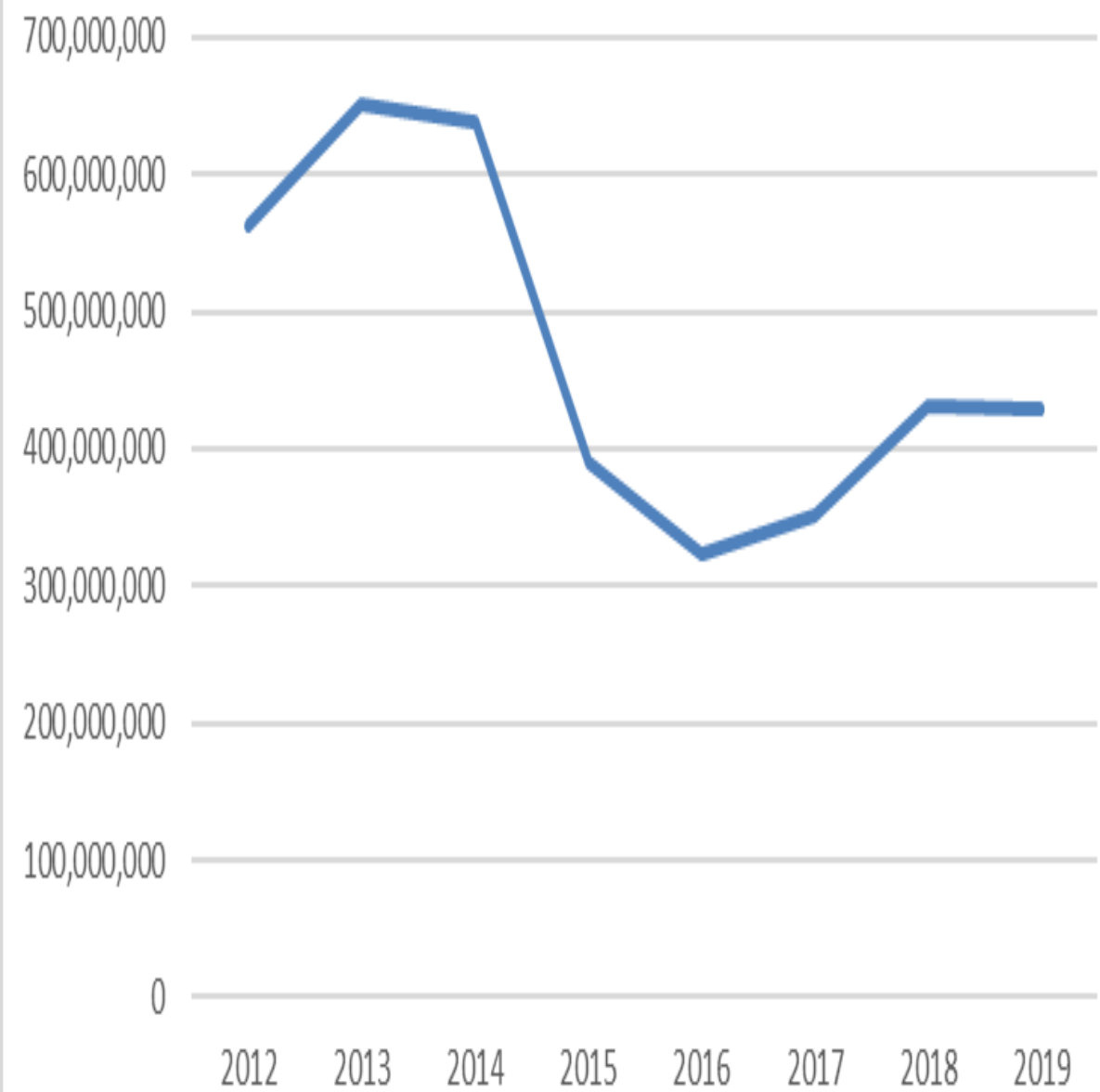


Electric:														Total KWH	Cost
	Jan	Feb	March	April	May	June	July	August	Sept	Oct	Nov	Dec			
KWH 2009	32,424	32,424	28,248	29,688	30,792	30,504	35,208	42,432	35,328	36,072	38,304	28,128	399,552	\$59,550.83	
KWH 2010	28,896	31,320	28,200	31,400	32,592	27,480	35,856	43,416	46,032	39,624	28,896	25,560	399,272	\$67,338.71	
KWH 2011	26,184	31,704	27,192	29,544	26,664	28,272	38,544	41,376	41,376	35,616	28,704	25,152	380,328	\$83,140.72	
KWH 2012	25,176	22,272	20,880	26,712	20,848	27,960	33,432	40,344	46,864	23,920	23,920	28,752	341,080	\$65,571.74	
KWH 2013	28,752	28,752	28,752	28,752	23,400	23,400	34,560	34,080	30,720	28,320	24,480	27,600	341,568	\$42,793.83	
KWH 2014	30,480	32,400	27,840	25,680	25,920	27,840	31,680	30,480	30,960	23,280	23,520	28,000	338,080	\$39,844.21	
KWH 2015	30,720	28,320	28,080	24,000	25,200	27,840	30,960	35,280	33,840	25,200	24,240	25,440	339,120	\$38,673.61	
KWH 2016	28,560	28,080	24,000	24,720	22,320	25,680	33,120	33,600	33,360	26,400	21,600	22,080	323,520	\$37,689.97	
KWH 2017	26,880	22,080	19,920	23,520	21,360	24,480	29,280	29,280	35,520	13,920	19,200	20,160	285,600	\$33,970.10	
KWH 2018	26,160	23,280	19,200	18,720	20,400	26,400	31,920	29,280	31,200	23,760	21,840	22,800	294,960	\$35,331.87	
KWH 2019	21,840	22,800	20,880	21,840	21,600	25,440	31,680	30,240	27,600	23,040	18,720	22,320	288,000	\$34,345.72	
KWH 2020	19,680	21,600	20,160	13,440	13,440	19,920	28,800	28,560	24,480				190,080	\$23,421.68	
<b>Monthly Average</b>	<b>27,146</b>	<b>27,086</b>	<b>24,446</b>	<b>24,835</b>	<b>23,711</b>	<b>26,268</b>	<b>33,295</b>	<b>34,864</b>	<b>34,773</b>	<b>27,196</b>	<b>24,857</b>	<b>25,090</b>			

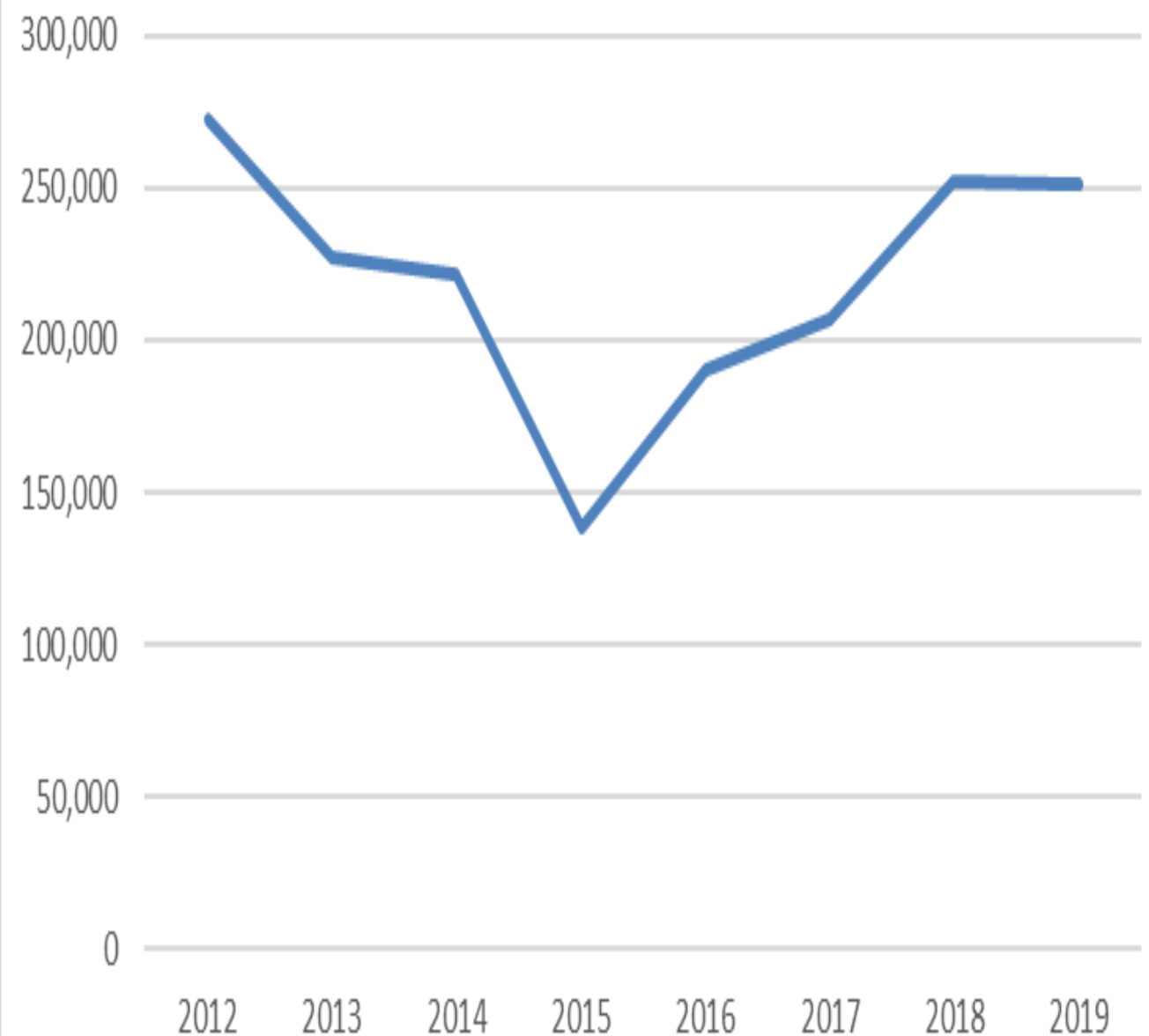


Building Address	Electric Use in KWH									
Energy Project	2010	2011	2012	2013	2014	2015	2016	2017	2018	2019
0 North Main	X	X	X	X	X	X	X	X	X	X
22 Center	599,070	572,270	550,770	546,210	537,180	524,040	495,180	455,730	448,590	441,310
101 East Huron	1,049,680	1,038,080	1,058,320	1,067,200	1,025,040	980,800	990,720	939,520	956,400	910,100
110 North Fourth	293,422	285,612	288,488	294,896	242,810	217,448	216,537	210,083	201,294	176,419
120 Catherine	3,233	1,845	3,912	4,283	4,321	2,655	1,531	1,571	1,275	1,500
122 South Main	63,500	59,840	57,200	55,440	56,320	53,200	54,880	49,680	49,600	47,760
200 North Main	399,272	380,328	341,080	341,568	338,080	339,120	323,520	285,600	294,960	288,000
213 North Fourth	X	X	X	X	X	X	X	X	X	X
219 North Fourth	X	X	X	X	X	X	X	X	X	X
220 North Main	353,592	297,136	246,704	266,240	266,560	268,320	239,040	208,960	222,880	215,560
304 Harriet Street	189,737	172,812	169,824	172,180	166,514	138,925	75,612	X	X	X
415 West Michigan	217,920	217,440	228,960	254,720	250,720	223,360	247,200	215,040	218,880	217,760
555 Towner	589,240	574,560	611,890	668,470	691,840	701,240	651,480	628,080	622,120	622,400
705 North Zeeb	481,000	435,184	420,144	489,200	436,702	407,920	376,560	385,248	392,704	389,888
750 Towner	76,586	77,968	74,788	70,993	67,566	63,578	63,901	57,851	58,320	65,122
1000 North Maple	92,720	89,040	84,480	83,040	78,800	74,800	64,450	64,640	68,560	66,400
1055 North Zeeb	23,645	23,644	28,065	28,820	23,481	21,779	18,100	X	X	X
1661 Leforge	175,551	181,120	183,730	182,720	172,480	172,360	188,160	174,240	172,480	X
2140 Ellsworth	479,760	453,120	467,582	454,080	426,960	409,980	418,560	397,440	399,570	379,200
2155 Hogback	104,480	103,920	91,480	80,680	82,680	82,080	85,600	80,800	91,280	80,760
2201 Hogback + 4133 Washtenaw	3,328,920	3,486,980	3,442,040	3,318,140	3,216,220	3,097,220	3,098,760	3,023,000	3,022,520	3,099,320
2260 + 2270 Platt	464,568	332,400	54,280	18,440	X	X	X	X	X	
4009 Washtenaw	2,765	3,268	3,129	3,423	1,834	1,340	996	1,281	1,532	1,583
4100 Clark	X	X	X	X	X	X	X	X	X	X
4101 Washtenaw	144,880	119,280	108,480	107,680	96,400	97,440	96,720	98,480	103,360	98,400
4125 Washtenaw	654,240	643,680	678,720	650,666	644,320	651,520	605,600	561,250	540,480	515,480
4135 Washtenaw	121,680	119,600	129,680	95,760	93,040	58,960	95,040	103,200	126,080	125,840
Outdoor Lighting	X	X	X	X	X	X	X	X	X	X
<b>Total Use in KWH</b>	<b>9,909,461</b>	<b>9,669,127</b>	<b>9,323,746</b>	<b>9,254,849</b>	<b>8,919,868</b>	<b>8,588,085</b>	<b>8,408,147</b>	<b>7,941,694</b>	<b>7,992,885</b>	<b>7,742,802</b>

### Total BTU



### Carbon Footprint LBS





# Detail Charges

For Service at: ██████████ 1, Ypsilanti, MI 48198-5752

Invoice: 200020603534

Billing Period: 12/22/2017 through 01/23/2018

Days Billed: 33

## Metering Information

Item	Meter Number	Start Date	Start Read	Stop Date	Stop Read	Days Billed	Read Difference	Units Multiplier	Usage Used	Type
3104424347	2411598111	12/27	10.0A	01/23	290.0A	28	280.0	1.0000	280	CCF
3104424347	2417717247	12/22	256,056.0A	12/26	10.0A	5	99,74	1.0000	99,743,954	CCF
							3,954.0			
							<b>Total CCF</b>		<b>99,744,234.00</b>	

Invoice: 200020603534 Service Name: Washtenaw County

Item: 7004373009 Cycle: 14

GS-1 General Service - Aggregate

## Billing Status Information

Total Number of days in the Billing Period 33

## Charges for 12/22/2017 through 01/23/2018

Customer Charge									31.00
			99,744,234	CCF	@ \$		0.2847300		
Distribution Charge									28,400,175.75
U-17999 IRM Surcharge									1.27
Energy Optimization Surcharge			99,744,234	CCF	@ \$		0.0129600		1,292,685.27
<b>Invoice Subtotal</b>									<b>29,692,893.29</b>
Michigan Sales Tax - Rate Sales									0.00
<b>Invoice Total</b>									<b>\$29,692,893.29</b>

# WASHTENAW COUNTY ANNUAL INFRASTRUCTURE PORTFOLIO 2019

<https://www.washtenaw.org/ArchiveCenter/ViewFile/Item/1040>





MICHIGAN DEPARTMENT OF  
ENVIRONMENT, GREAT LAKES, AND ENERGY



GRAHAM  
SUSTAINABILITY INSTITUTE  
UNIVERSITY OF MICHIGAN

CLEAN ENERGY & ENERGY MANAGEMENT WEBINAR SERIES

# BOB LAFAVE

## Village of L'Anse



# Community Energy Management Incentive Program

- You tell us what you need
- We meet you wherever you are on the energy management spectrum.
- Order of operations:



# New Program Year Just opened

- More Grantees
- No Required Matching Funds
- Priority given to communities that have not previously received funding through CEM
- Projects to conclude July 31<sup>st</sup> 2021

Questions?

Julie Staveland, [stavelandj@Michigan.gov](mailto:stavelandj@Michigan.gov)

[www.Michigan.gov/Energy](http://www.Michigan.gov/Energy)



MICHIGAN DEPARTMENT OF  
ENVIRONMENT, GREAT LAKES, AND ENERGY



GRAHAM  
SUSTAINABILITY INSTITUTE  
UNIVERSITY OF MICHIGAN

## CLEAN ENERGY & ENERGY MANAGEMENT WEBINAR SERIES

### Upcoming Webinars & Trainings

Nov Energy Audits

Catalyst Communities – Climate Academy Training I  
Energy Codes (w/ Ann Arbor)

Dec Financing Energy Efficiency Improvements  
Follow-up meeting on Benchmarking/Data Access  
(w/Detroit Green Task Force + Ecoworks)

Stay Up-to-Date, Find Recordings

[www.Michigan.gov/Energy](http://www.Michigan.gov/Energy) “Communities” tab