
MDOC STATISTICAL REPORT
SUPPLEMENT

2003-2011

COURT DISPOSITIONS

A1 and A2 Series of Tables

Revised Using Improved Data Analysis Methodology

Rick Snyder, Governor

Daniel H. Heyns, Director
Michigan Department of Corrections

Initial Release: December 2012

Revised Release: December 19, 2013

Corrected the disposition counts for Compiled Laws 333.74012D1 and 333.74012D2 throughout the report.
Previously reported counts were incorrect due to conversion errors from raw OMNI data.

INTRODUCTION

2003-2011 COURT DISPOSITIONS Revised Using Improved Data Analysis Methodology

WHY THE DATA ANALYSIS METHODOLOGY HAS CHANGED

As the Michigan Department of Corrections (MDOC) has transitioned its information technology applications to newer platforms and infrastructure, there has been an ongoing effort to modernize the topical data content as well as the data analysis methodology.

Much of the long-term production reporting out of the legacy MDOC enterprise data systems is very antiquated, even dating back in some cases to before the Department's first mainframe computer applications.

In the case of Michigan court dispositions data, the past analysis methodology used for the annual MDOC Statistical Reports dates back so far that the only means that had been available to distinguish between separate people when converting total dispositions into individual offenders were offender names.

The old methodology also excluded some court dispositions for technical reasons or reasons that even are no longer known by anyone still employed by the MDOC today.

In addition, because of the limitations of the old technology, the methods of collapsing multiple court dispositions for individual offenders into distinct sentencing events across multiple disposition types were inherently less than ideal.

The old methodology also could only report on the data by circuit court, which obscured the individual county data since many circuits are composed of multiple counties.

Changing the data analysis methodology also enabled changes to some of the data content consistency, presentation layout and formatting.

2003-2011 COURT DISPOSITIONS

Revised Using Improved Data Analysis Methodology

HOW THE DATA ANALYSIS METHODOLOGY HAS CHANGED

Here is a brief description of the specific court dispositions reporting improvements and the benefits resulting from each change. A more detailed discussion is available as an appendix to this Statistical Report Supplement.

Improvement	Benefit
Changed to convert the number of total dispositions into the number of unique offenders using MDOC ID Numbers instead of using offender Names.	Better separation of individuals. Offender name depended on identical spelling and completeness for differentiation; many offenders with common names had been mistakenly combined.
Changed to include offense records from felony court proceedings that resulted in reduced misdemeanor sentences.	Broader, more complete picture of felony court activity.
Changed to report an individual for each sentencing day instead of once per 90-day period for Offender-based report.	Reports most severe sentencing event for each and every day highlighting all criminal court disposition activity and provides for uniformity across the entire reporting period.
Reprioritized selection of reported disposition type for Offender-based report.	New ordering highlights greater degree of incapacitation, i.e., prison, jail, jail/probation, probation, other.
Changed to reporting by County instead of by Circuit Court.	Consistent, more accurate and more detailed reporting. Circuit court composition was not reliably maintained in the old report format and also obscured individual county felony disposition activity.
Changed to using the same Disposition Type groupings for both the Offender-based and the Total Dispositions-based reports.	Consistent reporting between the two report formats.

2003-2011 COURT DISPOSITIONS

Revised Using Improved Data Analysis Methodology

IMPACT OF THE CHANGE IN DATA ANALYSIS METHODOLOGY

For each of the years reported in this Statistical Report Supplement, the re-engineering of the data analysis methodology for the court dispositions data results in somewhat:

- More total dispositions reported,
- More individual offenders reported, and
- Lower annual prison commitment rates – because the additional dispositions present in the revised data are disproportionately composed of comparatively less serious offenses with less serious disposition types.

Given these differences, we have produced revised historical data for prior years for as far back in time as possible, as a bridge to the past for either comparing individual years or examining long-term trends.

Some multi-year graphic charts provided below show the differences between the revised court disposition totals in the Supplement versus the previously published figures that are located in the past annual MDOC Statistical Report editions.

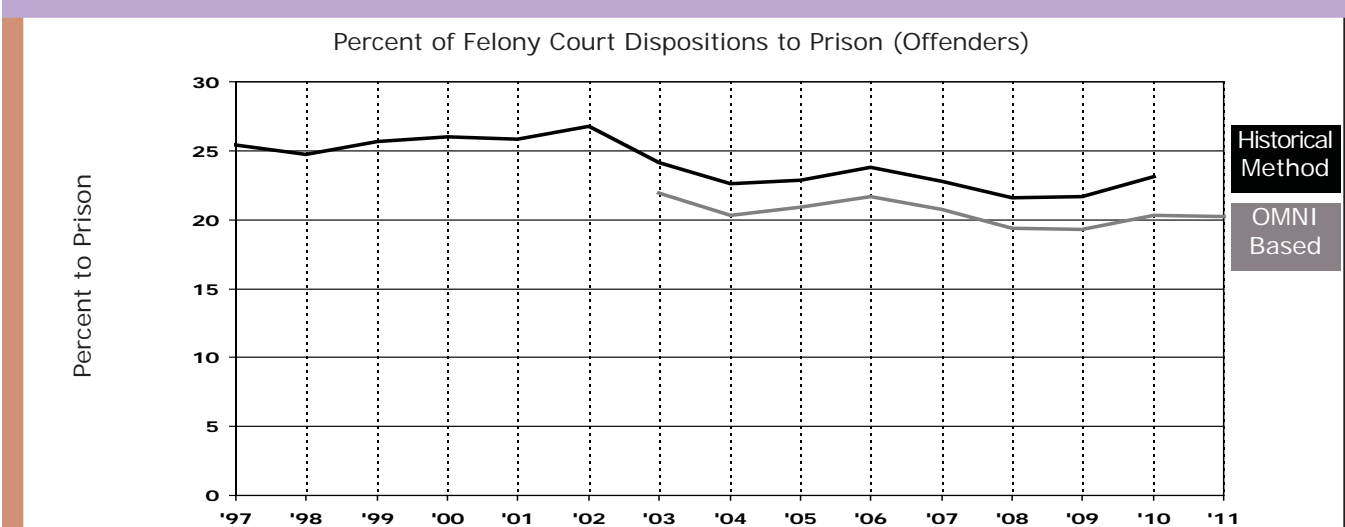
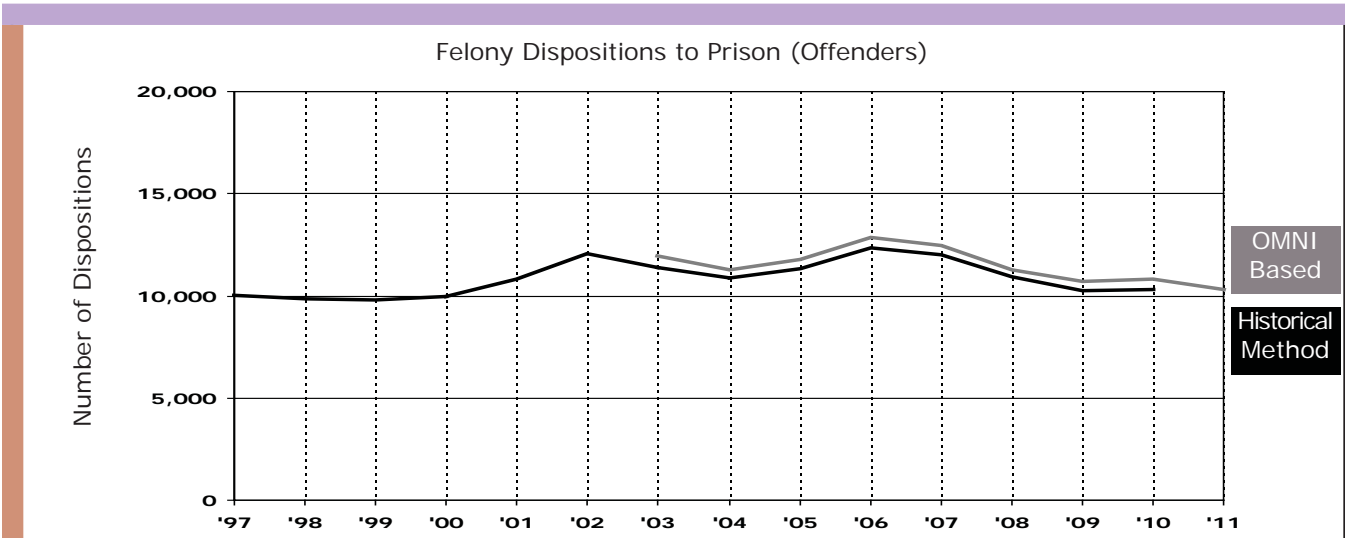
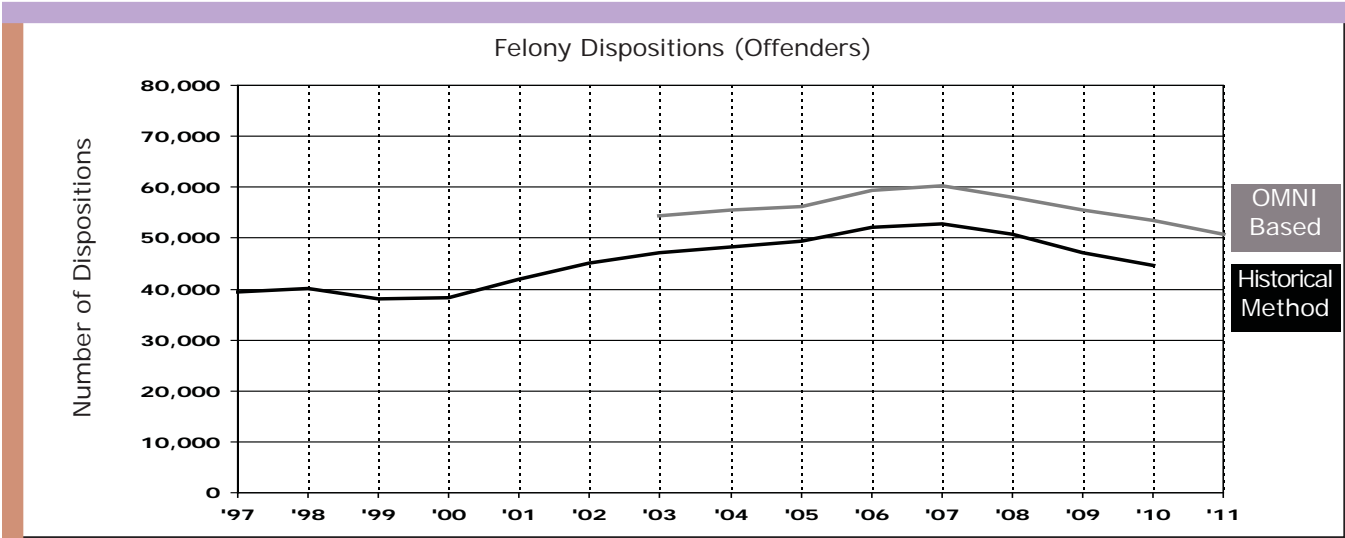
In each chart, the trend lines demonstrate that while the figures are marginally different across the years, the patterns and slopes for the trends over time are nearly identical.

So, this data analysis modernization effort has improved the quality and accuracy of the data while avoiding the introduction of any apparent statistical bias in the historical trend line key indicators beyond nominal limits.

When examining MDOC Court Dispositions data for years prior to 2012, the tables in this Statistical Report Supplement should be used instead of the tables in past annual Statistical Reports.

Multi-Year Historical Data Comparisons: Revised Method vs. Previously Published Statistical Reports

Calendar Years 1997 - 2011



Source: Basic Information Reports (BIR) & OMNI Court Disposition Extracts

Table of Contents

INTRODUCTION (Improved Data Analysis Methodology)	i
TABLE OF CONTENTS	v
COURT DISPOSITIONS (Multi-Year Historical Data Comparisons).....	A- 1
A Statewide Prison Commitment Rates, 2003 - 2011	A- 2
2011 COURT DISPOSITIONS	A-5
Criminal Court Dispositions (Offenders) by FOA Region and County	
A1 - All Offenses	A- 6
A1a - Non-Assaultive Offenses.....	A- 8
A1b - Drug Offenses	A-10
A1c - Assaultive Offenses	A-12
Criminal Court Dispositions by Offense and Type of Disposition	
A2 - All Offenses	A-14
A2a - Non-Assaultive Offenses.....	A-47
A2b - Drug Offenses.....	A-68
A2c - Assaultive Offenses.....	A-72
2010 COURT DISPOSITIONS	A-82
Criminal Court Dispositions (Offenders) by FOA Region and County	
A1 - All Offenses	A-83
A1a - Non-Assaultive Offenses.....	A-85
A1b - Drug Offenses	A-87
A1c - Assaultive Offenses	A-89
Criminal Court Dispositions by Offense and Type of Disposition	
A2 - All Offenses	A-91
A2a - Non-Assaultive Offenses.....	A-123
A2b - Drug Offenses.....	A-143
A2c - Assaultive Offenses.....	A-147
2009 COURT DISPOSITIONS	A-157
Criminal Court Dispositions (Offenders) by FOA Region and County	
A1 - All Offenses	A-158
A1a - Non-Assaultive Offenses.....	A-160
A1b - Drug Offenses	A-162
A1c - Assaultive Offenses	A-164
Criminal Court Dispositions by Offense and Type of Disposition	
A2 - All Offenses	A-166
A2a - Non-Assaultive Offenses.....	A-198
A2b - Drug Offenses.....	A-218
A2c - Assaultive Offenses.....	A-222

2008 COURT DISPOSITIONS	A-232
Criminal Court Dispositions (Offenders) by FOA Region and County	
A1 - All Offenses	A-233
A1a - Non-Assaultive Offenses.....	A-235
A1b - Drug Offenses	A-237
A1c - Assaultive Offenses	A-239
Criminal Court Dispositions by Offense and Type of Disposition	
A2 - All Offenses	A-241
A2a - Non-Assaultive Offenses.....	A-275
A2b - Drug Offenses.....	A-296
A2c - Assaultive Offenses.....	A-300
2007 COURT DISPOSITIONS	A-310
Criminal Court Dispositions (Offenders) by FOA Region and County	
A1 - All Offenses	A-311
A1a - Non-Assaultive Offenses.....	A-313
A1b - Drug Offenses	A-315
A1c - Assaultive Offenses	A-317
Criminal Court Dispositions by Offense and Type of Disposit	
A2 - All Offenses	A-319
A2a - Non-Assaultive Offenses.....	A-352
A2b - Drug Offenses.....	A-372
A2c - Assaultive Offenses.....	A-376
2006 COURT DISPOSITIONS	A-386
Criminal Court Dispositions (Offenders) by FOA Region and County	
A1 - All Offenses	A-387
A1a - Non-Assaultive Offenses.....	A-389
A1b - Drug Offenses	A-391
A1c - Assaultive Offenses	A-393
Criminal Court Dispositions by Offense and Type of Disposition	
A2 - All Offenses	A-395
A2a - Non-Assaultive Offenses.....	A-428
A2b - Drug Offenses.....	A-448
A2c - Assaultive Offenses.....	A-452
2005 COURT DISPOSITIONS	A-462
Criminal Court Dispositions (Offenders) by FOA Region and County	
A1 - All Offenses	A-463
A1a - Non-Assaultive Offenses.....	A-465
A1b - Drug Offenses	A-467
A1c - Assaultive Offenses	A-469
Criminal Court Dispositions by Offense and Type of Disposition	
A2 - All Offenses	A-471
A2a - Non-Assaultive Offenses.....	A-502
A2b - Drug Offenses.....	A-522
A2c - Assaultive Offenses.....	A-526

2004 COURT DISPOSITIONS	A-535
Criminal Court Dispositions (Offenders) by FOA Region and County	
A1 - All Offenses	A-536
A1a - Non-Assaultive Offenses.....	A-538
A1b - Drug Offenses	A-540
A1c - Assaultive Offenses	A-542
Criminal Court Dispositions by Offense and Type of Disposition	
A2 - All Offenses	A-544
A2a - Non-Assaultive Offenses.....	A-576
A2b - Drug Offenses.....	A-596
A2c - Assaultive Offenses.....	A-600
 2003 COURT DISPOSITIONS	 A-610
Criminal Court Dispositions (Offenders) by FOA Region and County	
A1 - All Offenses	A-611
A1a - Non-Assaultive Offenses.....	A-613
A1b - Drug Offenses	A-615
A1c - Assaultive Offenses	A-617
Criminal Court Dispositions by Offense and Type of Disposition	
A2 - All Offenses	A-619
A2a - Non-Assaultive Offenses.....	A-650
A2b - Drug Offenses.....	A-669
A2c - Assaultive Offenses.....	A-673
 APPENDIX	 viii

Court Dispositions



This section contains data on statewide felony court dispositions broken down by offense, sentencing county and type of disposition. Offenders may have committed multiple offenses that the felony courts handle as a single court disposition or sentencing event. Both offender-based data and offense-based data have distinct uses that are not interchangeable, therefore, offender-based data is presented in **A1 Series of Tables**, and offense-specific data is presented in **A2 Series of Tables**.

Tables A and **A1** through **A1c** aggregate multiple offenses and/or disposition (sentencing) dates into offenders. In other words, offenders with multiple offenses and/or multiple dispositions from the same sentencing county during the year were reported as follows:

- Offenses/Dispositions for the same offender that occurred on different days were reported as separate disposition events. (It is possible that these separate events were combination events, as discussed in the next bullet.)

- Offenses/Dispositions for the same offender that occurred on the same day were aggregated together into one disposition event using the following sequence in order to report the most severe details for the disposition event:

- The most severe disposition was reported (e.g., a disposition to prison was reported over a disposition to jail).

- If the dispositions were of equal severity, then the disposition with the longest minimum term was reported.

- If the dispositions and minimum terms were of equal severity, then the disposition with the longest maximum term was reported. (Minimum term is used as the first severity tie-breaker, since it represents the minimum penalty imposed by the judge based on the mitigating/aggravating facts of the offender's current criminal activity, whereas the maximum term represents the Legislature's statutory limitations on judicial discretion for the current criminal activity.)

The **A1 Series of Tables** are based on offenders, so multiple offenses/dispositions for the

same offender are aggregated and reported per the above sequence.

Table A shows the statewide prison commitment rates of offenders for the current year and the previous eight years.

Table A1 shows the court dispositions of offenders broken down by disposition type and by sentencing county within each of the two Field Operations Administration (FOA) regions.

Tables A1a through **A1c** show the information in **Table A1** broken down by major crime categories (i.e., non-assaultive, drug and assaultive offenses).

The **A2 Series of Tables** are based on all offenses, so multiple offenses/dispositions for the same offender are reported individually by offense.

Table A2 shows the court dispositions of offenses broken down by disposition type and offense.

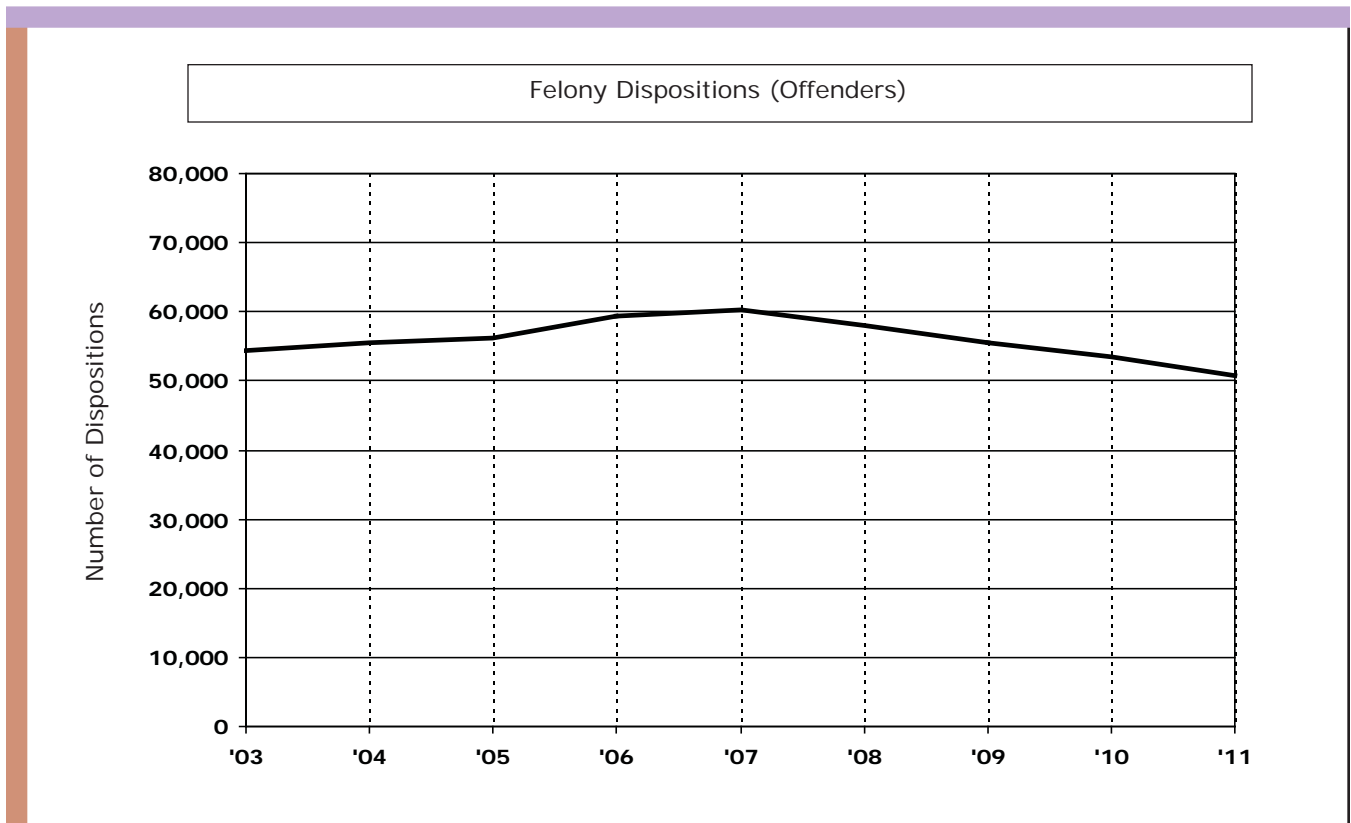
Tables A2a through **A2c** show the information in **Table A2** broken down by major crime categories (i.e., non-assaultive, drug and assaultive offenses).

The crimes in the **A2 Series of Tables** are sorted by Michigan Compiled Law (MCL) numbers and Prosecuting Attorney's Coordinating Council (PACC) codes (the sort order used since 1999). Since this sort order keeps related codes together, similar crimes that have identical maximum penalties are not consolidated. This level of detail provides much richer information, but the reader must be careful to watch for related codes when attempting to examine the frequency and disposition pattern for a particular type of crime. For example, several separate offense codes appear for the crime of first degree criminal sexual conduct (750.520B--) because each code represents a specific characteristic of the offense.

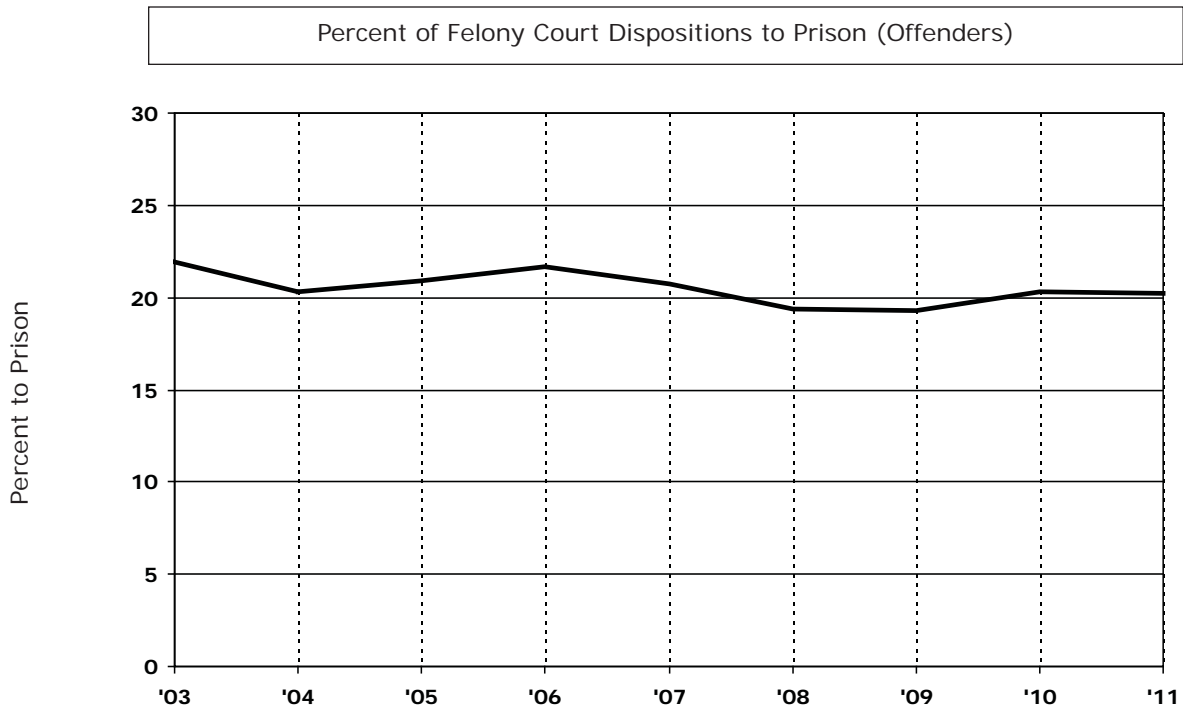
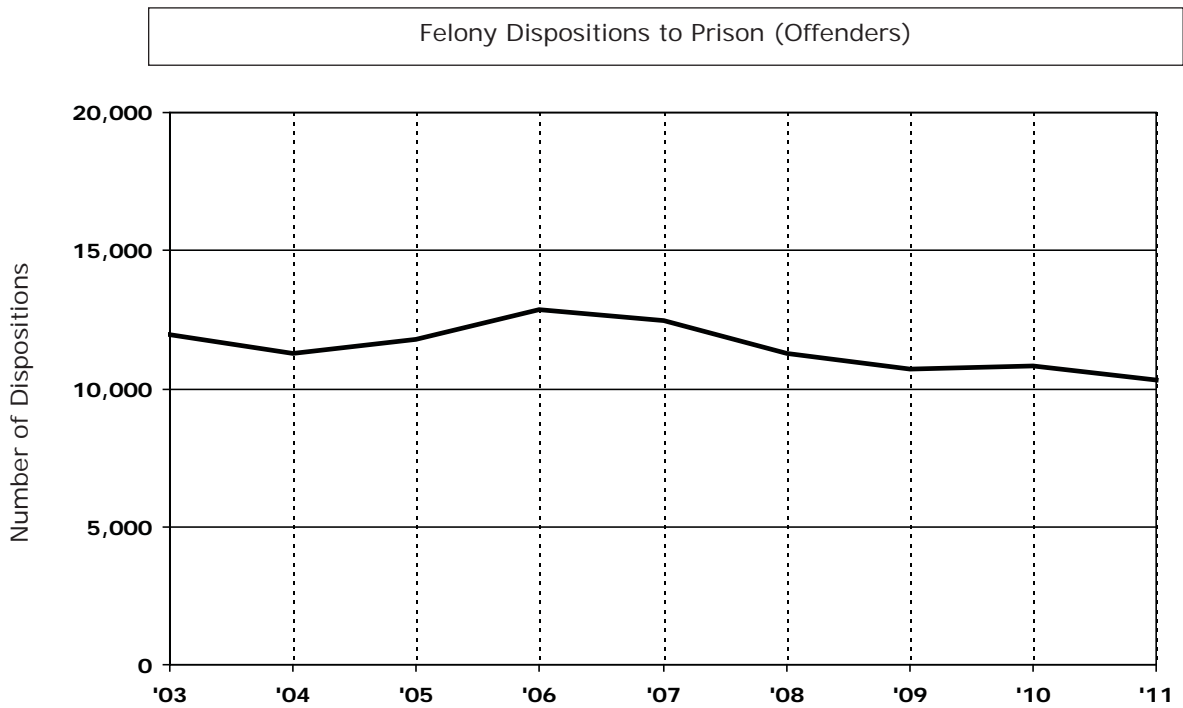
A Statewide Prison Commitment Rates

Calendar Years 2003 - 2011

Year	Felony Dispositions (Offenders)	Felony Dispositions to Prison	Percent of Felony Dispositions to Prison
2003	54,482	11,934	21.9
2004	55,545	11,260	20.3
2005	56,155	11,761	20.9
2006	59,357	12,859	21.7
2007	60,177	12,480	20.7
2008	58,113	11,292	19.4
2009	55,592	10,702	19.3
2010	53,422	10,831	20.3
2011	50,862	10,287	20.2



Source: OMNI Court Disposition Extracts



Source: OMNI Court Disposition Extracts

2011

A1 2011 Criminal Court Dispositions (Offenders) by FOA Region and County — All Offenses

Page 1 of 2

	Total	Prison ¹	Jail	Jail/ Probation ²	Proba- tion ²	Other ³	Percents				
							Prison ¹	Jail	Jail/ Probation ²	Proba- tion ²	Other ³
STATE TOTALS	50,862	10,287	9,742	17,840	12,546	447	20.2	19.1	35.1	24.7	.9
FOA METROPOLITAN REGION TOTALS	22,692	4,219	3,565	5,791	8,956	161	18.6	15.7	25.5	39.5	.7
50 Macomb	4,165	553	753	1,557	1,205	97	13.3	18.1	37.4	28.9	2.3
63 Oakland	5,381	965	1,374	2,123	877	42	17.9	25.5	39.5	16.3	.8
81 Washtenaw	1,203	285	250	284	377	7	23.7	20.8	23.6	31.3	.6
82 Wayne	11,943	2,416	1,188	1,827	6,497	15	20.2	9.9	15.3	54.4	.1
FOA OUTSTATE REGION TOTALS	28,170	6,068	6,177	12,049	3,590	286	21.5	21.9	42.8	12.8	1.0
01 Alcona	54	5	6	32	10	1	9.3	11.1	59.3	18.5	1.9
02 Alger	34	13	7	14			38.2	20.6	41.2		
03 Allegan	374	78	55	220	20	1	20.9	14.7	58.8	5.3	.3
04 Alpena	191	25	42	83	39	2	13.1	22.0	43.5	20.4	1.0
05 Antrim	53	24	1	27	1		45.3	1.9	50.9	1.9	
06 Arenac	70	11	9	35	15		15.7	12.9	50.0	21.4	
07 Baraga	29	10	6	13			34.5	20.7	44.8		
08 Barry	246	35	16	180	14	1	14.2	6.5	73.2	5.7	.4
09 Bay	645	172	93	258	122		26.7	14.4	40.0	18.9	
10 Benzie	20	7		8	5		35.0		40.0	25.0	
11 Berrien	1,318	309	427	462	100	20	23.4	32.4	35.1	7.6	1.5
12 Branch	144	44	27	70	1	2	30.6	18.8	48.6	.7	1.4
13 Calhoun	817	139	272	143	254	9	17.0	33.3	17.5	31.1	1.1
14 Cass	322	91	105	93	33		28.3	32.6	28.9	10.2	
15 Charlevoix	109	20	45	41	2	1	18.3	41.3	37.6	1.8	.9
16 Cheboygan	135	29	29	68	8	1	21.5	21.5	50.4	5.9	.7
17 Chippewa	217	55	53	97	10	2	25.3	24.4	44.7	4.6	.9
18 Clare	200	52	10	85	53		26.0	5.0	42.5	26.5	
19 Clinton	119	22	15	81	1		18.5	12.6	68.1	.8	
20 Crawford	130	24	26	66	12	2	18.5	20.0	50.8	9.2	1.5
21 Delta	112	16	54	40	2		14.3	48.2	35.7	1.8	
22 Dickinson	108	29	10	60	9		26.9	9.3	55.6	8.3	
23 Eaton	423	55	52	280	31	5	13.0	12.3	66.2	7.3	1.2
24 Emmet	171	60	10	92	9		35.1	5.8	53.8	5.3	
25 Genesee	1,689	380	248	666	376	19	22.5	14.7	39.4	22.3	1.1
26 Gladwin	170	36	8	97	29		21.2	4.7	57.1	17.1	
27 Gogebic	38	7	9	19	3		18.4	23.7	50.0	7.9	
28 Grand Traverse	177	81	10	82	4		45.8	5.6	46.3	2.3	
29 Gratiot	193	74	28	88	3		38.3	14.5	45.6	1.6	
30 Hillsdale	91	45	3	38	5		49.5	3.3	41.8	5.5	
31 Houghton	55	11	9	34	1		20.0	16.4	61.8	1.8	
32 Huron	87	15	17	55			17.2	19.5	63.2		
33 Ingham	1,064	177	337	521	22	7	16.6	31.7	49.0	2.1	.7
34 Ionia	291	106	43	140	1	1	36.4	14.8	48.1	.3	.3
35 Iosco	86	17	19	47	3		19.8	22.1	54.7	3.5	
36 Iron	25	7	2	16			28.0	8.0	64.0		
37 Isabella	573	66	93	413	1		11.5	16.2	72.1	.2	
38 Jackson	876	261	118	461	36		29.8	13.5	52.6	4.1	
39 Kalamazoo	2,216	279	840	573	467	57	12.6	37.9	25.9	21.1	2.6
40 Kalkaska	112	24	42	39	5	2	21.4	37.5	34.8	4.5	1.8
41 Kent	3,488	800	944	1,205	487	52	22.9	27.1	34.5	14.0	1.5
42 Keweenaw	4	1		2	1		25.0		50.0	25.0	
43 Lake	55	12	6	36	1		21.8	10.9	65.5	1.8	
44 Lapeer	297	36	75	183	3		12.1	25.3	61.6	1.0	
45 Leelanau	45	18	3	24			40.0	6.7	53.3		
46 Lenawee	290	130	6	111	38	5	44.8	2.1	38.3	13.1	1.7
47 Livingston	838	162	165	378	128	5	19.3	19.7	45.1	15.3	.6
48 Luce	48	17	9	20	2		35.4	18.8	41.7	4.2	

A1 2011 Criminal Court Dispositions (Offenders) by FOA Region and County — All Offenses

Page 2 of 2

	Total	Prison ¹	Jail	Jail/ Probation ²	Proba- tion ²	Other ³	Percents				
							Prison ¹	Jail	Jail/ Probation ²	Proba- tion ²	Other ³
STATE TOTALS	50,862	10,287	9,742	17,840	12,546	447	20.2	19.1	35.1	24.7	.9
(Cont'd.)											
FOA OUTSTATE REGION TOTALS	28,170	6,068	6,177	12,049	3,590	286	21.5	21.9	42.8	12.8	1.0
49 Mackinac	55	5	19	28	3		9.1	34.5	50.9	5.5	
51 Manistee	77	33		35	9		42.9		45.5	11.7	
52 Marquette	232	45	36	104	45	2	19.4	15.5	44.8	19.4	.9
53 Mason	100	22	3	75			22.0	3.0	75.0		
54 Mecosta	241	30	20	186	4	1	12.4	8.3	77.2	1.7	.4
55 Menominee	56	4	24	19	9		7.1	42.9	33.9	16.1	
56 Midland	343	73	29	145	94	2	21.3	8.5	42.3	27.4	.6
57 Missaukee	63	16	2	44	1		25.4	3.2	69.8	1.6	
58 Monroe	616	144	89	373	10		23.4	14.4	60.6	1.6	
59 Montcalm	196	62	36	94	4		31.6	18.4	48.0	2.0	
60 Montmorency	45	6	11	16	12		13.3	24.4	35.6	26.7	
61 Muskegon	1,328	375	183	707	56	7	28.2	13.8	53.2	4.2	.5
62 Newaygo	260	28	48	142	35	7	10.8	18.5	54.6	13.5	2.7
64 Oceana	85	15	18	49	3		17.6	21.2	57.6	3.5	
65 Ogemaw	127	17	32	67	10	1	13.4	25.2	52.8	7.9	.8
66 Ontonagon	10	1	1	8			10.0	10.0	80.0		
67 Osceola	80	10	2	55	10	3	12.5	2.5	68.8	12.5	3.8
68 Oscoda	28	8	3	16	1		28.6	10.7	57.1	3.6	
69 Otsego	113	24	25	52	9	3	21.2	22.1	46.0	8.0	2.7
70 Ottawa	784	75	191	305	171	42	9.6	24.4	38.9	21.8	5.4
71 Presque Isle	58	16	3	29	10		27.6	5.2	50.0	17.2	
72 Roscommon	192	34	34	74	49	1	17.7	17.7	38.5	25.5	.5
73 Saginaw	1,617	463	226	418	497	13	28.6	14.0	25.9	30.7	.8
74 St. Clair	844	130	276	358	78	2	15.4	32.7	42.4	9.2	.2
75 St. Joseph	396	85	134	177			21.5	33.8	44.7		
76 Sanilac	133	15	28	79	9	2	11.3	21.1	59.4	6.8	1.5
77 Schoolcraft	32	6	3	21	2		18.8	9.4	65.6	6.3	
78 Shiawassee	225	59	9	144	13		26.2	4.0	64.0	5.8	
79 Tuscola	369	74	101	152	41	1	20.1	27.4	41.2	11.1	.3
80 Van Buren	418	72	168	139	38	1	17.2	40.2	33.3	9.1	.2
83 Wexford	198	34	19	142		3	17.2	9.6	71.7		1.5

¹ Includes HYTA Prison.

² Includes Delayed and Suspended Sentences, HYTA Probation, and SAI Probation.

³ Includes Restitution, Fines, Costs, Community Service and DHS sentences.

Source: OMNI Court Disposition Extracts

A1a 2011 Criminal Court Dispositions (Offenders) by FOA Region and County — Non-Assaultive Offenses

Page 1 of 2

	Total	Prison ¹	Jail	Jail/ Probation ²	Proba- tion ²	Other ³	Percents				
							Prison ¹	Jail	Jail/ Probation ²	Proba- tion ²	Other ³
STATE TOTALS	25,594	4,702	4,850	9,489	6,336	217	18.4	18.9	37.1	24.8	.8
FOA METROPOLITAN REGION TOTALS	11,576	2,005	1,793	3,123	4,582	73	17.3	15.5	27.0	39.6	.6
50 Macomb	1,657	247	318	634	413	45	14.9	19.2	38.3	24.9	2.7
63 Oakland	3,000	484	741	1,248	512	15	16.1	24.7	41.6	17.1	.5
81 Washtenaw	645	122	139	165	214	5	18.9	21.6	25.6	33.2	.8
82 Wayne	6,274	1,152	595	1,076	3,443	8	18.4	9.5	17.2	54.9	.1
FOA OUTSTATE REGION TOTALS	14,018	2,697	3,057	6,366	1,754	144	19.3	21.8	45.4	12.5	1.0
01 Alcona	28	1	4	21	1	1	3.6	14.3	75.0	3.6	3.6
02 Alger	20	5	3	12			25.0	15.0	60.0		
03 Allegan	142	18	23	93	7	1	12.7	16.2	65.5	4.9	.7
04 Alpena	85	10	19	36	20		11.8	22.4	42.4	23.5	
05 Antrim	33	13	1	18	1		39.4	3.0	54.5	3.0	
06 Arenac	27	2	4	15	6		7.4	14.8	55.6	22.2	
07 Baraga	18	5	3	10			27.8	16.7	55.6		
08 Barry	117	16	4	86	10	1	13.7	3.4	73.5	8.5	.9
09 Bay	309	73	46	123	67		23.6	14.9	39.8	21.7	
10 Benzie	14	5		6	3		35.7		42.9	21.4	
11 Berrien	628	134	194	221	64	15	21.3	30.9	35.2	10.2	2.4
12 Branch	64	17	17	27	1	2	26.6	26.6	42.2	1.6	3.1
13 Calhoun	346	49	131	68	95	3	14.2	37.9	19.7	27.5	.9
14 Cass	134	23	48	51	12		17.2	35.8	38.1	9.0	
15 Charlevoix	40	9	17	12	1	1	22.5	42.5	30.0	2.5	2.5
16 Cheboygan	71	15	21	29	5	1	21.1	29.6	40.8	7.0	1.4
17 Chippewa	96	26	20	48	2		27.1	20.8	50.0	2.1	
18 Clare	107	24	4	53	26		22.4	3.7	49.5	24.3	
19 Clinton	70	10	7	52	1		14.3	10.0	74.3	1.4	
20 Crawford	69	10	15	34	10		14.5	21.7	49.3	14.5	
21 Delta	55	10	16	28	1		18.2	29.1	50.9	1.8	
22 Dickinson	55	11	4	34	6		20.0	7.3	61.8	10.9	
23 Eaton	259	22	39	176	18	4	8.5	15.1	68.0	6.9	1.5
24 Emmet	76	33	4	36	3		43.4	5.3	47.4	3.9	
25 Genesee	921	180	141	393	201	6	19.5	15.3	42.7	21.8	.7
26 Gladwin	97	18	3	63	13		18.6	3.1	64.9	13.4	
27 Gogebic	13	1	3	8	1		7.7	23.1	61.5	7.7	
28 Grand Traverse	93	34	7	50	2		36.6	7.5	53.8	2.2	
29 Gratiot	108	45	13	48	2		41.7	12.0	44.4	1.9	
30 Hillsdale	45	24	1	19	1		53.3	2.2	42.2	2.2	
31 Houghton	35	5	6	24			14.3	17.1	68.6		
32 Huron	44	8	10	26			18.2	22.7	59.1		
33 Ingham	546	69	190	269	14	4	12.6	34.8	49.3	2.6	.7
34 Ionia	158	55	23	79		1	34.8	14.6	50.0		.6
35 Iosco	32	2	7	21	2		6.3	21.9	65.6	6.3	
36 Iron	15	5	2	8			33.3	13.3	53.3		
37 Isabella	255	37	42	176			14.5	16.5	69.0		
38 Jackson	451	112	56	255	28		24.8	12.4	56.5	6.2	
39 Kalamazoo	934	101	368	253	191	21	10.8	39.4	27.1	20.4	2.2
40 Kalkaska	66	14	22	27	3		21.2	33.3	40.9	4.5	
41 Kent	1,836	350	522	681	254	29	19.1	28.4	37.1	13.8	1.6
42 Keweenaw	3	1		2			33.3		66.7		
43 Lake	28	6	4	17	1		21.4	14.3	60.7	3.6	
44 Lapeer	189	23	48	116	2		12.2	25.4	61.4	1.1	
45 Leelanau	26	8	1	17			30.8	3.8	65.4		
46 Lenawee	103	40	5	41	15	2	38.8	4.9	39.8	14.6	1.9
47 Livingston	424	84	73	202	63	2	19.8	17.2	47.6	14.9	.5
48 Luce	17	10	2	5			58.8	11.8	29.4		

A1a 2011 Criminal Court Dispositions (Offenders) by FOA Region and County — Non-Assaultive Offenses

Page 2 of 2

	Total	Prison ¹	Jail	Jail/ Probation ²	Proba- tion ²	Other ³	Percents				
							Prison ¹	Jail	Jail/ Probation ²	Proba- tion ²	Other ³
STATE TOTALS	25,594	4,702	4,850	9,489	6,336	217	18.4	18.9	37.1	24.8	.8
(Cont'd.)											
FOA OUTSTATE REGION TOTALS	14,018	2,697	3,057	6,366	1,754	144	19.3	21.8	45.4	12.5	1.0
49 Mackinac	16	2	4	10			12.5	25.0	62.5		
51 Manistee	43	17		21	5		39.5		48.8	11.6	
52 Marquette	115	27	26	41	20	1	23.5	22.6	35.7	17.4	.9
53 Mason	43	9	1	33			20.9	2.3	76.7		
54 Mecosta	123	15	10	93	4	1	12.2	8.1	75.6	3.3	.8
55 Menominee	32	3	12	9	8		9.4	37.5	28.1	25.0	
56 Midland	182	29	14	89	50		15.9	7.7	48.9	27.5	
57 Missaukee	41	6	2	33			14.6	4.9	80.5		
58 Monroe	341	77	45	210	9		22.6	13.2	61.6	2.6	
59 Montcalm	100	23	27	47	3		23.0	27.0	47.0	3.0	
60 Montmorency	17	3	4	4	6		17.6	23.5	23.5	35.3	
61 Muskegon	604	173	78	321	28	4	28.6	12.9	53.1	4.6	.7
62 Newaygo	164	15	32	88	22	7	9.1	19.5	53.7	13.4	4.3
64 Oceana	41	7	5	28	1		17.1	12.2	68.3	2.4	
65 Ogemaw	76	9	21	42	4		11.8	27.6	55.3	5.3	
66 Ontonagon	7		1	6				14.3	85.7		
67 Osceola	41	4	1	28	6	2	9.8	2.4	68.3	14.6	4.9
68 Oscoda	13	6	1	6			46.2	7.7	46.2		
69 Otsego	56	9	13	29	5		16.1	23.2	51.8	8.9	
70 Ottawa	463	34	100	210	95	24	7.3	21.6	45.4	20.5	5.2
71 Presque Isle	40	8	2	23	7		20.0	5.0	57.5	17.5	
72 Roscommon	111	20	14	48	28	1	18.0	12.6	43.2	25.2	.9
73 Saginaw	769	243	104	208	208	6	31.6	13.5	27.0	27.0	.8
74 St. Clair	458	57	150	217	34		12.4	32.8	47.4	7.4	
75 St. Joseph	128	18	47	63			14.1	36.7	49.2		
76 Sanilac	98	7	23	57	9	2	7.1	23.5	58.2	9.2	2.0
77 Schoolcraft	21	2	2	16	1		9.5	9.5	76.2	4.8	
78 Shiawassee	115	22	6	79	8		19.1	5.2	68.7	7.0	
79 Tuscola	195	46	44	84	20	1	23.6	22.6	43.1	10.3	.5
80 Van Buren	163	16	66	61	20		9.8	40.5	37.4	12.3	
83 Wexford	100	17	9	73		1	17.0	9.0	73.0		1.0

¹ Includes HYTA Prison.

² Includes Delayed and Suspended Sentences, HYTA Probation, and SAI Probation.

³ Includes Restitution, Fines, Costs, Community Service and DHS sentences.

Source: OMNI Court Disposition Extracts

A1b 2011 Criminal Court Dispositions (Offenders) by FOA Region and County — Drug Offenses

Page 1 of 2

	Total	Prison ¹	Jail	Jail/ Probation ²	Proba- tion ²	Other ³	Percents				
							Prison ¹	Jail	Jail/ Probation ²	Proba- tion ²	Other ³
STATE TOTALS	13,141	1,298	2,992	4,816	3,892	143	9.9	22.8	36.6	29.6	1.1
FOA METROPOLITAN REGION TOTALS	5,829	339	1,159	1,553	2,722	56	5.8	19.9	26.6	46.7	1.0
50 Macomb	1,667	54	310	644	621	38	3.2	18.6	38.6	37.3	2.3
63 Oakland	1,231	100	408	491	222	10	8.1	33.1	39.9	18.0	.8
81 Washtenaw	223	30	54	47	91	1	13.5	24.2	21.1	40.8	.4
82 Wayne	2,708	155	387	371	1,788	7	5.7	14.3	13.7	66.0	.3
FOA OUTSTATE REGION TOTALS	7,312	959	1,833	3,263	1,170	87	13.1	25.1	44.6	16.0	1.2
01 Alcona	16	2	2	7	5		12.5	12.5	43.8	31.3	
02 Alger	3	2	1				66.7	33.3			
03 Allegan	140	22	20	86	12		15.7	14.3	61.4	8.6	
04 Alpena	73	8	11	36	16	2	11.0	15.1	49.3	21.9	2.7
05 Antrim	9	3		6			33.3		66.7		
06 Arenac	30	3	3	15	9		10.0	10.0	50.0	30.0	
07 Baraga	3		2	1				66.7	33.3		
08 Barry	81	10	9	59	3		12.3	11.1	72.8	3.7	
09 Bay	167	29	32	72	34		17.4	19.2	43.1	20.4	
10 Benzie	3			1	2				33.3	66.7	
11 Berrien	393	62	151	162	15	3	15.8	38.4	41.2	3.8	.8
12 Branch	52	17	6	29			32.7	11.5	55.8		
13 Calhoun	217	13	66	42	94	2	6.0	30.4	19.4	43.3	.9
14 Cass	123	37	38	30	18		30.1	30.9	24.4	14.6	
15 Charlevoix	51	6	24	20	1		11.8	47.1	39.2	2.0	
16 Cheboygan	48	9	5	33	1		18.8	10.4	68.8	2.1	
17 Chippewa	75	9	23	36	5	2	12.0	30.7	48.0	6.7	2.7
18 Clare	42	8	3	12	19		19.0	7.1	28.6	45.2	
19 Clinton	23	2	2	19			8.7	8.7	82.6		
20 Crawford	42	6	6	28	1	1	14.3	14.3	66.7	2.4	2.4
21 Delta	35	2	27	6			5.7	77.1	17.1		
22 Dickinson	26	8	4	12	2		30.8	15.4	46.2	7.7	
23 Eaton	88	10	7	64	7		11.4	8.0	72.7	8.0	
24 Emmet	56	13	3	39	1		23.2	5.4	69.6	1.8	
25 Genesee	287	17	58	96	113	3	5.9	20.2	33.4	39.4	1.0
26 Gladwin	41	5	5	18	13		12.2	12.2	43.9	31.7	
27 Gogebic	14	1	3	9	1		7.1	21.4	64.3	7.1	
28 Grand Traverse	38	13	1	22	2		34.2	2.6	57.9	5.3	
29 Gratiot	46	8	8	29	1		17.4	17.4	63.0	2.2	
30 Hillsdale	29	9	2	17	1		31.0	6.9	58.6	3.4	
31 Houghton	6		1	5				16.7	83.3		
32 Huron	23	2	2	19			8.7	8.7	82.6		
33 Ingham	227	19	62	137	6	3	8.4	27.3	60.4	2.6	1.3
34 Ionia	69	14	11	43	1		20.3	15.9	62.3	1.4	
35 Iosco	31	4	9	18			12.9	29.0	58.1		
36 Iron	2			2					100.0		
37 Isabella	196	9	35	151	1		4.6	17.9	77.0	.5	
38 Jackson	209	63	32	110	4		30.1	15.3	52.6	1.9	
39 Kalamazoo	844	77	329	219	190	29	9.1	39.0	25.9	22.5	3.4
40 Kalkaska	24	4	12	6	1	1	16.7	50.0	25.0	4.2	4.2
41 Kent	739	89	241	252	147	10	12.0	32.6	34.1	19.9	1.4
42 Keweenaw	0										
43 Lake	15	1	2	12			6.7	13.3	80.0		
44 Lapeer	55	1	16	38			1.8	29.1	69.1		
45 Leelanau	4	2	1	1			50.0	25.0	25.0		
46 Lenawee	70	21	1	34	13	1	30.0	1.4	48.6	18.6	1.4
47 Livingston	236	24	56	104	50	2	10.2	23.7	44.1	21.2	.8
48 Luce	21	4	5	11	1		19.0	23.8	52.4	4.8	

A1b 2011 Criminal Court Dispositions (Offenders) by FOA Region and County — Drug Offenses

Page 2 of 2

	Total	Prison ¹	Jail	Jail/ Probation ²	Proba- tion ²	Other ³	Percents				
							Prison ¹	Jail	Jail/ Probation ²	Proba- tion ²	Other ³
STATE TOTALS	13,141	1,298	2,992	4,816	3,892	143	9.9	22.8	36.6	29.6	1.1
(Cont'd.)											
FOA OUTSTATE REGION TOTALS	7,312	959	1,833	3,263	1,170	87	13.1	25.1	44.6	16.0	1.2
49 Mackinac	29	1	12	14	2		3.4	41.4	48.3	6.9	
51 Manistee	6	1		3	2		16.7		50.0	33.3	
52 Marquette	67	3	4	42	18		4.5	6.0	62.7	26.9	
53 Mason	28	5	1	22			17.9	3.6	78.6		
54 Mecosta	60	2	8	50			3.3	13.3	83.3		
55 Menominee	17		9	7	1			52.9	41.2	5.9	
56 Midland	75	15	3	24	31	2	20.0	4.0	32.0	41.3	2.7
57 Missaukee	2			2					100.0		
58 Monroe	153	28	23	101	1		18.3	15.0	66.0	.7	
59 Montcalm	33	11	1	21			33.3	3.0	63.6		
60 Montmorency	11		2	5	4			18.2	45.5	36.4	
61 Muskegon	353	51	57	220	22	3	14.4	16.1	62.3	6.2	.8
62 Newaygo	48	1	6	30	11		2.1	12.5	62.5	22.9	
64 Oceana	20		9	10	1			45.0	50.0	5.0	
65 Ogemaw	32	1	7	17	6	1	3.1	21.9	53.1	18.8	3.1
66 Ontonagon	2			2					100.0		
67 Osceola	24	2		18	3	1	8.3		75.0	12.5	4.2
68 Oscoda	10	1	1	7	1		10.0	10.0	70.0	10.0	
69 Otsego	39	6	8	19	3	3	15.4	20.5	48.7	7.7	7.7
70 Ottawa	154	7	45	44	46	12	4.5	29.2	28.6	29.9	7.8
71 Presque Isle	5		1	2	2			20.0	40.0	40.0	
72 Roscommon	51	7	12	17	15		13.7	23.5	33.3	29.4	
73 Saginaw	328	35	67	72	151	3	10.7	20.4	22.0	46.0	.9
74 St. Clair	216	15	77	90	34		6.9	35.6	41.7	15.7	
75 St. Joseph	176	48	47	81			27.3	26.7	46.0		
76 Sanilac	10		2	8				20.0	80.0		
77 Schoolcraft	2			2					100.0		
78 Shiawassee	60	11	1	45	3		18.3	1.7	75.0	5.0	
79 Tuscola	73	7	25	30	11		9.6	34.2	41.1	15.1	
80 Van Buren	153	26	63	51	12	1	17.0	41.2	33.3	7.8	.7
83 Wexford	53	7	5	39		2	13.2	9.4	73.6		3.8

¹ Includes HYTA Prison.

² Includes Delayed and Suspended Sentences, HYTA Probation, and SAI Probation.

³ Includes Restitution, Fines, Costs, Community Service and DHS sentences.

Source: OMNI Court Disposition Extracts

A1c 2011 Criminal Court Dispositions (Offenders) by FOA Region and County — Assaultive Offenses

Page 1 of 2

	Total	Prison ¹	Jail	Jail/ Probation ²	Probation ²	Other ³	Percents				
							Prison ¹	Jail	Jail/ Probation ²	Probation ²	Other ³
STATE TOTALS	12,127	4,287	1,900	3,535	2,318	87	35.4	15.7	29.1	19.1	.7
FOA METROPOLITAN REGION TOTALS	5,287	1,875	613	1,115	1,652	32	35.5	11.6	21.1	31.2	.6
50 Macomb	841	252	125	279	171	14	30.0	14.9	33.2	20.3	1.7
63 Oakland	1,150	381	225	384	143	17	33.1	19.6	33.4	12.4	1.5
81 Washtenaw	335	133	57	72	72	1	39.7	17.0	21.5	21.5	.3
82 Wayne	2,961	1,109	206	380	1,266		37.5	7.0	12.8	42.8	
FOA OUTSTATE REGION TOTALS	6,840	2,412	1,287	2,420	666	55	35.3	18.8	35.4	9.7	.8
01 Alcona	10	2		4	4		20.0		40.0	40.0	
02 Alger	11	6	3	2			54.5	27.3	18.2		
03 Allegan	92	38	12	41	1		41.3	13.0	44.6	1.1	
04 Alpena	33	7	12	11	3		21.2	36.4	33.3	9.1	
05 Antrim	11	8		3			72.7		27.3		
06 Arenac	13	6	2	5			46.2	15.4	38.5		
07 Baraga	8	5	1	2			62.5	12.5	25.0		
08 Barry	48	9	3	35	1		18.8	6.3	72.9	2.1	
09 Bay	169	70	15	63	21		41.4	8.9	37.3	12.4	
10 Benzie	3	2		1			66.7		33.3		
11 Berrien	297	113	82	79	21	2	38.0	27.6	26.6	7.1	.7
12 Branch	28	10	4	14			35.7	14.3	50.0		
13 Calhoun	254	77	75	33	65	4	30.3	29.5	13.0	25.6	1.6
14 Cass	65	31	19	12	3		47.7	29.2	18.5	4.6	
15 Charlevoix	18	5	4	9			27.8	22.2	50.0		
16 Cheboygan	16	5	3	6	2		31.3	18.8	37.5	12.5	
17 Chippewa	46	20	10	13	3		43.5	21.7	28.3	6.5	
18 Clare	51	20	3	20	8		39.2	5.9	39.2	15.7	
19 Clinton	26	10	6	10			38.5	23.1	38.5		
20 Crawford	19	8	5	4	1	1	42.1	26.3	21.1	5.3	5.3
21 Delta	22	4	11	6	1		18.2	50.0	27.3	4.5	
22 Dickinson	27	10	2	14	1		37.0	7.4	51.9	3.7	
23 Eaton	76	23	6	40	6	1	30.3	7.9	52.6	7.9	1.3
24 Emmet	39	14	3	17	5		35.9	7.7	43.6	12.8	
25 Genesee	481	183	49	177	62	10	38.0	10.2	36.8	12.9	2.1
26 Gladwin	32	13		16	3		40.6		50.0	9.4	
27 Gogebic	11	5	3	2	1		45.5	27.3	18.2	9.1	
28 Grand Traverse	46	34	2	10			73.9	4.3	21.7		
29 Gratiot	39	21	7	11			53.8	17.9	28.2		
30 Hillsdale	17	12		2	3		70.6		11.8	17.6	
31 Houghton	14	6	2	5	1		42.9	14.3	35.7	7.1	
32 Huron	20	5	5	10			25.0	25.0	50.0		
33 Ingham	291	89	85	115	2		30.6	29.2	39.5	.7	
34 Ionia	64	37	9	18			57.8	14.1	28.1		
35 Iosco	23	11	3	8	1		47.8	13.0	34.8	4.3	
36 Iron	8	2		6			25.0		75.0		
37 Isabella	122	20	16	86			16.4	13.1	70.5		
38 Jackson	216	86	30	96	4		39.8	13.9	44.4	1.9	
39 Kalamazoo	438	101	143	101	86	7	23.1	32.6	23.1	19.6	1.6
40 Kalkaska	22	6	8	6	1	1	27.3	36.4	27.3	4.5	4.5
41 Kent	913	361	181	272	86	13	39.5	19.8	29.8	9.4	1.4
42 Keweenaw	1				1					100.0	
43 Lake	12	5		7			41.7		58.3		
44 Lapeer	53	12	11	29	1		22.6	20.8	54.7	1.9	
45 Leelanau	15	8	1	6			53.3	6.7	40.0		
46 Lenawee	117	69		36	10	2	59.0		30.8	8.5	1.7
47 Livingston	178	54	36	72	15	1	30.3	20.2	40.4	8.4	.6
48 Luce	10	3	2	4	1		30.0	20.0	40.0	10.0	

A1c 2011 Criminal Court Dispositions (Offenders) by FOA Region and County — Assaultive Offenses

Page 2 of 2

	Total	Prison ¹	Jail	Jail/ Probation ²	Proba- tion ²	Other ³	Percents				
							Prison ¹	Jail	Jail/ Probation ²	Proba- tion ²	Other ³
STATE TOTALS	12,127	4,287	1,900	3,535	2,318	87	35.4	15.7	29.1	19.1	.7
(Cont'd.)											
FOA OUTSTATE REGION TOTALS	6,840	2,412	1,287	2,420	666	55	35.3	18.8	35.4	9.7	.8
49 Mackinac	10	2	3	4	1		20.0	30.0	40.0	10.0	
51 Manistee	28	15		11	2		53.6		39.3	7.1	
52 Marquette	50	15	6	21	7	1	30.0	12.0	42.0	14.0	2.0
53 Mason	29	8	1	20			27.6	3.4	69.0		
54 Mecosta	58	13	2	43			22.4	3.4	74.1		
55 Menominee	7	1	3	3			14.3	42.9	42.9		
56 Midland	86	29	12	32	13		33.7	14.0	37.2	15.1	
57 Missaukee	20	10		9	1		50.0		45.0	5.0	
58 Monroe	122	39	21	62			32.0	17.2	50.8		
59 Montcalm	63	28	8	26	1		44.4	12.7	41.3	1.6	
60 Montmorency	17	3	5	7	2		17.6	29.4	41.2	11.8	
61 Muskegon	371	151	48	166	6		40.7	12.9	44.7	1.6	
62 Newaygo	48	12	10	24	2		25.0	20.8	50.0	4.2	
64 Oceana	24	8	4	11	1		33.3	16.7	45.8	4.2	
65 Ogemaw	19	7	4	8			36.8	21.1	42.1		
66 Ontonagon	1	1					100.0				
67 Osceola	15	4	1	9	1		26.7	6.7	60.0	6.7	
68 Oscoda	5	1	1	3			20.0	20.0	60.0		
69 Otsego	18	9	4	4	1		50.0	22.2	22.2	5.6	
70 Ottawa	167	34	46	51	30	6	20.4	27.5	30.5	18.0	3.6
71 Presque Isle	13	8		4	1		61.5		30.8	7.7	
72 Roscommon	30	7	8	9	6		23.3	26.7	30.0	20.0	
73 Saginaw	520	185	55	138	138	4	35.6	10.6	26.5	26.5	.8
74 St. Clair	170	58	49	51	10	2	34.1	28.8	30.0	5.9	1.2
75 St. Joseph	92	19	40	33			20.7	43.5	35.9		
76 Sanilac	25	8	3	14			32.0	12.0	56.0		
77 Schoolcraft	9	4	1	3	1		44.4	11.1	33.3	11.1	
78 Shiawassee	50	26	2	20	2		52.0	4.0	40.0	4.0	
79 Tuscola	101	21	32	38	10		20.8	31.7	37.6	9.9	
80 Van Buren	102	30	39	27	6		29.4	38.2	26.5	5.9	
83 Wexford	45	10	5	30			22.2	11.1	66.7		

¹ Includes HYTA Prison.

² Includes Delayed and Suspended Sentences, HYTA Probation, and SAI Probation.

³ Includes Restitution, Fines, Costs, Community Service and DHS sentences.

Source: OMNI Court Disposition Extracts

A2

2011 Criminal Court Dispositions by Offense and Type of Disposition — All Offenses

Page 1 of 33

			DISPOSITIONS					
Compiled Laws	Offense	Max. Penalty	Total	Prison ¹	Jail	Jail/ Probation ²	Probation ²	Other ³
GRAND TOTAL			75,690	18,397	16,133	23,779	16,594	787
%				24%	21%	32%	22%	1%
VIOLATIONS			68,945	17,886	14,584	21,718	14,049	708
ATTEMPTS			6,745	511	1,549	2,061	2,545	79
28.243A	Fingerprinting - Refusal	MISD ATTEMPTS	4		4			
28.2931	State ID Card - False Application	5 ATTEMPTS	3	1	2			
28.2951A-A	State ID Card - Alter/Forge/Use to Commit Felony	10 ATTEMPTS	4	1	1	2		
28.2951B-A	State ID Card - Alter/Forge/Use to Commit Felony or Misdemeanor	5 ATTEMPTS	8	4	1	3		
28.2952-A	State ID Card - Alter/Forge Intent to Deliver/Posess 2 or More	5 ATTEMPTS	1		1			
28.425B3	Weapons - Pistols, False Info on CCW Permit	4 ATTEMPTS	1			1		
28.425K2A	Weapons - Pistols, Carrying Concealed While Under the Influence	MISD ATTEMPTS	2			1	1	
28.5953-A	State ID Card - Counterfeit/Forged, Possession	MISD ATTEMPTS	2			1	1	
28.729	Sex Offender - Fail to Register	4 ATTEMPTS	411	75	178	108	39	11
28.7291A	Sex Offender - Fail to Register	4 ATTEMPTS	123	3	64	27	23	6
28.7291B	Sex Offender - Fail to Register, 2nd Offense	4 ATTEMPTS	10		5	5		
28.7291C	Sex Offender - Fail to Register, 3rd Offense	7 ATTEMPTS	10	1	6	2	1	
28.7292	Sex Offenders - Failure to Comply w/ Duties	7 ATTEMPTS	49	19	18	8	3	1
28.7292C	Sex Offender - Fail to Report, 3rd Offense	10 ATTEMPTS	15	6	6	3		
28.7293	Sex Offenders - Failure to Comply w/ Duties	MISD ATTEMPTS	48	2	30	6	7	3
28.7293C	Sex Offender - Fail to Report, 3rd Offense	4 ATTEMPTS	2		1		1	
28.7294	Sex Offender - Fail to Sign Registration	4 ATTEMPTS	22	5	9	7	1	
28.7294B	Sex Offender - Fail to Sign Registration	MISD ATTEMPTS	2		1	1		
28.7294C	Sex Offenders - Refusing/Failing to Pay Registration Fee	MISD ATTEMPTS	5		2	2	1	
28.7295A	Sex Offenders - Refusing/Failing to Pay Registration Fee	MISD ATTEMPTS	2		1		1	
28.7295B	Sex Offenders - Failure to Comply w/ Reporting Duties - 2nd Offense	MISD ATTEMPTS	13	1	9	2	1	
28.7352A	Student Safety Zone - Residency Violation	MISD ATTEMPTS	7		5	2		
28.7352B	Student Safety Zone - Residency Violation - 2nd Offense	2 ATTEMPTS	2		1	1		
28.7541	False Report of Child Abduction	4 ATTEMPTS	1	1				
52.204	Dead Bodies - Removing w/o Medical Examiner Permission	MISD ATTEMPTS	4		4			
125.14471B1	Housing - MSHDA - False Pretenses, \$200 - <\$1K	MISD ATTEMPTS	1				1	
125.14471D1	Housing - MSHDA - False Pretenses, Over \$100	10 ATTEMPTS	3			2	1	
125.1523	State Construction Code Violation	MISD ATTEMPTS	1				1	

NOTE: Be sure to check for related offense codes when examining a particular type of crime. They may or may not be in sequential order or even on the same page. Offenders may have multiple dispositions.

2011 Criminal Court Dispositions by Offense and Type of Disposition — All Offenses

			DISPOSITIONS					
Compiled Laws	Offense	Max. Penalty	Total	Prison ¹	Jail	Jail/ Probation ²	Probation ²	Other ³
		GRAND TOTAL	75,690	18,397	16,133	23,779	16,594	787
		%		24%	21%	32%	22%	1%
		VIOLATIONS	68,945	17,886	14,584	21,718	14,049	708
		ATTEMPTS	6,745	511	1,549	2,061	2,545	79
168.933	Election Law - Swear Falsely to Register/Vote	5 ATTEMPTS	3				3	
205.271A	Taxes - Fail to File/False Return	5 ATTEMPTS	14	4		4	6	
205.274	Taxes - General Violations	MISD ATTEMPTS	1				1	
205.4282	Tobacco Products Tax Act Violation Felony	5 ATTEMPTS	2		1		3	1
205.4283	Tobacco Products Tax Act Violations Misdemeanor	1 ATTEMPTS	2		1			1
205.4284	Tobacco Products Tax Act Violations	MISD ATTEMPTS	1				1	
205.4286	Tobacco Products Tax Act Unauthorized Tax Stamps	10 ATTEMPTS	1	1		1		
257.215	Operating - Unregistered Vehicle	MISD ATTEMPTS	1		2	1	1	1
257.226A	Improper Use of License Plates	MISD ATTEMPTS	5					
257.233	Temporary Registration Plate Violations	MISD ATTEMPTS	1			1		
257.233A6	Motor Vehicles - Odometer Tampering	5 ATTEMPTS	2		1	1		
257.239	Motor Vehicles - Fail to Endorse/Deliver to Transferee	MISD ATTEMPTS	2				2	
257.248	Motor Vehicle Code - Dealer Failure to Maintain Records	MISD ATTEMPTS	2				2	
257.2511	Motor Vehicle Code - Dealer Failure to Maintain Records	MISD ATTEMPTS	1				1	
257.2513	Motor Vehicle Code - Dealer Statement to Buyer	MISD ATTEMPTS	2				2	
257.254	Motor Vehicle Code - Intent to Pass False Title	10 ATTEMPTS	29	2	5	11	11	
257.256	License Plate/Registration/Title Unlawful Use	MISD ATTEMPTS	9	1	1	2	5	
257.257	License Documents/Plates - Forgery	5 ATTEMPTS	43		28	5	7	3
257.2572	License Documents/Plates - Forgery - 2nd Offense	7 ATTEMPTS	60	4	18	16	21	1
257.301	Operating - No/Multiple Licenses	MISD ATTEMPTS	15		6	1	4	4
257.31010	Driver's License - Forged, Possession	MISD ATTEMPTS	1			1		
257.3103A	Driver's License - Forgery/Use to Commit >= 1 Yr Offense	VAR ATTEMPTS	30		23	3	4	
257.3107A	Driver's License - Forge w/ Intent to Commit Crime Max 10 Yrs+	10 ATTEMPTS	3		2		1	
257.3107B	Driver's License - Forge w/ Intent to Commit Crime Max 6mos-<10 yrs	5 ATTEMPTS	1			1		
			7	3	2	1	1	
			9	1	2	2	4	

NOTE: Be sure to check for related offense codes when examining a particular type of crime. They may or may not be in sequential order or even on the same page. Offenders may have multiple dispositions.

2011 Criminal Court Dispositions by Offense and Type of Disposition — All Offenses

			DISPOSITIONS					
Compiled Laws	Offense	Max. Penalty	Total	Prison ¹	Jail	Jail/ Probation ²	Probation ²	Other ³
GRAND TOTAL			75,690	18,397	16,133	23,779	16,594	787
%				24%	21%	32%	22%	1%
VIOLATIONS			68,945	17,886	14,584	21,718	14,049	708
ATTEMPTS			6,745	511	1,549	2,061	2,545	79
257.3109	Driver's License - Forged, Possession of 2 or More	5 ATTEMPTS	3	1	1		1	
257.311	Operate w/o License	MISD ATTEMPTS	35 1		17	8	6 1	4
257.312	Operate w/ Restricted License	MISD ATTEMPTS	32		21	7	3	1
257.312A	Operating - Motorcycles/Mopeds w/o Indorsement	MISD ATTEMPTS	3		3			
257.324	Operate w/ Forged/Altered License/ False ID	MISD ATTEMPTS	64	1	46	11	5	1
257.326	Operate - Owner Permitting Another to Violate Motor Vehicle	MISD ATTEMPTS	1				1	
257.328	Motor Vehicle Code - Producing False Evidence of Insurance	MISD ATTEMPTS	19		3	2	11	3
257.3291	Insurance Certificates - Possess/ Sale of Stolen/Counterfeit	5 ATTEMPTS	23 8		3 1	8	11 7	1
257.3292	Ins. Certificates - Possess/Sale Stolen/ Counterfeit - 2nd Offense	7 ATTEMPTS	1				1	
257.601B2	Moving Violation - Injury in Work Zone	1 ATTEMPTS	1		1			
257.601C2	Moving Violation - Injury to Operator of Implement of Husbandry	1 ATTEMPTS	2			1		1
257.601D1	Moving Violation - Causing Death	MISD ATTEMPTS	2				1	1
257.602	Police Officer - Refuse to Obey Traffic Order	MISD ATTEMPTS	5		1	1	3	
257.602A	Police Officer - Flee (Vehicle Code)	15 ATTEMPTS	1	1				
257.602A2	Police Officer - Flee - 4th Degree (Vehicle Code)	2 ATTEMPTS	317 36	35	105 9	116 13	58 11	3 3
257.602A3	Police Officer - Flee - 3rd Degree (Vehicle Code)	4 ATTEMPTS	2			1	1	
257.602A3-A	Police Officer - Flee - 3rd Degree (Vehicle Code)	5 ATTEMPTS	713 21	227 2	145 6	203 3	135 8	3 2
257.602A4-A	Police Officer - Flee - 2nd Degree (Vehicle Code)	10 ATTEMPTS	86	50	13	16	6	1
257.602A5	Police Officer - Flee - 1st Degree (Vehicle Code)	15 ATTEMPTS	3	3				
257.617	Fail to Stop at Accident - Serious Impairment/Death	5 ATTEMPTS	40 1	16	6	12 1	6	
257.6173	Fail to Stop at Accident - At Fault Death Result	15 ATTEMPTS	16	13		3		
257.617A	Fail to Stop at Personal Injury Accident	1 ATTEMPTS	24		10	5	9	
257.618	Fail to Stop at Property Damage Accident (Attended Vehicle)	MISD ATTEMPTS	44		21	16	6	1
257.620	Fail to Stop after Collision	MISD ATTEMPTS	35		21	6	6	2

NOTE: Be sure to check for related offense codes when examining a particular type of crime. They may or may not be in sequential order or even on the same page. Offenders may have multiple dispositions.

A2

2011 Criminal Court Dispositions by Offense and Type of Disposition — All Offenses

Page 4 of 33

			DISPOSITIONS					
Compiled Laws	Offense	Max. Penalty	Total	Prison ¹	Jail	Jail/ Probation ²	Probation ²	Other ³
GRAND TOTAL			75,690	18,397	16,133	23,779	16,594	787
%				24%	21%	32%	22%	1%
VIOLATIONS			68,945	17,886	14,584	21,718	14,049	708
ATTEMPTS			6,745	511	1,549	2,061	2,545	79
257.621	Failure to Report Accident to Fixtures	MISD	6		3	3		
		ATTEMPTS						
257.622	Fail to Report Accident	MISD	8	1	5	1	1	
		ATTEMPTS						
257.624A	Alcohol - Open Container in Vehicle	MISD	105		68	23	7	7
		ATTEMPTS						
257.624B1	Alcohol - Possession By Minor in Motor Vehicle	MISD	1		1			
		ATTEMPTS						
257.625	Operating Vehicle Intoxicated	15	1		1			
		ATTEMPTS						
257.6251	Operating Vehicle Intoxicated	15	1		1			
		ATTEMPTS						
257.6251-A	Operating Vehicle Intoxicated	MISD	386	1	184	108	82	11
		ATTEMPTS	5			1	4	
257.62510B	Operating Vehicle Intoxicated - 2nd Offense	1	8		2	4	2	
		ATTEMPTS						
257.62510C	Operating Vehicle Intoxicated - 3rd Offense	1	12	1	2	6	3	
		ATTEMPTS						
257.6251C	Operating Vehicle Intoxicated, High Blood Alcohol	MISD	61		26	14	20	1
		ATTEMPTS						
257.6252-A	Operating Vehicle Intoxicated	MISD	1		1			
		ATTEMPTS						
257.6253A	Operate - Impaired	MISD	107	1	47	24	26	9
		ATTEMPTS	4				4	
257.6254	Operating Vehicle Intoxicated, Causing Death	15	59	46	3	6	4	
		ATTEMPTS	1	1				
257.6254A	Operating Vehicle Intoxicated, Causing Death	15	3	3				
		ATTEMPTS						
257.6255-A	Operating Vehicle Intoxicated, Causing Serious Injury	5	139	55	5	60	19	
		ATTEMPTS	3	1		2		
257.6256-A	Minor Operating Vehicle, w/ Any Blood Alcohol Content	MISD	7		2	3	1	1
		ATTEMPTS						
257.6256B	Operating Vehicle Intoxicated, Contr. Sub. - 2nd Offense	1	258	2	81	129	44	2
		ATTEMPTS	2			2		
257.6256D	Operating Vehicle Intoxicated, Contr. Sub. - 3rd Offense	5	3,176	625	271	2,098	179	3
		ATTEMPTS	6	1	1	4		
257.6257A1	Operating Vehicle Intoxicated, w/ Occupant <16	1	39	1	16	13	8	1
		ATTEMPTS						
257.6257A2	Operating Vehicle Intoxicated, w/ Occupant <16 - 2nd+ Offense	5	83	9	4	66	4	
		ATTEMPTS						
257.6257B1	Operating Vehicle Intoxicated, Minor w/ Any BAC, Occupant <16	MISD	1			1		
		ATTEMPTS						
257.6258	Operating Vehicle, w/ Presence of Controlled Substance	MISD	52		24	15	11	2
		ATTEMPTS						
257.6259C	Allow Intoxicated Person to Operate, Cause Serious Injury	2	1			1		
		ATTEMPTS						
257.625B	OUIL	5	2		1	1		
		ATTEMPTS						

NOTE: Be sure to check for related offense codes when examining a particular type of crime. They may or may not be in sequential order or even on the same page. Offenders may have multiple dispositions.

2011 Criminal Court Dispositions by Offense and Type of Disposition — All Offenses

			DISPOSITIONS					
Compiled Laws	Offense	Max. Penalty	Total	Prison ¹	Jail	Jail/ Probation ²	Probation ²	Other ³
GRAND TOTAL			75,690	18,397	16,133	23,779	16,594	787
%				24%	21%	32%	22%	1%
VIOLATIONS			68,945	17,886	14,584	21,718	14,049	708
ATTEMPTS			6,745	511	1,549	2,061	2,545	79
257.625L	Ignition Interlock Device - Violations	MISD	1		1			
		ATTEMPTS						
257.626	Driving - Reckless	MISD	68		31	6	24	7
		ATTEMPTS						
257.6263	Driving - Reckless - Causing Serious Impairment of Body Function	5	7	5		2		
		ATTEMPTS	1		1			
257.6264	Driving - Reckless - Causing Death	15	4	4				
		ATTEMPTS	1			1		
257.626C	Driving - Felonious	2	12	5	1	4	2	
		ATTEMPTS	2			1	1	
257.653A3	Emergency Vehicle - Careless Passing Injury Result	2	1				1	
		ATTEMPTS						
257.653A4	Emergency Vehicle - Careless Passing Death Result	15	1	1				
		ATTEMPTS						
257.903	Motor Vehicle Code, False Certification	5	6	1	2		3	
		ATTEMPTS	2				2	
257.904	Operate - License Suspended/Revoked/Denied	15	9		5	2	2	
		ATTEMPTS	1			1		
257.9041B	Operate - Allow Suspended/Revoked/Denied to Operate	MISD	570	1	344	132	72	21
		ATTEMPTS						
257.9041C	Operate - Allow Suspended/Revoked/Denied to Operate - 2nd+ Offense	1	722	7	515	124	58	18
		ATTEMPTS	2		1		1	
257.9042-A	Motor Vehicles - Allowing Suspended Person to Operate	MISD	1			1		
		ATTEMPTS						
257.9044	Operate - License Susp./Rev./Denied, Causing Death	15	17	15		2		
		ATTEMPTS	2				2	
257.9045	Operate - License Susp./Rev./Denied, Causing Serious Injury	5	30	11	5	8	6	
		ATTEMPTS	1			1		
257.904A	Operating - No License for 3 Years	MISD	1		1			
		ATTEMPTS						
259.80F2	Airports - Possessing Weapon in Sterile Area	MISD	3		1		2	
		ATTEMPTS	1				1	
287.3232	Dangerous Animal, Causing Serious Injury	4	7		1	3	3	
		ATTEMPTS						
289.51072	Food Law - Felony Violations	4						
		ATTEMPTS	1		1			
324.1608	Resist/Obstruct Conservation Officers	2	3		2	1		
		ATTEMPTS						
324.21112	Underground Storage Tank Regulatory Violations	MISD	3				3	
		ATTEMPTS						
324.31152A	Water Resources Protection Violation	2	1				1	
		ATTEMPTS	1		1			
324.325101	Great Lakes - Altering Water/Land w/o Approval	1	1				1	
		ATTEMPTS						
324.401183	Wildlife Conservation Part - Taking Deer/Bear/Turkeys	MISD	2			2		
		ATTEMPTS						
324.43521	Hunting/Fishing w/o License	MISD	1		1			
		ATTEMPTS						

NOTE: Be sure to check for related offense codes when examining a particular type of crime. They may or may not be in sequential order or even on the same page. Offenders may have multiple dispositions.

A2

2011 Criminal Court Dispositions by Offense and Type of Disposition — All Offenses

Page 6 of 33

			DISPOSITIONS					
Compiled Laws	Offense	Max. Penalty	Total	Prison ¹	Jail	Jail/ Probation ²	Probation ²	Other ³
GRAND TOTAL			75,690	18,397	16,133	23,779	16,594	787
%				24%	21%	32%	22%	1%
VIOLATIONS			68,945	17,886	14,584	21,718	14,049	708
ATTEMPTS			6,745	511	1,549	2,061	2,545	79
324.435261	Hunting & Fishing License Part - Hunting Deer w/o License	MISD ATTEMPTS	2		2			
324.48702A-A	Sports Fishing - Obstructing or Interfering	MISD ATTEMPTS	1				1	
324.731021	Trespass, Recreational	MISD ATTEMPTS	1		1			
324.731022	Trespass, Recreational	MISD ATTEMPTS	3		1	2		
324.80172	Marine Safety, Negligence Cause Injury/Death	2 ATTEMPTS	1				1	
324.801761	Marine Safety, OUIL Per Se	MISD ATTEMPTS	2		2			
324.802081	Personal Watercraft - Reckless Operation	MISD ATTEMPTS	1		1			
324.81122	ORV - Operating on Highway or Right-of-Way	MISD ATTEMPTS	1		1			
324.81133S	ORV - Operate, Open Intoxicants	MISD ATTEMPTS	1		1			
324.811345	ORV - OUIL - 2nd Offense	MISD ATTEMPTS	1			1		
324.811461	ORV - Operate, Fleeing and Eluding	MISD ATTEMPTS	1		1			
324.8903	Littering - Objects in Path of Vehicle	MISD ATTEMPTS	1		1			
324.95022	Watercraft Pollution - Littering from Vessel	MISD ATTEMPTS	1				1	
324.9505	Watercraft Pollution - Oil Discharged into Waters of State	MISD ATTEMPTS	1				1	
328.2321	Funeral Contracts - Conversion	5 ATTEMPTS	67	4	2	3	58	
333.16294	Health Profession - Unauthorized Practice Felony	4 ATTEMPTS	1	1				
333.17766	Contr. Sub. - Drugs, Obtain by False Rx	MISD ATTEMPTS	1				1	
333.17766B	Contr. Sub. - Drugs, Obtain by False Representation	MISD ATTEMPTS	1			1		
333.17766C	Contr. Sub. - Drugs, Falsely Make/Utter/ Publish/Pass/Alter/Forge Rx	2 ATTEMPTS	2			1	1	
333.17766C1	Contr. Sub. - Ephedrine/Pseudoephedrine Posses >12 grams	2 ATTEMPTS	9		4	4		1
333.17766D	Contr. Sub. - Drugs, Knowingly Posses False/Forged/Altered Rx	MISD ATTEMPTS	2		1	1		
333.17766E	Contr. Sub. - Drugs, Knowingly Attempts to Possess False/Forged/Altered Rx	MISD ATTEMPTS	6		3	2	1	
333.17766F	Contr. Sub. - Drugs, Possess/Control Rx for Purpose of Resale/Dispensary	MISD ATTEMPTS	1				1	
333.26424	Contr. Sub. - Illegal Sale of Medical Marihuana	2 ATTEMPTS	14		1	11	2	

NOTE: Be sure to check for related offense codes when examining a particular type of crime. They may or may not be in sequential order or even on the same page. Offenders may have multiple dispositions.

2011 Criminal Court Dispositions by Offense and Type of Disposition — All Offenses

			DISPOSITIONS					
Compiled Laws	Offense	Max. Penalty	Total	Prison ¹	Jail	Jail/ Probation ²	Probation ²	Other ³
GRAND TOTAL			75,690	18,397	16,133	23,779	16,594	787
%				24%	21%	32%	22%	1%
VIOLATIONS			68,945	17,886	14,584	21,718	14,049	708
ATTEMPTS			6,745	511	1,549	2,061	2,545	79
333.2663	Disposal of Unclaimed Body	MISD	1				1	
		ATTEMPTS						
333.5210	AIDS - Sexual Penetration w/ Uninformed Partner	4	5	1	1	2	1	
		ATTEMPTS						
333.73022	Controlled Substances - Drugs, Label Alteration/Defacement	MISD	1					1
		ATTEMPTS						
333.7340	Contr. Sub. - Sale of Ephedrine by Electronic Means	4	2			1	1	
		ATTEMPTS						
333.73413	Contr. Sub. - Imitation Mfg/ Distribution	2	81	9	31	31	9	1
		ATTEMPTS	2				2	
333.74012A	Contr. Sub. - Del/Mfg (Narcotic or Cocaine)	LIFE	1		1			
		ATTEMPTS						
333.74012A1	Contr. Sub. - Del/Mfg 1,000+ Grams (Narc. or Cocaine)	LIFE	7	7				
		ATTEMPTS						
333.74012A2	Contr. Sub. - Del/Mfg 450 - 999 Grams (Narc. or Cocaine)	30	5	5				
		ATTEMPTS	1				1	
333.74012A3	Contr. Sub. - Del/Mfg 50 - 449 Grams (Narc. or Cocaine)	20	82	71	1	6	4	
		ATTEMPTS	8	6			2	
333.74012A4	Contr. Sub. - Del/Mfg Under 50 Grams (Narc. or Cocaine)	20	2,251	569	488	762	422	10
		ATTEMPTS	326	27	56	57	186	
333.74012B-A	Contr. Sub. - Del/Mfg (Sched. 1-3), Except Marijuana	7	434	53	81	181	115	4
		ATTEMPTS	25		6	10	9	
333.74012B-B	Contr. Sub. - Del/Mfg (Subs added Sched. 1-3 by Rule)	7	10	1	2	6	1	
		ATTEMPTS	1				1	
333.74012B1	Contr. Sub. - Del/Mfg Meth/Ecstasy	20	151	103	8	30	10	
		ATTEMPTS	24	5		16	3	
333.74012C-A	Contr. Sub. - Del/Mfg (Sched. 4)	4	121	11	28	58	24	
		ATTEMPTS	6		1	3	2	
333.74012C-B	Contr. Sub. - Del/Mfg (Added to Sched. 4 by Board Rule)	4	17		5	1	11	
		ATTEMPTS	1				1	
333.74012D	Contr. Sub. - Del/Mfg (Sched. 5)	2	4			3	1	
		ATTEMPTS	1				1	
333.74012D1	Contr. Sub. - Del/Mfg 45 or More Kilograms Marijuana	15	20	7	3	5	5	
		ATTEMPTS	2	1	1			
333.74012D2	Contr. Sub. - Del/Mfg 5 to <45 Kilograms Marijuana	7	150	18	29	65	38	
		ATTEMPTS	1				1	
333.74012D3	Contr. Sub. - Del/Mfg Marijuana	4	2,960	262	582	1,256	827	33
		ATTEMPTS	323	3	68	63	187	2
333.74012F	Prescription Forms - Del/Mfg/ Intent	7	14	1		4	9	
		ATTEMPTS						
333.7401A	Contr. Sub. - Delivery to Commit Criminal Sexual Conduct	20	1	1				
		ATTEMPTS						
333.7401C2A	Contr. Sub. - Operate/Maintain Lab	10	56	19	10	25	2	
		ATTEMPTS	2		1	1		
333.7401C2B	Contr. Sub. - Operate/Maintain Lab Near Minor	20	10	6		4		
		ATTEMPTS						
333.7401C2C	Contr. Sub. - Operate/Maintain Lab Involving Hazardous Waste	20	13	13				
		ATTEMPTS						

NOTE: Be sure to check for related offense codes when examining a particular type of crime. They may or may not be in sequential order or even on the same page. Offenders may have multiple dispositions.

2011 Criminal Court Dispositions by Offense and Type of Disposition — All Offenses

			DISPOSITIONS					
Compiled Laws	Offense	Max. Penalty	Total	Prison ¹	Jail	Jail/ Probation ²	Probation ²	Other ³
GRAND TOTAL			75,690	18,397	16,133	23,779	16,594	787
%				24%	21%	32%	22%	1%
VIOLATIONS			68,945	17,886	14,584	21,718	14,049	708
ATTEMPTS			6,745	511	1,549	2,061	2,545	79
333.7401C2D	Contr. Sub. - Operate/Maintain Lab Near Specified Places	20 ATTEMPTS	23	11	1	11		
333.7401C2E	Contr. Sub. - Operate/Maintain Lab Involving Firearm	25 ATTEMPTS	2	2				
333.7401C2F	Contr. Sub. - Operate/Maintain Lab Involving Meth	20 ATTEMPTS	293	175	21	80	17	
333.74022A	Contr. Sub. - Create/Del./Intent Counterfeit (Narcotic)	10 ATTEMPTS	18	4	1	13		
333.74022B	Contr. Sub. - Create/Del./Intent Counterfeit (Sched. 1-3)	5 ATTEMPTS	17	6	2	7	2	
333.74022D	Contr. Sub. - Create/Del./Counterfeit Sub. (Sched. 5)	2 ATTEMPTS	9	1	2	6		
333.74022E	Contr. Sub. - Create/Deliver Analogue	15 ATTEMPTS	1			1		
333.74032A	Contr. Sub. - Possess	LIFE ATTEMPTS	9	8	1			
333.74032A1	Contr. Sub. - Possess 1,000+ Grams (Narcotic)	LIFE ATTEMPTS	2		2			
333.74032A3	Contr. Sub. - Possess 50 - 449 Grams (Narcotic)	20 ATTEMPTS	2	2				
333.74032A4	Contr. Sub. - Possess 25 - 49 Grams (Narcotic)	4 ATTEMPTS	11	9	1	1		
333.74032A5	Contr. Sub. - Possess <25 Grams (Narcotic)	4 ATTEMPTS	1				1	
333.74032B	Contr. Sub. - Possess Analogues/Sched. 1-4	2 ATTEMPTS	28	6	3	9	10	
333.74032B-A	Contr. Sub. - Possess Analogues/Sched. 1-4	2 ATTEMPTS	4		2		2	
333.74032B-B	Contr. Sub. - Possess Analogues/Sched. 1-4	2 ATTEMPTS	4,235	338	1,201	1,488	1,165	43
333.74032B1	Contr. Sub. - Possess Methamphetamine	10 ATTEMPTS	255	5	52	37	161	
333.74032C-A	Contr. Sub. - Possess Sched. 5	1 ATTEMPTS	1				1	
333.74032D	Contr. Sub. - Possess Marijuana	1 ATTEMPTS	1				1	
333.74032F	Prescription Forms - Possession	MISD ATTEMPTS	1,508	69	332	636	466	5
333.74042	Controlled Substance - Possession	MISD ATTEMPTS	57	1	10	15	29	2
333.74042A	Contr. Sub. - Use (Narcotic/Cocaine/Meth/Ecstasy)	1 ATTEMPTS	47	1	9	9	27	1
333.74042B	Contr. Sub. - Use	1 ATTEMPTS	8		2	1	5	
333.74042C	Contr. Sub. - Use, Sched. 5 or LSD, Etc.	MISD ATTEMPTS	829	128	228	357	113	3
333.74042D	Contr. Sub. - Use of Marijuana	MISD ATTEMPTS	43	4	7	23	9	
			22		6	6	9	1
			1,961	38	714	532	613	64
			7		4		3	
			6	1	1	2	2	
			5		3		2	
			180	1	71	59	45	4
			140	3	29	27	79	2
			1			1		
			24		9	7	7	1

NOTE: Be sure to check for related offense codes when examining a particular type of crime. They may or may not be in sequential order or even on the same page. Offenders may have multiple dispositions.

A2

2011 Criminal Court Dispositions by Offense and Type of Disposition — All Offenses

Page 9 of 33

			DISPOSITIONS					
Compiled Laws	Offense	Max. Penalty	Total	Prison ¹	Jail	Jail/ Probation ²	Probation ²	Other ³
GRAND TOTAL			75,690	18,397	16,133	23,779	16,594	787
%				24%	21%	32%	22%	1%
VIOLATIONS			68,945	17,886	14,584	21,718	14,049	708
ATTEMPTS			6,745	511	1,549	2,061	2,545	79
333.7405B	Contr. Sub. - Manufacture/ Distribute Outside of License	2 ATTEMPTS	1			1		
333.7405D	Contr. Sub. - Maintain Drug House	2 ATTEMPTS	766	56	210	361	121	18
333.7405E	Contr. Sub. - Maintain Drug House	2 ATTEMPTS	17		5	1	10	1
333.74071C	Contr. Sub. - Obtain by Fraud	4 ATTEMPTS	3	1	1		1	
333.74071D	Contr. Sub. - False Reporting	4 ATTEMPTS	1			1		
333.74071E	Contr. Sub. - Counterfeiting Implements	4 ATTEMPTS	1				1	
333.74071G	Contr. Sub. - Counterfeit Prescription Form	4 ATTEMPTS	10	1	4	3	2	
333.7407A-B	Contr. Sub. - Inducing Person to Violate - High Misdemeanor	4 ATTEMPTS	1				1	
333.7407A1-A	Contr. Sub. - Attempt Felony	LIFE ATTEMPTS	27		8	14	5	
333.7407AA	Contr. Sub. - Inducing Person to Violate - Life Felony	VAR ATTEMPTS	4		2	1	1	
333.74101-B	Contr. Sub. - Deliver to Minor (Sched. 1-3, Except Marij./Coc.)	14 ATTEMPTS	2		1		1	
333.74101-D	Contr. Sub. - Delivery to Minor, Sched. 4 and Marijuana	8 ATTEMPTS	1	1				
333.74102	Contr. Sub. - Distribution w/o Remuneration (Marijuana)	60 ATTEMPTS	9	3	2	3	1	
333.74102-A	Contr. Sub. - Deliver <50 Grams, School Prop. (Narc/Cocaine)	60 ATTEMPTS	5		2	2	1	
333.74103	Contr. Sub. - Intent Deliver <50 Grams, School Prop (Narc.)	40 ATTEMPTS	8	6	1	1		
333.74104-A	Contr. Sub. - Possess on School/ Library Prop. (Narc./Coc.) <25 Grams	8 ATTEMPTS	2	2				
333.74104-B	Contr. Sub. - Possess on School/ Library Property (Sched.1-4)	4 ATTEMPTS	5	3		1		1
333.74104-D	Contr. Sub. - Possess Marijuana, on School/Library Property	2 ATTEMPTS	7	2	2	3		
333.7410A	Contr. Sub. - Deliver/Possess in Park	2 ATTEMPTS	33	3	6	15	9	
333.74132	Contr. Sub. - 2nd+ Offense - Double Penalty	VAR ATTEMPTS	1			1		
335.07	Marijuana, Possession	MISD ATTEMPTS	7	1	1	3	2	
339.6013	Occupational Code - Performing Occupation w/o License - 1st Offense	MISD ATTEMPTS	4		1	2		1
339.6014	Occupational Code - Performing Occupation w/o License - 2nd Offense	MISD ATTEMPTS	3		1	1	1	
339.6016A	Unlicensed Residential Builder	1 ATTEMPTS	1		1			

NOTE: Be sure to check for related offense codes when examining a particular type of crime. They may or may not be in sequential order or even on the same page. Offenders may have multiple dispositions.

A2

2011 Criminal Court Dispositions by Offense and Type of Disposition — All Offenses

Page 10 of 33

			DISPOSITIONS					
Compiled Laws	Offense	Max. Penalty	Total	Prison ¹	Jail	Jail/ Probation ²	Probation ²	Other ³
GRAND TOTAL			75,690	18,397	16,133	23,779	16,594	787
%				24%	21%	32%	22%	1%
VIOLATIONS			68,945	17,886	14,584	21,718	14,049	708
ATTEMPTS			6,745	511	1,549	2,061	2,545	79
339.6016B	Unlicensed Residential Builder - 2nd Offense	2 ATTEMPTS	4			3		1
400.601-A	Fraud - Welfare, \$500 or Less	4 ATTEMPTS	7		2	2	3	
400.601-B	Fraud - Welfare, Over \$500	4 ATTEMPTS	47		7	20	20	
400.602-A	Fraud - Welfare, Failure to Inform, \$500 or Less	MISD ATTEMPTS	15	1	1	7	6	
400.602-B	Fraud - Welfare, Failure to Inform, Over \$500	4 ATTEMPTS	3		1		2	
400.6032	Medicaid Fraud - False Statement To Determine Benefit Rights	4 ATTEMPTS	129		14	33	82	
400.6033	Medicaid Fraud - Conceal Information	4 ATTEMPTS	36		7	14	12	3
400.6071	Medicaid Fraud - False Claim	4 ATTEMPTS	2		1	1		
400.71313A	Adult Foster Care - Operate Facility w/o License	2 ATTEMPTS	1				1	
421.54AIIA	Unemployment Comp. Fraud, Fail Comply w/ Act/Rule <\$25K	MISD ATTEMPTS	1				1	
421.54AIIB	Unemployment Comp. Fraud, Fail Comply w/ Act/Rule \$25K-100K	2 ATTEMPTS	1				1	
421.54BIIA	Unemployment Comp. Fraud, False Statmnt/Misrep. \$1K to \$25K	MISD ATTEMPTS	2			1	1	
421.54BIIB	Unemployment Comp. Fraud, False Statmnt/Misrep. over \$25K	2 ATTEMPTS	1				1	
432.2181	Gambling Operations - Felony Violations	10 ATTEMPTS	1				1	
432.2182	Gambling Activities - Felony Violations	10 ATTEMPTS	2				2	
436.1203	Alcohol - Sale/Deliver/Import w/o License	1 ATTEMPTS	1	1				
436.16131	Alcohol - Furnishing Place for Consideration (1 Yr Felony)	MISD ATTEMPTS	5			1	4	
436.17011-A	Alcohol - Sell/Furnish to Minor	MISD ATTEMPTS	4				4	
436.17012	Alcohol - Sell/Furnish to Minor, Causing Death	10 ATTEMPTS	1				1	
436.17031A	Alcohol - Purchase/Consume/ Possess by Minor	MISD ATTEMPTS	20		15	3		2
436.17031B	Alcohol - Purchase/Consume/ Possess by Minor - 2nd Offense	MISD ATTEMPTS	1			1		
436.17031C	Alcohol - Purchase/Consume/ Possess by Minor - 3rd+ Offense	MISD ATTEMPTS	87		18	28	22	19
436.19092-A	Alcohol - Licensee/Clerk - Sell/Furnish to Minor	MISD ATTEMPTS	1		1			
440.95016	File False/Fraudulent Financial Statement	5 ATTEMPTS	7		2	5		
			3			3		
			1				1	
			2			2		

NOTE: Be sure to check for related offense codes when examining a particular type of crime. They may or may not be in sequential order or even on the same page. Offenders may have multiple dispositions.

A2

2011 Criminal Court Dispositions by Offense and Type of Disposition — All Offenses

Page 11 of 33

			DISPOSITIONS					
Compiled Laws	Offense	Max. Penalty	Total	Prison ¹	Jail	Jail/ Probation ²	Probation ²	Other ³
	GRAND TOTAL		75,690	18,397	16,133	23,779	16,594	787
	%			24%	21%	32%	22%	1%
	VIOLATIONS		68,945	17,886	14,584	21,718	14,049	708
	ATTEMPTS		6,745	511	1,549	2,061	2,545	79
445.1528	Pyramid/Chain Promotions - Offer/Sell	7	8			2	6	
	ATTEMPTS							
445.4082	Second Hand Dealer - Buy/Sell	5						
	Stolen Scrap Metal	ATTEMPTS	1				1	
445.4083	Second Hand Dealer - Buy/Sell	5						
	Stolen Utility Co. Scrap Metal	ATTEMPTS	1				1	
445.4332	Buy/Sell Stolen Non Ferrous	5	12	2	1	5	4	
	Metals - 1st Offense	ATTEMPTS	16		2	7	7	
445.4831	Precious Gem/Metal - Doing Business	2	1					1
	w/o Registration	ATTEMPTS	1					1
445.4843	P. Gem/Metal D. Act - Failing to Send	MISD	1					1
	Copy to Police	ATTEMPTS						
445.574A2B-A	Beverage Containers - Returning	MISD	2		1	1		
	Nonreturnable, More Than 100	ATTEMPTS						
445.65	Identity Theft	5	359	62	64	107	123	3
		ATTEMPTS	24	2	9	7	5	1
445.67	Identity Theft - Obtain/Possess/ Transfer ID w/ Intent	5	46	10	11	13	12	
		ATTEMPTS	4		4			
445.779	Antitrust Violation	2	1				1	
		ATTEMPTS	1				1	
451.604	Blue Sky Laws - Various Violations	10	3			3		
		ATTEMPTS						
484.16053	Emergency 911 Service, Unauthorized - 2nd+ Offense	2	1					1
		ATTEMPTS						
500.2088	Insurance - False Report for Insurance Claim	MISD	1			1		
		ATTEMPTS						
500.3101A	Motor Vehicle - Operating w/o Valid Insurance	MISD	2			1		1
		ATTEMPTS						
500.3102	Motor Vehicle - Operating w/o Security	MISD	26		11	7	2	6
		ATTEMPTS						
500.45111	Insurance - Fraudulent Acts	4	23	3	4	4	12	
		ATTEMPTS	7			4	3	
500.45112	Insurance Fraud - Conspiracies	10	6	2		1	3	
		ATTEMPTS						
570.152	Contractor - Fraudulent Use of Building Contract Fund	3	19	1	1	7	10	
		ATTEMPTS	1				1	
600.1701	Contempt of Court	MISD	1				1	
		ATTEMPTS						
600.2907A2	Real Property - Encumber w/o Lawful Cause	3	2				2	
		ATTEMPTS						
722.151B	Children - Harboring Runaways	MISD	1		1			
		ATTEMPTS						
722.642	Tobacco - Possession/Use by Minor	MISD	3					3
		ATTEMPTS						
722.675	Distribute Obscene Matter to Children	2	23	13	4	3	3	
		ATTEMPTS	2		1		1	
750.110	Breaking & Entering - Bldg. w/ Intent	15	1,856	663	284	668	238	3
		ATTEMPTS	265	39	55	111	59	1

NOTE: Be sure to check for related offense codes when examining a particular type of crime. They may or may not be in sequential order or even on the same page. Offenders may have multiple dispositions.

2011 Criminal Court Dispositions by Offense and Type of Disposition — All Offenses

			DISPOSITIONS					
Compiled Laws	Offense	Max. Penalty	Total	Prison ¹	Jail	Jail/ Probation ²	Probation ²	Other ³
GRAND TOTAL			75,690	18,397	16,133	23,779	16,594	787
%				24%	21%	32%	22%	1%
VIOLATIONS			68,945	17,886	14,584	21,718	14,049	708
ATTEMPTS			6,745	511	1,549	2,061	2,545	79
750.110-A	Breaking & Entering - Unoccupied Bldg. w/ Intent	10 ATTEMPTS	3		2		1	
750.110A2	Home Invasion - 1st Degree	20 ATTEMPTS	706	468	22	109	104	3
750.110A3	Home Invasion - 2nd Degree	15 ATTEMPTS	133	26	22	46	39	
750.110A4	Home Invasion - 3rd Degree	5 ATTEMPTS	2,140	1,053	157	549	372	9
750.111	Breaking & Entering - Entry w/o Breaking, w/ Intent	5 ATTEMPTS	193	53	39	55	46	
750.113	Breaking & Entering - Coin Box	MISD ATTEMPTS	529	115	118	223	72	1
750.115	Breaking & Entering - Illegal Entry w/o Owner's Permission/Denied	MISD ATTEMPTS	47	3	18	22	4	
750.115A	Illegal Entry (w/o Owners Permission)	MISD ATTEMPTS	174	43	35	68	28	
750.116	Burglar's Tools - Possess	10 ATTEMPTS	37	2	6	11	18	
750.117	Public Officer - Bribery	4 ATTEMPTS	1		1			
750.118	Public Officer - Accepting Bribe	10 ATTEMPTS	8			1	6	1
750.1227A	Witness - Bribe/Intimidate/Interfere	4 ATTEMPTS	1				1	
750.1227B	Witness - Bribe/Intimidate/Interfere	10 ATTEMPTS	110		47	24	36	3
750.1227C	Witness - Intimidate/Threaten to Kill or Injure	15 ATTEMPTS	3		2			1
750.1228	Witness - Retaliate Against	10 ATTEMPTS	157	61	17	50	29	
750.123	Bribery - Public Officer for Nonperformance of Duty	MISD ATTEMPTS	13	1	4	3	5	
750.125	Bribery - Agents, Servants, Employees	MISD ATTEMPTS	4		1	2	1	
750.131	Check - Non-Sufficient Funds	2 ATTEMPTS	3	1		2		
750.1313A1	Check - Non-Sufficient Funds, Less than \$100	MISD ATTEMPTS	1	1				
750.1313B1	Check - Non-Sufficient Funds, \$100 - <\$500	1 ATTEMPTS	26	5	4	11	6	
750.1313B2	Check - Non-Sufficient Funds, \$100 - <\$500 - 3rd+ Offense	2 ATTEMPTS	4	12	2	2		
750.1313C	Check - Non-Sufficient Funds, \$500 or more	2 ATTEMPTS	4		1		3	
750.131A	Check - No Account or Non-Sufficient Funds	2 ATTEMPTS	6	3	1	1	1	
750.131A1	Check - No Account	2 ATTEMPTS	2	2				
			1			1		
			1			1		
			4		4			
			36		10	12	13	1
			2			1	1	
			2	1			1	
			87	11	16	34	25	1
			3		1	1		1
			1		1			
			249	24	75	87	55	8
			27		9	9	9	

NOTE: Be sure to check for related offense codes when examining a particular type of crime. They may or may not be in sequential order or even on the same page. Offenders may have multiple dispositions.

A2

2011 Criminal Court Dispositions by Offense and Type of Disposition — All Offenses

Page 13 of 33

			DISPOSITIONS					
Compiled Laws	Offense	Max. Penalty	Total	Prison ¹	Jail	Jail/ Probation ²	Probation ²	Other ³
GRAND TOTAL			75,690	18,397	16,133	23,779	16,594	787
%				24%	21%	32%	22%	1%
VIOLATIONS			68,945	17,886	14,584	21,718	14,049	708
ATTEMPTS			6,745	511	1,549	2,061	2,545	79
750.131A2	Check - Non-Sufficient Funds, Three w/in 10 days	2 ATTEMPTS	74	15	20	22	16	1
750.135	Children - Abandonment	10 ATTEMPTS	2			1		1
750.136B	Child Abuse	15 ATTEMPTS	1			1	1	
750.136B2	Child Abuse - 1st Degree	15 ATTEMPTS	22	16	1	3	3	
750.136B3	Child Abuse - 2nd Degree	4 ATTEMPTS	78	17	13	33	15	
750.136B4	Child Abuse - 3rd Degree	2 ATTEMPTS	8	1	1	3	3	
750.136B5	Child Abuse - 4th Degree	1 ATTEMPTS	82	5	12	37	27	1
750.141a	Furnish Alcoholic Beverage to Minors	MISD ATTEMPTS	6			2	4	
750.142	Children - Furnish Obscenity to Minors	MISD ATTEMPTS	56		11	15	30	
750.145	Children - Contribute to Delinquency	MISD ATTEMPTS	1			1		
750.145A-A	Children - Accost for Immoral Purposes	4 ATTEMPTS	36		20	7	8	1
750.145C	Child Sexually Abusive Activity	20 ATTEMPTS	1	1	1			
750.145C2	Child Sexually Abusive Activity	20 ATTEMPTS	77	34	9	24	10	
750.145C3	Child Sexually Abusive Activity, Promote or Distribute	7 ATTEMPTS	9	2	4	3		
750.145C4-A	Child Sexually Abusive Material, Possess	4 ATTEMPTS	1	1				
750.145D2A	Computer/Internet - Communicate w/ Other to Commit Crime	1 ATTEMPTS	52	48		3	1	
750.145D2B	Computer/Internet - Plan Crime w/ Other, Max 1 - <2 yrs	2 ATTEMPTS	22	5		13	4	
750.145D2C	Computer/Internet - Plan Crime w/ Other, Max 2 - <4 yrs	4 ATTEMPTS	159	66	14	50	28	1
750.145D2D	Computer/Internet - Plan Crime w/ Other, Max 4 - <10 yrs	10 ATTEMPTS	10		1	6	3	
750.145N1	Vulnerable Adult Abuse - 1st Degree	15 ATTEMPTS	3		3			
750.145N2	Vulnerable Adult Abuse - 2nd Degree	4 ATTEMPTS	1			1		
750.145N3	Vulnerable Adult Abuse - 3rd Degree	2 ATTEMPTS	4	2	1			1
750.145N4	Vulnerable Adult Abuse - 4th Degree	1 ATTEMPTS	9	5		2	2	
750.147B	Ethnic Intimidation	2 ATTEMPTS	2			2		
			6	1		4	1	
			1			1		1
			6			4	1	1
			1				1	
			11	1	4	2	4	
			2			1	1	

NOTE: Be sure to check for related offense codes when examining a particular type of crime. They may or may not be in sequential order or even on the same page. Offenders may have multiple dispositions.

A2

2011 Criminal Court Dispositions by Offense and Type of Disposition — All Offenses

Page 14 of 33

			DISPOSITIONS					
Compiled Laws	Offense	Max. Penalty	Total	Prison ¹	Jail	Jail/ Probation ²	Probation ²	Other ³
	GRAND TOTAL		75,690	18,397	16,133	23,779	16,594	787
	%			24%	21%	32%	22%	1%
	VIOLATIONS		68,945	17,886	14,584	21,718	14,049	708
	ATTEMPTS		6,745	511	1,549	2,061	2,545	79
750.150	Children - Concealing Death of Infant Child	MISD ATTEMPTS	1		1			
750.157A	Compounding Offenses	5 ATTEMPTS	21	10	2	2	7	
750.157AB	Conspiracy - Gamble Illegally	5 ATTEMPTS	1				1	
750.157B2	Homicide - Solicitation of Murder	LIFE ATTEMPTS	4	3		1		
750.157C	Minors - Induce to Commit Felony	VAR ATTEMPTS	3	1	1	1		
750.157N1	Financial Transaction Device - Steal/Retain w/o Consent	4 ATTEMPTS	1,038	131	277	370	254	6
750.157N2	Financial Transaction Device - Possess Fraudulent One	4 ATTEMPTS	72	1	17	32	22	
750.157P	Financial Transaction Device - Possess w/ Intent to Use/Sell	4 ATTEMPTS	99	18	16	28	37	
750.157Q	Financial Transaction Device - Illegal Sale/Use	4 ATTEMPTS	3		1	1	1	
750.157R	Financial Transaction Device - Forge/Alter/Counterfeit	4 ATTEMPTS	139	11	35	43	49	1
750.157S	Financial Transaction Device - Use Revoked/Cancelled	2 ATTEMPTS	21	2	11	7	1	
750.157S1B1	Financial Transaction Device - Use Revoked/Cancelled, \$100- <\$500	4 ATTEMPTS	351	56	86	125	83	1
750.157S1B2	Financial Transaction Device - Illegal Use \$100 - <\$500 - 3rd+ Ofns	4 ATTEMPTS	41	2	14	18	6	1
750.157U	Financial Transaction Device - Overcharge	4 ATTEMPTS	12	10		2		
750.157V	Financial Transaction Device - False ID	2 ATTEMPTS	2				2	
750.157W1B1	Financial Trans. Device - Fraud Withdraw/ Transfer, \$200 - <\$1K	1 ATTEMPTS	1		1			
750.157W1C1	Financial Trans. Device - Fraud Withdraw/ Transfer, \$1K - <\$20K	2 ATTEMPTS			1			
750.157W1D1	Financial Trans. Device - Fraud Withdraw/ Transfer, \$20K or More	4 ATTEMPTS	2				2	
750.158	Sodomy	10 ATTEMPTS	8	2		4	2	
750.15911	Criminal Enterprise - Conduct	15 ATTEMPTS	1	1				
750.15912	Criminal Enterprise - Acquire/Maintain	20 ATTEMPTS	2	2				
750.15913	Criminal Enterprise - Racketeering Proceeds	20 ATTEMPTS	1			1		
750.15914-A	Criminal Enterprise - Conspiracy	20 ATTEMPTS	61	49	2	6	4	
750.160	Dead Bodies - Disinterment and Mutilation	20 ATTEMPTS	8	4		4		

NOTE: Be sure to check for related offense codes when examining a particular type of crime. They may or may not be in sequential order or even on the same page. Offenders may have multiple dispositions.

A2

2011 Criminal Court Dispositions by Offense and Type of Disposition — All Offenses

Page 15 of 33

			DISPOSITIONS					
Compiled Laws	Offense	Max. Penalty	Total	Prison ¹	Jail	Jail/ Probation ²	Probation ²	Other ³
	GRAND TOTAL		75,690	18,397	16,133	23,779	16,594	787
	%			24%	21%	32%	22%	1%
	VIOLATIONS		68,945	17,886	14,584	21,718	14,049	708
	ATTEMPTS		6,745	511	1,549	2,061	2,545	79
750.161	Desertion/Abandon/Non-Support	3	11	2	3	2	4	
	ATTEMPTS		4	1	1		2	
750.165	Child Support - Fail to Pay	4	1,105	55	161	352	533	4
	ATTEMPTS		121	1	18	38	64	
750.167	Disorderly Person	MISD	6		3	2	1	
	ATTEMPTS							
750.1671A	Disorderly Person - Non-Support	MISD	17		5	1	8	3
	ATTEMPTS		1				1	
750.1671C	Disorderly Person - Window Peeper	MISD	2		2			
	ATTEMPTS							
750.1671DB	Disorderly Person - Illegal Occupation	MISD	3		2	1		
	ATTEMPTS							
750.1671E	Disorderly Person - Drunk	MISD	32		16	11	2	3
	ATTEMPTS							
750.1671F	Disorderly Person - Obscene Conduct	MISD	14		5	1	7	1
	ATTEMPTS							
750.1671J	Disorderly Person - Loitering about Illegal Business	MISD	7		4		1	2
	ATTEMPTS							
750.1671L	Disorderly Person - Jostling	MISD	9		2	2	4	1
	ATTEMPTS							
750.170	Disturbing the Peace	MISD	51		26	13	9	3
	ATTEMPTS							
750.174-B	Embezzlement - Agent or Trustee, Over \$100	10	1					1
	ATTEMPTS							
750.1742	Embezzlement - Less Than \$200	MISD	5		3	1	1	
	ATTEMPTS		1		1			
750.1743A	Embezzle - Agent or Trustee \$200 - <\$1K	1	41		13	9	15	4
	ATTEMPTS							
750.1743B	Embezzlement - <\$200 - 2nd Offense	MISD	1		1			
	ATTEMPTS							
750.1744A	Embezzle - Agent or Trustee, \$1K - <\$20K	5	265	13	23	117	109	3
	ATTEMPTS		51	1	9	25	16	
750.1744B	Embezzle - Agent or Trustee, \$200 - <\$1K - 2nd+ Offense	5	2			2		
	ATTEMPTS							
750.1744C	Embezzle - \$200 - <\$1K from Non-Profit or Charity	5	2			1	1	
	ATTEMPTS							
750.1745A	Embezzle - Agent or Trustee, \$20K - <\$50K	10	50	8	9	15	18	
	ATTEMPTS		6	2	1		3	
750.1745C	Embezzle - \$1K - <\$20K from Non-Profit or Charity	10	22	1	1	8	12	
	ATTEMPTS		2			1	1	
750.1746	Embezzle - \$50K - <\$100K	15	29	8	2	11	8	
	ATTEMPTS		1			1		
750.1747	Embezzlement - \$100K or More	15	21	12		4	5	
	ATTEMPTS							
750.174A	Embezzlement - From Vulnerable Adult	10	1		1			
	ATTEMPTS							
750.174A2	Embezzlement - From Vulnerable Adult, Less than \$200	MISD	1		1			
	ATTEMPTS							

NOTE: Be sure to check for related offense codes when examining a particular type of crime. They may or may not be in sequential order or even on the same page. Offenders may have multiple dispositions.

A2

2011 Criminal Court Dispositions by Offense and Type of Disposition — All Offenses

Page 16 of 33

			DISPOSITIONS					
Compiled Laws	Offense	Max. Penalty	Total	Prison ¹	Jail	Jail/ Probation ²	Probation ²	Other ³
GRAND TOTAL			75,690	18,397	16,133	23,779	16,594	787
%				24%	21%	32%	22%	1%
VIOLATIONS			68,945	17,886	14,584	21,718	14,049	708
ATTEMPTS			6,745	511	1,549	2,061	2,545	79
750.174A3A	Embezzlement - From Vulnerable Adult, \$200 - <\$1K	1 ATTEMPTS	6		1	2	3	
750.174A4A	Embezzlement - From Vulnerable Adult, \$1K - <\$20K	5 ATTEMPTS	42 8	5	10	19 7	7 1	1
750.174A5A	Embezzlement - From Vulnerable Adult, \$20K or More	10 ATTEMPTS	10 2	2		3 1	5 1	
750.175	Embezzle - Public Official, Over \$50	10 ATTEMPTS	39	21	3	8	7	
750.180	Embezzle - Financial Institutions	20 ATTEMPTS	5 1			5	1	
750.1814A	Embezzle - Jointly Held Property, \$1K - <\$20K	5 ATTEMPTS	1	1				
750.1815A	Embezzle - Jointly Held Property \$20K or More	10 ATTEMPTS	2				2	
750.183B	Escape - Aiding Prisoner - Misdemeanor	MISD ATTEMPTS	1			1		
750.186A	Escape - Juvenile Facility	4 ATTEMPTS	4 1	1	3 1			
750.193	Escape - Prison	5 ATTEMPTS	1 1	1 1				
750.1951	Escape - From Misdemeanor Jail Sentence	2 ATTEMPTS	4		4			
750.1952	Escape - From Felony Jail Sentence	4 ATTEMPTS	8 4	3 2	4 2	1		
750.1971	Escape - Awaiting Trial for Misdemeanor	2 ATTEMPTS	3		2	1		
750.1972	Escape - Awaiting Trial for Felony	4 ATTEMPTS	6 4	2	1 2	2 2	1	
750.197A	Escape - Lawful Custody	1 ATTEMPTS	14		8	3	3	
750.197C-A	Assault of Prison Employee	4 ATTEMPTS	123 11	91 7	16 3	11 1	4	1
750.197C-B	Escape - From Jail Through Violence	4 ATTEMPTS	2	1	1			
750.1992	Harboring Misdemeanants	MISD ATTEMPTS	1		1			
750.1993	Harboring Felons	4 ATTEMPTS	9 5	1	1 1	4 2	3 2	
750.199A	Bond - Abscond or Forfeit	4 ATTEMPTS	72 21	27 1	22 10	18 7	5 3	
750.200I1D	Harmful Devices - Unlawful Possession/ Use, Cause Serious Injury	LIFE ATTEMPTS	1	1				
750.200J1A-A	Harmful Devices - Imitation - Unlawful Possession or Use	5 ATTEMPTS	2		1	1		
750.200L	Harmful Substance/Device - Person Falsely Exposed	5 ATTEMPTS	1		1			
750.204A	Explosives - Send w/ Intent to Frighten	5 ATTEMPTS	1			1		

NOTE: Be sure to check for related offense codes when examining a particular type of crime. They may or may not be in sequential order or even on the same page. Offenders may have multiple dispositions.

A2

2011 Criminal Court Dispositions by Offense and Type of Disposition — All Offenses

Page 17 of 33

			DISPOSITIONS					
Compiled Laws	Offense	Max. Penalty	Total	Prison ¹	Jail	Jail/ Probation ²	Probation ²	Other ³
GRAND TOTAL			75,690	18,397	16,133	23,779	16,594	787
%				24%	21%	32%	22%	1%
VIOLATIONS			68,945	17,886	14,584	21,718	14,049	708
ATTEMPTS			6,745	511	1,549	2,061	2,545	79
750.2072A	Explosives - Place Near Property	15	2	2				
ATTEMPTS								
750.2072B	Explosives - Place Near Property	20	10	10				
Cause Property Damage								
ATTEMPTS								
750.2091A	Explosives - Place w/ Intent to	15	1	1				
Injure								
ATTEMPTS								
750.2102A	Explosives - Possess Bomb w/	15	2	2				
Unlawful Intent								
ATTEMPTS								
750.211A2A	Explosives - Mfg/Possess Explosive/	15	4	4				
Other w/ Malicious Intent								
ATTEMPTS								
750.211A2A-A	Explosives - Mfg/Possess Molotov	4	3			3		
Cocktail								
ATTEMPTS			1		1			
750.211A2B	Explosives - Mfg/Possess Molotov	20	2	2				
Cocktail/Other w/ Prop. Damage								
ATTEMPTS								
750.211A2C	Explosives - Mfg/Possess Molotov	25	1	1				
Cocktail/Other w/ Physical Injury								
ATTEMPTS								
750.213	Extortion	20	28	24	1		3	
ATTEMPTS			9	1	1	6	1	
750.2153	Impersonate Peace Officer to	4	5	3		2		
Commit Crime								
ATTEMPTS								
750.217	Obstruct Officer By Disguise	1	2		1			1
ATTEMPTS								
750.217D	False Personation - Health Professional	15	2	1		1		
ATTEMPTS								
750.217F	Impersonate Firefighter/	2	1	1				
Emergency Medical Personnel								
ATTEMPTS								
750.218	False Pretenses w/ Intent to	10	1		1			
Defraud								
ATTEMPTS								
750.218-B	False Pretenses - Over \$100	10	3	1	2			
ATTEMPTS			2		2			
750.2183	False Pretenses - Less Than \$200	MISD	7		1	2	3	1
ATTEMPTS								
750.2183A	False Pretenses - \$200 - <\$1K	1	79	1	23	19	30	6
ATTEMPTS								
750.2184A	False Pretenses - \$1K - <\$20K	5	201	46	20	82	53	
ATTEMPTS			15	1	3	7	4	
750.2184B	False Pretenses - \$200 - <\$1K -	5	2	1	1			
2nd+ Offense								
ATTEMPTS								
750.2185A	False Pretenses - \$20K or More	10	60	11	8	16	25	
ATTEMPTS			7		2	1	4	
750.219	False Statements - Financial	MISD	4		2		1	1
Condition								
ATTEMPTS								
750.219E	Financial Institution - Unauthorized	4	5			1	4	
Credit Application								
ATTEMPTS								
750.219F	Financial Institution - Forward	4	1				1	
Unauthorized Credit App								
ATTEMPTS								
750.220	False Statement - Credit Application	MISD	1		1			
ATTEMPTS								

NOTE: Be sure to check for related offense codes when examining a particular type of crime. They may or may not be in sequential order or even on the same page. Offenders may have multiple dispositions.

A2

2011 Criminal Court Dispositions by Offense and Type of Disposition — All Offenses

Page 18 of 33

			DISPOSITIONS					
Compiled Laws	Offense	Max. Penalty	Total	Prison ¹	Jail	Jail/ Probation ²	Probation ²	Other ³
	GRAND TOTAL		75,690	18,397	16,133	23,779	16,594	787
	%			24%	21%	32%	22%	1%
	VIOLATIONS		68,945	17,886	14,584	21,718	14,049	708
	ATTEMPTS		6,745	511	1,549	2,061	2,545	79
750.224	Weapons - Dangerous Weapon, Sale/Possess	5 ATTEMPTS	1			1		
750.2241-A	Weapons - Dangerous Weapon, Misc.	5 ATTEMPTS	77	3	23	24	27	
750.2241-B	Weapons - Dangerous Weapon, Gas Ejecting Device	5 ATTEMPTS	15		2	3	10	
750.224A	Weapons - Taser, Possession or Sale Taser	4 ATTEMPTS	1				1	
750.224B	Weapons - Firearms, Short-Barrel Shotgun/Rifle	5 ATTEMPTS	35	3	9	9	14	
750.224D2	Weapons - Dangerous Weapon, Self-Defense Spray	2 ATTEMPTS	14		4	1	8	1
750.224F	Weapons - Firearms, Possession by Felon	5 ATTEMPTS	69	25	8	17	18	1
750.226	Weapons - Dangerous Weapon, Carry w/ Unlawful Intent	5 ATTEMPTS	4		2		2	
750.226A	Weapons - Switchblade, Possession or Sale	1 ATTEMPTS	2			1	1	
750.227	Weapons - Carry Concealed	5 ATTEMPTS	2			1	1	
750.227A	Weapons - Firearms - Unlawful Possession by Security Guard	4 ATTEMPTS	924	470	121	145	169	19
750.227B	Weapons - Felony Firearm	10 ATTEMPTS	27	1	4	13	7	2
750.227B-A	Weapons - Felony Firearm	2 ATTEMPTS	112	48	13	34	16	1
750.227B-B	Weapons - Felony Firearm - 2nd Offense	5 ATTEMPTS	33		15	10	6	2
750.227B-C	Weapons - Felony Firearm - 3rd Offense	10 ATTEMPTS	1			1		
750.227C	Weapons - Firearms, Possess Loaded in Vehicle	2 ATTEMPTS	1,305	288	247	353	406	11
750.227D	Weapons - Firearms, Improper Possession in Vehicle	MISD ATTEMPTS	736	7	95	73	554	7
750.227G9A	Weapons - Body Armor - Possess/Use by Violent Felon	4 ATTEMPTS	1				1	
750.230	Weapons - Firearms, Alter ID Marks	2 ATTEMPTS	2	2				
750.232A1	Weapons - Firearms - Purchasing w/o License	MISD ATTEMPTS	1,707	1,599	5	5	87	11
750.232A3	Weapons - Firearms, False Application	4 ATTEMPTS	7		1	2	3	1
750.233	Weapons - Firearms, Aim w/o Malice	MISD ATTEMPTS	125	125				
750.234	Weapons - Firearms, Discharge/Aim w/o Malice and Injury	1 ATTEMPTS	6	6				
750.234A	Weapons - Firearms, Discharge from Vehicle	4 ATTEMPTS	45	5	7	16	13	4
			15		4	4	7	
			14		7	2	4	1
			3		1	2		
			8		1	4	3	
			1					1
			38		3	4	31	
			1				1	
			1				1	
			8			1	6	1
			4			1	2	1
			21	15	2	2	1	1

NOTE: Be sure to check for related offense codes when examining a particular type of crime. They may or may not be in sequential order or even on the same page. Offenders may have multiple dispositions.

A2

2011 Criminal Court Dispositions by Offense and Type of Disposition — All Offenses

Page 19 of 33

			DISPOSITIONS					
Compiled Laws	Offense	Max. Penalty	Total	Prison ¹	Jail	Jail/ Probation ²	Probation ²	Other ³
	GRAND TOTAL		75,690	18,397	16,133	23,779	16,594	787
	%			24%	21%	32%	22%	1%
	VIOLATIONS		68,945	17,886	14,584	21,718	14,049	708
	ATTEMPTS		6,745	511	1,549	2,061	2,545	79
750.234B	Weapons - Firearms, Discharge in/at Bldg.	4 ATTEMPTS	62	39	2	13	7	1
			8			7	1	
750.234D	Weapons - Firearms, Possess on Restricted Premises	MISD ATTEMPTS	1				1	
750.234E	Weapons - Firearms - Brandishing in Public	MISD ATTEMPTS	34		3	4	25	2
750.234F	Weapons - Firearms - Possession by Minor in Public	MISD ATTEMPTS	1		1			
750.235	Weapons - Firearms, Discharge/Aim w/o Malice but w/ Injury	1 ATTEMPTS	1		1			
750.237	Weapons - Firearms - Under the Influence Causing Serious Impairment	5 ATTEMPTS	31		14	9	8	
750.2373	Weapons - Firearms, Discharge OUIL Cause Impairment	5 ATTEMPTS	1	1				
750.237A1	Weapon - Free School Zones, General Felony Violations	5 ATTEMPTS	2		1		1	
750.237A2	Weapon - Free School Zones, General Misdemeanor	MISD ATTEMPTS	5		1	2	2	
750.243A	Fireworks - Possession	MISD ATTEMPTS	1			1		
750.248	Forgery	14 ATTEMPTS	244	50	47	78	69	
			21	3	5	10	3	
750.248A	Financial Transaction Device - Utter & Publish	4 ATTEMPTS	12		1	5	6	
			4		3	1		
750.249	Utter & Publish	14 ATTEMPTS	1,583	313	374	492	395	9
			318	20	90	93	109	6
750.249A	Financial Transaction Device - Forgery	4 ATTEMPTS	1		1			
750.250	Forge State Warrant	7 ATTEMPTS	6		3	3		
750.252	Utter & Publish - Possess Counterfeit Note w/ Intent	7 ATTEMPTS	4		1	2	1	
			1				1	
750.253	Utter & Publish - Counterfeit Bills/Notes	5 ATTEMPTS	68	7	21	25	15	
			7		4		3	
750.254	Utter & Publish - Possess Counterfeit Bank/State/Bills	5 ATTEMPTS	8	4	4			
750.255	Counterfeiting - Possess Tools	10 ATTEMPTS	3	1	1	1		
750.260	Counterfeiting - Coins/Possess 5 or more	LIFE ATTEMPTS	4	1	1		2	
750.261	Counterfeiting - Coins/Possess Less than 5	10 ATTEMPTS	6	1			5	
			3		1	1	1	
750.264	Counterfeiting - Possession of Counterfeit Marks	MISD ATTEMPTS	1				1	
750.273	Fraud - Obtain Signature to Financial Document	10 ATTEMPTS	1	1				
750.280	Fraud - Common Law	10 ATTEMPTS	2	2				
			1			1		

NOTE: Be sure to check for related offense codes when examining a particular type of crime. They may or may not be in sequential order or even on the same page. Offenders may have multiple dispositions.

A2

2011 Criminal Court Dispositions by Offense and Type of Disposition — All Offenses

Page 20 of 33

				DISPOSITIONS					
Compiled Laws		Offense	Max. Penalty	Total	Prison ¹	Jail	Jail/ Probation ²	Probation ²	Other ³
GRAND TOTAL				75,690	18,397	16,133	23,779	16,594	787
%					24%	21%	32%	22%	1%
VIOLATIONS				68,945	17,886	14,584	21,718	14,049	708
ATTEMPTS				6,745	511	1,549	2,061	2,545	79
750.282	Public Utility - Fraudulent Use		4	1				1	
ATTEMPTS									
750.282-B	Public Utility - Fraudulent Use, Over \$500		4	2				2	
ATTEMPTS				1				1	
750.282B	Public Utility - Fraudulent Use, Over \$500		4	16	1	1	5	9	
ATTEMPTS									
750.285	Obtain Personal Identity Info w/o Permission		5	5	2	3			
ATTEMPTS									
750.292	Innkeeper - Defrauding		4	2		1	1		
ATTEMPTS									
750.300A1A	Food Stamps - Fraud, \$250 or Less		10	1			1		
ATTEMPTS									
750.300A1B	Food Stamps - Fraud, Greater than \$250-<\$1K		5	4		1	2	1	
ATTEMPTS				15		3	3	8	1
750.300A1C	Food Stamps - Fraud Over \$1K		10	7		1	3	2	1
ATTEMPTS				19			10	9	
750.301	Gambling - Take Bets		1	1		1			
ATTEMPTS									
750.303-A	Gambling House - Maintain for Gain		2	3				1	2
ATTEMPTS									
750.314-B	Gambling - Winning More Than \$50 at Cards/Dice	MISD		1					1
ATTEMPTS									
750.316	Homicide	LIFE		8	8				
ATTEMPTS									
750.316-A	Homicide - Murder 1st Degree, Premeditated	LIFE		77	77				
ATTEMPTS									
750.316-B	Homicide - Felony Murder	LIFE		33	33				
ATTEMPTS									
750.316-C	Homicide - Open Murder, Statutory Short Form	LIFE		14	14				
ATTEMPTS									
750.316-D	Homicide - Murder of Peace/ Corrections Officer	LIFE		1	1				
ATTEMPTS				1		1			
750.317	Homicide - Murder 2nd Degree	LIFE		160	160				
ATTEMPTS									
750.317A	Deliver Controlled Substance Cause Death	LIFE		12	11		1		
ATTEMPTS				1	1				
750.321	Homicide - Manslaughter		15	8	7		1		
ATTEMPTS									
750.321-A	Homicide - Manslaughter, Statutory Short Form		15	25	20		4	1	
ATTEMPTS				1	1				
750.321-C	Homicide - Manslaughter, Involuntary		15	18	16			2	
ATTEMPTS									
750.321-E	Homicide - Manslaughter w/ Motor Vehicle		15	17	13		3	1	
ATTEMPTS				2	2				
750.324	Homicide - Negligent Homicide		2	51	4	2	25	20	
ATTEMPTS				7		1	2	4	
750.329	Homicide - Manslaughter, Death w/ Weapon, Aim w/o Malice		15	3	2		1		
ATTEMPTS									

NOTE: Be sure to check for related offense codes when examining a particular type of crime. They may or may not be in sequential order or even on the same page. Offenders may have multiple dispositions.

A2

2011 Criminal Court Dispositions by Offense and Type of Disposition — All Offenses

Page 21 of 33

			DISPOSITIONS					
Compiled Laws	Offense	Max. Penalty	Total	Prison ¹	Jail	Jail/ Probation ²	Probation ²	Other ³
GRAND TOTAL			75,690	18,397	16,133	23,779	16,594	787
%				24%	21%	32%	22%	1%
VIOLATIONS			68,945	17,886	14,584	21,718	14,049	708
ATTEMPTS			6,745	511	1,549	2,061	2,545	79
750.335A	Indecent Exposure (Sexually Delinquent Person)	1 ATTEMPTS	26	1	15	7	3	
750.335A2B	Aggravated Indecent Exposure	2 ATTEMPTS	92	19	20	36	16	1
750.335A2C	Indecent Exposure by Sexually Delinquent Person	LIFE ATTEMPTS	19	14	1	2	2	
750.337	Indecent Language	Misd ATTEMPTS	1			1	1	
750.338	Gross Indecency Between Males, Commit/Procure	5 ATTEMPTS	8	3	2	2	1	
750.338B	Gross Indecency Between Male & Female, Commit/Procure	5 ATTEMPTS	4			3		1
750.349	Kidnapping	LIFE ATTEMPTS	31	8	4	12	7	
750.349A	Prisoner Taking Hostage	LIFE ATTEMPTS	3		2	1		
750.349B	Unlawful Imprisonment	15 ATTEMPTS	41	40		1		
750.350	Kidnapping - Child Enticement	LIFE ATTEMPTS	1	1				
750.350A1	Kidnapping - Custodial Interference	1 ATTEMPTS	77	70	1	2	4	
750.352	Molest/Disturb Workers	MISD ATTEMPTS	14	6	1	7		
750.356	Larceny	10 ATTEMPTS	2	2				
750.356-A	Larceny - Over \$100 (obsolete)	1 ATTEMPTS	15		7	3	5	
750.3562A	Larceny - \$20K or More	10 ATTEMPTS	1		1		1	
750.3563A	Larceny - \$1K - <\$20K	5 ATTEMPTS	2		1			
750.3563B	Larceny - \$200 - <\$1K - 2nd+ Offense	5 ATTEMPTS	23	9	5	5	4	
750.3564A	Larceny - \$200 - < \$1K	1 ATTEMPTS	4		2	2		
750.3564B	Larceny - Less Than \$1K - 2nd+ Offense	MISD ATTEMPTS	343	83	54	147	58	1
750.3565	Larceny - Less Than \$200	MISD ATTEMPTS	59	3	17	27	12	
750.356A	Larceny - From Motor Vehicle	10 ATTEMPTS	15	6	2	6	1	
750.356A1	Larceny - From Motor Vehicle	5 ATTEMPTS	202		72	56	68	6
750.356A2A	Breaking & Entering - Vehicle/Semi-Trailer/House Trailer, <\$200	MISD ATTEMPTS	2		1	1		
750.356A2B1	Breaking & Entering - Vehicle/Semi-Trailer/House Trailer, \$200 - <\$1K	1 ATTEMPTS	75		46	15	13	1
			2		1			1
			16	2	3	6	5	
			8	1	2	1	4	
			966	148	203	405	209	1
			93	5	28	29	31	
			115		55	33	24	3
			2			2		
			24		12	5	6	1

NOTE: Be sure to check for related offense codes when examining a particular type of crime. They may or may not be in sequential order or even on the same page. Offenders may have multiple dispositions.

A2

2011 Criminal Court Dispositions by Offense and Type of Disposition — All Offenses

Page 22 of 33

			DISPOSITIONS					
Compiled Laws	Offense	Max. Penalty	Total	Prison ¹	Jail	Jail/ Probation ²	Probation ²	Other ³
GRAND TOTAL			75,690	18,397	16,133	23,779	16,594	787
%				24%	21%	32%	22%	1%
VIOLATIONS			68,945	17,886	14,584	21,718	14,049	708
ATTEMPTS			6,745	511	1,549	2,061	2,545	79
750.356A2C1	Breaking & Entering - Vehicle/Semi-Trailer/House Trailer, \$1K - <\$20K	5 ATTEMPTS	37	9	8	15	5	
750.356A2C2	Breaking & Entering - Vehicle/Semi-Trailer/House Trailer, \$200-<\$1K - 2nd+Ofns	5 ATTEMPTS	2	1			1	
750.356A2D1	Breaking & Entering - Vehicle/Semi-Trailer/House Trailer, \$20K or More	10 ATTEMPTS	2	1		1		
750.356A3	Breaking & Entering - Vehicle Semi-Trailer/House Trailer, w/ Damage	5 ATTEMPTS	290	64	73	100	52	1
750.356B	Breaking & Entering - Coin Telephone	4 ATTEMPTS	30	2	10	7	11	
750.356C	Retail Fraud - 1st Degree	5 ATTEMPTS	1		1			
750.356D	Retail Fraud - 2nd Degree	1 ATTEMPTS	1,040	311	259	325	137	8
750.356D4	Retail Fraud - 3rd Degree	MISD ATTEMPTS	46	2	18	11	15	
750.357	Larceny from Person	10 ATTEMPTS	128	1	61	30	32	4
750.357B	Weapons - Firearms - Larceny	5 ATTEMPTS	83	3	41	21	17	1
750.359	Larceny - From Vacant Building	MISD ATTEMPTS	2		1		1	
750.360	Larceny in Building	4 ATTEMPTS	367	95	72	128	72	
750.360A2A	Theft Detection Device - Deactivate/Remove	MISD ATTEMPTS	61	12	19	20	10	
750.360A2B	Theft Detection Device - Deactivate/Remove - 2nd Offense	4 ATTEMPTS	142	54	15	47	25	1
750.362	Larceny by Conversion	10 ATTEMPTS	7		1	4	2	
750.3622A	Larceny by Conversion, \$20K or More	10 ATTEMPTS	7		2	1	4	
750.3622B	Larceny by Conversion, \$1K - <\$20K - 3rd+ Offense	10 ATTEMPTS	2,153	329	516	865	433	10
750.3623A	Larceny by Conversion, \$1K - <\$20K	5 ATTEMPTS	457	10	133	231	79	4
750.3623B	Larceny by Conversion, \$200 - <\$1K - 2nd+ Offense	5 ATTEMPTS	8		8			
750.3624A	Larceny by False Personation, \$200 - <\$1K	MISD ATTEMPTS	2		1		1	
750.3625	Larceny by Conversion, Less than \$200	MISD ATTEMPTS	1				1	
750.362A2A	Fail to Return Rented Property, \$20K or More	10 ATTEMPTS	10	2	1	5	2	
750.362A3A	Fail to Return Rented Property, \$1K - <\$20K	5 ATTEMPTS	1	1				
750.362A4A	Failure to Return Rented Property - 1 Year Misd.	MISD ATTEMPTS	99	28	11	34	24	2
			4	2	2	1	1	
			3			1		
			22		8	7	5	2
			5		3	1		1
			4		2		2	
			17		5	7	5	
			3		1	1	1	
			7			2	3	2

NOTE: Be sure to check for related offense codes when examining a particular type of crime. They may or may not be in sequential order or even on the same page. Offenders may have multiple dispositions.

A2

2011 Criminal Court Dispositions by Offense and Type of Disposition — All Offenses

Page 23 of 33

			DISPOSITIONS					
Compiled Laws	Offense	Max. Penalty	Total	Prison ¹	Jail	Jail/ Probation ²	Probation ²	Other ³
GRAND TOTAL			75,690	18,397	16,133	23,779	16,594	787
%				24%	21%	32%	22%	1%
VIOLATIONS			68,945	17,886	14,584	21,718	14,049	708
ATTEMPTS			6,745	511	1,549	2,061	2,545	79
750.362A5	Failure to Return Rented Property - 93 Day Misd.	MISD ATTEMPTS	1		1			
750.362AA	Fail to Return Rented Property, Over \$100 (Obsolete)	2 ATTEMPTS	1			1		
750.3633A	Larceny by False Personation, \$1K - <\$20K	5 ATTEMPTS	3	3				
750.3634A	Larceny by False Personation, \$200 - <\$1K	MISD ATTEMPTS	2	1		1		
750.377A	Malicious Destruction Pers. Prop.	10 ATTEMPTS	1		1			
750.377A1A1	Malicious Destruction Pers. Prop., \$20K Or More	10 ATTEMPTS	3		2	1		
750.377A1B1	Malicious Destruction Pers. Prop., \$1K - <\$20K	5 ATTEMPTS	4	2		2		
750.377A1B2	Malicious Destruction Pers. Prop., \$200 - <\$1K - 2nd+ Offense	5 ATTEMPTS	251	31	48	93	77	2
750.377A1C1	Malicious Destruction Pers. Prop., \$200 - <\$1K	1 ATTEMPTS	25	4	7	9	5	
750.377A1D	Malicious Destruction Pers. Prop., Under \$200	MISD ATTEMPTS	6		1	1	4	
750.377B	Malicious Destruction Fire/Police Property	4 ATTEMPTS	157		57	34	65	1
750.377C	School Bus - Intentional Damage	5 ATTEMPTS	2		2			
750.379	Malicious Destruction of Prop., Bridges/Railroads/Locks	4 ATTEMPTS	77		31	24	19	3
750.3802A	Malicious Destruction of Bldg., \$20K or More	10 ATTEMPTS	173	39	45	49	40	
750.3803A	Malicious Destruction of Bldg., \$1K - <\$20K	5 ATTEMPTS	43	1	8	18	16	
750.3803B	Malicious Destruction of Bldg., \$200 - <\$1K - 2nd+ Offense	5 ATTEMPTS	1				1	
750.3804A	Malicious Destruction of Bldg., \$200 - <\$1K	1 ATTEMPTS	1				1	
750.3804B	Malicious Destruction of Bldg., <\$200 - 2nd Offense	MISD ATTEMPTS	6	2		3	1	
750.3805	Malicious Destruction of Bldg., <\$200	MISD ATTEMPTS	96	18	18	32	28	
750.380A	Malicious Destruction of Bldg., Over \$100 (Obsolete)	4 ATTEMPTS	7		1	3	3	
750.381	Malicious Destruction of Bldg., Gates/Fences	MISD ATTEMPTS	1			1		
750.3821A	Malicious Destruction of Property - Trees, Shrubs, Crops, Grass, Soil	MISD ATTEMPTS	56	2	19	16	17	2
750.3821B1	Mal. Destr. Trees/Shrubs/etc. \$200 - < \$1K	1 ATTEMPTS	2			1		1
750.3821C1	Mal. Destr. Trees/Shrubs/etc. \$1K - <\$20K	5 ATTEMPTS	1			1		

NOTE: Be sure to check for related offense codes when examining a particular type of crime. They may or may not be in sequential order or even on the same page. Offenders may have multiple dispositions.

A2

2011 Criminal Court Dispositions by Offense and Type of Disposition — All Offenses

Page 24 of 33

			DISPOSITIONS					
Compiled Laws	Offense	Max. Penalty	Total	Prison ¹	Jail	Jail/ Probation ²	Probation ²	Other ³
GRAND TOTAL			75,690	18,397	16,133	23,779	16,594	787
%				24%	21%	32%	22%	1%
VIOLATIONS			68,945	17,886	14,584	21,718	14,049	708
ATTEMPTS			6,745	511	1,549	2,061	2,545	79
750.383A	Malicious Destruction of Prop., Utility Prop.	4 ATTEMPTS	37 10	8	2 1	11 2	16 7	
750.3872	Malicious Destruction of Tombs/ Memorials	10 ATTEMPTS	1				1	
750.3874A	Malicious Destruction of Tombs/ Memorials	MISD ATTEMPTS	1			1		
750.3875A	Malicious Destruction of Tombs/ Memorials, \$1K - <\$20K	5 ATTEMPTS	3			3		
750.3942C	Throw Objects at Trains/Cars, Causing Injury	4 ATTEMPTS	1 1		1			
750.411A1A	False Report of Misdemeanor	MISD ATTEMPTS	30 1		7 1	4	13	6
750.411A1B	False Report of Felony	4 ATTEMPTS	169 55	21 4	35 12	58 18	55 20	
750.411A2	False Bomb Threat	4 ATTEMPTS	1		1			
750.411A3A	False Report/Threat of Bomb/ Harmful Device	4 ATTEMPTS	21	3	4	11	3	
750.411H	Stalking	1 ATTEMPTS	54 1		28	10	16 1	
750.411H2B	Stalking a Minor	5 ATTEMPTS	3 2				2	1
750.411I	Stalking - Aggravated	5 ATTEMPTS	156 13	42 1	22 3	62 7	30 2	
750.411L	Money Laundering - 4th Degree	2 ATTEMPTS	1				1	
750.411M	Money Laundering - 3rd Degree	5 ATTEMPTS	2	1		1		
750.411N	Money Laundering - 2nd Degree	10 ATTEMPTS	1	1				
750.411S2A	Unlawful Posting Message	2 ATTEMPTS	12 2		6	5 2	1	
750.411S2B	Unlawful Posting Message w/ Aggravating Circumstances	5 ATTEMPTS	1			1		
750.411U	Gang Membership - Assoc/Member Commit/Attempt Felony	20 ATTEMPTS	2 1	2 1				
750.411V1	Gang Recruitment	5 ATTEMPTS	2			2		
750.413	Motor Vehicle - Unlawful Drive Away	5 ATTEMPTS	694 133	209 14	153 37	214 41	117 41	1
750.414	Motor Vehicle - Unlawful Use	2 ATTEMPTS	350 17	30	138 9	130 5	44 3	8
750.414A	Motor Vehicle - Possess Master Key	MISD ATTEMPTS	6		1	2	3	
750.4152	Motor Vehicle - Conceal/Misrep. Identity to Mislead	4 ATTEMPTS	16		4	4	8	
750.4155	Motor Vehicle - Possess/Deliver - ID Plates or Labels	4 ATTEMPTS	1				1	

NOTE: Be sure to check for related offense codes when examining a particular type of crime. They may or may not be in sequential order or even on the same page. Offenders may have multiple dispositions.

A2

2011 Criminal Court Dispositions by Offense and Type of Disposition — All Offenses

Page 25 of 33

			DISPOSITIONS					
Compiled Laws	Offense	Max. Penalty	Total	Prison ¹	Jail	Jail/ Probation ²	Probation ²	Other ³
GRAND TOTAL			75,690	18,397	16,133	23,779	16,594	787
%				24%	21%	32%	22%	1%
VIOLATIONS			68,945	17,886	14,584	21,718	14,049	708
ATTEMPTS			6,745	511	1,549	2,061	2,545	79
750.4156	Motor Vehicle - Buy/Receive Part w/ ID Removed/Altered	10 ATTEMPTS	1			1		
750.422-A	Perjury - Court Proceeding, Capital Crime	LIFE ATTEMPTS	2	1			1	
750.422-B	Perjury - Court Proceeding	15 ATTEMPTS	5	2	2	1		
			3		1	2		
750.423	Perjury - Other Than Court Proceeding	15 ATTEMPTS	2			1	1	
			1			1		
750.424-B	Perjury - Subornation, Court Proceeding	15 ATTEMPTS	1	1				
750.425-A	Perjury - Incite/Procure, Other Than Court Proceeding	5 ATTEMPTS	2	2				
750.425-B	Perjury - Incite/Procure, Court Proceeding	5 ATTEMPTS	3		1	1	1	
750.4362A	Poisoning - Food/Drink/Medicine/ Water	15 ATTEMPTS	1		1			
750.439	Polygamy	4 ATTEMPTS	3		2		1	
			1				1	
750.448	Prostitution - Accost and Solicit	MISD ATTEMPTS	12		8	3	1	
750.451-D	Prostitution - 3rd+ Offense	2 ATTEMPTS	46	4	26	14	1	1
			1		1			
750.452	Prostitution - Keeping House of	5 ATTEMPTS	2				2	
750.455	Prostitution - Pandering	20 ATTEMPTS	3	3				
750.457	Prostitution - Accept Earnings	20 ATTEMPTS	1		1			
750.459	Prostitution - Transport Female (perhaps compel)	20 ATTEMPTS	2	2				
750.478	Public Officer - Wilfull Neglect of Duty	MISD ATTEMPTS	3			1	2	
750.478A2	Public Officer - Attempt to Obstruct Official Duties	2 ATTEMPTS	1			1		
750.479	Public Officer - Assault/Obstruct	20 ATTEMPTS	5		1	3	1	
			3			2		1
750.479-B	Police Officer/Public Officer - Resist/Obstruct	2 ATTEMPTS	3		3			
			1			1		
750.4792	Public Officer - Assault/Obstruct	2 ATTEMPTS	12	7	3	1	1	
			2			1	1	
750.4793	Public Officer - Assault/Obstruct Cause Injury	4 ATTEMPTS	4	2	1	1		
750.479A2	Police Officer - Flee (Penal Code) 4th Degree	2 ATTEMPTS	80	9	20	30	20	1
			10		2	3	5	
750.479A3	Police Officer - Flee (Penal Code) 3rd Degree	5 ATTEMPTS	200	49	36	65	48	2
			36	1	11	14	10	
750.479A4	Police Officer - Flee (Penal Code) 2nd Offense	10 ATTEMPTS	2	1			1	

NOTE: Be sure to check for related offense codes when examining a particular type of crime. They may or may not be in sequential order or even on the same page. Offenders may have multiple dispositions.

A2

2011 Criminal Court Dispositions by Offense and Type of Disposition — All Offenses

Page 26 of 33

			DISPOSITIONS					
Compiled Laws	Offense	Max. Penalty	Total	Prison ¹	Jail	Jail/ Probation ²	Probation ²	Other ³
GRAND TOTAL			75,690	18,397	16,133	23,779	16,594	787
%				24%	21%	32%	22%	1%
VIOLATIONS			68,945	17,886	14,584	21,718	14,049	708
ATTEMPTS			6,745	511	1,549	2,061	2,545	79
750.479A4-A	Police Officer - Flee (Penal Code) 2nd Degree	10 ATTEMPTS	11	8	2		1	
750.479A5-A	Police Officer - Flee (Penal Code) 1st Degree	15 ATTEMPTS	2	2				
750.479B1	Peace Officer - Disarm Non-Firearm	4 ATTEMPTS	1 3	1				
750.479B2	Peace Officer - Disarm Firearm	10 ATTEMPTS	11	5		4	2	
750.483A2A	Interfering w/ Crime Report	MISD ATTEMPTS	17		6	2	8	1
750.483A2B	Interfere w/ Crime Report Threat to Kill/Injure	10 ATTEMPTS	5 1	2		2	1	
750.483A4A	Interfering w/ Police Investigation	MISD ATTEMPTS	6		3	1	2	
750.483A4B	Interfere w/ Police Investigation Threat to Kill/Injure	10 ATTEMPTS	2	2				
750.483A6A	Tamper w/ Evidence	4 ATTEMPTS	12 4	5	1	5 3	1 1	
750.483A6B	Tamper w/ Evidence - Criminal Case Max >10 yr Term	10 ATTEMPTS	6	5	1			
750.49-A	Animals - Fighting	4 ATTEMPTS	8	3		5		
750.49-B	Animals - Attend Fight	4 ATTEMPTS	21 8	1	1 2	15 2	4 4	
750.49-C	Animals - Fighting, Possess Equipment	4 ATTEMPTS	5		2	3		
750.490	Public Money - Safe Keeping	2 ATTEMPTS	5			5		
750.490A	Public Officer - Purchase Goods for Private Purpose	MISD ATTEMPTS	1				1	
750.492A1B	Medical Record - Recklessly Placing False Info - Health Care Provider	MISD ATTEMPTS	4				4	
750.502D	Anhydrous Ammonia Container, Unauthorized Tampering	4 ATTEMPTS	2		1	1		
750.504A	Animals - Abandon/Cruelty to 1 Animal	MISD ATTEMPTS	5		1		2	2
750.504B	Animals - Abandon/Cruelty to 2 or 3 Animals	1 ATTEMPTS	1 1				1 1	
750.504C	Animals - Abandon/Cruelty to 4 - 9 Animals	2 ATTEMPTS	5 1		1	4		
750.504D	Animals - Abandon/Cruelty to 10 or More Animals	4 ATTEMPTS	3 3			1	2 2	
750.505	Common Law Offenses	5 ATTEMPTS	2	1				1
750.505-A	Obstruction of Justice	5 ATTEMPTS	36 13	15 1	9 5	10 5	2 2	
750.505-B	Accessory After the Fact to Felony	5 ATTEMPTS	86 6	8	15 4	38 2	25	

NOTE: Be sure to check for related offense codes when examining a particular type of crime. They may or may not be in sequential order or even on the same page. Offenders may have multiple dispositions.

A2

2011 Criminal Court Dispositions by Offense and Type of Disposition — All Offenses

Page 27 of 33

			DISPOSITIONS					
Compiled Laws	Offense	Max. Penalty	Total	Prison ¹	Jail	Jail/ Probation ²	Probation ²	Other ³
GRAND TOTAL			75,690	18,397	16,133	23,779	16,594	787
%				24%	21%	32%	22%	1%
VIOLATIONS			68,945	17,886	14,584	21,718	14,049	708
ATTEMPTS			6,745	511	1,549	2,061	2,545	79
750.505-C	Common Law Offenses	5	3	1	1		1	
ATTEMPTS								
750.5082B	Police Radio Receivers/Scanners, Use in Commission of Felony	2	7	3		3	1	
ATTEMPTS								
750.50B	Animals - Kill/Torture	4	45	7	8	24	6	
ATTEMPTS			6		2	2	1	1
750.50C7	Police Animal - Injure/Harass While Committing Crime	2	2	1		1		
ATTEMPTS								
750.520B	CSC - 1st Degree - Multiple Variables	LIFE	146	146				
ATTEMPTS			2	1		1		
750.520B1A	CSC - 1st Degree - Person Under 13	LIFE	142	139		1		2
ATTEMPTS			5	4	1			
750.520B1B	CSC - 1st Degree - Relationship	LIFE	85	85				
ATTEMPTS			2	2				
750.520B1C	CSC - 1st Degree - During Felony	LIFE	15	15				
ATTEMPTS								
750.520B1D	CSC - 1st Degree - Accomplices	LIFE	8	8				
ATTEMPTS								
750.520B1F	CSC - 1st Degree - Personal Injury	LIFE	23	23				
ATTEMPTS			1			1		
750.520B1G	CSC - 1st Degree - Injury to Incapacitated Victim	LIFE	1			1		
ATTEMPTS								
750.520B1H	CSC - 1st Degree - Mentally Disabled Relationship	LIFE	1	1				
ATTEMPTS								
750.520B2B	CSC - 1st Degree - Person <13, Defendant 17+ yrs.	LIFE	57	57				
ATTEMPTS			1	1				
750.520B2C	CSC - 1st Degree - Person <13, Defendant 17+ yrs - 2nd Offense	LIFE	3	3				
ATTEMPTS								
750.520C	CSC - 2nd Degree - Multiple Variables	15	90	45	4	29	12	
ATTEMPTS			2			2		
750.520C1A	CSC - 2nd Degree - Person Under 13	15	240	189	3	36	10	2
ATTEMPTS			27	15	2	10		
750.520C1B	CSC - 2nd Degree - Relationship	15	69	50	1	17	1	
ATTEMPTS			5	1	1	2	1	
750.520C1C	CSC - 2nd Degree - During Felony	15	10	9		1		
ATTEMPTS								
750.520C1D	CSC - 2nd Degree - Accomplices	15	7	7				
ATTEMPTS								
750.520C1F	CSC - 2nd Degree - Personal Injury	15	15	9		4	2	
ATTEMPTS								
750.520C1G	CSC - 2nd Degree - Injury to Incapacitated Victim	15	7	5	1	1		
ATTEMPTS			1			1		
750.520C1H	CSC - 2nd Degree - Mentally Disabled Relationship	15	2	2				
ATTEMPTS								
750.520C1I	CSC - 2nd Degree - State Prisoner	15	3	1		2		
ATTEMPTS								
750.520C1K	CSC - 2nd Degree - County Prisoner	15	2			2		
ATTEMPTS								

NOTE: Be sure to check for related offense codes when examining a particular type of crime. They may or may not be in sequential order or even on the same page. Offenders may have multiple dispositions.

2011 Criminal Court Dispositions by Offense and Type of Disposition — All Offenses

			DISPOSITIONS					
Compiled Laws	Offense	Max. Penalty	Total	Prison ¹	Jail	Jail/ Probation ²	Probation ²	Other ³
GRAND TOTAL			75,690	18,397	16,133	23,779	16,594	787
%				24%	21%	32%	22%	1%
VIOLATIONS			68,945	17,886	14,584	21,718	14,049	708
ATTEMPTS			6,745	511	1,549	2,061	2,545	79
750.520C2B	CSC - 2nd Degree - Person < 13, Defendant 17+ yrs.	15 ATTEMPTS	80 7	63 2	1	10 5	6	
750.520D	CSC - 3rd Degree - Multiple Variables	15 ATTEMPTS	66 12	62 4	2	1 6	1	2
750.520D1A	CSC - 3rd Degree - Person 13-15	15 ATTEMPTS	344 84	241 29	9 9	43 39	47 7	4
750.520D1B	CSC - 3rd Degree - Force/Coercion	15 ATTEMPTS	70 4	66	1	1 3		3
750.520D1C	CSC - 3rd Degree - Incapacitated Victim	15 ATTEMPTS	15 4	14 1		3	1	
750.520D1D	CSC - 3rd Degree - Incest	15 ATTEMPTS	32 2	31 1		1	1	
750.520D1E	CSC - 3rd Degree - Student	15 ATTEMPTS	7	7				
750.520D1F	CSC - 3rd Degree - Special Ed Student	15 ATTEMPTS	3	3				
750.520E	CSC - 4th Degree - Multiple Variables	2 ATTEMPTS	73 5	18 4	7 4	36 1	12	
750.520E1A	CSC - 4th Degree - Force/Coercion	2 ATTEMPTS	156 17	36 6	29 6	69 9	22 2	
750.520E1A-A	CSC - 4th Degree - Victim 13-16	2 ATTEMPTS	163 4	51	26	67 3	19 1	
750.520E1B	CSC - 4th Degree - Incapacitated Victim	2 ATTEMPTS	27 1	4	6	13	4 1	
750.520E1E-A	CSC - 4th Degree - Mental Health Professional	2 ATTEMPTS	2			2		
750.520E1G	CSC - 4th Degree - Incest	2 ATTEMPTS	13 1	2	3	7	1 1	
750.520E1G-A	CSC - 4th Degree - Special Ed Student	2 ATTEMPTS	1	1				
750.520G1	CSC - Assault w/ Intent to Commit Sexual Penetration	10 ATTEMPTS	146 4	79 2	13	46 1	8 1	
750.520G2	CSC - 2nd Degree Assault	5 ATTEMPTS	58 1	25	5 1	25	3	
750.529	Robbery - Armed	LIFE ATTEMPTS	907 21	889 3	2 7	4 8	4 3	8
750.529A	Carjacking	LIFE ATTEMPTS	149 5	146 3	2 1			1
750.530	Robbery - Unarmed	15 ATTEMPTS	686 60	398 15	47 10	122 23	116 10	3 2
750.531	Bank Robbery/Safe Breaking	LIFE ATTEMPTS	3	2		1		
750.531-A	Bank Robbery	LIFE ATTEMPTS	52	41	2	8	1	
750.531-B	Safe Breaking	LIFE ATTEMPTS	45 8	38	1 2	3 5	1 1	2
750.532	Seduction	5 ATTEMPTS	9 1		2	4	3 1	

NOTE: Be sure to check for related offense codes when examining a particular type of crime. They may or may not be in sequential order or even on the same page. Offenders may have multiple dispositions.

A2

2011 Criminal Court Dispositions by Offense and Type of Disposition — All Offenses

Page 29 of 33

			DISPOSITIONS					
Compiled Laws	Offense	Max. Penalty	Total	Prison ¹	Jail	Jail/ Probation ²	Probation ²	Other ³
GRAND TOTAL			75,690	18,397	16,133	23,779	16,594	787
%				24%	21%	32%	22%	1%
VIOLATIONS			68,945	17,886	14,584	21,718	14,049	708
ATTEMPTS			6,745	511	1,549	2,061	2,545	79
750.535	Stolen Prop. - Receive & Conceal (Obsolete)	10 ATTEMPTS	1				1	
750.535-B	Stolen Prop. - Receive & Conceal, <\$100 (Obsolete)	MISD ATTEMPTS	1	1				
750.5352A	Stolen Prop. - Receive & Conceal, \$20K or More	10 ATTEMPTS	41	4	12	15	10	
750.5352B	Stolen Prop. - Receive & Conceal, \$1K - <\$20K - 3rd+ Offense	10 ATTEMPTS	9	1	1	6	1	
750.5352B	Stolen Prop. - Receive & Conceal, \$1K - <\$20K - 3rd+ Offense	10 ATTEMPTS	3	3				
750.5353A	Stolen Prop. - Receive & Conceal, \$1K - <\$20K	5 ATTEMPTS	510	136	83	187	102	2
750.5353B	Stolen Prop. - Receive & Conceal, \$200 - <\$1K - 2nd+ Offense	5 ATTEMPTS	60	1	18	22	18	1
750.5353B	Stolen Prop. - Receive & Conceal, \$200 - <\$1K - 2nd+ Offense	5 ATTEMPTS	8	4	2		1	1
750.5354A	Stolen Prop. - Receive & Conceal, \$200 - <\$1K	1 ATTEMPTS	2		1	1		
750.5354A	Stolen Prop. - Receive & Conceal, \$200 - <\$1K	1 ATTEMPTS	124	4	34	37	48	1
750.5355	Stolen Prop. - Receive & Conceal, Under \$200	MISD ATTEMPTS	45		25	9	11	
750.5357	Stolen Prop. - Receive & Conceal, Motor Vehicle	5 ATTEMPTS	716	164	137	163	252	
750.535A	Motor Vehicles - Operate Chop Shop	10 ATTEMPTS	149	3	26	21	98	1
750.535A	Motor Vehicles - Operate Chop Shop	10 ATTEMPTS	3		1		2	
750.535A2	Motor Vehicles - Operate Chop Shop	10 ATTEMPTS	49	11	7	13	18	
750.535B	Weapons - Firearms, Receive & Conceal	10 ATTEMPTS	6		1	2	3	
750.536A2	Property or Goods - Altering or Obliterating Identifying Numbers	MISD ATTEMPTS	141	47	16	50	27	1
750.539B	Eavesdropping - Trespassing for	MISD ATTEMPTS	16	1	8	4	3	
750.539B	Eavesdropping - Trespassing for	MISD ATTEMPTS	1		1			
750.539C	Eavesdropping	2 ATTEMPTS	2		2			
750.539C	Eavesdropping	2 ATTEMPTS	1			1		
750.539D	Eavesdropping - Install/Use	2 ATTEMPTS	6			6		
750.539D	Eavesdropping - Install/Use	2 ATTEMPTS	1				1	
750.539J2A1	Surveil Unclothed Person	2 ATTEMPTS	18	1	3	13	1	
750.539J2B	Capture/Distribute Image of Unclothed Person	5 ATTEMPTS	3			3		
750.539J2B	Capture/Distribute Image of Unclothed Person	5 ATTEMPTS	24	15		5	3	1
750.540	Telephone - Tap/Cut Lines	2 ATTEMPTS	1		1			
750.540A	Interfere w/ Electronic Communications	2 ATTEMPTS	3	2			1	
750.540A	Interfere w/ Electronic Communications	2 ATTEMPTS	177	32	51	72	22	
750.540B	Interfere w/ Electronic Communications, Injury/Death	4 ATTEMPTS	28		9	13	5	1
750.540B	Interfere w/ Electronic Communications, Injury/Death	4 ATTEMPTS	4	2		2		
750.540C4	Telecommunications - Access Device Violations	4 ATTEMPTS	3		1	2		
750.540E	Telecommunications - Malicious Use	MISD ATTEMPTS	22	1	9	5	6	1
750.540E	Telecommunications - Malicious Use	MISD ATTEMPTS	1			1		
750.543M	Terrorism - False Report or Threat	20 ATTEMPTS	6	6				
750.543M	Terrorism - False Report or Threat	20 ATTEMPTS	5	3	1	1		

NOTE: Be sure to check for related offense codes when examining a particular type of crime. They may or may not be in sequential order or even on the same page. Offenders may have multiple dispositions.

A2

2011 Criminal Court Dispositions by Offense and Type of Disposition — All Offenses

Page 30 of 33

			DISPOSITIONS					
Compiled Laws	Offense	Max. Penalty	Total	Prison ¹	Jail	Jail/ Probation ²	Probation ²	Other ³
	GRAND TOTAL		75,690	18,397	16,133	23,779	16,594	787
	%			24%	21%	32%	22%	1%
	VIOLATIONS		68,945	17,886	14,584	21,718	14,049	708
	ATTEMPTS		6,745	511	1,549	2,061	2,545	79
750.552	Trespass	MISD	23		9	6	3	5
	ATTEMPTS		1		1			
750.552B	Trespass - State Correctional Facility	4	1	1				
	ATTEMPTS		1			1		
750.552c	Trespass Upon Key Facility	4	5	2	1	1	1	
	ATTEMPTS							
750.72	Arson - Dwelling House/ Curtilage	20	5	1	1		3	
	ATTEMPTS		1		1			
750.72-A	Arson - Dwelling House	20	72	55	1	9	7	
	ATTEMPTS		10	4	1	2	3	
750.72-B	Arson - Dwelling House/ Curtilage	20	4	3		1		
	ATTEMPTS		1			1		
750.73	Arson - Real Property	10	71	35	2	27	7	
	ATTEMPTS		2			1	1	
750.741A	Arson - Personal Property, <\$200	5	2		2			
	ATTEMPTS							
750.741B1	Arson - Personal Property, \$200 - <\$1K	1	8		3	1	4	
	ATTEMPTS							
750.741C1	Arson - Personal Property, \$1K - <\$20K	5	19	7	2	8	2	
	ATTEMPTS		3	1		1	1	
750.741D1	Arson - Personal Property, \$20K or More	10	4			2	2	
	ATTEMPTS							
750.75	Arson - Insured Property	10	14	5	3	4	2	
	ATTEMPTS							
750.771B1	Arson - Preparation to Burn Property, \$200 - <\$1K	1	3			2	1	
	ATTEMPTS							
750.771C1	Arson - Preparation to Burn Property, \$1K - <\$20K	5	15	5	1	5	4	
	ATTEMPTS		5		1	4		
750.771D1	Arson - Preparation to Burn Property, \$20K or More	10	8	5	1		2	
	ATTEMPTS		1				1	
750.78	Arson - Woods/Prairies	4	6			6		
	ATTEMPTS		2			1	1	
750.81	Asslt or Asslt and Battery	MISD	424		178	108	129	9
	ATTEMPTS		1			1		
750.812	Domestic Violence	MISD	606	1	283	131	184	7
	ATTEMPTS		7		3	1	3	
750.813	Domestic Violence - 2nd Offense	1	156	2	88	44	21	1
	ATTEMPTS		2			2		
750.814	Domestic Violence - 3rd Offense	2	617	143	181	230	60	3
	ATTEMPTS		9		4	3	2	
750.81A	Assault - Aggravated	1	279		90	70	117	2
	ATTEMPTS							
750.81A2	Domestic Violence, Aggravated	1	95	4	28	27	36	
	ATTEMPTS							
750.81A3	Domestic Violence, Aggravated - 2nd Offense	2	57	13	14	28	2	
	ATTEMPTS							
750.81C1	Threatening DHS Employee w/ Physical Harm	MISD	1				1	
	ATTEMPTS							

NOTE: Be sure to check for related offense codes when examining a particular type of crime. They may or may not be in sequential order or even on the same page. Offenders may have multiple dispositions.

2011 Criminal Court Dispositions by Offense and Type of Disposition — All Offenses

			DISPOSITIONS					
Compiled Laws	Offense	Max. Penalty	Total	Prison ¹	Jail	Jail/ Probation ²	Probation ²	Other ³
	GRAND TOTAL		75,690	18,397	16,133	23,779	16,594	787
	%			24%	21%	32%	22%	1%
	VIOLATIONS		68,945	17,886	14,584	21,718	14,049	708
	ATTEMPTS		6,745	511	1,549	2,061	2,545	79
750.81C2	Assault/Battery of DHS Employee	2	2		1		1	
	ATTEMPTS							
750.81D1	Police Officer - Assault/Resist/Obstruct	2	2,824	560	798	980	468	18
	ATTEMPTS		405	3	138	120	132	12
750.81D2	Police Officer - Assault/Resist/Obstruct, Causing Injury	4	180	47	37	47	47	2
	ATTEMPTS		14	1	2	7	4	
750.81D3	Police Officer - Assault/Resist/Obstruct, Serious Impairment	15	9	9				
	ATTEMPTS							
750.81D4	Police Officer - Assault/Resist/Obstruct, Causing Death	20	1	1				
	ATTEMPTS							
750.82	Felonious Assault	4	1,783	460	252	566	495	10
	ATTEMPTS		292	20	55	126	89	2
750.822	Weapon-Free Schools - Assault w/ Dangerous Weapon	4	1				1	
	ATTEMPTS							
750.83	Assault w/ Intent to Murder	LIFE	213	212				1
	ATTEMPTS		1	1				
750.84	Assault w/ Intent to do Great Bodily Harm Less Than Murder	10	651	427	33	110	75	6
	ATTEMPTS		36	14	2	17	3	
750.85	Torture	LIFE	16	16				
	ATTEMPTS							
750.86	Assault w/ Intent to Maim	10	3	1	1		1	
	ATTEMPTS							
750.87	Assault w/ Intent to Commit Felony	10	3	2			1	
	ATTEMPTS							
750.88	Assault w/ Intent to Rob While Unarmed	15	60	36	9	8	7	
	ATTEMPTS							
750.89	Assault w/ Intent to Rob While Armed	LIFE	124	103	3	6	1	11
	ATTEMPTS							
750.90A	Assault - Pregnant Individual, Miscarriage/Stillbirth w/ Intent	LIFE	1	1				
	ATTEMPTS							
750.91	Homicide - Attempted Murder	LIFE	8	8				
	ATTEMPTS							
750.92	Attempt Commit Crime	10	4			1	3	
	ATTEMPTS							
752.10031	Health Care Fraud - False Claim	4	5			1	4	
	ATTEMPTS							
752.10032	Health Care Fraud - Medically Unnecessary	4	1		1			
	ATTEMPTS		1				1	
752.10033	Health Care Fraud - False Statement	4	3	1	1	1		
	ATTEMPTS							
752.10541	Copying Audio/Video Recordings for Gain - Misdemeanor	MISD	11		1		10	
	ATTEMPTS							
752.10542	Copy Audio/Video for Gain - Felony	5	36	1	3	5	27	
	ATTEMPTS		14		4	1	9	
752.272	Chemical Agents - Prohibited Uses	MISD	1		1			
	ATTEMPTS							
752.7971B1	Computers - Fraudulent Access, \$200 - <\$1K	1	3		2		1	
	ATTEMPTS							

NOTE: Be sure to check for related offense codes when examining a particular type of crime. They may or may not be in sequential order or even on the same page. Offenders may have multiple dispositions.

A2

2011 Criminal Court Dispositions by Offense and Type of Disposition — All Offenses

Page 32 of 33

			DISPOSITIONS					
Compiled Laws	Offense	Max. Penalty	Total	Prison ¹	Jail	Jail/ Probation ²	Probation ²	Other ³
GRAND TOTAL			75,690	18,397	16,133	23,779	16,594	787
%				24%	21%	32%	22%	1%
VIOLATIONS			68,945	17,886	14,584	21,718	14,049	708
ATTEMPTS			6,745	511	1,549	2,061	2,545	79
752.7971C1	Computers - Fraudulent Access, \$1K - <\$20K	5 ATTEMPTS	2	1		1		
752.7972A	Computers - Unauthorized Access	5 ATTEMPTS	8			2	6	
752.7973A	Computers - Use to Commit Crime Max 1 Yr or Less	1 ATTEMPTS	7	1		1	3	2
752.7973C	Computers - Use to Commit Crime Max 2 yrs - <4 yrs	4 ATTEMPTS	8	5	1	1	1	
752.7973D	Computers - Use to Commit Crime Max 4 yrs - <10 yrs	7 ATTEMPTS	153	70	8	39	36	
752.7973E	Computers - Use to Commit Crime Max 10 yrs - <20 yrs	10 ATTEMPTS	13	5		6	2	
752.7973F	Computers - Use to Commit Crime Max 20 yrs or More	20 ATTEMPTS	7	7				
752.811A	Breaking & Entering - Coin Operated Device	3 ATTEMPTS	55	8	21	16	10	
752.811B	Breaking & Entering - Possess Tool to Open Coin-Operated Device	3 ATTEMPTS	6		3	2	1	
752.861	Weapons - Firearms, Careless Use Cause Injury/Death	2 ATTEMPTS	2		1	1		
752.862-B	Weapons - Firearms, Careless Use Prop. Damage Over \$50	1 ATTEMPTS	19	1	6	5	7	
752.863A	Weapons - Firearms, Reckless Use	MISD ATTEMPTS	2		1		1	
767A.91A	Prosecutor's Investigative Perjury	15 ATTEMPTS	31		14	4	9	4
767A.91B	Prosecutor's Investigative Subpoena Perjury	LIFE ATTEMPTS	1	1				
769.10	Habitual Offender - 2nd Offense	LIFE ATTEMPTS	1			1		
769.11	Habitual Offender - 3rd Offense	LIFE ATTEMPTS	2			1	1	
769.12	Habitual Offender - 4th Offense	LIFE ATTEMPTS	2		1	1		
780.62	Abscond on Misdemeanor Bond	MISD ATTEMPTS	6	5		1		
791.236	Sex Offender Reg - No Correct Adrs Before Leaving Prison	4 ATTEMPTS	2		2			
800.2811	Prisons - Furnish Contraband to Prisoner in Prison	5 ATTEMPTS	1		1			
800.2813	Prisons - Bring Contraband Into Prison	5 ATTEMPTS	14	6	1	7		
800.2814	Prisons - Prisoner Possessing Contraband	5 ATTEMPTS	14	3	1	9	1	
800.2833	Prisons - Bring Weapon into	5 ATTEMPTS	25	4	7	10	3	1
800.2834	Prisons - Prisoner Possessing Weapon	5 ATTEMPTS	3			3		
			23	19	2		1	1
			9	5	4			
			2				2	
			71	68		1		2
			19	19				

NOTE: Be sure to check for related offense codes when examining a particular type of crime. They may or may not be in sequential order or even on the same page. Offenders may have multiple dispositions.

A2

2011 Criminal Court Dispositions by Offense and Type of Disposition — All Offenses

Page 33 of 33

GRAND TOTAL		
%		
VIOLATIONS		
ATTEMPTS		
Compiled Laws	Offense	Max. Penalty
800.283A	Prisons - Furnish Cellphone to Prisoner	5 ATTEMPTS
801.2621A	Jails - Bring Weapon Into	5 ATTEMPTS
801.2622	Jails - Prisoner Possess Weapon	5 ATTEMPTS
801.2631	Jails - Furnish Contraband to Prisoner	5 ATTEMPTS
801.2632	Jails - Prisoner Possessing Contraband	5 ATTEMPTS

DISPOSITIONS					
Total	Prison ¹	Jail	Jail/ Probation ²	Probation ²	Other ³
75,690	18,397 24%	16,133 21%	23,779 32%	16,594 22%	787 1%
68,945	17,886	14,584	21,718	14,049	708
6,745	511	1,549	2,061	2,545	79
1		1			
2	1		1		
2		1		1	
10	6	2	1	1	
1			1		
25	9	7	5	4	
1				1	
44	14	14	13	3	
7	2	2	2	1	

NOTE: Be sure to check for related offense codes when examining a particular type of crime. They may or may not be in sequential order or even on the same page. Offenders may have multiple dispositions.

¹ Includes HYTA Prison.

² Includes Delayed and Suspended Sentences, HYTA Probation, and SAI Probation.

³ Includes Restitution, Fines, Costs, Community Service and DHS sentences.

Source: OMNI Court Disposition Extracts

A2a 2011 Criminal Court Dispositions by Offense and Type of Disposition — Non-Assaultive Offenses

Page 1 of 21

			DISPOSITIONS					
Compiled Laws	Offense	Max. Penalty	Total	Prison ¹	Jail	Jail/ Probation ²	Probation ²	Other ³
GRAND TOTAL			38,929	8,824	8,475	12,603	8,592	435
%				23%	22%	32%	22%	1%
VIOLATIONS			34,915	8,565	7,503	11,389	7,074	384
ATTEMPTS			4,014	259	972	1,214	1,518	51
28.243A	Fingerprinting - Refusal	MISD	4		4			
		ATTEMPTS						
28.2931	State ID Card - False Application	5	3	1	2			
		ATTEMPTS	1		1			
28.2951A-A	State ID Card - Alter/Forge/Use to Commit Felony	10	4	1	1	2		
		ATTEMPTS						
28.2951B-A	State ID Card - Alter/Forge/Use to Commit Felony or Misdemeanor	5	8	4	1	3		
		ATTEMPTS						
28.2952-A	State ID Card - Alter/Forge Intent to Deliver/Posess 2 or More	5	1		1			
		ATTEMPTS						
28.425B3	Weapons - Pistols, False Info on CCW Permit	4	1			1		
		ATTEMPTS						
28.425K2A	Weapons - Pistols, Carrying Concealed While Under the Influence	MISD	2			1	1	
		ATTEMPTS						
28.5953-A	State ID Card - Counterfeit/Forged, Possession	MISD	2			1	1	
		ATTEMPTS						
28.729	Sex Offender - Fail to Register	4	411	75	178	108	39	11
		ATTEMPTS	123	3	64	27	23	6
28.7291A	Sex Offender - Fail to Register	4	10		5	5		
		ATTEMPTS	10	1	6	2	1	
28.7291B	Sex Offender - Fail to Register, 2nd Offense	7	49	19	18	8	3	1
		ATTEMPTS						
28.7291C	Sex Offender - Fail to Register, 3rd Offense	10	15	6	6	3		
		ATTEMPTS						
28.7292	Sex Offenders - Failure to Comply w/ Duties	MISD	48	2	30	6	7	3
		ATTEMPTS	2		1		1	
28.7292C	Sex Offender - Fail to Report, 3rd Offense	4	22	5	9	7	1	
		ATTEMPTS	2		1	1		
28.7293	Sex Offender - Fail to Sign Registration	MISD	5		2	2	1	
		ATTEMPTS						
28.7294	Sex Offenders - Refusing/Failing to Pay Registration Fee	MISD	2		1		1	
		ATTEMPTS						
28.729B	Sex Offenders - Failure to Comply w/ Reporting Duties - 2nd Offense	MISD	13	1	9	2	1	
		ATTEMPTS						
28.7352A	Student Safety Zone - Residency Violation	MISD	7		5	2		
		ATTEMPTS						
28.7352B	Student Safety Zone - Residency Violation - 2nd Offense	2	2		1	1		
		ATTEMPTS						
28.7541	False Report of Child Abduction	4	1	1				
		ATTEMPTS						
52.204	Dead Bodies - Removing w/o Medical Examiner Permission	MISD	4		4			
		ATTEMPTS						
125.14471B1	Housing - MSHDA - False Pretenses, \$200 - <\$1K	MISD	1				1	
		ATTEMPTS						
125.14471D1	Housing - MSHDA - False Pretenses, Over \$100	10	3			2	1	
		ATTEMPTS						
125.1523	State Construction Code Violation	MISD	1				1	
		ATTEMPTS						

NOTE: Be sure to check for related offense codes when examining a particular type of crime. They may or may not be in sequential order or even on the same page. Offenders may have multiple dispositions.

A2a 2011 Criminal Court Dispositions by Offense and Type of Disposition — Non-Assaultive Offenses

Page 2 of 21

			DISPOSITIONS					
Compiled Laws	Offense	Max. Penalty	Total	Prison ¹	Jail	Jail/ Probation ²	Probation ²	Other ³
	GRAND TOTAL		38,929	8,824	8,475	12,603	8,592	435
	%			23%	22%	32%	22%	1%
	VIOLATIONS		34,915	8,565	7,503	11,389	7,074	384
	ATTEMPTS		4,014	259	972	1,214	1,518	51
168.933	Election Law - Swear Falsely to Register/Vote	5 ATTEMPTS	3				3	
205.271A	Taxes - Fail to File/False Return	5 ATTEMPTS	14	4		4	6	
205.274	Taxes - General Violations	MISD ATTEMPTS	1				1	
205.4282	Tobacco Products Tax Act Violation Felony	5 ATTEMPTS	2		1		3	1
205.4283	Tobacco Products Tax Act Violations Misdemeanor	1 ATTEMPTS	1		1		1	1
205.4284	Tobacco Products Tax Act Violations	MISD ATTEMPTS	1				1	
205.4286	Tobacco Products Tax Act Unauthorized Tax Stamps	10 ATTEMPTS	1	1		1		
257.215	Operating - Unregistered Vehicle	MISD ATTEMPTS	5		2	1	1	1
257.226A	Improper Use of License Plates	MISD ATTEMPTS	1					1
257.233	Temporary Registration Plate Violations	MISD ATTEMPTS	1			1		
257.233A6	Motor Vehicles - Odometer Tampering	5 ATTEMPTS	2		1	1		
257.239	Motor Vehicles - Fail to Endorse/Deliver to Transferee	MISD ATTEMPTS	2				2	
257.248	Motor Vehicle Code - Dealer Failure to Maintain Records	MISD ATTEMPTS	2				2	
257.2511	Motor Vehicle Code - Dealer Failure to Maintain Records	MISD ATTEMPTS	1				1	
257.2513	Motor Vehicle Code - Dealer Statement to Buyer	MISD ATTEMPTS	2				2	
257.254	Motor Vehicle Code - Intent to Pass False Title	10 ATTEMPTS	29	2	5	11	11	
257.256	License Plate/Registration/Title Unlawful Use	MISD ATTEMPTS	9	1	1	2	5	
257.257	License Documents/Plates - Forgery	5 ATTEMPTS	43		28	5	7	3
257.2572	License Documents/Plates - Forgery - 2nd Offense	7 ATTEMPTS	60	4	18	16	21	1
257.301	Operating - No/Multiple Licenses	MISD ATTEMPTS	15		6	1	4	4
257.31010	Driver's License - Forged, Possession	MISD ATTEMPTS	1			1		
257.3103A	Driver's License - Forgery/Use to Commit >= 1 Yr Offense	VAR ATTEMPTS	30		23	3	4	
257.3107A	Driver's License - Forge w/ Intent to Commit Crime Max 10 Yrs+	10 ATTEMPTS	3		2		1	
257.3107B	Driver's License - Forge w/ Intent to Commit Crime Max 6mos-<10 yrs	5 ATTEMPTS	1			1		
			7	3	2	1	1	
			9	1	2	2	4	

NOTE: Be sure to check for related offense codes when examining a particular type of crime. They may or may not be in sequential order or even on the same page. Offenders may have multiple dispositions.

A2a 2011 Criminal Court Dispositions by Offense and Type of Disposition — Non-Assaultive Offenses

Page 3 of 21

			DISPOSITIONS					
Compiled Laws	Offense	Max. Penalty	Total	Prison ¹	Jail	Jail/ Probation ²	Probation ²	Other ³
GRAND TOTAL			38,929	8,824	8,475	12,603	8,592	435
%				23%	22%	32%	22%	1%
VIOLATIONS			34,915	8,565	7,503	11,389	7,074	384
ATTEMPTS			4,014	259	972	1,214	1,518	51
257.3109	Driver's License - Forged, Possession of 2 or More	5 ATTEMPTS	3	1	1		1	
257.311	Operate w/o License	MISD ATTEMPTS	35		17	8	6	4
257.312	Operate w/ Restricted License	MISD ATTEMPTS	1				1	
257.312A	Operating - Motorcycles/Mopeds w/o Indorsement	MISD ATTEMPTS	32		21	7	3	1
257.324	Operate w/ Forged/Altered License/ False ID	MISD ATTEMPTS	3		3			
257.326	Operate - Owner Permitting Another to Violate Motor Vehicle	MISD ATTEMPTS	64	1	46	11	5	1
257.328	Motor Vehicle Code - Producing False Evidence of Insurance	MISD ATTEMPTS	1				1	
257.3291	Insurance Certificates - Possess/ Sale of Stolen/Counterfeit	5 ATTEMPTS	19		3	2	11	3
257.3292	Ins. Certificates - Possess/Sale Stolen/ Counterfeit - 2nd Offense	7 ATTEMPTS	23		3	8	11	1
257.602	Police Officer - Refuse to Obey Traffic Order	MISD ATTEMPTS	8		1		7	
257.617A	Fail to Stop at Personal Injury Accident	1 ATTEMPTS	1				1	
257.618	Fail to Stop at Property Damage Accident (Attended Vehicle)	MISD ATTEMPTS	5		1	1	3	
257.620	Fail to Stop after Collision	MISD ATTEMPTS	24		10	5	9	
257.621	Failure to Report Accident to Fixtures	MISD ATTEMPTS	44		21	16	6	1
257.622	Fail to Report Accident	MISD ATTEMPTS	35		21	6	6	2
257.624A	Alcohol - Open Container in Vehicle	MISD ATTEMPTS	6		3	3		
257.624B1	Alcohol - Possession By Minor in Motor Vehicle	MISD ATTEMPTS	8	1	5	1	1	
257.625	Operating Vehicle Intoxicated	15 ATTEMPTS	105		68	23	7	7
257.6251	Operating Vehicle Intoxicated	15 ATTEMPTS	1		1			
257.6251-A	Operating Vehicle Intoxicated	MISD ATTEMPTS	1		1			
257.62510B	Operating Vehicle Intoxicated - 2nd Offense	1 ATTEMPTS	386	1	184	108	82	11
257.62510C	Operating Vehicle Intoxicated - 3rd Offense	1 ATTEMPTS	5			1	4	
257.6251C	Operating Vehicle Intoxicated, High Blood Alcohol	MISD ATTEMPTS	8		2	4	2	
257.6252-A	Operating Vehicle Intoxicated	MISD ATTEMPTS	12	1	2	6	3	
			61		26	14	20	1
			1		1			

NOTE: Be sure to check for related offense codes when examining a particular type of crime. They may or may not be in sequential order or even on the same page. Offenders may have multiple dispositions.

A2a 2011 Criminal Court Dispositions by Offense and Type of Disposition — Non-Assaultive Offenses

Page 4 of 21

			DISPOSITIONS					
Compiled Laws	Offense	Max. Penalty	Total	Prison ¹	Jail	Jail/ Probation ²	Probation ²	Other ³
GRAND TOTAL			38,929	8,824	8,475	12,603	8,592	435
%				23%	22%	32%	22%	1%
VIOLATIONS			34,915	8,565	7,503	11,389	7,074	384
ATTEMPTS			4,014	259	972	1,214	1,518	51
257.6253A	Operate - Impaired	MISD	107	1	47	24	26	9
		ATTEMPTS	4				4	
257.6256-A	Minor Operating Vehicle, w/ Any Blood Alcohol Content	MISD	7		2	3	1	1
		ATTEMPTS						
257.6256B	Operating Vehicle Intoxicated, Contr. Sub. - 2nd Offense	1	258	2	81	129	44	2
		ATTEMPTS	2			2		
257.6256D	Operating Vehicle Intoxicated, Contr. Sub. - 3rd Offense	5	3,176	625	271	2,098	179	3
		ATTEMPTS	6	1	1	4		
257.6257A1	Operating Vehicle Intoxicated, w/ Occupant <16	1	39	1	16	13	8	1
		ATTEMPTS						
257.6257A2	Operating Vehicle Intoxicated, w/ Occupant <16 - 2nd+ Offense	5	83	9	4	66	4	
		ATTEMPTS						
257.6257B1	Operating Vehicle Intoxicated, Minor w/ Any BAC, Occupant <16	MISD	1			1		
		ATTEMPTS						
257.6258	Operating Vehicle, w/ Presence of Controlled Substance	MISD	52		24	15	11	2
		ATTEMPTS						
257.625B	OUIL	5	2		1	1		
		ATTEMPTS						
257.625L	Ignition Interlock Device - Violations	MISD	1		1			
		ATTEMPTS						
257.626	Driving - Reckless	MISD	66		30	6	23	7
		ATTEMPTS						
257.903	Motor Vehicle Code, False Certification	5	6	1	2		3	
		ATTEMPTS	2				2	
257.904	Operate - License Suspended/Revoked/ Denied	15	9		5	2	2	
		ATTEMPTS	1			1		
257.9041B	Operate - Allow Suspended/Revoked/ Denied to Operate	MISD	570	1	344	132	72	21
		ATTEMPTS						
257.9041C	Operate - Allow Suspended/Revoked/ Denied to Operate - 2nd+ Offense	1	722	7	515	124	58	18
		ATTEMPTS	2		1		1	
257.9042-A	Motor Vehicles - Allowing Suspended Person to Operate	MISD	1			1		
		ATTEMPTS						
257.904A	Operating - No License for 3 Years	MISD	1		1			
		ATTEMPTS						
289.51072	Food Law - Felony Violations	4						
		ATTEMPTS	1		1			
324.21112	Underground Storage Tank Regulatory Violations	MISD	3				3	
		ATTEMPTS						
324.31152A	Water Resources Protection Violation	2	1				1	
		ATTEMPTS	1		1			
324.325101	Great Lakes - Altering Water/Land w/o Approval	1	1				1	
		ATTEMPTS						
324.401183	Wildlife Conservation Part - Taking Deer/Bear/Turkeys	MISD	2			2		
		ATTEMPTS						
324.43521	Hunting/Fishing w/o License	MISD	1		1			
		ATTEMPTS						
324.435261	Hunting & Fishing License Part - Hunting Deer w/o License	MISD	2		2			
		ATTEMPTS						

NOTE: Be sure to check for related offense codes when examining a particular type of crime. They may or may not be in sequential order or even on the same page. Offenders may have multiple dispositions.

A2a 2011 Criminal Court Dispositions by Offense and Type of Disposition — Non-Assaultive Offenses

Page 5 of 21

			DISPOSITIONS					
Compiled Laws	Offense	Max. Penalty	Total	Prison ¹	Jail	Jail/ Probation ²	Probation ²	Other ³
	GRAND TOTAL		38,929	8,824	8,475	12,603	8,592	435
	%			23%	22%	32%	22%	1%
	VIOLATIONS		34,915	8,565	7,503	11,389	7,074	384
	ATTEMPTS		4,014	259	972	1,214	1,518	51
324.48702A-A	Sports Fishing - Obstructing or Interfering	MISD	1				1	
	ATTEMPTS							
324.731021	Trespass, Recreational Trespass Law	MISD	1		1			
	ATTEMPTS							
324.731022	Trespass, Recreational Trespass Law	MISD	3		1	2		
	ATTEMPTS							
324.801761	Marine Safety, OUIL Per Se	MISD	2		2			
	ATTEMPTS							
324.81122	ORV - Operating on Highway or Right-of-Way	MISD	1		1			
	ATTEMPTS							
324.81133S	ORV - Operate, Open Intoxicants	MISD	1		1			
	ATTEMPTS							
324.811345	ORV - OUIL - 2nd Offense	MISD	1			1		
	ATTEMPTS							
324.811461	ORV - Operate, Fleeing and Eluding	MISD	1		1			
	ATTEMPTS							
324.8903	Littering - Objects in Path of Vehicle	MISD	1		1			
	ATTEMPTS							
324.95022	Watercraft Pollution - Littering from Vessel	MISD	1				1	
	ATTEMPTS							
324.9505	Watercraft Pollution - Oil Discharged into Waters of State	MISD	1				1	
	ATTEMPTS							
328.2321	Funeral Contracts - Conversion	5	67	4	2	3	58	
	ATTEMPTS							
333.16294	Health Profession - Unauthorized Practice Felony	4	1	1				
	ATTEMPTS							
333.2663	Disposal of Unclaimed Body	MISD	1				1	
	ATTEMPTS							
339.6013	Occupational Code - Performing Occupation w/o License - 1st Offense	MISD	3		1	1	1	
	ATTEMPTS							
339.6014	Occupational Code - Performing Occupation w/o License - 2nd Offense	MISD	1			1		
	ATTEMPTS							
339.6016A	Unlicensed Residential Builder	1	1		1			
	ATTEMPTS							
339.6016B	Unlicensed Residential Builder - 2nd Offense	2	4			3		1
	ATTEMPTS							
400.601-A	Fraud - Welfare, \$500 or Less	4	7		2	2	3	
	ATTEMPTS							
400.601-B	Fraud - Welfare, Over \$500	4	47		7	20	20	
	ATTEMPTS		15	1	1	7	6	
400.602-A	Fraud - Welfare, Failure to Inform, \$500 or Less	MISD	3		1		2	
	ATTEMPTS							
400.602-B	Fraud - Welfare, Failure to Inform, Over \$500	4	129		14	33	82	
	ATTEMPTS		36		7	14	12	3
400.6032	Medicaid Fraud - False Statement To Determine Benefit Rights	4	2		1	1		
	ATTEMPTS							
400.6033	Medicaid Fraud - Conceal Information	4	1				1	
	ATTEMPTS							

NOTE: Be sure to check for related offense codes when examining a particular type of crime. They may or may not be in sequential order or even on the same page. Offenders may have multiple dispositions.

A2a 2011 Criminal Court Dispositions by Offense and Type of Disposition — Non-Assaultive Offenses

Page 6 of 21

				DISPOSITIONS					
Compiled Laws		Offense	Max. Penalty	Total	Prison ¹	Jail	Jail/ Probation ²	Probation ²	Other ³
GRAND TOTAL				38,929	8,824	8,475	12,603	8,592	435
%					23%	22%	32%	22%	1%
VIOLATIONS				34,915	8,565	7,503	11,389	7,074	384
ATTEMPTS				4,014	259	972	1,214	1,518	51
400.6071	Medicaid Fraud - False Claim		4	33	26	1	6		
		ATTEMPTS		1				1	
400.71313A	Adult Foster Care - Operate Facility w/o License		2	2	1			1	
		ATTEMPTS							
421.54A1IA	Unemployment Comp. Fraud, Fail Comply w/ Act/Rule <\$25K	MISD		1				1	
		ATTEMPTS							
421.54A1IB	Unemployment Comp. Fraud, Fail Comply w/ Act/Rule \$25K-100K		2	1				1	
		ATTEMPTS							
421.54B1IA	Unemployment Comp. Fraud, False Statmnt/Misrep. \$1K to \$25K	MISD		2			1	1	
		ATTEMPTS							
421.54B1IB	Unemployment Comp. Fraud, False Statmnt/Misrep. over \$25K		2	1				1	
		ATTEMPTS		1				1	
432.2181	Gambling Operations - Felony Violations		10	2					
		ATTEMPTS						2	
432.2182	Gambling Activities - Felony Violations		10	1	1				
		ATTEMPTS		5			1	4	
436.1203	Alcohol - Sale/Deliver/Import w/o License		1	4				4	
		ATTEMPTS							
436.16131	Alcohol - Furnishing Place for Consideration (1 Yr Felony)	MISD		1				1	
		ATTEMPTS							
436.17011-A	Alcohol - Sell/Furnish to Minor	MISD		20		15	3		2
		ATTEMPTS							
436.17031A	Alcohol - Purchase/Consume/ Possess by Minor	MISD		87		18	28	22	19
		ATTEMPTS		1		1			
436.17031B	Alcohol - Purchase/Consume/ Possess by Minor - 2nd Offense	MISD		7		2	5		
		ATTEMPTS							
436.17031C	Alcohol - Purchase/Consume/ Possess by Minor - 3rd+ Offense	MISD		3			3		
		ATTEMPTS							
436.19092-A	Alcohol - Licensee/Clerk - Sell/Furnish to Minor	MISD		1				1	
		ATTEMPTS							
440.95016	File False/Fraudulent Financial Statement		5	2			2		
		ATTEMPTS							
445.1528	Pyramid/Chain Promotions - Offer/Sell		7	8			2	6	
		ATTEMPTS							
445.4082	Second Hand Dealer - Buy/Sell Stolen Scrap Metal		5	1				1	
		ATTEMPTS							
445.4083	Second Hand Dealer - Buy/Sell Stolen Utility Co. Scrap Metal		5	1				1	
		ATTEMPTS							
445.4332	Buy/Sell Stolen Non Ferrous Metals - 1st Offense		5	12	2	1	5	4	
		ATTEMPTS		16		2	7	7	
445.4831	Precious Gem/Metal - Doing Business w/o Registration		2	1					1
		ATTEMPTS		1					1
445.4843	P. Gem/Metal D. Act - Failing to Send Copy to Police	MISD		1					1
		ATTEMPTS							
445.574A2B-A	Beverage Containers - Returning Nonreturnable, More Than 100	MISD		2		1	1		
		ATTEMPTS							
445.65	Identity Theft		5	359	62	64	107	123	3
		ATTEMPTS		24	2	9	7	5	1

NOTE: Be sure to check for related offense codes when examining a particular type of crime. They may or may not be in sequential order or even on the same page. Offenders may have multiple dispositions.

A2a 2011 Criminal Court Dispositions by Offense and Type of Disposition — Non-Assaultive Offenses

Page 7 of 21

			DISPOSITIONS					
Compiled Laws	Offense	Max. Penalty	Total	Prison ¹	Jail	Jail/ Probation ²	Probation ²	Other ³
	GRAND TOTAL		38,929	8,824	8,475	12,603	8,592	435
	%			23%	22%	32%	22%	1%
	VIOLATIONS		34,915	8,565	7,503	11,389	7,074	384
	ATTEMPTS		4,014	259	972	1,214	1,518	51
445.67	Identity Theft - Obtain/Possess/ Transfer ID w/ Intent	5 ATTEMPTS	46	10	11	13	12	
445.779	Antitrust Violation	2 ATTEMPTS	4		4		1	
451.604	Blue Sky Laws - Various Violations	10 ATTEMPTS	1				1	
484.16053	Emergency 911 Service, Unauthorized - 2nd+ Offense	2 ATTEMPTS	1			3		1
500.2088	Insurance - False Report for Insurance Claim	MISD ATTEMPTS	3			1		
500.3101A	Motor Vehicle - Operating w/o Valid Insurance	MISD ATTEMPTS	1			1		1
500.3102	Motor Vehicle - Operating w/o Security	MISD ATTEMPTS	2			1		1
500.45111	Insurance - Fraudulent Acts	4 ATTEMPTS	26		11	7	2	6
500.45112	Insurance Fraud - Conspiracies	10 ATTEMPTS	23	3	4	4	12	
570.152	Contractor - Fraudulent Use of Building Contract Fund	3 ATTEMPTS	7			4	3	
600.1701	Contempt of Court	MISD ATTEMPTS	6	2		1	3	
600.2907A2	Real Property - Encumber w/o Lawful Cause	3 ATTEMPTS	19	1	1	7	10	
722.151B	Children - Harboring Runaways	MISD ATTEMPTS	1				1	
722.642	Tobacco - Possession/Use by Minor	MISD ATTEMPTS	1		1			
750.110	Breaking & Entering - Bldg. w/ Intent	15 ATTEMPTS	2				2	
750.110-A	Breaking & Entering - Unoccupied Bldg. w/ Intent	10 ATTEMPTS	3		2		1	
750.110A3	Home Invasion - 2nd Degree	15 ATTEMPTS	1,856	663	284	668	238	3
750.110A4	Home Invasion - 3rd Degree	5 ATTEMPTS	265	39	55	111	59	1
750.111	Breaking & Entering - Entry w/o Breaking, w/ Intent	5 ATTEMPTS	3					
750.113	Breaking & Entering - Coin Box	MISD ATTEMPTS	2,140	1,053	157	549	372	9
750.115	Breaking & Entering - Illegal Entry w/o Owner's Permission/Denied	MISD ATTEMPTS	193	53	39	55	46	
750.115A	Illegal Entry (w/o Owners Permission)	MISD ATTEMPTS	529	115	118	223	72	1
750.116	Burglar's Tools - Possess	10 ATTEMPTS	47	3	18	22	4	
750.117	Public Officer - Bribery	4 ATTEMPTS	174	43	35	68	28	
			37	2	6	11	18	
			1		1			
			8			1	6	1
			1				1	
			110		47	24	36	3
			3		2			1
			157	61	17	50	29	
			13	1	4	3	5	
			4		1	2	1	
			3	1		2		

NOTE: Be sure to check for related offense codes when examining a particular type of crime. They may or may not be in sequential order or even on the same page. Offenders may have multiple dispositions.

A2a 2011 Criminal Court Dispositions by Offense and Type of Disposition — Non-Assaultive Offenses

Page 8 of 21

			DISPOSITIONS					
Compiled Laws	Offense	Max. Penalty	Total	Prison ¹	Jail	Jail/ Probation ²	Probation ²	Other ³
GRAND TOTAL			38,929	8,824	8,475	12,603	8,592	435
%				23%	22%	32%	22%	1%
VIOLATIONS			34,915	8,565	7,503	11,389	7,074	384
ATTEMPTS			4,014	259	972	1,214	1,518	51
750.118	Public Officer - Accepting Bribe	10	1	1				
		ATTEMPTS						
750.1227A	Witness - Bribe/Intimidate/ Interfere	4	26	5	4	11	6	
		ATTEMPTS	4		1	1	2	
750.123	Bribery - Public Officer for Nonperformance of Duty	MISD	1			1		
		ATTEMPTS						
750.125	Bribery - Agents, Servants, Employees	MISD	1			1		
		ATTEMPTS						
750.131	Check - Non-Sufficient Funds	2	1				1	
		ATTEMPTS	1				1	
750.1313A1	Check - Non-Sufficient Funds, Less than \$100	MISD	4		4			
		ATTEMPTS						
750.1313B1	Check - Non-Sufficient Funds, \$100 - <\$500	1	36		10	12	13	1
		ATTEMPTS	2			1	1	
750.1313B2	Check - Non-Sufficient Funds, \$100 - <\$500 - 3rd+ Offense	2	2	1			1	
		ATTEMPTS						
750.1313C	Check - Non-Sufficient Funds, \$500 or more	2	87	11	16	34	25	1
		ATTEMPTS	3		1	1		1
750.131A	Check - No Account or Non-Sufficient Funds	2	1		1			
		ATTEMPTS						
750.131A1	Check - No Account	2	249	24	75	87	55	8
		ATTEMPTS	27		9	9	9	
750.131A2	Check - Non-Sufficient Funds, Three w/in 10 days	2	74	15	20	22	16	1
		ATTEMPTS	2			1		1
750.141a	Furnish Alcoholic Beverage to Minors	MISD	1			1		
		ATTEMPTS						
750.147B	Ethnic Intimidation	2	11	1	4	2	4	
		ATTEMPTS	2			1	1	
750.150	Children - Concealing Death of Infant Child	MISD	1		1			
		ATTEMPTS						
750.157A	Compounding Offenses	5	21	10	2	2	7	
		ATTEMPTS	1				1	
750.157AB	Conspiracy - Gamble Illegally	5	1				1	
		ATTEMPTS						
750.157N1	Financial Transaction Device - Steal/Retain w/o Consent	4	1,038	131	277	370	254	6
		ATTEMPTS	72	1	17	32	22	
750.157N2	Financial Transaction Device - Possess Fraudulent One	4	99	18	16	28	37	
		ATTEMPTS	3		1	1	1	
750.157P	Financial Transaction Device - Possess w/ Intent to Use/Sell	4	139	11	35	43	49	1
		ATTEMPTS	21	2	11	7	1	
750.157Q	Financial Transaction Device - Illegal Sale/Use	4	351	56	86	125	83	1
		ATTEMPTS	41	2	14	18	6	1
750.157R	Financial Transaction Device - Forge/Alter/Counterfeit	4	12	10		2		
		ATTEMPTS						
750.157S	Financial Transaction Device - Use Revoked/Cancelled	2	2				2	
		ATTEMPTS						
750.157S1B1	Financial Transaction Device - Use Revoked/Cancelled, \$100-<\$500	1	1		1			
		ATTEMPTS						

NOTE: Be sure to check for related offense codes when examining a particular type of crime. They may or may not be in sequential order or even on the same page. Offenders may have multiple dispositions.

A2a 2011 Criminal Court Dispositions by Offense and Type of Disposition — Non-Assaultive Offenses

Page 9 of 21

			DISPOSITIONS					
Compiled Laws	Offense	Max. Penalty	Total	Prison ¹	Jail	Jail/ Probation ²	Probation ²	Other ³
GRAND TOTAL			38,929	8,824	8,475	12,603	8,592	435
%				23%	22%	32%	22%	1%
VIOLATIONS			34,915	8,565	7,503	11,389	7,074	384
ATTEMPTS			4,014	259	972	1,214	1,518	51
750.157S1B2	Financial Transaction Device - Illegal Use \$100 - <\$500 - 3rd+ Ofns	2 ATTEMPTS	1		1			
750.157U	Financial Transaction Device - Overcharge	4 ATTEMPTS	2 1				2 1	
750.157V	Financial Transaction Device - False ID	4 ATTEMPTS	16 1	1	7	4 1	4	
750.157W1B1	Financial Trans. Device - Fraud Withdraw/ Transfer, \$200 - <\$1K	1 ATTEMPTS	2 1			2 1		
750.157W1C1	Financial Trans. Device - Fraud Withdraw/ Transfer, \$1K - <\$20K	5 ATTEMPTS	4 8		2		2 2	
750.157W1D1	Financial Trans. Device - Fraud Withdraw/ Transfer, \$20K or More	10 ATTEMPTS	1	1				
750.15911	Criminal Enterprise - Conduct	20 ATTEMPTS	61 8	49 4	2	6 4	4	
750.15912	Criminal Enterprise - Acquire/Maintain	20 ATTEMPTS	1	1				
750.15913	Criminal Enterprise - Racketeering Proceeds	20 ATTEMPTS	1 2	1		2		
750.15914-A	Criminal Enterprise - Conspiracy	20 ATTEMPTS	3	2			1	
750.160	Dead Bodies - Disinterment and Mutilation	10 ATTEMPTS	8	8				
750.161	Desertion/Abandon/Non-Support	3 ATTEMPTS	11 4	2 1	3 1	2	4 2	
750.165	Child Support - Fail to Pay	4 ATTEMPTS	1,105 121	55 1	161 18	352 38	533 64	4
750.167	Disorderly Person	MISD ATTEMPTS	6		3	2	1	
750.1671A	Disorderly Person - Non-Support	MISD ATTEMPTS	17 1		5	1	8 1	3
750.1671C	Disorderly Person - Window Peeper	MISD ATTEMPTS	2		2			
750.1671DB	Disorderly Person - Illegal Occupation	MISD ATTEMPTS	3		2	1		
750.1671E	Disorderly Person - Drunk	MISD ATTEMPTS	32		16	11	2	3
750.1671J	Disorderly Person - Loitering about Illegal Business	MISD ATTEMPTS	7		4		1	2
750.1671L	Disorderly Person - Jostling	MISD ATTEMPTS	9		2	2	4	1
750.170	Disturbing the Peace	MISD ATTEMPTS	51		26	13	9	3
750.174-B	Embezzlement - Agent or Trustee, Over \$100	10 ATTEMPTS	1					1
750.1742	Embezzlement - Less Than \$200	MISD ATTEMPTS	5 1		3 1	1	1	
750.1743A	Embezzle - Agent or Trustee \$200 - <\$1K	1 ATTEMPTS	41		13	9	15	4

NOTE: Be sure to check for related offense codes when examining a particular type of crime. They may or may not be in sequential order or even on the same page. Offenders may have multiple dispositions.

A2a 2011 Criminal Court Dispositions by Offense and Type of Disposition — Non-Assaultive Offenses

Page 10 of 21

			DISPOSITIONS					
Compiled Laws	Offense	Max. Penalty	Total	Prison ¹	Jail	Jail/ Probation ²	Probation ²	Other ³
		GRAND TOTAL	38,929	8,824	8,475	12,603	8,592	435
		%		23%	22%	32%	22%	1%
		VIOLATIONS	34,915	8,565	7,503	11,389	7,074	384
		ATTEMPTS	4,014	259	972	1,214	1,518	51
750.1743B	Embezzlement - <\$200 - 2nd Offense	MISD ATTEMPTS	1		1			
750.1744A	Embezzle - Agent or Trustee, \$1K - <\$20K	5 ATTEMPTS	265	13	23	117	109	3
750.1744B	Embezzle - Agent or Trustee, \$200 - <\$1K - 2nd+ Offense	5 ATTEMPTS	51	1	9	25	16	
750.1744C	Embezzle - \$200 - <\$1K from Non-Profit or Charity	5 ATTEMPTS	2			2		
750.1745A	Embezzle - Agent or Trustee, \$20K - <\$50K	10 ATTEMPTS	2			1	1	
750.1745C	Embezzle - \$1K - <\$20K from Non-Profit or Charity	10 ATTEMPTS	50	8	9	15	18	
750.1746	Embezzle - \$50K - <\$100K	15 ATTEMPTS	6	2	1		3	
750.1747	Embezzlement - \$100K or More	15 ATTEMPTS	22	1	1	8	12	
750.174A	Embezzlement - From Vulnerable Adult	10 ATTEMPTS	2			1	1	
750.174A2	Embezzlement - From Vulnerable Adult, Less than \$200	10 ATTEMPTS	29	8	2	11	8	
750.174A3A	Embezzlement - From Vulnerable Adult, \$200 - <\$1K	1 ATTEMPTS	1			1		
750.174A4A	Embezzlement - From Vulnerable Adult, \$1K - <\$20K	5 ATTEMPTS	21	12		4	5	
750.174A5A	Embezzlement - From Vulnerable Adult, \$20K or More	10 ATTEMPTS	1		1			
750.175	Embezzle - Public Official, Over \$50	10 ATTEMPTS	1		1			
750.180	Embezzle - Financial Institutions	20 ATTEMPTS	6		1	2	3	
750.1814A	Embezzle - Jointly Held Property, \$1K - <\$20K	5 ATTEMPTS	42	5	10	19	7	1
750.1815A	Embezzle - Jointly Held Property \$20K or More	10 ATTEMPTS	8			7	1	
750.183B	Escape - Aiding Prisoner - Misdemeanor	10 ATTEMPTS	10	2		3	5	
750.186A	Escape - Juvenile Facility	4 ATTEMPTS	2			1	1	
750.193	Escape - Prison	5 ATTEMPTS	39	21	3	8	7	
750.1951	Escape - From Misdemeanor Jail Sentence	2 ATTEMPTS	5			5		
750.1952	Escape - From Felony Jail Sentence	4 ATTEMPTS	1	1			1	
750.1971	Escape - Awaiting Trial for Misdemeanor	2 ATTEMPTS	1					
750.1972	Escape - Awaiting Trial for Felony	4 ATTEMPTS	1					

NOTE: Be sure to check for related offense codes when examining a particular type of crime. They may or may not be in sequential order or even on the same page. Offenders may have multiple dispositions.

A2a 2011 Criminal Court Dispositions by Offense and Type of Disposition — Non-Assaultive Offenses

Page 11 of 21

			DISPOSITIONS					
Compiled Laws	Offense	Max. Penalty	Total	Prison ¹	Jail	Jail/ Probation ²	Probation ²	Other ³
	GRAND TOTAL		38,929	8,824	8,475	12,603	8,592	435
	%			23%	22%	32%	22%	1%
	VIOLATIONS		34,915	8,565	7,503	11,389	7,074	384
	ATTEMPTS		4,014	259	972	1,214	1,518	51
750.197A	Escape - Lawful Custody	1	14		8	3	3	
	ATTEMPTS							
750.1992	Harboring Misdemeanants	MISD	1		1			
	ATTEMPTS							
750.1993	Harboring Felons	4	9	1	1	4	3	
	ATTEMPTS		5		1	2	2	
750.199A	Bond - Abscond or Forfeit	4	72	27	22	18	5	
	ATTEMPTS		21	1	10	7	3	
750.200L	Harmful Substance/Device - Person Falsely Exposed	5	1		1			
	ATTEMPTS							
750.2153	Impersonate Peace Officer to Commit Crime	4	5	3		2		
	ATTEMPTS							
750.217	Obstruct Officer By Disguise	1	2		1			1
	ATTEMPTS							
750.217D	False Personation - Health Professional	15	2	1		1		
	ATTEMPTS							
750.217F	Impersonate Firefighter/ Emergency Medical Personnel	2	1	1				
	ATTEMPTS							
750.218	False Pretenses w/ Intent to Defraud	10	1		1			
	ATTEMPTS							
750.218-B	False Pretenses - Over \$100	10	3	1	2			
	ATTEMPTS		2		2			
750.2183	False Pretenses - Less Than \$200	MISD	7		1	2	3	1
	ATTEMPTS							
750.2183A	False Pretenses - \$200 - <\$1K	1	79	1	23	19	30	6
	ATTEMPTS							
750.2184A	False Pretenses - \$1K - <\$20K	5	201	46	20	82	53	
	ATTEMPTS		15	1	3	7	4	
750.2184B	False Pretenses - \$200 - <\$1K - 2nd+ Offense	5	2	1	1			
	ATTEMPTS							
750.2185A	False Pretenses - \$20K or More	10	60	11	8	16	25	
	ATTEMPTS		7		2	1	4	
750.219	False Statements - Financial Condition	MISD	4		2		1	1
	ATTEMPTS							
750.219E	Financial Institution - Unauthorized Credit Application	4	5			1	4	
	ATTEMPTS							
750.219F	Financial Institution - Forward Unauthorized Credit App	4	1				1	
	ATTEMPTS							
750.220	False Statement - Credit Application	MISD	1		1			
	ATTEMPTS							
750.224	Weapons - Dangerous Weapon, Sale/Possess	5	1			1		
	ATTEMPTS							
750.2241-A	Weapons - Dangerous Weapon, Misc.	5	77	3	23	24	27	
	ATTEMPTS		15		2	3	10	
750.2241-B	Weapons - Dangerous Weapon, Gas Ejecting Device	5	1					1
	ATTEMPTS							
750.224A	Weapons - Taser, Possession or Sale	4	35	3	9	9	14	
	ATTEMPTS		14		4	1	8	1

NOTE: Be sure to check for related offense codes when examining a particular type of crime. They may or may not be in sequential order or even on the same page. Offenders may have multiple dispositions.

A2a 2011 Criminal Court Dispositions by Offense and Type of Disposition — Non-Assaultive Offenses

Page 12 of 21

			DISPOSITIONS					
Compiled Laws	Offense	Max. Penalty	Total	Prison ¹	Jail	Jail/ Probation ²	Probation ²	Other ³
GRAND TOTAL			38,929	8,824	8,475	12,603	8,592	435
%				23%	22%	32%	22%	1%
VIOLATIONS			34,915	8,565	7,503	11,389	7,074	384
ATTEMPTS			4,014	259	972	1,214	1,518	51
750.224B	Weapons - Firearms, Short-Barrel Shotgun/Rifle	5 ATTEMPTS	69 4	25	8 2	17	18 2	1
750.224F	Weapons - Firearms, Possession by Felon	5 ATTEMPTS	924 27	470 1	121 4	145 13	169 7	19 2
750.226	Weapons - Dangerous Weapon, Carry w/ Unlawful Intent	5 ATTEMPTS	112 3	48	13 1	34 2	16	1
750.226A	Weapons - Switchblade, Possession or Sale	1 ATTEMPTS	33 1		15	10 1	6	2
750.227	Weapons - Carry Concealed	5 ATTEMPTS	1,305 736	288 7	247 95	353 73	406 554	11 7
750.227A	Weapons - Firearms - Unlawful Possession by Security Guard	4 ATTEMPTS	1				1	
750.227B	Weapons - Felony Firearm	10 ATTEMPTS	2	2				
750.227B-A	Weapons - Felony Firearm	2 ATTEMPTS	1,707 7	1,599	5 1	5 2	87 3	11 1
750.227B-B	Weapons - Felony Firearm - 2nd Offense	5 ATTEMPTS	125	125				
750.227B-C	Weapons - Felony Firearm - 3rd Offense	10 ATTEMPTS	6	6				
750.227C	Weapons - Firearms, Possess Loaded in Vehicle	2 ATTEMPTS	45 15	5	7 4	16 4	13 7	4
750.227D	Weapons - Firearms, Improper Possession in Vehicle	MISD ATTEMPTS	14		7	2	4	1
750.227G9A	Weapons - Body Armor - Possess/Use by Violent Felon	4 ATTEMPTS	3		1	2		
750.230	Weapons - Firearms, Alter ID Marks	2 ATTEMPTS	8 1		1	4	3	1
750.232A1	Weapons - Firearms - Purchasing w/o License	MISD ATTEMPTS	38 1		3	4	31 1	
750.232A3	Weapons - Firearms, False Application	4 ATTEMPTS	1 1				1 1	
750.234D	Weapons - Firearms, Possess on Restricted Premises	MISD ATTEMPTS	1				1	
750.234E	Weapons - Firearms - Brandishing in Public	MISD ATTEMPTS	34		3	4	25	2
750.234F	Weapons - Firearms - Possession by Minor in Public	MISD ATTEMPTS	1		1			
750.237A1	Weapon - Free School Zones, General Felony Violations	5 ATTEMPTS	2		1		1	
750.237A2	Weapon - Free School Zones, General Misdemeanor	MISD ATTEMPTS	5		1	2	2	
750.243A	Fireworks - Possession	MISD ATTEMPTS	1			1		
750.248	Forgery	14 ATTEMPTS	244 21	50 3	47 5	78 10	69 3	
750.248A	Financial Transaction Device - Utter & Publish	4 ATTEMPTS	12 4		1 3	5 1	6	

NOTE: Be sure to check for related offense codes when examining a particular type of crime. They may or may not be in sequential order or even on the same page. Offenders may have multiple dispositions.

A2a 2011 Criminal Court Dispositions by Offense and Type of Disposition — Non-Assaultive Offenses

Page 13 of 21

			DISPOSITIONS					
Compiled Laws	Offense	Max. Penalty	Total	Prison ¹	Jail	Jail/ Probation ²	Probation ²	Other ³
GRAND TOTAL			38,929	8,824	8,475	12,603	8,592	435
%				23%	22%	32%	22%	1%
VIOLATIONS			34,915	8,565	7,503	11,389	7,074	384
ATTEMPTS			4,014	259	972	1,214	1,518	51
750.249	Utter & Publish	14	1,583	313	374	492	395	9
		ATTEMPTS	318	20	90	93	109	6
750.249A	Financial Transaction Device - Forgery	4	1		1			
		ATTEMPTS	6		3	3		
750.250	Forge State Warrant	7						
		ATTEMPTS	4		1	2	1	
750.252	Utter & Publish - Possess Counterfeit Note w/ Intent	7	1				1	
		ATTEMPTS	68	7	21	25	15	
750.253	Utter & Publish - Counterfeit Bills/Notes	5	7		4		3	
		ATTEMPTS	8	4	4			
750.254	Utter & Publish - Possess Counterfeit Bank/State/Bills	5						
		ATTEMPTS	3	1	1	1		
750.255	Counterfeiting - Possess Tools	10						
		ATTEMPTS	4	1	1		2	
750.260	Counterfeiting - Coins/Possess 5 or more	LIFE						
		ATTEMPTS	6	1			5	
750.261	Counterfeiting - Coins/Possess Less than 5	10	3		1	1	1	
		ATTEMPTS	1				1	
750.264	Counterfeiting - Possession of Counterfeit Marks	MISD						
		ATTEMPTS	1	1				
750.273	Fraud - Obtain Signature to Financial Document	10						
		ATTEMPTS	2	2				
750.280	Fraud - Common Law	10	1			1		
		ATTEMPTS	2				2	
750.282	Public Utility - Fraudulent Use	4	1				1	
		ATTEMPTS	2				2	
750.282-B	Public Utility - Fraudulent Use, Over \$500	4	1				1	
		ATTEMPTS	16	1	1	5	9	
750.282B	Public Utility - Fraudulent Use, Over \$500	4						
		ATTEMPTS	5	2	3			
750.285	Obtain Personal Identity Info w/o Permission	5						
		ATTEMPTS	2		1	1		
750.292	Innkeeper - Defrauding	4						
		ATTEMPTS	1			1		
750.300A1A	Food Stamps - Fraud, \$250 or Less	10						
		ATTEMPTS	4		1	2	1	
750.300A1B	Food Stamps - Fraud, Greater than \$250-<\$1K	5	15		3	3	8	1
		ATTEMPTS	7		1	3	2	1
750.300A1C	Food Stamps - Fraud Over \$1K	10	19			10	9	
		ATTEMPTS	1		1			
750.301	Gambling - Take Bets	1						
		ATTEMPTS	3				1	2
750.303-A	Gambling House - Maintain for Gain	2						
		ATTEMPTS	1					1
750.314-B	Gambling - Winning More Than \$50 at Cards/Dice	MISD						
		ATTEMPTS	1				1	
750.337	Indecent Language	Misd						
		ATTEMPTS	1				1	

NOTE: Be sure to check for related offense codes when examining a particular type of crime. They may or may not be in sequential order or even on the same page. Offenders may have multiple dispositions.

A2a 2011 Criminal Court Dispositions by Offense and Type of Disposition — Non-Assaultive Offenses

Page 14 of 21

			DISPOSITIONS					
Compiled Laws	Offense	Max. Penalty	Total	Prison ¹	Jail	Jail/ Probation ²	Probation ²	Other ³
GRAND TOTAL			38,929	8,824	8,475	12,603	8,592	435
%				23%	22%	32%	22%	1%
VIOLATIONS			34,915	8,565	7,503	11,389	7,074	384
ATTEMPTS			4,014	259	972	1,214	1,518	51
750.356	Larceny	10	2				2	
ATTEMPTS								
750.356-A	Larceny - Over \$100 (obsolete)	5	1		1			
ATTEMPTS								
750.3562A	Larceny - \$20K or More	10	23	9	5	5	4	
ATTEMPTS			4		2	2		
750.3563A	Larceny - \$1K - <\$20K	5	343	83	54	147	58	1
ATTEMPTS			59	3	17	27	12	
750.3563B	Larceny - \$200 - <\$1K - 2nd+ Offense	5	15	6	2	6	1	
ATTEMPTS								
750.3564A	Larceny - \$200 - < \$1K	1	202		72	56	68	6
ATTEMPTS			2		1	1		
750.3564B	Larceny - Less Than \$1K - 2nd+ Offense	MISD	2				2	
ATTEMPTS								
750.3565	Larceny - Less Than \$200	MISD	75		46	15	13	1
ATTEMPTS			2		1			1
750.356A	Larceny - From Motor Vehicle	10	16	2	3	6	5	
ATTEMPTS			8	1	2	1	4	
750.356A1	Larceny - From Motor Vehicle	5	966	148	203	405	209	1
ATTEMPTS			93	5	28	29	31	
750.356A2A	Breaking & Entering - Vehicle/Semi- Trailer/House Trailer, <\$200	MISD	115		55	33	24	3
ATTEMPTS			2			2		
750.356A2B1	Breaking & Entering - Vehicle/Semi- Trailer/House Trailer, \$200 - <\$1K	1	24		12	5	6	1
ATTEMPTS								
750.356A2C1	Breaking & Entering - Vehicle/Semi- Trailer/House Trailer, \$1K - <\$20K	5	37	9	8	15	5	
ATTEMPTS			2			2		
750.356A2C2	Breaking & Entering - Vehicle/Semi-Trailer/ House Trailer, \$200-<\$1K - 2nd+Ofns	5	2	1			1	
ATTEMPTS								
750.356A2D1	Breaking & Entering - Vehicle/Semi- Trailer/House Trailer, \$20K or More	10	2	1		1		
ATTEMPTS								
750.356A3	Breaking & Entering - Vehicle Semi- Trailer/House Trailer, w/ Damage	5	290	64	73	100	52	1
ATTEMPTS			30	2	10	7	11	
750.356B	Breaking & Entering - Coin Telephone	4	1		1			
ATTEMPTS								
750.356C	Retail Fraud - 1st Degree	5	1,040	311	259	325	137	8
ATTEMPTS			46	2	18	11	15	
750.356D	Retail Fraud - 2nd Degree	1	128	1	61	30	32	4
ATTEMPTS								
750.356D4	Retail Fraud - 3rd Degree	MISD	83	3	41	21	17	1
ATTEMPTS			2		1		1	
750.357	Larceny from Person	10	367	95	72	128	72	
ATTEMPTS			61	12	19	20	10	
750.357B	Weapons - Firearms - Larceny	5	142	54	15	47	25	1
ATTEMPTS			7		1	4	2	
750.359	Larceny - From Vacant Building	MISD	7		2	1	4	
ATTEMPTS								
750.360	Larceny in Building	4	2,153	329	516	865	433	10
ATTEMPTS			457	10	133	231	79	4

NOTE: Be sure to check for related offense codes when examining a particular type of crime. They may or may not be in sequential order or even on the same page. Offenders may have multiple dispositions.

A2a 2011 Criminal Court Dispositions by Offense and Type of Disposition — Non-Assaultive Offenses

Page 15 of 21

			DISPOSITIONS					
Compiled Laws	Offense	Max. Penalty	Total	Prison ¹	Jail	Jail/ Probation ²	Probation ²	Other ³
	GRAND TOTAL		38,929	8,824	8,475	12,603	8,592	435
	%			23%	22%	32%	22%	1%
	VIOLATIONS		34,915	8,565	7,503	11,389	7,074	384
	ATTEMPTS		4,014	259	972	1,214	1,518	51
750.360A2A	Theft Detection Device - Deactivate/ Remove	MISD ATTEMPTS	8		8			
750.360A2B	Theft Detection Device - Deactivate/ Remove - 2nd Offense	4 ATTEMPTS	2		1		1	
750.362	Larceny by Conversion	10 ATTEMPTS	1				1	
750.3622A	Larceny by Conversion, \$20K or More	10 ATTEMPTS	10	2	1	5	2	
750.3622B	Larceny by Conversion, \$1K - <\$20K - 3rd+ Offense	10 ATTEMPTS	1	1		1		
750.3623A	Larceny by Conversion, \$1K - <\$20K	5 ATTEMPTS	99	28	11	34	24	2
750.3623B	Larceny by Conversion, \$200 - <\$1K - 2nd+ Offense	5 ATTEMPTS	4		2	1	1	
750.3623B	Larceny by Conversion, \$200 - <\$1K - 2nd+ Offense	5 ATTEMPTS	3	2		1		
750.3624A	Larceny by False Personation, \$200 - <\$1K	MISD ATTEMPTS	22		8	7	5	2
750.3625	Larceny by Conversion, Less than \$200	MISD ATTEMPTS	5		3	1		1
750.362A2A	Fail to Return Rented Property, \$20K or More	10 ATTEMPTS	4		2		2	
750.362A3A	Fail to Return Rented Property, \$1K - <\$20K	5 ATTEMPTS	17		5	7	5	
750.362A3A	Fail to Return Rented Property, \$1K - <\$20K	5 ATTEMPTS	3		1	1	1	
750.362A4A	Failure to Return Rented Property - 1 Year Misd.	MISD ATTEMPTS	7			2	3	2
750.362A5	Failure to Return Rented Property - 93 Day Misd.	MISD ATTEMPTS	1		1			
750.362AA	Fail to Return Rented Property, Over \$100 (Obsolete)	2 ATTEMPTS	1			1		
750.3633A	Larceny by False Personation, \$1K - <\$20K	5 ATTEMPTS	3	3				
750.3633A	Larceny by False Personation, \$1K - <\$20K	5 ATTEMPTS	2	1		1		
750.3634A	Larceny by False Personation, \$200 - <\$1K	MISD ATTEMPTS	1		1			
750.377A	Malicious Destruction Pers. Prop.	10 ATTEMPTS	3		2	1		
750.377A1A1	Malicious Destruction Pers. Prop., \$20K Or More	10 ATTEMPTS	4	2		2		
750.377A1B1	Malicious Destruction Pers. Prop., \$1K - <\$20K	5 ATTEMPTS	251	31	48	93	77	2
750.377A1B1	Malicious Destruction Pers. Prop., \$1K - <\$20K	5 ATTEMPTS	25	4	7	9	5	
750.377A1B2	Malicious Destruction Pers. Prop., \$200 - <\$1K - 2nd+ Offense	5 ATTEMPTS	6		1	1	4	
750.377A1C1	Malicious Destruction Pers. Prop., \$200 - <\$1K	1 ATTEMPTS	157		57	34	65	1
750.377A1C1	Malicious Destruction Pers. Prop., \$200 - <\$1K	1 ATTEMPTS	2		2			
750.377A1D	Malicious Destruction Pers. Prop., Under \$200	MISD ATTEMPTS	77		31	24	19	3
750.379	Malicious Destruction of Prop., Bridges/Railroads/Locks	4 ATTEMPTS	1	1				
750.3802A	Malicious Destruction of Bldg., \$20K or More	10 ATTEMPTS	6	2		3	1	

NOTE: Be sure to check for related offense codes when examining a particular type of crime. They may or may not be in sequential order or even on the same page. Offenders may have multiple dispositions.

A2a 2011 Criminal Court Dispositions by Offense and Type of Disposition — Non-Assaultive Offenses

Page 16 of 21

			DISPOSITIONS					
Compiled Laws	Offense	Max. Penalty	Total	Prison ¹	Jail	Jail/ Probation ²	Probation ²	Other ³
GRAND TOTAL			38,929	8,824	8,475	12,603	8,592	435
%				23%	22%	32%	22%	1%
VIOLATIONS			34,915	8,565	7,503	11,389	7,074	384
ATTEMPTS			4,014	259	972	1,214	1,518	51
750.3803A	Malicious Destruction of Bldg., \$1K - <\$20K	5 ATTEMPTS	96 7	18	18 1	32 3	28 3	
750.3803B	Malicious Destruction of Bldg., \$200 - <\$1K - 2nd+ Offense	5 ATTEMPTS	1			1		
750.3804A	Malicious Destruction of Bldg., \$200 - <\$1K	1 ATTEMPTS	56 2	2	19	16 1	17	2 1
750.3804B	Malicious Destruction of Bldg., <\$200 - 2nd Offense	MISD ATTEMPTS	1			1		
750.3805	Malicious Destruction of Bldg., <\$200	MISD ATTEMPTS	28	1	16	6	4	1
750.380A	Malicious Destruction of Bldg., Over \$100 (Obsolete)	4 ATTEMPTS	1			1		
750.381	Malicious Destruction of Bldg., Gates/Fences	MISD ATTEMPTS	1		1			
750.3821A	Malicious Destruction of Property - Trees, Shrubs, Crops, Grass, Soil	MISD ATTEMPTS	3		2	1		
750.3821B1	Mal. Destr. Trees/Shrubs/etc. \$200 - < \$1K	1 ATTEMPTS	3		1	1	1	
750.3821C1	Mal. Destr. Trees/Shrubs/etc. \$1K - <\$20K	5 ATTEMPTS	4	1	1	2		
750.383A	Malicious Destruction of Prop., Utility Prop.	4 ATTEMPTS	37 10	8	2 1	11 2	16 7	
750.3872	Malicious Destruction of Tombs/ Memorials	10 ATTEMPTS	1				1	
750.3874A	Malicious Destruction of Tombs/ Memorials	MISD ATTEMPTS	1			1		
750.3875A	Malicious Destruction of Tombs/ Memorials, \$1K - <\$20K	5 ATTEMPTS	3			3		
750.411A1A	False Report of Misdemeanor	MISD ATTEMPTS	30 1		7 1	4	13	6
750.411A1B	False Report of Felony	4 ATTEMPTS	169 55	21 4	35 12	58 18	55 20	1
750.411A2	False Bomb Threat	4 ATTEMPTS	1		1			
750.411A3A	False Report/Threat of Bomb/ Harmful Device	4 ATTEMPTS	21	3	4	11	3	
750.411L	Money Laundering - 4th Degree	2 ATTEMPTS	1				1	
750.411M	Money Laundering - 3rd Degree	5 ATTEMPTS	2	1		1		
750.411N	Money Laundering - 2nd Degree	10 ATTEMPTS	1	1				
750.411U	Gang Membership - Assoc/Member Commit/Attempt Felony	20 ATTEMPTS	2 1	2 1				
750.411V1	Gang Recruitment	5 ATTEMPTS	2			2		
750.413	Motor Vehicle - Unlawful Drive Away	5 ATTEMPTS	694 133	209 14	153 37	214 41	117 41	1

NOTE: Be sure to check for related offense codes when examining a particular type of crime. They may or may not be in sequential order or even on the same page. Offenders may have multiple dispositions.

A2a 2011 Criminal Court Dispositions by Offense and Type of Disposition — Non-Assaultive Offenses

Page 17 of 21

			DISPOSITIONS					
Compiled Laws	Offense	Max. Penalty	Total	Prison ¹	Jail	Jail/ Probation ²	Probation ²	Other ³
	GRAND TOTAL		38,929	8,824	8,475	12,603	8,592	435
	%			23%	22%	32%	22%	1%
	VIOLATIONS		34,915	8,565	7,503	11,389	7,074	384
	ATTEMPTS		4,014	259	972	1,214	1,518	51
750.414	Motor Vehicle - Unlawful Use	2	350	30	138	130	44	8
	ATTEMPTS		17		9	5	3	
750.414A	Motor Vehicle - Possess Master Key	MISD	6		1	2	3	
	ATTEMPTS							
750.4152	Motor Vehicle - Conceal/Misrep. Identity to Mislead	4	16		4	4	8	
	ATTEMPTS							
750.4155	Motor Vehicle - Possess/Deliver - ID Plates or Labels	4	1				1	
	ATTEMPTS							
750.4156	Motor Vehicle - Buy/Receive Part w/ ID Removed/Altered	10	1			1		
	ATTEMPTS							
750.422-A	Perjury - Court Proceeding, Capital Crime	LIFE	2	1			1	
	ATTEMPTS							
750.422-B	Perjury - Court Proceeding	15	5	2	2	1		
	ATTEMPTS		3		1	2		
750.423	Perjury - Other Than Court Proceeding	15	2			1	1	
	ATTEMPTS		1			1		
750.424-B	Perjury - Subornation, Court Proceeding	15	1	1				
	ATTEMPTS							
750.425-A	Perjury - Incite/Procure, Other Than Court Proceeding	5	2	2				
	ATTEMPTS							
750.425-B	Perjury - Incite/Procure, Court Proceeding	5	3		1	1	1	
	ATTEMPTS							
750.439	Polygamy	4	3		2		1	
	ATTEMPTS		1				1	
750.448	Prostitution - Accost and Solicit	MISD	12		8	3	1	
	ATTEMPTS							
750.451-D	Prostitution - 3rd+ Offense	2	46	4	26	14	1	1
	ATTEMPTS		1		1			
750.452	Prostitution - Keeping House of	5	2				2	
	ATTEMPTS							
750.457	Prostitution - Accept Earnings	20	1		1			
	ATTEMPTS							
750.478	Public Officer - Wilfull Neglect of Duty	MISD	3			1	2	
	ATTEMPTS							
750.478A2	Public Officer - Attempt to Obstruct Official Duties	2	1			1		
	ATTEMPTS							
750.483A2A	Interfering w/ Crime Report	MISD	17		6	2	8	1
	ATTEMPTS							
750.483A4A	Interfering w/ Police Investigation	MISD	6		3	1	2	
	ATTEMPTS							
750.483A6A	Tamper w/ Evidence	4	12	5	1	5	1	
	ATTEMPTS		4			3	1	
750.483A6B	Tamper w/ Evidence - Criminal Case Max >10 yr Term	10	6	5	1			
	ATTEMPTS							
750.49-A	Animals - Fighting	4	8	3		5		
	ATTEMPTS							
750.49-B	Animals - Attend Fight	4	21	1	1	15	4	
	ATTEMPTS		8		2	2	4	

NOTE: Be sure to check for related offense codes when examining a particular type of crime. They may or may not be in sequential order or even on the same page. Offenders may have multiple dispositions.

A2a 2011 Criminal Court Dispositions by Offense and Type of Disposition — Non-Assaultive Offenses

Page 18 of 21

			DISPOSITIONS					
Compiled Laws	Offense	Max. Penalty	Total	Prison ¹	Jail	Jail/ Probation ²	Probation ²	Other ³
GRAND TOTAL			38,929	8,824	8,475	12,603	8,592	435
%				23%	22%	32%	22%	1%
VIOLATIONS			34,915	8,565	7,503	11,389	7,074	384
ATTEMPTS			4,014	259	972	1,214	1,518	51
750.49-C	Animals - Fighting, Possess Equipment	4 ATTEMPTS	5		2	3		
750.490	Public Money - Safe Keeping	2 ATTEMPTS	5			5		
750.490A	Public Officer - Purchase Goods for Private Purpose	MISD ATTEMPTS	1				1	
750.492A1B	Medical Record - Recklessly Placing False Info - Health Care Provider	MISD ATTEMPTS	4				4	
750.502D	Anhydrous Ammonia Container, Unauthorized Tampering	4 ATTEMPTS	2		1	1		
750.504A	Animals - Abandon/Cruelty to 1 Animal	MISD ATTEMPTS	5		1		2	2
750.504B	Animals - Abandon/Cruelty to 2 or 3 Animals	1 ATTEMPTS	1				1	
750.504C	Animals - Abandon/Cruelty to 4 - 9 Animals	2 ATTEMPTS	5		1	4		
750.504D	Animals - Abandon/Cruelty to 10 or More Animals	4 ATTEMPTS	3			1	2	
750.505	Common Law Offenses	5 ATTEMPTS	3		1		2	
750.505-A	Obstruction of Justice	5 ATTEMPTS	2	1				1
750.505-B	Accessory After the Fact to Felony	5 ATTEMPTS	36	15	9	10	2	
750.505-C	Common Law Offenses	5 ATTEMPTS	13	1	5	5	2	
750.5082B	Police Radio Receivers/Scanners, Use in Commission of Felony	2 ATTEMPTS	86	8	15	38	25	
750.50B	Animals - Kill/Torture	4 ATTEMPTS	6		4	2		
750.535	Stolen Prop. - Receive & Conceal (Obsolete)	10 ATTEMPTS	3	1	1		1	
750.535-B	Stolen Prop. - Receive & Conceal, <\$100 (Obsolete)	MISD ATTEMPTS	7	3		3	1	
750.5352A	Stolen Prop. - Receive & Conceal, \$20K or More	10 ATTEMPTS	45	7	8	24	6	
750.5352B	Stolen Prop. - Receive & Conceal, \$1K - <\$20K - 3rd+ Offense	10 ATTEMPTS	6		2	2	1	1
750.5353A	Stolen Prop. - Receive & Conceal, \$1K - <\$20K	5 ATTEMPTS	1				1	
750.5353B	Stolen Prop. - Receive & Conceal, \$200 - <\$1K - 2nd+ Offense	5 ATTEMPTS	1	1				
750.5354A	Stolen Prop. - Receive & Conceal, \$200 - <\$1K	1 ATTEMPTS	41	4	12	15	10	
750.5355	Stolen Prop. - Receive & Conceal, Under \$200	MISD ATTEMPTS	9	1	1	6	1	
750.5357	Stolen Prop. - Receive & Conceal, Motor Vehicle	5 ATTEMPTS	3	3				
			510	136	83	187	102	2
			60	1	18	22	18	1
			8	4	2		1	1
			2		1	1		
			124	4	34	37	48	1
			45		25	9	11	
			716	164	137	163	252	
			149	3	26	21	98	1

NOTE: Be sure to check for related offense codes when examining a particular type of crime. They may or may not be in sequential order or even on the same page. Offenders may have multiple dispositions.

A2a 2011 Criminal Court Dispositions by Offense and Type of Disposition — Non-Assaultive Offenses

Page 19 of 21

			DISPOSITIONS					
Compiled Laws	Offense	Max. Penalty	Total	Prison ¹	Jail	Jail/ Probation ²	Probation ²	Other ³
GRAND TOTAL			38,929	8,824	8,475	12,603	8,592	435
%				23%	22%	32%	22%	1%
VIOLATIONS			34,915	8,565	7,503	11,389	7,074	384
ATTEMPTS			4,014	259	972	1,214	1,518	51
750.535A	Motor Vehicles - Operate Chop Shop	10 ATTEMPTS	3		1		2	
750.535A2	Motor Vehicles - Operate Chop Shop	10 ATTEMPTS	49	11	7	13	18	
			6		1	2	3	
750.535B	Weapons - Firearms, Receive & Conceal	10 ATTEMPTS	141	47	16	50	27	1
			16	1	8	4	3	
750.536A2	Property or Goods - Altering or Obliterating Identifying Numbers	MISD ATTEMPTS	1		1			
750.539B	Eavesdropping - Trespassing for	MISD ATTEMPTS	2		2			
750.539C	Eavesdropping	2 ATTEMPTS	1			1		
750.539D	Eavesdropping - Install/Use	2 ATTEMPTS	6			6		
			1				1	
750.540	Telephone - Tap/Cut Lines	2 ATTEMPTS	3	2			1	
750.5405A	Interfere w/ Electronic Communications	2 ATTEMPTS	177	32	51	72	22	
			28		9	13	5	1
750.540C4	Telecommunications - Access Device Violations	4 ATTEMPTS	3		1	2		
750.540E	Telecommunications - Malicious Use	MISD ATTEMPTS	22	1	9	5	6	1
			1			1		
750.543M	Terrorism - False Report or Threat	20 ATTEMPTS	6	6				
			5	3	1	1		
750.552	Trespass	MISD ATTEMPTS	23		9	6	3	5
			1		1			
750.552B	Trespass - State Correctional Facility	4 ATTEMPTS	1	1				
			1			1		
750.552c	Trespass Upon Key Facility	4 ATTEMPTS	5	2	1	1	1	
750.92	Attempt Commit Crime	10 ATTEMPTS	4			1	3	
752.10031	Health Care Fraud - False Claim	4 ATTEMPTS	5			1	4	
752.10032	Health Care Fraud - Medically Unnecessary	4 ATTEMPTS	1		1			
			1				1	
752.10033	Health Care Fraud - False Statement	4 ATTEMPTS	3	1	1	1		
752.10541	Copying Audio/Video Recordings for Gain - Misdemeanor	MISD ATTEMPTS	11		1		10	
752.10542	Copy Audio/Video for Gain - Felony	5 ATTEMPTS	36	1	3	5	27	
			14		4	1	9	
752.272	Chemical Agents - Prohibited Uses	MISD ATTEMPTS	1		1			
752.7971B1	Computers - Fraudulent Access, \$200 - <\$1K	1 ATTEMPTS	3		2		1	
752.7971C1	Computers - Fraudulent Access, \$1K - <\$20K	5 ATTEMPTS	2	1		1		

NOTE: Be sure to check for related offense codes when examining a particular type of crime. They may or may not be in sequential order or even on the same page. Offenders may have multiple dispositions.

A2a 2011 Criminal Court Dispositions by Offense and Type of Disposition — Non-Assaultive Offenses

Page 20 of 21

			DISPOSITIONS					
Compiled Laws	Offense	Max. Penalty	Total	Prison ¹	Jail	Jail/ Probation ²	Probation ²	Other ³
GRAND TOTAL			38,929	8,824	8,475	12,603	8,592	435
%				23%	22%	32%	22%	1%
VIOLATIONS			34,915	8,565	7,503	11,389	7,074	384
ATTEMPTS			4,014	259	972	1,214	1,518	51
752.7972A	Computers - Unauthorized Access	5 ATTEMPTS	8			2	6	
752.7973A	Computers - Use to Commit Crime Max 1 Yr or Less	1 ATTEMPTS	7	1		1	3	2
752.7973C	Computers - Use to Commit Crime Max 2 yrs - <4 yrs	4 ATTEMPTS	8	5	1	1	1	
752.7973D	Computers - Use to Commit Crime Max 4 yrs - <10 yrs	7 ATTEMPTS	153	70	8	39	36	
752.7973E	Computers - Use to Commit Crime Max 10 yrs - <20 yrs	10 ATTEMPTS	13	5		6	2	
752.7973F	Computers - Use to Commit Crime Max 20 yrs or More	20 ATTEMPTS	2			2		
752.811A	Breaking & Entering - Coin Operated Device	3 ATTEMPTS	7	7				
752.811B	Breaking & Entering - Possess Tool to Open Coin-Operated Device	3 ATTEMPTS	55	8	21	16	10	
767A.91A	Prosecutor's Investigative Perjury	15 ATTEMPTS	6		3	2	1	
767A.91B	Prosecutor's Investigative Subpoena Perjury	LIFE ATTEMPTS	2		1	1		
769.10	Habitual Offender - 2nd Offense	LIFE ATTEMPTS	1	1				
769.11	Habitual Offender - 3rd Offense	LIFE ATTEMPTS	1			1		
769.12	Habitual Offender - 4th Offense	LIFE ATTEMPTS	2		1	1		
780.62	Abscond on Misdemeanor Bond	MISD ATTEMPTS	6	5		1		
791.236	Sex Offender Reg - No Correct Adrs Before Leaving Prison	4 ATTEMPTS	2		2			
800.2811	Prisons - Furnish Contraband to Prisoner in Prison	5 ATTEMPTS	1		1			
800.2813	Prisons - Bring Contraband Into Prison	5 ATTEMPTS	14	6	1	7		
800.2814	Prisons - Prisoner Possessing Contraband	5 ATTEMPTS	14	3	1	9	1	
800.2833	Prisons - Bring Weapon into	5 ATTEMPTS	25	4	7	10	3	1
800.2834	Prisons - Prisoner Possessing Weapon	5 ATTEMPTS	3			3		
801.2621A	Jails - Bring Weapon Into	5 ATTEMPTS	23	19	2		1	1
801.2622	Jails - Prisoner Possess Weapon	5 ATTEMPTS	9	5	4			
801.2631	Jails - Furnish Contraband to Prisoner	5 ATTEMPTS	2				2	
			71	68		1		2
			19	19				
			1		1			
			2	1		1		
			2		1		1	
			10	6	2	1	1	
			1			1		
			25	9	7	5	4	
			1				1	

NOTE: Be sure to check for related offense codes when examining a particular type of crime. They may or may not be in sequential order or even on the same page. Offenders may have multiple dispositions.

A2a 2011 Criminal Court Dispositions by Offense and Type of Disposition — Non-Assaultive Offenses

Page 21 of 21

GRAND TOTAL		
%		
VIOLATIONS		
ATTEMPTS		
Compiled Laws	Offense	Max. Penalty
801.2632	Jails - Prisoner Possessing	5
	Contraband	ATTEMPTS

DISPOSITIONS					
Total	Prison ¹	Jail	Jail/ Probation ²	Probation ²	Other ³
38,929	8,824 23%	8,475 22%	12,603 32%	8,592 22%	435 1%
34,915	8,565	7,503	11,389	7,074	384
4,014	259	972	1,214	1,518	51
44	14	14	13	3	
7	2	2	2	1	

NOTE: Be sure to check for related offense codes when examining a particular type of crime. They may or may not be in sequential order or even on the same page. Offenders may have multiple dispositions.

¹ Includes HYTA Prison.

² Includes Delayed and Suspended Sentences, HYTA Probation, and SAI Probation.

³ Includes Restitution, Fines, Costs, Community Service and DHS sentences.

Source: OMNI Court Disposition Extracts

A2b 2011 Criminal Court Dispositions by Offense and Type of Disposition — Drug Offenses

Page 1 of 4

			DISPOSITIONS					
Compiled Laws	Offense	Max. Penalty	Total	Prison ¹	Jail	Jail/ Probation ²	Probation ²	Other ³
	GRAND TOTAL		18,086	2,109	4,444	6,451	4,883	199
	%			12%	24%	36%	27%	1%
	VIOLATIONS		16,892	2,048	4,210	6,194	4,246	194
	ATTEMPTS		1,194	61	234	257	637	5
333.17766	Contr. Sub. - Drugs, Obtain by False Rx	MISD	1				1	
	ATTEMPTS							
333.17766B	Contr. Sub. - Drugs, Obtain by False Representation	MISD	1			1		
	ATTEMPTS							
333.17766C	Contr. Sub. - Drugs, Falsely Make/Utter/Publish/Pass/Alter/Forge Rx	2	2			1	1	
	ATTEMPTS							
333.17766C1	Contr. Sub. - Ephedrine/Pseudoephedrine Posses >12 grams	2	9		4	4		1
	ATTEMPTS							
333.17766D	Contr. Sub. - Drugs, Knowingly Posses False/Forged/Altered Rx	MISD	2		1	1		
	ATTEMPTS							
333.17766E	Contr. Sub. - Drugs, Knowingly Attempts to Possess False/Forged/Altered Rx	MISD	6		3	2	1	
	ATTEMPTS							
333.17766F	Contr. Sub. - Drugs, Possess/Control Rx for Purpose of Resale/Dispensary	MISD	1				1	
	ATTEMPTS							
333.26424	Contr. Sub. - Illegal Sale of Medical Marihuana	2	14		1	11	2	
	ATTEMPTS							
333.73022	Controlled Substances - Drugs, Label Alteration/Defacement	MISD	1					1
	ATTEMPTS							
333.7340	Contr. Sub. - Sale of Ephedrine by Electronic Means	4	2			1	1	
	ATTEMPTS							
333.73413	Contr. Sub. - Imitation Mfg/Distribution	2	81	9	31	31	9	1
	ATTEMPTS		2				2	
333.74012A	Contr. Sub. - Del/Mfg (Narcotic or Cocaine)	LIFE	1		1			
	ATTEMPTS							
333.74012A1	Contr. Sub. - Del/Mfg 1,000+ Grams (Narc. or Cocaine)	LIFE	7	7				
	ATTEMPTS							
333.74012A2	Contr. Sub. - Del/Mfg 450 - 999 Grams (Narc. or Cocaine)	30	5	5				
	ATTEMPTS		1				1	
333.74012A3	Contr. Sub. - Del/Mfg 50 - 449 Grams (Narc. or Cocaine)	20	82	71	1	6	4	
	ATTEMPTS		8	6			2	
333.74012A4	Contr. Sub. - Del/Mfg Under 50 Grams (Narc. or Cocaine)	20	2,251	569	488	762	422	10
	ATTEMPTS		326	27	56	57	186	
333.74012B-A	Contr. Sub. - Del/Mfg (Sched. 1-3), Except Marijuana	7	434	53	81	181	115	4
	ATTEMPTS		25		6	10	9	
333.74012B-B	Contr. Sub. - Del/Mfg (Subs added Sched. 1-3 by Rule)	7	10	1	2	6	1	
	ATTEMPTS		1				1	
333.74012B1	Contr. Sub. - Del/Mfg Meth/Ecstasy	20	151	103	8	30	10	
	ATTEMPTS		24	5		16	3	
333.74012C-A	Contr. Sub. - Del/Mfg (Sched. 4)	4	121	11	28	58	24	
	ATTEMPTS		6		1	3	2	
333.74012C-B	Contr. Sub. - Del/Mfg (Added to Sched. 4 by Board Rule)	4	17		5	1	11	
	ATTEMPTS		1				1	
333.74012D	Contr. Sub. - Del/Mfg (Sched. 5)	2	4			3	1	
	ATTEMPTS		1				1	
333.74012D1	Contr. Sub. - Del/Mfg 45 or More Kilograms Marijuana	15	20	7	3	5	5	
	ATTEMPTS		2	1	1			
333.74012D2	Contr. Sub. - Del/Mfg 5 to <45 Kilograms Marijuana	7	150	18	29	65	38	
	ATTEMPTS		1				1	

NOTE: Be sure to check for related offense codes when examining a particular type of crime. They may or may not be in sequential order or even on the same page. Offenders may have multiple dispositions.

A2b 2011 Criminal Court Dispositions by Offense and Type of Disposition — Drug Offenses

Page 2 of 4

				DISPOSITIONS					
Compiled Laws		Offense	Max. Penalty	Total	Prison ¹	Jail	Jail/ Probation ²	Probation ²	Other ³
GRAND TOTAL				18,086	2,109	4,444	6,451	4,883	199
%					12%	24%	36%	27%	1%
VIOLATIONS				16,892	2,048	4,210	6,194	4,246	194
ATTEMPTS				1,194	61	234	257	637	5
333.74012D3	Contr. Sub. - Del/Mfg	Marijuana	4	2,960	262	582	1,256	827	33
ATTEMPTS				323	3	68	63	187	2
333.74012F	Prescription Forms - Del/Mfg/ Intent		7	14	1		4	9	
ATTEMPTS									
333.7401C2A	Contr. Sub. - Operate/Maintain Lab		10	56	19	10	25	2	
ATTEMPTS				2		1	1		
333.7401C2B	Contr. Sub. - Operate/Maintain Lab Near Minor		20	10	6		4		
ATTEMPTS									
333.7401C2C	Contr. Sub. - Operate/Maintain Lab Involving Hazardous Waste		20	13	13				
ATTEMPTS									
333.7401C2D	Contr. Sub. - Operate/Maintain Lab Near Specified Places		20	23	11	1	11		
ATTEMPTS									
333.7401C2E	Contr. Sub. - Operate/Maintain Lab Involving Firearm		25	2	2				
ATTEMPTS									
333.7401C2F	Contr. Sub. - Operate/Maintain Lab Involving Meth		20	293	175	21	80	17	
ATTEMPTS				18	4	1	13		
333.74022A	Contr. Sub. - Create/Del./Intent Counterfeit (Narcotic)		10	17	6	2	7	2	
ATTEMPTS									
333.74022B	Contr. Sub. - Create/Del./Intent Counterfeit (Sched. 1-3)		5	9	1	2	6		
ATTEMPTS									
333.74022D	Contr. Sub. - Create/Del./Counterfeit Sub. (Sched. 5)		2	1			1		
ATTEMPTS									
333.74022E	Contr. Sub. - Create/Deliver Analogue		15	9	8	1			
ATTEMPTS				2		2			
333.74032A	Contr. Sub. - Possess		LIFE	2		1		1	
ATTEMPTS									
333.74032A1	Contr. Sub. - Possess 1,000+ Grams (Narcotic)		LIFE	2	2				
ATTEMPTS									
333.74032A3	Contr. Sub. - Possess 50 - 449 Grams (Narcotic)		20	11	9	1	1		
ATTEMPTS				1				1	
333.74032A4	Contr. Sub. - Possess 25 - 49 Grams (Narcotic)		4	28	6	3	9	10	
ATTEMPTS				4		2		2	
333.74032A5	Contr. Sub. - Possess <25 Grams (Narcotic)		4	4,235	338	1,201	1,488	1,165	43
ATTEMPTS				255	5	52	37	161	
333.74032B	Contr. Sub. - Possess Analogues/Sched. 1-4		2	1				1	
ATTEMPTS				1				1	
333.74032B-A	Contr. Sub. - Possess Analogues/Sched. 1-4		2	1,508	69	332	636	466	5
ATTEMPTS				57	1	10	15	29	2
333.74032B-B	Contr. Sub. - Possess Analogues/Sched. 1-4		2	47	1	9	9	27	1
ATTEMPTS				8		2	1	5	
333.74032B1	Contr. Sub. - Possess Methamphetamine		10	829	128	228	357	113	3
ATTEMPTS				43	4	7	23	9	
333.74032C-A	Contr. Sub. - Possess Sched. 5		1	22		6	6	9	1
ATTEMPTS									
333.74032D	Contr. Sub. - Possess Marijuana		1	1,961	38	714	532	613	64
ATTEMPTS				7		4		3	
333.74032F	Prescription Forms - Possession		MISD	6	1	1	2	2	
ATTEMPTS									

NOTE: Be sure to check for related offense codes when examining a particular type of crime. They may or may not be in sequential order or even on the same page. Offenders may have multiple dispositions.

A2b 2011 Criminal Court Dispositions by Offense and Type of Disposition — Drug Offenses

Page 3 of 4

			DISPOSITIONS					
Compiled Laws	Offense	Max. Penalty	Total	Prison ¹	Jail	Jail/ Probation ²	Probation ²	Other ³
GRAND TOTAL			18,086	2,109	4,444	6,451	4,883	199
%				12%	24%	36%	27%	1%
VIOLATIONS			16,892	2,048	4,210	6,194	4,246	194
ATTEMPTS			1,194	61	234	257	637	5
333.74042	Controlled Substance - Possession	MISD	5		3		2	
		ATTEMPTS						
333.74042A	Contr. Sub. - Use (Narcotic/Cocaine/ Meth/Ecstasy)	1	180	1	71	59	45	4
		ATTEMPTS						
333.74042B	Contr. Sub. - Use	1	140	3	29	27	79	2
		ATTEMPTS						
333.74042C	Contr. Sub. - Use, Sched. 5 or LSD, Etc.	MISD	1			1		
		ATTEMPTS						
333.74042D	Contr. Sub. - Use of Marijuana	MISD	24		9	7	7	1
		ATTEMPTS						
333.7405B	Contr. Sub. - Manufacture/ Distribute Outside of License	2	1			1		
		ATTEMPTS						
333.7405D	Contr. Sub. - Maintain Drug House	2	766	56	210	361	121	18
		ATTEMPTS	17		5	1	10	1
333.7405E	Contr. Sub. - Maintain Drug House	2	3	1	1		1	
		ATTEMPTS	1				1	
333.74071C	Contr. Sub. - Obtain by Fraud	4	216	15	58	86	57	
		ATTEMPTS	53	5	14	16	18	
333.74071D	Contr. Sub. - False Reporting	4	1			1		
		ATTEMPTS						
333.74071E	Contr. Sub. - Counterfeiting Implements	4	1				1	
		ATTEMPTS						
333.74071G	Contr. Sub. - Counterfeit Prescription Form	4	10	1	4	3	2	
		ATTEMPTS						
333.7407A-B	Contr. Sub. - Inducing Person to Violate - High Misdemeanor	4	1				1	
		ATTEMPTS						
333.7407A1-A	Contr. Sub. - Attempt Felony	LIFE	27		8	14	5	
		ATTEMPTS	4		2	1	1	
333.7407AA	Contr. Sub. - Inducing Person to Violate - Life Felony	VAR	2		1		1	
		ATTEMPTS						
333.74101-B	Contr. Sub. - Deliver to Minor (Sched. 1-3, Except Marj./Coc.)	14	1	1				
		ATTEMPTS						
333.74101-D	Contr. Sub. - Delivery to Minor, Sched. 4 and Marijuana	8	9	3	2	3	1	
		ATTEMPTS						
333.74102	Contr. Sub. - Distribution w/o Remuneration (Marijuana)	60	5		2	2	1	
		ATTEMPTS						
333.74102-A	Contr. Sub. - Deliver <50 Grams, School Prop. (Narc/Cocaine)	60	8	6	1	1		
		ATTEMPTS						
333.74103	Contr. Sub. - Intent Deliver <50 Grams, School Prop (Narc.)	40	2	2				
		ATTEMPTS						
333.74104-A	Contr. Sub. - Possess on School/ Library Prop. (Narc./Coc.) <25 Grams	8	5	3		1		1
		ATTEMPTS						
333.74104-B	Contr. Sub. - Possess on School/ Library Property (Sched.1-4)	4	7	2	2	3		
		ATTEMPTS						
333.74104-D	Contr. Sub. - Possess Marijuana, on School/Library Property	2	33	3	6	15	9	
		ATTEMPTS						
333.7410A	Contr. Sub. - Deliver/Possess in Park	2	1			1		
		ATTEMPTS						

NOTE: Be sure to check for related offense codes when examining a particular type of crime. They may or may not be in sequential order or even on the same page. Offenders may have multiple dispositions.

A2b 2011 Criminal Court Dispositions by Offense and Type of Disposition — Drug Offenses

Page 4 of 4

GRAND TOTAL		
%		
VIOLATIONS		
ATTEMPTS		
Compiled Laws	Offense	Max. Penalty
333.74132	Contr. Sub. - 2nd+ Offense - Double Penalty	VAR ATTEMPTS
335.07	Marijuana, Possession	MISD ATTEMPTS

DISPOSITIONS					
Total	Prison ¹	Jail	Jail/ Probation ²	Probation ²	Other ³
18,086	2,109 12%	4,444 24%	6,451 36%	4,883 27%	199 1%
16,892	2,048	4,210	6,194	4,246	194
1,194	61	234	257	637	5
7	1	1	3	2	
4		1	2		1

NOTE: Be sure to check for related offense codes when examining a particular type of crime. They may or may not be in sequential order or even on the same page. Offenders may have multiple dispositions.

¹ Includes HYTA Prison.

² Includes Delayed and Suspended Sentences, HYTA Probation, and SAI Probation.

³ Includes Restitution, Fines, Costs, Community Service and DHS sentences.

Source: OMNI Court Disposition Extracts

A2c 2011 Criminal Court Dispositions by Offense and Type of Disposition — Assaultive Offenses

Page 1 of 10

			DISPOSITIONS					
Compiled Laws	Offense	Max. Penalty	Total	Prison ¹	Jail	Jail/ Probation ²	Probation ²	Other ³
GRAND TOTAL			18,675	7,464	3,214	4,725	3,119	153
%				40%	17%	25%	17%	1%
VIOLATIONS			17,138	7,273	2,871	4,135	2,729	130
ATTEMPTS			1,537	191	343	590	390	23
257.601B2	Moving Violation - Injury in Work Zone	1 ATTEMPTS	1		1			
257.601C2	Moving Violation - Injury to Operator of Implement of Husbandry	1 ATTEMPTS	2			1		1
257.601D1	Moving Violation - Causing Death	MISD ATTEMPTS	2				1	1
257.602A	Police Officer - Flee (Vehicle Code)	15 ATTEMPTS	1	1				
257.602A2	Police Officer - Flee - 4th Degree (Vehicle Code)	2 ATTEMPTS	317	35	105	116	58	3
257.602A3	Police Officer - Flee - 3rd Degree (Vehicle Code)	4 ATTEMPTS	36		9	13	11	3
257.602A3-A	Police Officer - Flee - 3rd Degree (Vehicle Code)	5 ATTEMPTS	2			1	1	
257.602A4-A	Police Officer - Flee - 2nd Degree (Vehicle Code)	10 ATTEMPTS	713	227	145	203	135	3
257.602A5	Police Officer - Flee - 1st Degree (Vehicle Code)	15 ATTEMPTS	21	2	6	3	8	2
257.617	Fail to Stop at Accident - Serious Impairment/Death	5 ATTEMPTS	86	50	13	16	6	1
257.6173	Fail to Stop at Accident - At Fault Death Result	15 ATTEMPTS	3	3				
257.6254	Operating Vehicle Intoxicated, Causing Death	5 ATTEMPTS	40	16	6	12	6	
257.6254A	Operating Vehicle Intoxicated, Causing Death	15 ATTEMPTS	1			1		
257.6255-A	Operating Vehicle Intoxicated, Causing Serious Injury	5 ATTEMPTS	16	13		3		
257.6259C	Allow Intoxicated Person to Operate, Cause Serious Injury	2 ATTEMPTS	59	46	3	6	4	
257.626	Driving - Reckless	MISD ATTEMPTS	1	1				
257.6263	Driving - Reckless - Causing Serious Impairment of Body Function	5 ATTEMPTS	3	3				
257.6264	Driving - Reckless - Causing Death	15 ATTEMPTS	139	55	5	60	19	
257.626C	Driving - Felonious	2 ATTEMPTS	3	1		2		
257.653A3	Emergency Vehicle - Careless Passing Injury Result	2 ATTEMPTS	1			1		
257.653A4	Emergency Vehicle - Careless Passing Death Result	15 ATTEMPTS	2		1		1	
257.9044	Operate - License Susp./Rev./Denied, Causing Death	15 ATTEMPTS	7	5		2		
257.9045	Operate - License Susp./Rev./Denied, Causing Serious Injury	5 ATTEMPTS	1		1			
259.80F2	Airports - Possessing Weapon in Sterile Area	MISD ATTEMPTS	4	4				
			12	5	1	4	2	
			2			1	1	
			1				1	
			17	15		2		
			2				2	
			30	11	5	8	6	
			1			1		
			3		1		2	
			1				1	

NOTE: Be sure to check for related offense codes when examining a particular type of crime. They may or may not be in sequential order or even on the same page. Offenders may have multiple dispositions.

A2c 2011 Criminal Court Dispositions by Offense and Type of Disposition — Assaultive Offenses

Page 2 of 10

			DISPOSITIONS					
Compiled Laws	Offense	Max. Penalty	Total	Prison ¹	Jail	Jail/ Probation ²	Probation ²	Other ³
GRAND TOTAL			18,675	7,464	3,214	4,725	3,119	153
%				40%	17%	25%	17%	1%
VIOLATIONS			17,138	7,273	2,871	4,135	2,729	130
ATTEMPTS			1,537	191	343	590	390	23
287.3232	Dangerous Animal, Causing Serious Injury	4 ATTEMPTS	7		1	3	3	
324.1608	Resist/Obstruct Conservation Officers	2 ATTEMPTS	3		2	1		
324.80172	Marine Safety, Negligence Cause Injury/Death	2 ATTEMPTS	1				1	
324.802081	Personal Watercraft - Reckless Operation	MISD ATTEMPTS	1		1			
333.5210	AIDS - Sexual Penetration w/ Uninformed Partner	4 ATTEMPTS	5	1	1	2	1	
333.7401A	Contr. Sub. - Delivery to Commit Criminal Sexual Conduct	20 ATTEMPTS	1	1				
436.17012	Alcohol - Sell/Furnish to Minor, Causing Death	10 ATTEMPTS	1			1		
722.675	Distribute Obscene Matter to Children	2 ATTEMPTS	23	13	4	3	3	
750.110A2	Home Invasion - 1st Degree	20 ATTEMPTS	2		1		1	
750.1227B	Witness - Bribe/Intimidate/ Interfere	10 ATTEMPTS	706	468	22	109	104	3
750.1227C	Witness - Intimidate/Threaten to Kill or Injure	15 ATTEMPTS	133	26	22	46	39	
750.1228	Witness - Retaliate Against	10 ATTEMPTS	16	12	2	2		
750.135	Children - Abandonment	10 ATTEMPTS	4		1		3	
750.136B	Child Abuse	15 ATTEMPTS	6	3	1	1	1	
750.136B2	Child Abuse - 1st Degree	15 ATTEMPTS	2	2				
750.136B3	Child Abuse - 2nd Degree	4 ATTEMPTS	1			1		
750.136B4	Child Abuse - 3rd Degree	2 ATTEMPTS	22	16		3	3	
750.136B5	Child Abuse - 4th Degree	1 ATTEMPTS	1		1			
750.142	Children - Furnish Obscenity to Minors	MISD ATTEMPTS	78	17	13	33	15	
750.145	Children - Contribute to Delinquency	MISD ATTEMPTS	8	1	1	3	3	
750.145A-A	Children - Accost for Immoral Purposes	4 ATTEMPTS	82	5	12	37	27	1
750.145C	Child Sexually Abusive Activity	20 ATTEMPTS	6			2	4	
750.145C2	Child Sexually Abusive Activity	20 ATTEMPTS	56		11	15	30	
750.145C3	Child Sexually Abusive Activity, Promote or Distribute	7 ATTEMPTS	1		1			
			36		20	7	8	1
			1		1			
			77	34	9	24	10	
			9	2	4	3		
			1	1				
			52	48		3	1	
			22	5		13	4	

NOTE: Be sure to check for related offense codes when examining a particular type of crime. They may or may not be in sequential order or even on the same page. Offenders may have multiple dispositions.

A2c 2011 Criminal Court Dispositions by Offense and Type of Disposition — Assaultive Offenses

Page 3 of 10

			DISPOSITIONS					
Compiled Laws	Offense	Max. Penalty	Total	Prison ¹	Jail	Jail/ Probation ²	Probation ²	Other ³
GRAND TOTAL			18,675	7,464	3,214	4,725	3,119	153
%				40%	17%	25%	17%	1%
VIOLATIONS			17,138	7,273	2,871	4,135	2,729	130
ATTEMPTS			1,537	191	343	590	390	23
750.145C4-A	Child Sexually Abusive Material, Possess	4 ATTEMPTS	159	66	14	50	28	1
750.145D2A	Computer/Internet - Communicate w/ Other to Commit Crime	1 ATTEMPTS	10		1	6	3	
750.145D2B	Computer/Internet - Plan Crime w/ Other, Max 1 - <2 yrs	2 ATTEMPTS	3		3			
750.145D2C	Computer/Internet - Plan Crime w/ Other, Max 2 - <4 yrs	4 ATTEMPTS	1			1		
750.145D2D	Computer/Internet - Plan Crime w/ Other, Max 4 - <10 yrs	10 ATTEMPTS	4	2	1			1
750.145N1	Vulnerable Adult Abuse - 1st Degree	15 ATTEMPTS	9	5		2	2	
750.145N2	Vulnerable Adult Abuse - 2nd Degree	4 ATTEMPTS	2			2		
750.145N3	Vulnerable Adult Abuse - 3rd Degree	2 ATTEMPTS	6	1		4	1	
750.145N4	Vulnerable Adult Abuse - 4th Degree	1 ATTEMPTS	1			4	1	1
750.157B2	Homicide - Solicitation of Murder	LIFE ATTEMPTS	1				1	
750.157C	Minors - Induce to Commit Felony	VAR ATTEMPTS	4	3		1		
750.158	Sodomy	15 ATTEMPTS	3	1		2		
750.1671F	Disorderly Person - Obscene Conduct	MISD ATTEMPTS	3	1	1	1		
750.197C-A	Assault of Prison Employee	4 ATTEMPTS	2	2				
750.197C-B	Escape - From Jail Through Violence	4 ATTEMPTS	1			1		
750.200I1D	Harmful Devices - Unlawful Possession/ Use, Cause Serious Injury	LIFE ATTEMPTS	14		5	1	7	1
750.200J1A-A	Harmful Devices - Imitation - Unlawful Possession or Use	5 ATTEMPTS	123	91	16	11	4	1
750.204A	Explosives - Send w/ Intent to Frighten	5 ATTEMPTS	11	7	3	1		
750.2072A	Explosives - Place Near Property	15 ATTEMPTS	2	1	1			
750.2072B	Explosives - Place Near Property Cause Property Damage	20 ATTEMPTS	1	1				
750.2091A	Explosives - Place w/ Intent to Injure	15 ATTEMPTS	2		1	1		
750.2102A	Explosives - Possess Bomb w/ Unlawful Intent	15 ATTEMPTS	1			1		
750.211A2A	Explosives - Mfg/Possess Explosive/ Other w/ Malicious Intent	15 ATTEMPTS	2	2				
750.211A2A-A	Explosives - Mfg/Possess Molotov Cocktail	4 ATTEMPTS	4	4				
			3			3		
			1		1			

NOTE: Be sure to check for related offense codes when examining a particular type of crime. They may or may not be in sequential order or even on the same page. Offenders may have multiple dispositions.

A2c 2011 Criminal Court Dispositions by Offense and Type of Disposition — Assaultive Offenses

Page 4 of 10

			DISPOSITIONS					
Compiled Laws	Offense	Max. Penalty	Total	Prison ¹	Jail	Jail/ Probation ²	Probation ²	Other ³
GRAND TOTAL			18,675	7,464	3,214	4,725	3,119	153
%				40%	17%	25%	17%	1%
VIOLATIONS			17,138	7,273	2,871	4,135	2,729	130
ATTEMPTS			1,537	191	343	590	390	23
750.211A2B	Explosives - Mfg/Possess Molotov Cocktail/Other w/ Prop. Damage	20 ATTEMPTS	2	2				
750.211A2C	Explosives - Mfg/Possess Molotov Cocktail/Other w/ Physical Injury	25 ATTEMPTS	1	1				
750.213	Extortion	20 ATTEMPTS	28	24	1		3	
750.224D2	Weapons - Dangerous Weapon, Self-Defense Spray	2 ATTEMPTS	9	1	1	6	1	
750.233	Weapons - Firearms, Aim w/o Malice	MISD ATTEMPTS	4		2	1	1	
750.234	Weapons - Firearms, Discharge/Aim w/o Malice and Injury	1 ATTEMPTS	2			1	1	
750.234A	Weapons - Firearms, Discharge from Vehicle	4 ATTEMPTS	8			1	6	1
750.234B	Weapons - Firearms, Discharge in/at Bldg.	4 ATTEMPTS	4		2	2	1	
750.234B	Weapons - Firearms, Discharge in/at Bldg.	4 ATTEMPTS	62	39	2	13	7	1
750.235	Weapons - Firearms, Discharge/Aim w/o Malice but w/ Injury	1 ATTEMPTS	8			7	1	
750.237	Weapons - Firearms - Under the Influence Causing Serious Impairment	5 ATTEMPTS	1		1			
750.2373	Weapons - Firearms, Discharge OUIL Cause Impairment	5 ATTEMPTS	31		14	9	8	
750.316	Homicide	LIFE ATTEMPTS	1	1				
750.316-A	Homicide - Murder 1st Degree, Premeditated	LIFE ATTEMPTS	8	8				
750.316-B	Homicide - Felony Murder	LIFE ATTEMPTS	77	77				
750.316-C	Homicide - Open Murder, Statutory Short Form	LIFE ATTEMPTS	33	33				
750.316-D	Homicide - Murder of Peace/ Corrections Officer	LIFE ATTEMPTS	14	14				
750.317	Homicide - Murder 2nd Degree	LIFE ATTEMPTS	1	1	1			
750.317A	Deliver Controlled Substance Cause Death	LIFE ATTEMPTS	160	160				
750.321	Homicide - Manslaughter	15 ATTEMPTS	12	11		1		
750.321-A	Homicide - Manslaughter, Statutory Short Form	15 ATTEMPTS	1	1				
750.321-C	Homicide - Manslaughter, Involuntary	15 ATTEMPTS	8	7		1		
750.321-E	Homicide - Manslaughter w/ Motor Vehicle	15 ATTEMPTS	25	20		4	1	
750.321-E	Homicide - Manslaughter w/ Motor Vehicle	15 ATTEMPTS	1	1				
750.324	Homicide - Negligent Homicide	2 ATTEMPTS	18	16			2	
750.329	Homicide - Manslaughter, Death w/ Weapon, Aim w/o Malice	15 ATTEMPTS	17	13		3	1	
750.329	Homicide - Manslaughter, Death w/ Weapon, Aim w/o Malice	15 ATTEMPTS	2	2				
750.329	Homicide - Manslaughter, Death w/ Weapon, Aim w/o Malice	15 ATTEMPTS	51	4	2	25	20	
750.329	Homicide - Manslaughter, Death w/ Weapon, Aim w/o Malice	15 ATTEMPTS	7		1	2	4	
750.329	Homicide - Manslaughter, Death w/ Weapon, Aim w/o Malice	15 ATTEMPTS	3	2		1		

NOTE: Be sure to check for related offense codes when examining a particular type of crime. They may or may not be in sequential order or even on the same page. Offenders may have multiple dispositions.

A2c 2011 Criminal Court Dispositions by Offense and Type of Disposition — Assaultive Offenses

Page 5 of 10

			DISPOSITIONS					
Compiled Laws	Offense	Max. Penalty	Total	Prison ¹	Jail	Jail/ Probation ²	Probation ²	Other ³
GRAND TOTAL			18,675	7,464	3,214	4,725	3,119	153
%				40%	17%	25%	17%	1%
VIOLATIONS			17,138	7,273	2,871	4,135	2,729	130
ATTEMPTS			1,537	191	343	590	390	23
750.335A	Indecent Exposure (Sexually Delinquent Person)	1 ATTEMPTS	26	1	15	7	3	
750.335A2B	Aggravated Indecent Exposure	2 ATTEMPTS	92	19	20	36	16	1
750.335A2C	Indecent Exposure by Sexually Delinquent Person	LIFE ATTEMPTS	19	14	1	2	2	
750.338	Gross Indecency Between Males, Commit/Procure	5 ATTEMPTS	8	3	2	2	1	
750.338B	Gross Indecency Between Male & Female, Commit/Procure	5 ATTEMPTS	4			3		1
750.349	Kidnapping	LIFE ATTEMPTS	31	8	4	12	7	
750.349A	Prisoner Taking Hostage	LIFE ATTEMPTS	3		2	1		
750.349B	Unlawful Imprisonment	LIFE ATTEMPTS	41	40		1		
750.350	Kidnapping - Child Enticement	LIFE ATTEMPTS	1	1		1		
750.350A1	Kidnapping - Custodial Interference	15 ATTEMPTS	77	70	1	2	4	
750.352	Molest/Disturb Workers	LIFE ATTEMPTS	14	6	1	7		
750.377B	Malicious Destruction Fire/Police Property	LIFE ATTEMPTS	2	2				
750.377C	School Bus - Intentional Damage	1 ATTEMPTS	15		7	3	5	
750.3942C	Throw Objects at Trains/Cars, Causing Injury	MISD ATTEMPTS	1		1		1	
750.411H	Stalking	4 ATTEMPTS	2		1		1	
750.411H2B	Stalking a Minor	5 ATTEMPTS	173	39	45	49	40	
750.411I	Stalking - Aggravated	5 ATTEMPTS	43	1	8	18	16	
750.411S2A	Unlawful Posting Message	5 ATTEMPTS	1				1	
750.411S2B	Unlawful Posting Message w/ Aggravating Circumstances	4 ATTEMPTS	1		1		1	
750.4362A	Poisoning - Food/Drink/Medicine/Water	1 ATTEMPTS	54		28	10	16	
750.455	Prostitution - Pandering	5 ATTEMPTS	1				1	
750.459	Prostitution - Transport Female (perhaps compel)	20 ATTEMPTS	3		1	1	2	1
750.479	Public Officer - Assault/Obstruct	5 ATTEMPTS	2					
750.479-B	Police Officer/Public Officer - Resist/Obstruct	20 ATTEMPTS	156	42	22	62	30	
		2 ATTEMPTS	13	1	3	7	2	
		2 ATTEMPTS	12		6	5	1	
		5 ATTEMPTS	2			2		
		15 ATTEMPTS	1			1		
		20 ATTEMPTS	3	3				
		20 ATTEMPTS	2	2				
		20 ATTEMPTS	5		1	3	1	
		2 ATTEMPTS	3			2		1
		2 ATTEMPTS	3		3			
		2 ATTEMPTS	1			1		

NOTE: Be sure to check for related offense codes when examining a particular type of crime. They may or may not be in sequential order or even on the same page. Offenders may have multiple dispositions.

A2c 2011 Criminal Court Dispositions by Offense and Type of Disposition — Assaultive Offenses

Page 6 of 10

			DISPOSITIONS					
Compiled Laws	Offense	Max. Penalty	Total	Prison ¹	Jail	Jail/ Probation ²	Probation ²	Other ³
GRAND TOTAL			18,675	7,464	3,214	4,725	3,119	153
%				40%	17%	25%	17%	1%
VIOLATIONS			17,138	7,273	2,871	4,135	2,729	130
ATTEMPTS			1,537	191	343	590	390	23
750.4792	Public Officer - Assault/Obstruct	2	12	7	3	1	1	
	ATTEMPTS		2			1	1	
750.4793	Public Officer - Assault/Obstruct Cause Injury	4	4	2	1	1		
750.479A2	Police Officer - Flee (Penal Code) 4th Degree	2	80	9	20	30	20	1
	ATTEMPTS		10		2	3	5	
750.479A3	Police Officer - Flee (Penal Code) 3rd Degree	5	200	49	36	65	48	2
	ATTEMPTS		36	1	11	14	10	
750.479A4	Police Officer - Flee (Penal Code) 2nd Offense	10	2	1			1	
	ATTEMPTS							
750.479A4-A	Police Officer - Flee (Penal Code) 2nd Degree	10	11	8	2		1	
	ATTEMPTS							
750.479A5-A	Police Officer - Flee (Penal Code) 1st Degree	15	2	2				
	ATTEMPTS							
750.479B1	Peace Officer - Disarm Non-Firearm	4	1	1				
	ATTEMPTS		3		2	1		
750.479B2	Peace Officer - Disarm Firearm	10	11	5		4	2	
	ATTEMPTS		5	2		2	1	
750.483A2B	Interfere w/ Crime Report Threat to Kill/Injure	10	1		1			
	ATTEMPTS		2	2				
750.483A4B	Interfere w/ Police Investigation Threat to Kill/Injure	10	2	2				
	ATTEMPTS							
750.50C7	Police Animal - Injure/Harass While Committing Crime	2	2	1		1		
	ATTEMPTS							
750.520B	CSC - 1st Degree - Multiple Variables	LIFE	146	146				
	ATTEMPTS		2	1		1		
750.520B1A	CSC - 1st Degree - Person Under 13	LIFE	142	139		1		2
	ATTEMPTS		5	4	1			
750.520B1B	CSC - 1st Degree - Relationship	LIFE	85	85				
	ATTEMPTS		2	2				
750.520B1C	CSC - 1st Degree - During Felony	LIFE	15	15				
	ATTEMPTS							
750.520B1D	CSC - 1st Degree - Accomplices	LIFE	8	8				
	ATTEMPTS							
750.520B1F	CSC - 1st Degree - Personal Injury	LIFE	23	23				
	ATTEMPTS		1			1		
750.520B1G	CSC - 1st Degree - Injury to Incapacitated Victim	LIFE	1			1		
	ATTEMPTS							
750.520B1H	CSC - 1st Degree - Mentally Disabled Relationship	LIFE	1	1				
	ATTEMPTS							
750.520B2B	CSC - 1st Degree - Person <13, Defendant 17+ yrs.	LIFE	57	57				
	ATTEMPTS		1	1				
750.520B2C	CSC - 1st Degree - Person <13, Defendant 17+ yrs - 2nd Offense	LIFE	3	3				
	ATTEMPTS							
750.520C	CSC - 2nd Degree - Multiple Variables	15	90	45	4	29	12	
	ATTEMPTS		2			2		
750.520C1A	CSC - 2nd Degree - Person Under 13	15	240	189	3	36	10	2
	ATTEMPTS		27	15	2	10		

NOTE: Be sure to check for related offense codes when examining a particular type of crime. They may or may not be in sequential order or even on the same page. Offenders may have multiple dispositions.

A2c 2011 Criminal Court Dispositions by Offense and Type of Disposition — Assaultive Offenses

Page 7 of 10

			DISPOSITIONS					
Compiled Laws	Offense	Max. Penalty	Total	Prison ¹	Jail	Jail/ Probation ²	Probation ²	Other ³
GRAND TOTAL			18,675	7,464	3,214	4,725	3,119	153
%				40%	17%	25%	17%	1%
VIOLATIONS			17,138	7,273	2,871	4,135	2,729	130
ATTEMPTS			1,537	191	343	590	390	23
750.520C1B	CSC - 2nd Degree - Relationship	15	69	50	1	17	1	
	ATTEMPTS		5	1	1	2	1	
750.520C1C	CSC - 2nd Degree - During Felony	15	10	9		1		
	ATTEMPTS							
750.520C1D	CSC - 2nd Degree - Accomplices	15	7	7				
	ATTEMPTS							
750.520C1F	CSC - 2nd Degree - Personal Injury	15	15	9		4	2	
	ATTEMPTS							
750.520C1G	CSC - 2nd Degree - Injury to Incapacitated Victim	15	7	5	1	1		
	ATTEMPTS		1			1		
750.520C1H	CSC - 2nd Degree - Mentally Disabled Relationship	15	2	2				
	ATTEMPTS							
750.520C1I	CSC - 2nd Degree - State Prisoner	15	3	1		2		
	ATTEMPTS							
750.520C1K	CSC - 2nd Degree - County Prisoner	15	2			2		
	ATTEMPTS							
750.520C2B	CSC - 2nd Degree - Person <13, Defendant 17+ yrs.	15	80	63	1	10	6	
	ATTEMPTS		7	2		5		
750.520D	CSC - 3rd Degree - Multiple Variables	15	66	62		1	1	2
	ATTEMPTS		12	4	2	6		
750.520D1A	CSC - 3rd Degree - Person 13-15	15	344	241	9	43	47	4
	ATTEMPTS		84	29	9	39	7	
750.520D1B	CSC - 3rd Degree - Force/Coercion	15	70	66		1		3
	ATTEMPTS		4		1	3		
750.520D1C	CSC - 3rd Degree - Incapacitated Victim	15	15	14			1	
	ATTEMPTS		4	1		3		
750.520D1D	CSC - 3rd Degree - Incest	15	32	31			1	
	ATTEMPTS		2	1		1		
750.520D1E	CSC - 3rd Degree - Student	15	7	7				
	ATTEMPTS							
750.520D1F	CSC - 3rd Degree - Special Ed Student	15	3	3				
	ATTEMPTS							
750.520E	CSC - 4th Degree - Multiple Variables	2	73	18	7	36	12	
	ATTEMPTS		5		4	1		
750.520E1A	CSC - 4th Degree - Force/Coercion	2	156	36	29	69	22	
	ATTEMPTS		17		6	9	2	
750.520E1A-A	CSC - 4th Degree - Victim 13-16	2	163	51	26	67	19	
	ATTEMPTS		4			3	1	
750.520E1B	CSC - 4th Degree - Incapacitated Victim	2	27	4	6	13	4	
	ATTEMPTS		1				1	
750.520E1E-A	CSC - 4th Degree - Mental Health Professional	2	2			2		
	ATTEMPTS							
750.520E1G	CSC - 4th Degree - Incest	2	13	2	3	7	1	
	ATTEMPTS		1				1	
750.520E1G-A	CSC - 4th Degree - Special Ed Student	2	1	1				
	ATTEMPTS							
750.520G1	CSC - Assault w/ Intent to Commit Sexual Penetration	10	146	79	13	46	8	
	ATTEMPTS		4	2		1	1	

NOTE: Be sure to check for related offense codes when examining a particular type of crime. They may or may not be in sequential order or even on the same page. Offenders may have multiple dispositions.

A2c 2011 Criminal Court Dispositions by Offense and Type of Disposition — Assaultive Offenses

Page 8 of 10

			DISPOSITIONS					
Compiled Laws	Offense	Max. Penalty	Total	Prison ¹	Jail	Jail/ Probation ²	Probation ²	Other ³
GRAND TOTAL			18,675	7,464	3,214	4,725	3,119	153
%				40%	17%	25%	17%	1%
VIOLATIONS			17,138	7,273	2,871	4,135	2,729	130
ATTEMPTS			1,537	191	343	590	390	23
750.520G2	CSC - 2nd Degree Assault	5	58	25	5	25	3	
		ATTEMPTS	1		1			
750.529	Robbery - Armed	LIFE	907	889	2	4	4	8
		ATTEMPTS	21	3	7	8	3	
750.529A	Carjacking	LIFE	149	146	2			1
		ATTEMPTS	5	3	1	1		
750.530	Robbery - Unarmed	15	686	398	47	122	116	3
		ATTEMPTS	60	15	10	23	10	2
750.531	Bank Robbery/Safe Breaking	LIFE	3	2		1		
		ATTEMPTS						
750.531-A	Bank Robbery	LIFE	52	41	2	8	1	
		ATTEMPTS						
750.531-B	Safe Breaking	LIFE	45	38	1	3	1	2
		ATTEMPTS	8		2	5	1	
750.532	Seduction	5	9		2	4	3	
		ATTEMPTS	1				1	
750.539J2A1	Surveil Unclothed Person	2	18	1	3	13	1	
		ATTEMPTS	3			3		
750.539J2B	Capture/Distribute Image of Unclothed Person	5	24	15		5	3	1
		ATTEMPTS	1		1			
750.5405B	Interfere w/ Electronic Communications, Injury/Death	4	4	2		2		
		ATTEMPTS						
750.72	Arson - Dwelling House/ Curtilage	20	5	1	1		3	
		ATTEMPTS	1		1			
750.72-A	Arson - Dwelling House	20	72	55	1	9	7	
		ATTEMPTS	10	4	1	2	3	
750.72-B	Arson - Dwelling House/ Curtilage	20	4	3		1		
		ATTEMPTS	1			1		
750.73	Arson - Real Property	10	71	35	2	27	7	
		ATTEMPTS	2			1	1	
750.741A	Arson - Personal Property, <\$200	5	2		2			
		ATTEMPTS						
750.741B1	Arson - Personal Property, \$200 - <\$1K	1	8		3	1	4	
		ATTEMPTS						
750.741C1	Arson - Personal Property, \$1K - <\$20K	5	19	7	2	8	2	
		ATTEMPTS	3	1		1	1	
750.741D1	Arson - Personal Property, \$20K or More	10	4			2	2	
		ATTEMPTS						
750.75	Arson - Insured Property	10	14	5	3	4	2	
		ATTEMPTS						
750.771B1	Arson - Preparation to Burn Property, \$200 - <\$1K	1	3			2	1	
		ATTEMPTS						
750.771C1	Arson - Preparation to Burn Property, \$1K - <\$20K	5	15	5	1	5	4	
		ATTEMPTS	5		1	4		
750.771D1	Arson - Preparation to Burn Property, \$20K or More	10	8	5	1		2	
		ATTEMPTS	1				1	
750.78	Arson - Woods/Prairies	4	6			6		
		ATTEMPTS	2			1	1	

NOTE: Be sure to check for related offense codes when examining a particular type of crime. They may or may not be in sequential order or even on the same page. Offenders may have multiple dispositions.

A2c 2011 Criminal Court Dispositions by Offense and Type of Disposition — Assaultive Offenses

Page 9 of 10

			DISPOSITIONS					
Compiled Laws	Offense	Max. Penalty	Total	Prison ¹	Jail	Jail/ Probation ²	Probation ²	Other ³
GRAND TOTAL			18,675	7,464	3,214	4,725	3,119	153
%				40%	17%	25%	17%	1%
VIOLATIONS			17,138	7,273	2,871	4,135	2,729	130
ATTEMPTS			1,537	191	343	590	390	23
750.81	Asslt or Asslt and Battery	MISD	424		178	108	129	9
		ATTEMPTS	1			1		
750.812	Domestic Violence	MISD	606	1	283	131	184	7
		ATTEMPTS	7		3	1	3	
750.813	Domestic Violence - 2nd Offense	1	156	2	88	44	21	1
		ATTEMPTS	2			2		
750.814	Domestic Violence - 3rd Offense	2	617	143	181	230	60	3
		ATTEMPTS	9		4	3	2	
750.81A	Assault - Aggravated	1	279		90	70	117	2
		ATTEMPTS						
750.81A2	Domestic Violence, Aggravated	1	95	4	28	27	36	
		ATTEMPTS						
750.81A3	Domestic Violence, Aggravated - 2nd Offense	2	57	13	14	28	2	
		ATTEMPTS						
750.81C1	Threatening DHS Employee w/ Physical Harm	MISD	1				1	
		ATTEMPTS						
750.81C2	Assault/Battery of DHS Employee	2	2		1		1	
		ATTEMPTS						
750.81D1	Police Officer - Assault/Resist/Obstruct	2	2,824	560	798	980	468	18
		ATTEMPTS	405	3	138	120	132	12
750.81D2	Police Officer - Assault/Resist/Obstruct, Causing Injury	4	180	47	37	47	47	2
		ATTEMPTS	14	1	2	7	4	
750.81D3	Police Officer - Assault/Resist/Obstruct, Serious Impairment	15	9	9				
		ATTEMPTS						
750.81D4	Police Officer - Assault/Resist/Obstruct, Causing Death	20	1	1				
		ATTEMPTS						
750.82	Felonious Assault	4	1,783	460	252	566	495	10
		ATTEMPTS	292	20	55	126	89	2
750.822	Weapon-Free Schools - Assault w/ Dangerous Weapon	4	1				1	
		ATTEMPTS						
750.83	Assault w/ Intent to Murder	LIFE	213	212				1
		ATTEMPTS	1	1				
750.84	Assault w/ Intent to do Great Bodily Harm Less Than Murder	10	651	427	33	110	75	6
		ATTEMPTS	36	14	2	17	3	
750.85	Torture	LIFE	16	16				
		ATTEMPTS						
750.86	Assault w/ Intent to Maim	10	3	1	1		1	
		ATTEMPTS						
750.87	Assault w/ Intent to Commit Felony	10	3	2			1	
		ATTEMPTS						
750.88	Assault w/ Intent to Rob While Unarmed	15	60	36	9	8	7	
		ATTEMPTS						
750.89	Assault w/ Intent to Rob While Armed	LIFE	124	103	3	6	1	11
		ATTEMPTS						
750.90A	Assault - Pregnant Individual, Miscarriage/Stillbirth w/ Intent	LIFE	1	1				
		ATTEMPTS						
750.91	Homicide - Attempted Murder	LIFE	8	8				
		ATTEMPTS						

NOTE: Be sure to check for related offense codes when examining a particular type of crime. They may or may not be in sequential order or even on the same page. Offenders may have multiple dispositions.

A2c 2011 Criminal Court Dispositions by Offense and Type of Disposition — Assaultive Offenses

Page 10 of 10

				DISPOSITIONS					
				Total	Prison ¹	Jail	Jail/ Probation ²	Probation ²	Other ³
GRAND TOTAL				18,675	7,464	3,214	4,725	3,119	153
%					40%	17%	25%	17%	1%
VIOLATIONS				17,138	7,273	2,871	4,135	2,729	130
ATTEMPTS				1,537	191	343	590	390	23
Compiled Laws	Offense	Max. Penalty							
752.861	Weapons - Firearms, Careless Use Cause Injury/Death	2 ATTEMPTS		19	1	6	5	7	
752.862-B	Weapons - Firearms, Careless Use Prop. Damage Over \$50	1 ATTEMPTS		2		1		1	
752.863A	Weapons - Firearms, Reckless Use	MISD ATTEMPTS		31		14	4	9	4

NOTE: Be sure to check for related offense codes when examining a particular type of crime. They may or may not be in sequential order or even on the same page. Offenders may have multiple dispositions.

¹ Includes HYTA Prison.

² Includes Delayed and Suspended Sentences, HYTA Probation, and SAI Probation.

³ Includes Restitution, Fines, Costs, Community Service and DHS sentences.

Source: OMNI Court Disposition Extracts

2010

A1 2010 Criminal Court Dispositions (Offenders) by FOA Region and County – All Offenses

Page 1 of 2

	Total	Prison ¹	Jail	Jail/ Probation	Proba- tion ²	Other ³	Percents				
							Prison ¹	Jail	Jail/ Probation	Proba- tion ²	Other ³
STATE TOTALS	53,422	10,831	9,490	18,346	14,375	380	20.3	17.8	34.3	26.9	.7
METROPOLITAN REGION TOTALS	24,665	4,522	3,508	6,188	10,305	142	18.3	14.2	25.1	41.8	.6
50 Macomb	4,731	633	761	1,872	1,363	102	13.4	16.1	39.6	28.8	2.2
63 Oakland	5,746	1,082	1,439	2,111	1,096	18	18.8	25.0	36.7	19.1	.3
81 Washtenaw	1,239	246	266	276	443	8	19.9	21.5	22.3	35.8	.6
82 Wayne	12,949	2,561	1,042	1,929	7,403	14	19.8	8.0	14.9	57.2	.1
OUTSTATE REGION TOTALS	28,757	6,309	5,982	12,158	4,070	238	21.9	20.8	42.3	14.2	.8
01 Alcona	50	10	5	31	4		20.0	10.0	62.0	8.0	
02 Alger	41	16	5	19	1		39.0	12.2	46.3	2.4	
03 Allegan	406	111	75	178	42		27.3	18.5	43.8	10.3	
04 Alpena	156	31	23	60	41	1	19.9	14.7	38.5	26.3	.6
05 Antrim	65	33	2	29	1		50.8	3.1	44.6	1.5	
06 Arenac	56	7	17	29	3		12.5	30.4	51.8	5.4	
07 Baraga	23	2	6	11	3	1	8.7	26.1	47.8	13.0	4.3
08 Barry	260	36	8	212	4		13.8	3.1	81.5	1.5	
09 Bay	617	163	95	247	110	2	26.4	15.4	40.0	17.8	.3
10 Benzie	40	10	1	20	9		25.0	2.5	50.0	22.5	
11 Berrien	1,379	342	420	469	121	27	24.8	30.5	34.0	8.8	2.0
12 Branch	118	42	31	45			35.6	26.3	38.1		
13 Calhoun	926	154	341	172	256	3	16.6	36.8	18.6	27.6	.3
14 Cass	303	71	114	78	40		23.4	37.6	25.7	13.2	
15 Charlevoix	96	26	32	37		1	27.1	33.3	38.5		1.0
16 Cheboygan	174	38	46	78	12		21.8	26.4	44.8	6.9	
17 Chippewa	194	59	51	75	7	2	30.4	26.3	38.7	3.6	1.0
18 Clare	179	33	4	100	42		18.4	2.2	55.9	23.5	
19 Clinton	151	38	22	88	3		25.2	14.6	58.3	2.0	
20 Crawford	128	27	25	59	16	1	21.1	19.5	46.1	12.5	.8
21 Delta	126	17	41	66	1	1	13.5	32.5	52.4	.8	.8
22 Dickinson	134	31	18	70	15		23.1	13.4	52.2	11.2	
23 Eaton	375	54	58	248	13	2	14.4	15.5	66.1	3.5	.5
24 Emmet	137	48	5	79	5		35.0	3.6	57.7	3.6	
25 Genesee	1,877	434	295	627	507	14	23.1	15.7	33.4	27.0	.7
26 Gladwin	150	28	15	77	30		18.7	10.0	51.3	20.0	
27 Gogebic	62	9	9	35	9		14.5	14.5	56.5	14.5	
28 Grand Traverse	212	72	23	114	3		34.0	10.8	53.8	1.4	
29 Gratiot	168	70	17	78	3		41.7	10.1	46.4	1.8	
30 Hillsdale	123	64	11	40	8		52.0	8.9	32.5	6.5	
31 Houghton	55	7	15	30	2	1	12.7	27.3	54.5	3.6	1.8
32 Huron	98	14	17	66	1		14.3	17.3	67.3	1.0	
33 Ingham	1,276	213	354	670	36	3	16.7	27.7	52.5	2.8	.2
34 Ionia	311	132	22	154		3	42.4	7.1	49.5		1.0
35 Iosco	119	16	29	72	2		13.4	24.4	60.5	1.7	
36 Iron	53	17	2	31	3		32.1	3.8	58.5	5.7	
37 Isabella	533	67	85	376	5		12.6	15.9	70.5	.9	
38 Jackson	848	223	138	462	24	1	26.3	16.3	54.5	2.8	.1
39 Kalamazoo	2,099	326	632	554	543	44	15.5	30.1	26.4	25.9	2.1
40 Kalkaska	124	29	41	43	8	3	23.4	33.1	34.7	6.5	2.4
41 Kent	3,511	829	887	1,184	567	44	23.6	25.3	33.7	16.1	1.3
42 Keweenaw	7			7					100.0		
43 Lake	60	11	11	32	5	1	18.3	18.3	53.3	8.3	1.7
44 Lapeer	351	35	102	213	1		10.0	29.1	60.7	.3	
45 Leelanau	35	14	4	14	3		40.0	11.4	40.0	8.6	
46 Lenawee	276	92	10	138	31	5	33.3	3.6	50.0	11.2	1.8
47 Livingston	800	173	113	364	137	13	21.6	14.1	45.5	17.1	1.6
48 Luce	46	11	15	19	1		23.9	32.6	41.3	2.2	

A1 2010 Criminal Court Dispositions (Offenders) by FOA Region and County – All Offenses

Page 2 of 2

	Total	Prison ¹	Jail	Jail/ Probation	Proba- tion ²	Other ³	Percents				
							Prison ¹	Jail	Jail/ Probation	Proba- tion ²	Other ³
STATE TOTALS	53,422	10,831	9,490	18,346	14,375	380	20.3	17.8	34.3	26.9	.7
(Cont'd.)											
OUTSTATE REGION TOTALS	28,757	6,309	5,982	12,158	4,070	238	21.9	20.8	42.3	14.2	.8
49 Mackinac	47	11	16	20			23.4	34.0	42.6		
51 Manistee	59	5	1	33	20		8.5	1.7	55.9	33.9	
52 Marquette	181	28	33	73	47		15.5	18.2	40.3	26.0	
53 Mason	94	22	8	64			23.4	8.5	68.1		
54 Mecosta	261	38	35	181	6	1	14.6	13.4	69.3	2.3	.4
55 Menominee	48	6	11	27	4		12.5	22.9	56.3	8.3	
56 Midland	297	58	31	122	83	3	19.5	10.4	41.1	27.9	1.0
57 Missaukee	68	24	2	41	1		35.3	2.9	60.3	1.5	
58 Monroe	570	138	87	317	28		24.2	15.3	55.6	4.9	
59 Montcalm	177	59	21	92	4	1	33.3	11.9	52.0	2.3	.6
60 Montmorency	57	6	13	21	16	1	10.5	22.8	36.8	28.1	1.8
61 Muskegon	1,340	370	198	713	59		27.6	14.8	53.2	4.4	
62 Newaygo	202	38	24	127	11	2	18.8	11.9	62.9	5.4	1.0
64 Oceana	90	8	15	64	3		8.9	16.7	71.1	3.3	
65 Ogemaw	135	30	23	77	5		22.2	17.0	57.0	3.7	
66 Ontonagon	4			4					100.0		
67 Osceola	103	26	9	65	2	1	25.2	8.7	63.1	1.9	1.0
68 Oscoda	27	5	4	17	1		18.5	14.8	63.0	3.7	
69 Otsego	165	39	33	54	34	5	23.6	20.0	32.7	20.6	3.0
70 Ottawa	915	80	194	380	235	26	8.7	21.2	41.5	25.7	2.8
71 Presque Isle	44	11	7	20	5	1	25.0	15.9	45.5	11.4	2.3
72 Roscommon	177	24	16	87	50		13.6	9.0	49.2	28.2	
73 Saginaw	1,543	439	211	373	513	7	28.5	13.7	24.2	33.2	.5
74 St. Clair	962	150	305	390	115	2	15.6	31.7	40.5	12.0	.2
75 St. Joseph	468	117	145	205		1	25.0	31.0	43.8		.2
76 Sanilac	110	17	17	70	4	2	15.5	15.5	63.6	3.6	1.8
77 Schoolcraft	30	5	1	22	2		16.7	3.3	73.3	6.7	
78 Shiawassee	227	54	8	138	27		23.8	3.5	60.8	11.9	
79 Tuscola	370	95	51	177	45	2	25.7	13.8	47.8	12.2	.5
80 Van Buren	484	78	157	172	68	9	16.1	32.4	35.5	14.0	1.9
83 Wexford	174	43	14	112	4	1	24.7	8.0	64.4	2.3	.6

¹ Includes HYTA Prison

² Includes Delayed and Suspended Sentences, HYTA Probation, and SAI Probation.

³ Includes Restitution, Fines, Costs, Community Service and DHS sentences.

SOURCE: OMNI Court Disposition Extracts

A1a 2010 Criminal Court Dispositions (Offenders) by FOA Region and County – Non-Assaultive Offenses

Page 1 of 2

	Total	Prison ¹	Jail	Jail/ Probation	Proba- tion ²	Other ³	Percents				
							Prison ¹	Jail	Jail/ Probation	Proba- tion ²	Other ³
STATE TOTALS	26,734	4,908	4,754	9,698	7,189	185	18.4	17.8	36.3	26.9	.7
METROPOLITAN REGION TOTALS	12,224	2,103	1,783	3,167	5,115	56	17.2	14.6	25.9	41.8	.5
50 Macomb	1,814	299	321	707	451	36	16.5	17.7	39.0	24.9	2.0
63 Oakland	3,138	520	788	1,228	592	10	16.6	25.1	39.1	18.9	.3
81 Washtenaw	661	105	153	157	241	5	15.9	23.1	23.8	36.5	.8
82 Wayne	6,611	1,179	521	1,075	3,831	5	17.8	7.9	16.3	57.9	.1
OUTSTATE REGION TOTALS	14,510	2,805	2,971	6,531	2,074	129	19.3	20.5	45.0	14.3	.9
01 Alcona	30	5	3	21	1		16.7	10.0	70.0	3.3	
02 Alger	18	5	1	12			27.8	5.6	66.7		
03 Allegan	172	41	40	69	22		23.8	23.3	40.1	12.8	
04 Alpena	55	10	8	22	15		18.2	14.5	40.0	27.3	
05 Antrim	33	14	1	17	1		42.4	3.0	51.5	3.0	
06 Arenac	23	2	7	11	3		8.7	30.4	47.8	13.0	
07 Baraga	11	1	1	7	2		9.1	9.1	63.6	18.2	
08 Barry	135	17	4	110	4		12.6	3.0	81.5	3.0	
09 Bay	310	72	58	121	58	1	23.2	18.7	39.0	18.7	.3
10 Benzie	26	1	1	16	8		3.8	3.8	61.5	30.8	
11 Berrien	578	134	150	201	75	18	23.2	26.0	34.8	13.0	3.1
12 Branch	42	8	15	19			19.0	35.7	45.2		
13 Calhoun	443	57	171	85	128	2	12.9	38.6	19.2	28.9	.5
14 Cass	123	16	53	42	12		13.0	43.1	34.1	9.8	
15 Charlevoix	37	9	13	14		1	24.3	35.1	37.8		2.7
16 Cheboygan	82	15	17	41	9		18.3	20.7	50.0	11.0	
17 Chippewa	102	36	21	40	4	1	35.3	20.6	39.2	3.9	1.0
18 Clare	99	17	3	61	18		17.2	3.0	61.6	18.2	
19 Clinton	97	18	14	62	3		18.6	14.4	63.9	3.1	
20 Crawford	67	17	9	30	10	1	25.4	13.4	44.8	14.9	1.5
21 Delta	71	12	20	38		1	16.9	28.2	53.5		1.4
22 Dickinson	62	17	7	32	6		27.4	11.3	51.6	9.7	
23 Eaton	239	29	43	155	10	2	12.1	18.0	64.9	4.2	.8
24 Emmet	60	19	1	39	1		31.7	1.7	65.0	1.7	
25 Genesee	1,052	212	175	375	284	6	20.2	16.6	35.6	27.0	.6
26 Gladwin	82	18	8	42	14		22.0	9.8	51.2	17.1	
27 Gogebic	34	2	7	21	4		5.9	20.6	61.8	11.8	
28 Grand Traverse	119	34	13	70	2		28.6	10.9	58.8	1.7	
29 Gratiot	89	39	7	41	2		43.8	7.9	46.1	2.2	
30 Hillsdale	69	33	7	23	6		47.8	10.1	33.3	8.7	
31 Houghton	36	3	10	21	2		8.3	27.8	58.3	5.6	
32 Huron	64	7	8	48	1		10.9	12.5	75.0	1.6	
33 Ingham	685	99	193	375	17	1	14.5	28.2	54.7	2.5	.1
34 Ionia	168	71	14	82		1	42.3	8.3	48.8		.6
35 Iosco	70	7	18	44	1		10.0	25.7	62.9	1.4	
36 Iron	30	12	1	15	2		40.0	3.3	50.0	6.7	
37 Isabella	231	30	33	165	3		13.0	14.3	71.4	1.3	
38 Jackson	480	108	76	278	17	1	22.5	15.8	57.9	3.5	.2
39 Kalamazoo	852	114	284	209	224	21	13.4	33.3	24.5	26.3	2.5
40 Kalkaska	81	18	29	26	7	1	22.2	35.8	32.1	8.6	1.2
41 Kent	1,874	351	475	703	323	22	18.7	25.3	37.5	17.2	1.2
42 Keweenaw	7			7					100.0		
43 Lake	37	7	8	16	5	1	18.9	21.6	43.2	13.5	2.7
44 Lapeer	216	15	64	136	1		6.9	29.6	63.0	.5	
45 Leelanau	21	7	3	10	1		33.3	14.3	47.6	4.8	
46 Lenawee	126	36	6	62	20	2	28.6	4.8	49.2	15.9	1.6
47 Livingston	402	95	56	186	58	7	23.6	13.9	46.3	14.4	1.7
48 Luce	21	4	7	10			19.0	33.3	47.6		

A1a 2010 Criminal Court Dispositions (Offenders) by FOA Region and County – Non-Assaultive Offenses

Page 2 of 2

	Total	Prison ¹	Jail	Jail/ Probation	Proba- tion ²	Other ³	Percents				
							Prison ¹	Jail	Jail/ Probation	Proba- tion ²	Other ³
STATE TOTALS	26,734	4,908	4,754	9,698	7,189	185	18.4	17.8	36.3	26.9	.7
(Cont'd.)											
OUTSTATE REGION TOTALS	14,510	2,805	2,971	6,531	2,074	129	19.3	20.5	45.0	14.3	.9
49 Mackinac	21	4	10	7			19.0	47.6	33.3		
51 Manistee	27	4		13	10		14.8		48.1	37.0	
52 Marquette	93	13	19	43	18		14.0	20.4	46.2	19.4	
53 Mason	38	8	3	27			21.1	7.9	71.1		
54 Mecosta	148	21	23	99	4	1	14.2	15.5	66.9	2.7	.7
55 Menominee	32	1	5	22	4		3.1	15.6	68.8	12.5	
56 Midland	150	31	17	61	39	2	20.7	11.3	40.7	26.0	1.3
57 Missaukee	27	10		16	1		37.0		59.3	3.7	
58 Monroe	303	72	36	173	22		23.8	11.9	57.1	7.3	
59 Montcalm	92	29	11	48	4		31.5	12.0	52.2	4.3	
60 Montmorency	28	4	6	14	3	1	14.3	21.4	50.0	10.7	3.6
61 Muskegon	660	151	95	368	46		22.9	14.4	55.8	7.0	
62 Newaygo	114	19	10	78	7		16.7	8.8	68.4	6.1	
64 Oceana	51	3	8	38	2		5.9	15.7	74.5	3.9	
65 Ogemaw	73	14	8	48	3		19.2	11.0	65.8	4.1	
66 Ontonagon	3			3					100.0		
67 Osceola	45	7	3	33	1	1	15.6	6.7	73.3	2.2	2.2
68 Oscoda	15	3	2	10			20.0	13.3	66.7		
69 Otsego	60	14	15	16	12	3	23.3	25.0	26.7	20.0	5.0
70 Ottawa	543	43	104	253	128	15	7.9	19.2	46.6	23.6	2.8
71 Presque Isle	30	6	6	15	3		20.0	20.0	50.0	10.0	
72 Roscommon	95	15	6	47	27		15.8	6.3	49.5	28.4	
73 Saginaw	755	212	94	200	245	4	28.1	12.5	26.5	32.5	.5
74 St. Clair	526	71	153	252	49	1	13.5	29.1	47.9	9.3	.2
75 St. Joseph	148	20	57	70		1	13.5	38.5	47.3		.7
76 Sanilac	60	8	8	41	3		13.3	13.3	68.3	5.0	
77 Schoolcraft	19	3		15	1		15.8		78.9	5.3	
78 Shiawassee	111	25	4	72	10		22.5	3.6	64.9	9.0	
79 Tuscola	208	52	29	103	22	2	25.0	13.9	49.5	10.6	1.0
80 Van Buren	194	27	69	69	22	7	13.9	35.6	35.6	11.3	3.6
83 Wexford	80	21	7	47	4	1	26.3	8.8	58.8	5.0	1.3

¹ Includes HYTA Prison

² Includes Delayed and Suspended Sentences, HYTA Probation, and SAI Probation.

³ Includes Restitution, Fines, Costs, Community Service and DHS sentences.

SOURCE: OMNI Court Disposition Extracts

A1b 2010 Criminal Court Dispositions (Offenders) by FOA Region and County – Drug Offenses

Page 1 of 2

	Total	Prison ¹	Jail	Jail/ Probation	Proba- tion ²	Other ³	Percents				
							Prison ¹	Jail	Jail/ Probation	Proba- tion ²	Other ³
STATE TOTALS	14,507	1,495	2,971	5,132	4,783	126	10.3	20.5	35.4	33.0	.9
METROPOLITAN REGION TOTALS	7,033	445	1,165	1,926	3,446	51	6.3	16.6	27.4	49.0	.7
50 Macomb	2,059	77	338	859	738	47	3.7	16.4	41.7	35.8	2.3
63 Oakland	1,379	115	408	550	306		8.3	29.6	39.9	22.2	
81 Washtenaw	237	24	57	40	116		10.1	24.1	16.9	48.9	
82 Wayne	3,358	229	362	477	2,286	4	6.8	10.8	14.2	68.1	.1
OUTSTATE REGION TOTALS	7,474	1,050	1,806	3,206	1,337	75	14.0	24.2	42.9	17.9	1.0
01 Alcona	13		2	8	3			15.4	61.5	23.1	
02 Alger	5		1	4				20.0	80.0		
03 Allegan	130	29	18	68	15		22.3	13.8	52.3	11.5	
04 Alpena	72	10	14	22	25	1	13.9	19.4	30.6	34.7	1.4
05 Antrim	5	3		2			60.0		40.0		
06 Arenac	22	1	8	13			4.5	36.4	59.1		
07 Baraga	9		4	3	1	1		44.4	33.3	11.1	11.1
08 Barry	76	11	4	61			14.5	5.3	80.3		
09 Bay	180	31	18	90	40	1	17.2	10.0	50.0	22.2	.6
10 Benzie	4	2		1	1		50.0		25.0	25.0	
11 Berrien	463	80	182	170	23	8	17.3	39.3	36.7	5.0	1.7
12 Branch	48	18	11	19			37.5	22.9	39.6		
13 Calhoun	232	23	87	45	76	1	9.9	37.5	19.4	32.8	.4
14 Cass	124	40	33	26	25		32.3	26.6	21.0	20.2	
15 Charlevoix	42	9	13	20			21.4	31.0	47.6		
16 Cheboygan	63	13	19	30	1		20.6	30.2	47.6	1.6	
17 Chippewa	45	6	16	19	3	1	13.3	35.6	42.2	6.7	2.2
18 Clare	39	5	1	18	15		12.8	2.6	46.2	38.5	
19 Clinton	24	4	5	15			16.7	20.8	62.5		
20 Crawford	34	4	8	19	3		11.8	23.5	55.9	8.8	
21 Delta	30		17	13				56.7	43.3		
22 Dickinson	38	6	6	21	5		15.8	15.8	55.3	13.2	
23 Eaton	76	8	8	58	2		10.5	10.5	76.3	2.6	
24 Emmet	43	14	2	25	2		32.6	4.7	58.1	4.7	
25 Genesee	406	39	84	119	157	7	9.6	20.7	29.3	38.7	1.7
26 Gladwin	47	4	6	24	13		8.5	12.8	51.1	27.7	
27 Gogebic	14	2	1	7	4		14.3	7.1	50.0	28.6	
28 Grand Traverse	46	10	5	30	1		21.7	10.9	65.2	2.2	
29 Gratiot	40	5	7	28			12.5	17.5	70.0		
30 Hillsdale	35	21	1	13			60.0	2.9	37.1		
31 Houghton	9	1	2	5		1	11.1	22.2	55.6		11.1
32 Huron	15	3	3	9			20.0	20.0	60.0		
33 Ingham	281	17	93	158	12	1	6.0	33.1	56.2	4.3	.4
34 Ionia	62	16	5	39		2	25.8	8.1	62.9		3.2
35 Iosco	29	4	9	15	1		13.8	31.0	51.7	3.4	
36 Iron	8	1		6	1		12.5		75.0	12.5	
37 Isabella	208	10	35	162	1		4.8	16.8	77.9	.5	
38 Jackson	187	44	23	116	4		23.5	12.3	62.0	2.1	
39 Kalamazoo	780	66	229	227	241	17	8.5	29.4	29.1	30.9	2.2
40 Kalkaska	21	2	9	7	1	2	9.5	42.9	33.3	4.8	9.5
41 Kent	764	133	252	226	144	9	17.4	33.0	29.6	18.8	1.2
42 Keweenaw	0										
43 Lake	13	1		12			7.7		92.3		
44 Lapeer	58	3	21	34			5.2	36.2	58.6		
45 Leelanau	4			3	1				75.0	25.0	
46 Lenawee	48	12	2	27	6	1	25.0	4.2	56.3	12.5	2.1
47 Livingston	209	22	28	98	55	6	10.5	13.4	46.9	26.3	2.9
48 Luce	17	5	5	6	1		29.4	29.4	35.3	5.9	

A1b 2010 Criminal Court Dispositions (Offenders) by FOA Region and County — Drug Offenses

Page 2 of 2

	Total	Prison ¹	Jail	Jail/ Probation	Proba- tion ²	Other ³	Percents				
							Prison ¹	Jail	Jail/ Probation	Proba- tion ²	Other ³
STATE TOTALS	14,507	1,495	2,971	5,132	4,783	126	10.3	20.5	35.4	33.0	.9
(Cont'd.)											
OUTSTATE REGION TOTALS	7,474	1,050	1,806	3,206	1,337	75	14.0	24.2	42.9	17.9	1.0
49 Mackinac	15	4	5	6			26.7	33.3	40.0		
51 Manistee	20		1	11	8			5.0	55.0	40.0	
52 Marquette	43	1	10	15	17		2.3	23.3	34.9	39.5	
53 Mason	33	3	3	27			9.1	9.1	81.8		
54 Mecosta	60	4	8	46	2		6.7	13.3	76.7	3.3	
55 Menominee	7		3	4				42.9	57.1		
56 Midland	85	6	11	37	31		7.1	12.9	43.5	36.5	
57 Missaukee	15	2		13			13.3		86.7		
58 Monroe	150	24	31	90	5		16.0	20.7	60.0	3.3	
59 Montcalm	35	10	6	19			28.6	17.1	54.3		
60 Montmorency	12	1	2	1	8		8.3	16.7	8.3	66.7	
61 Muskegon	298	47	61	182	8		15.8	20.5	61.1	2.7	
62 Newaygo	41	6	5	28	2		14.6	12.2	68.3	4.9	
64 Oceana	19	1	4	13	1		5.3	21.1	68.4	5.3	
65 Ogemaw	39	5	10	24			12.8	25.6	61.5		
66 Ontonagon	1			1					100.0		
67 Osceola	22	3	3	16			13.6	13.6	72.7		
68 Oscoda	4		1	3				25.0	75.0		
69 Otsego	67	9	12	30	14	2	13.4	17.9	44.8	20.9	3.0
70 Ottawa	180	8	43	57	66	6	4.4	23.9	31.7	36.7	3.3
71 Presque Isle	5		1	2	1	1		20.0	40.0	20.0	20.0
72 Roscommon	52	3	6	27	16		5.8	11.5	51.9	30.8	
73 Saginaw	334	45	68	54	164	3	13.5	20.4	16.2	49.1	.9
74 St. Clair	219	18	88	64	48	1	8.2	40.2	29.2	21.9	.5
75 St. Joseph	226	73	51	102			32.3	22.6	45.1		
76 Sanilac	13	2	2	8		1	15.4	15.4	61.5		7.7
77 Schoolcraft	3			3					100.0		
78 Shiawassee	66	8	2	42	14		12.1	3.0	63.6	21.2	
79 Tuscola	61	5	8	37	11		8.2	13.1	60.7	18.0	
80 Van Buren	183	19	60	64	38	2	10.4	32.8	35.0	20.8	1.1
83 Wexford	48	5	4	39			10.4	8.3	81.3		

¹ Includes HYTA Prison

² Includes Delayed and Suspended Sentences, HYTA Probation, and SAI Probation.

³ Includes Restitution, Fines, Costs, Community Service and DHS sentences.

SOURCE: OMNI Court Disposition Extracts

A1c 2010 Criminal Court Dispositions (Offenders) by FOA Region and County – Assaultive Offenses

Page 1 of 2

	Total	Prison ¹	Jail	Jail/ Probation	Proba- tion ²	Other ³	Percents				
							Prison ¹	Jail	Jail/ Probation	Proba- tion ²	Other ³
STATE TOTALS	12,181	4,428	1,765	3,516	2,403	69	36.4	14.5	28.9	19.7	.6
METROPOLITAN REGION TOTALS	5,408	1,974	560	1,095	1,744	35	36.5	10.4	20.2	32.2	.6
50 Macomb	858	257	102	306	174	19	30.0	11.9	35.7	20.3	2.2
63 Oakland	1,229	447	243	333	198	8	36.4	19.8	27.1	16.1	.7
81 Washtenaw	341	117	56	79	86	3	34.3	16.4	23.2	25.2	.9
82 Wayne	2,980	1,153	159	377	1,286	5	38.7	5.3	12.7	43.2	.2
OUTSTATE REGION TOTALS	6,773	2,454	1,205	2,421	659	34	36.2	17.8	35.7	9.7	.5
01 Alcona	7	5		2			71.4		28.6		
02 Alger	18	11	3	3	1		61.1	16.7	16.7	5.6	
03 Allegan	104	41	17	41	5		39.4	16.3	39.4	4.8	
04 Alpena	29	11	1	16	1		37.9	3.4	55.2	3.4	
05 Antrim	27	16	1	10			59.3	3.7	37.0		
06 Arenac	11	4	2	5			36.4	18.2	45.5		
07 Baraga	3	1	1	1			33.3	33.3	33.3		
08 Barry	49	8		41			16.3		83.7		
09 Bay	127	60	19	36	12		47.2	15.0	28.3	9.4	
10 Benzie	10	7		3			70.0		30.0		
11 Berrien	338	128	88	98	23	1	37.9	26.0	29.0	6.8	.3
12 Branch	28	16	5	7			57.1	17.9	25.0		
13 Calhoun	251	74	83	42	52		29.5	33.1	16.7	20.7	
14 Cass	56	15	28	10	3		26.8	50.0	17.9	5.4	
15 Charlevoix	17	8	6	3			47.1	35.3	17.6		
16 Cheboygan	29	10	10	7	2		34.5	34.5	24.1	6.9	
17 Chippewa	47	17	14	16			36.2	29.8	34.0		
18 Clare	41	11		21	9		26.8		51.2	22.0	
19 Clinton	30	16	3	11			53.3	10.0	36.7		
20 Crawford	27	6	8	10	3		22.2	29.6	37.0	11.1	
21 Delta	25	5	4	15	1		20.0	16.0	60.0	4.0	
22 Dickinson	34	8	5	17	4		23.5	14.7	50.0	11.8	
23 Eaton	60	17	7	35	1		28.3	11.7	58.3	1.7	
24 Emmet	34	15	2	15	2		44.1	5.9	44.1	5.9	
25 Genesee	419	183	36	133	66	1	43.7	8.6	31.7	15.8	.2
26 Gladwin	21	6	1	11	3		28.6	4.8	52.4	14.3	
27 Gogebic	14	5	1	7	1		35.7	7.1	50.0	7.1	
28 Grand Traverse	47	28	5	14			59.6	10.6	29.8		
29 Gratiot	39	26	3	9	1		66.7	7.7	23.1	2.6	
30 Hillsdale	19	10	3	4	2		52.6	15.8	21.1	10.5	
31 Houghton	10	3	3	4			30.0	30.0	40.0		
32 Huron	19	4	6	9			21.1	31.6	47.4		
33 Ingham	310	97	68	137	7	1	31.3	21.9	44.2	2.3	.3
34 Ionia	81	45	3	33			55.6	3.7	40.7		
35 Iosco	20	5	2	13			25.0	10.0	65.0		
36 Iron	15	4	1	10			26.7	6.7	66.7		
37 Isabella	94	27	17	49	1		28.7	18.1	52.1	1.1	
38 Jackson	181	71	39	68	3		39.2	21.5	37.6	1.7	
39 Kalamazoo	467	146	119	118	78	6	31.3	25.5	25.3	16.7	1.3
40 Kalkaska	22	9	3	10			40.9	13.6	45.5		
41 Kent	873	345	160	255	100	13	39.5	18.3	29.2	11.5	1.5
42 Keweenaw	0										
43 Lake	10	3	3	4			30.0	30.0	40.0		
44 Lapeer	77	17	17	43			22.1	22.1	55.8		
45 Leelanau	10	7	1	1	1		70.0	10.0	10.0	10.0	
46 Lenawee	102	44	2	49	5	2	43.1	2.0	48.0	4.9	2.0
47 Livingston	189	56	29	80	24		29.6	15.3	42.3	12.7	
48 Luce	8	2	3	3			25.0	37.5	37.5		

A1c 2010 Criminal Court Dispositions (Offenders) by FOA Region and County — Assaultive Offenses

Page 2 of 2

	Total	Prison ¹	Jail	Jail/ Probation	Proba- tion ²	Other ³	Percents				
							Prison ¹	Jail	Jail/ Probation	Proba- tion ²	Other ³
STATE TOTALS	12,181	4,428	1,765	3,516	2,403	69	36.4	14.5	28.9	19.7	.6
(Cont'd.)											
OUTSTATE REGION TOTALS	6,773	2,454	1,205	2,421	659	34	36.2	17.8	35.7	9.7	.5
49 Mackinac	11	3	1	7			27.3	9.1	63.6		
51 Manistee	12	1		9	2		8.3		75.0	16.7	
52 Marquette	45	14	4	15	12		31.1	8.9	33.3	26.7	
53 Mason	23	11	2	10			47.8	8.7	43.5		
54 Mecosta	53	13	4	36			24.5	7.5	67.9		
55 Menominee	9	5	3	1			55.6	33.3	11.1		
56 Midland	62	21	3	24	13	1	33.9	4.8	38.7	21.0	1.6
57 Missaukee	26	12	2	12			46.2	7.7	46.2		
58 Monroe	117	42	20	54	1		35.9	17.1	46.2	.9	
59 Montcalm	50	20	4	25		1	40.0	8.0	50.0		2.0
60 Montmorency	17	1	5	6	5		5.9	29.4	35.3	29.4	
61 Muskegon	382	172	42	163	5		45.0	11.0	42.7	1.3	
62 Newaygo	47	13	9	21	2	2	27.7	19.1	44.7	4.3	4.3
64 Oceana	20	4	3	13			20.0	15.0	65.0		
65 Ogemaw	23	11	5	5	2		47.8	21.7	21.7	8.7	
66 Ontonagon	0										
67 Osceola	36	16	3	16	1		44.4	8.3	44.4	2.8	
68 Oscoda	8	2	1	4	1		25.0	12.5	50.0	12.5	
69 Otsego	38	16	6	8	8		42.1	15.8	21.1	21.1	
70 Ottawa	192	29	47	70	41	5	15.1	24.5	36.5	21.4	2.6
71 Presque Isle	9	5		3	1		55.6		33.3	11.1	
72 Roscommon	30	6	4	13	7		20.0	13.3	43.3	23.3	
73 Saginaw	454	182	49	119	104		40.1	10.8	26.2	22.9	
74 St. Clair	217	61	64	74	18		28.1	29.5	34.1	8.3	
75 St. Joseph	94	24	37	33			25.5	39.4	35.1		
76 Sanilac	37	7	7	21	1	1	18.9	18.9	56.8	2.7	2.7
77 Schoolcraft	8	2	1	4	1		25.0	12.5	50.0	12.5	
78 Shiawassee	50	21	2	24	3		42.0	4.0	48.0	6.0	
79 Tuscola	101	38	14	37	12		37.6	13.9	36.6	11.9	
80 Van Buren	107	32	28	39	8		29.9	26.2	36.4	7.5	
83 Wexford	46	17	3	26			37.0	6.5	56.5		

¹ Includes HYTA Prison

² Includes Delayed and Suspended Sentences, HYTA Probation, and SAI Probation.

³ Includes Restitution, Fines, Costs, Community Service and DHS sentences.

SOURCE: OMNI Court Disposition Extracts

A2

2010 Criminal Court Dispositions by Offense and Type of Disposition – All Offenses

Page 1 of 32

			DISPOSITIONS					
Compiled Laws	Offense	Max. Penalty	Total	Prison ¹	Jail	Jail/ Probation ²	Probation ²	Other ³
GRAND TOTAL			78,289	18,829	15,879	24,289	18,559	733
%				24%	20%	31%	24%	1%
VIOLATIONS ATTEMPTS			71,163	18,225	14,333	22,257	15,685	663
7,126				604	1,546	2,032	2,874	70
21.154	Public Officer - Embezzle/Divert Tax/Public Moneys	5 ATTEMPTS	1	1				
28.173A	DNA Profiling - Refuse or Resist Providing Samples	MISD ATTEMPTS	1				1	
28.243A	Fingerprinting - Refusal	MISD ATTEMPTS	3		2	1		
28.2931	State ID Card - False Application	5 ATTEMPTS	11	3	2	4	2	
28.2951A-A	State ID Card - Alter/Forge/Use to Commit Felony	10 ATTEMPTS	2		1	1		
28.2951B-A	State ID Card - Alter/Forge/Use to Commit Felony or Misdemeanor	5 ATTEMPTS	2	1	1			
28.2953	State ID Card - Use Stolen Card to Commit Felony	VAR ATTEMPTS	3		2	1		
28.422	Weapons - Pistols, License Forgery	4 ATTEMPTS	1			1		
28.425B16	Weapons - Failure to Return Suspended/Revoked CCW License	MISD ATTEMPTS	1		1			
28.425B3	Weapons - Pistols, False Info on CCW Permit	4 ATTEMPTS	1				1	
28.425K2A	Weapons - Pistols, Carrying Concealed While Under the Influence	MISD ATTEMPTS	4		1	1	1	1
28.425K2B	Weapons/Pistols - Carry Conceal, Blood Alcohol Content >.08 - <.10 Grams	MISD ATTEMPTS	1		1			
28.5953-A	State ID Card - Counterfeit/Forged, Possession	MISD ATTEMPTS	1		1			
28.729	Sex Offender - Fail to Register	4 ATTEMPTS	456	88	156	137	64	11
28.7291A	Sex Offender - Fail to Register	4 ATTEMPTS	125	5	45	29	39	7
28.7291B	Sex Offender - Fail to Register, 2nd Offense	4 ATTEMPTS	10	3	5	1	1	
28.7291C	Sex Offender - Fail to Register, 3rd Offense	7 ATTEMPTS	4		1	1	1	1
28.7292	Sex Offenders - Failure to Comply w/ Duties	10 ATTEMPTS	49	15	18	11	5	
28.7292C	Sex Offender - Fail to Report, 3rd Offense	4 ATTEMPTS	16	4	7	5		
28.7294	Sex Offenders - Refusing/Failing to Pay Registration Fee	MISD ATTEMPTS	43		21	7	11	4
28.729B	Sex Offenders - Failure to Comply w/ Reporting Duties - 2nd Offense	MISD ATTEMPTS	36	5	18	10	3	
28.7342A	Student Safety Zone - Work/Loiter	MISD ATTEMPTS	4		2	1		1
28.7342B	Student Safety Zone - Work/Loiter - 2nd Offense	MISD ATTEMPTS	3		3			
28.7352A	Student Safety Zone - Residency Violation	MISD ATTEMPTS	17		13	2	2	
			1	1			1	
			2					1
			8		4	4		
			1		1			

NOTE: Be sure to check for related offense codes when examining a particular type of crime. They may or may not be in sequential order or even on the same page. Offenders may have multiple dispositions.

A2

2010 Criminal Court Dispositions by Offense and Type of Disposition – All Offenses

Page 2 of 32

Compiled Laws	Offense	Max. Penalty
GRAND TOTAL		
		%
VIOLATIONS		
ATTEMPTS		
28.7352B	Student Safety Zone - Residency Violation - 2nd Offense	2 ATTEMPTS
29.43	Explosives - Handling/Sale Etc., w/o Permit	MISD ATTEMPTS
52.204	Dead Bodies - Removing w/o Medical Examiner Permission	MISD ATTEMPTS
75.50C4	Police Animal/Search & Rescue Dog, Harassing	MISD ATTEMPTS
125.14471C1	Housing - MSHDA - False Pretenses, \$1K - <\$20K	5 ATTEMPTS
168.7598	Election Law - Forging Signature on Absentee Ballot Application	5 ATTEMPTS
168.932F	Election Law - Possess Absentee Ballot	5 ATTEMPTS
168.957	Election Law - Recall Petitions - False Statements	MISD ATTEMPTS
205.271A	Taxes - Fail to File/False Return	5 ATTEMPTS
205.4282	Tobacco Products Tax Act Violation Felony	5 ATTEMPTS
205.4283	Tobacco Products Tax Act Violations Misdemeanor	1 ATTEMPTS
205.4284	Tobacco Products Tax Act Violations	MISD ATTEMPTS
257.215	Operating - Unregistered Vehicle	MISD ATTEMPTS
257.233A6	Motor Vehicles - Odometer Tampering	5 ATTEMPTS
257.239	Motor Vehicles - Fail to Endorse/Deliver to Transferee	MISD ATTEMPTS
257.254	Motor Vehicle Code - Intent to Pass False Title	10 ATTEMPTS
257.256	License Plate/Registration/Title Unlawful Use	MISD ATTEMPTS
257.257	License Documents/Plates - Forgery	5 ATTEMPTS
257.2573	License Documents/Plates - Forgery - 3rd+ Offense	15 ATTEMPTS
257.301	Operating - No/Multiple Licenses	MISD ATTEMPTS
257.31010	Driver's License - Forged, Possession	MISD ATTEMPTS
257.3107A	Driver's License - Forge w/ Intent to Commit Crime Max 10 Yrs+	10 ATTEMPTS
257.3107B	Driver's License - Forge w/ Intent to Commit Crime Max 6mos-<10 yrs	5 ATTEMPTS
257.3109	Driver's License - Forged, Possession of 2 or More	5 ATTEMPTS

DISPOSITIONS					
Total	Prison ¹	Jail	Jail/ Probation ²	Probation ²	Other ³
78,289	18,829 24%	15,879 20%	24,289 31%	18,559 24%	733 1%
71,163	18,225	14,333	22,257	15,685	663
7,126	604	1,546	2,032	2,874	70
1			1		
2			2		
1		1			
1		1			
2			2		
7				7	
8				8	
1			1		
4			1	3	
1				1	
2			1	1	
2			1	1	
3				3	
3			1	2	
1				1	
2		2			
1				1	
1				1	
40	7	10	7	16	
6		1		5	
52		37	5	9	1
67	10	21	9	26	1
22		4	1	17	
1				1	
31		20	5	5	1
4		3	1		
1				1	
4		1	2	1	
7	3	3		1	
2	1		1		

NOTE: Be sure to check for related offense codes when examining a particular type of crime. They may or may not be in sequential order or even on the same page. Offenders may have multiple dispositions.

A2

2010 Criminal Court Dispositions by Offense and Type of Disposition – All Offenses

Page 3 of 32

			DISPOSITIONS					
Compiled Laws	Offense	Max. Penalty	Total	Prison ¹	Jail	Jail/ Probation ²	Probation ²	Other ³
GRAND TOTAL			78,289	18,829	15,879	24,289	18,559	733
%				24%	20%	31%	24%	1%
VIOLATIONS			71,163	18,225	14,333	22,257	15,685	663
ATTEMPTS			7,126	604	1,546	2,032	2,874	70
257.311	Operate w/o License	MISD	41		22	5	6	8
		ATTEMPTS						
257.312	Operate w/Restricted License	MISD	38		29	7	2	
		ATTEMPTS						
257.312A	Operating - Motorcycles/Mopeds w/o Indorsement	MISD	6		1	2	2	1
		ATTEMPTS						
257.324	Operate w/Forged/Altered License/False ID	MISD	45		36	2	6	1
		ATTEMPTS						
257.326	Operate - Owner Permitting Another to Violate Motor Vehicle	MISD	1					1
		ATTEMPTS						
257.328	Motor Vehicle Code - Producing False Evidence of Insurance	MISD	10			2	7	1
		ATTEMPTS						
257.3291	Insurance Certificates - Possess/Sale of Stolen/Counterfeit	5	20		1	5	14	
		ATTEMPTS	6				6	
257.601B2	Moving Violation - Injury in Work Zone	1	1				1	
		ATTEMPTS						
257.602	Police Officer - Refuse to Obey Traffic Order	MISD	5		3		2	
		ATTEMPTS						
257.602A2	Police Officer - Flee - 4th Degree (Vehicle Code)	2	354	54	103	121	75	1
		ATTEMPTS	40		9	6	24	1
257.602A3	Police Officer - Flee - 3rd Degree (Vehicle Code)	4	3	1		1	1	
		ATTEMPTS						
257.602A3-A	Police Officer - Flee - 3rd Degree (Vehicle Code)	5	697	186	126	207	174	4
		ATTEMPTS	32	3	7	8	14	
257.602A4	Police Officer - Flee - Serious Bodily Injury (Vehicle Code)	4	1	1				
		ATTEMPTS						
257.602A4-A	Police Officer - Flee - 2nd Degree (Vehicle Code)	10	85	57	5	11	12	
		ATTEMPTS	1	1				
257.602A5	Police Officer - Flee - 1st Degree (Vehicle Code)	15	1	1				
		ATTEMPTS						
257.617	Fail to Stop at Accident - Serious Impairment/Death	5	37	23	1	7	6	
		ATTEMPTS	3			2	1	
257.6173	Fail to Stop at Accident - At Fault Death Result	15	5	4			1	
		ATTEMPTS						
257.617A	Fail to Stop at Personal Injury Accident	1	31		15	8	7	1
		ATTEMPTS						
257.618	Fail to Stop at Property Damage Accident (Attended Vehicle)	MISD	46	1	31	9	5	
		ATTEMPTS						
257.620	Fail to Stop after Collision	MISD	31		18	6	6	1
		ATTEMPTS						
257.621	Failure to Report Accident to Fixtures	MISD	9		5	1	3	
		ATTEMPTS						
257.622	Fail to Report Accident	MISD	11		5	6		
		ATTEMPTS						
257.624A	Alcohol - Open Container in Vehicle	MISD	108	1	68	24	8	7
		ATTEMPTS	1					1
257.624B1	Alcohol - Possession By Minor in Motor Vehicle	MISD	3		2			1
		ATTEMPTS						

NOTE: Be sure to check for related offense codes when examining a particular type of crime. They may or may not be in sequential order or even on the same page. Offenders may have multiple dispositions.

A2

2010 Criminal Court Dispositions by Offense and Type of Disposition – All Offenses

Page 4 of 32

			DISPOSITIONS					
Compiled Laws	Offense	Max. Penalty	Total	Prison ¹	Jail	Jail/ Probation ²	Probation ²	Other ³
GRAND TOTAL			78,289	18,829	15,879	24,289	18,559	733
%				24%	20%	31%	24%	1%
VIOLATIONS			71,163	18,225	14,333	22,257	15,685	663
ATTEMPTS			7,126	604	1,546	2,032	2,874	70
257.625	Operating Vehicle Intoxicated	15	4	1		1	1	1
		ATTEMPTS						
257.6251	Operating Vehicle Intoxicated	15	3		1	2		
		ATTEMPTS						
257.6251-A	Operating Vehicle Intoxicated	MISD	412	4	189	104	108	7
		ATTEMPTS	10		4	1	5	
257.62510B	Operating Vehicle Intoxicated - 2nd Offense	1	11	1	2	8		
		ATTEMPTS						
257.62510C	Operating Vehicle Intoxicated - 3rd Offense	1	19	3	1	12	3	
		ATTEMPTS						
257.6252-A	Operating Vehicle Intoxicated	MISD	1				1	
		ATTEMPTS						
257.6253A	Operate - Impaired	MISD	138		64	35	31	8
		ATTEMPTS	4				4	
257.6254	Operating Vehicle Intoxicated, Causing Death	15	52	49		3		
		ATTEMPTS						
257.6254A	Operating Vehicle Intoxicated, Causing Death	15	4	3		1		
		ATTEMPTS						
257.6255-A	Operating Vehicle Intoxicated, Causing Serious Injury	5	126	34	8	65	19	
		ATTEMPTS	8	1		7		
257.6256	Operating Vehicle Intoxicated, Impaired - 3rd Felony	5	2	1			1	
		ATTEMPTS						
257.6256-A	Minor Operating Vehicle, w/ Any Blood Alcohol Content	MISD	16		3	3	2	8
		ATTEMPTS						
257.6256B	Operating Vehicle Intoxicated, Contr. Sub. - 2nd Offense	1	234		81	104	44	5
		ATTEMPTS	3		1		2	
257.6256D	Operating Vehicle Intoxicated, Contr. Sub. - 3rd Offense	5	3,505	673	273	2,336	222	1
		ATTEMPTS	9		2	6	1	
257.6257A1	Operating Vehicle Intoxicated, w/ Occupant <16	1	31		7	17	7	
		ATTEMPTS						
257.6257A2	Operating Vehicle Intoxicated, w/ Occupant <16 - 2nd+ Offense	5	91	16	10	54	11	
		ATTEMPTS						
257.6257B1	Operating Vehicle Intoxicated, Minor w/ Any BAC, Occupant <16	MISD	1			1		
		ATTEMPTS						
257.6258	Operating Vehicle, w/ Presence of Controlled Substance	MISD	68		30	20	16	2
		ATTEMPTS						
257.6259C	Allow Intoxicated Person to Operate, Cause Serious Injury	2	1				1	
		ATTEMPTS						
257.625B	OUIL	5	13		4	3	4	2
		ATTEMPTS						
257.626	Driving - Reckless	MISD	93	1	38	19	26	9
		ATTEMPTS						
257.626C	Driving - Felonious	2	28	7	2	13	6	
		ATTEMPTS	5			3	2	
257.6985	Motor Vehicles - Use/Possession of Flashing Lights	MISD	3		1		2	
		ATTEMPTS						
257.903	Motor Vehicle Code, False Certification	5	26	12	4	6	4	
		ATTEMPTS	2				2	

NOTE: Be sure to check for related offense codes when examining a particular type of crime. They may or may not be in sequential order or even on the same page. Offenders may have multiple dispositions.

A2

2010 Criminal Court Dispositions by Offense and Type of Disposition – All Offenses

Page 5 of 32

			DISPOSITIONS					
Compiled Laws	Offense	Max. Penalty	Total	Prison ¹	Jail	Jail/ Probation ²	Probation ²	Other ³
GRAND TOTAL			78,289	18,829	15,879	24,289	18,559	733
		%		24%	20%	31%	24%	1%
VIOLATIONS ATTEMPTS			71,163	18,225	14,333	22,257	15,685	663
			7,126	604	1,546	2,032	2,874	70
257.9032	Motor Vehicle Code, False Certification - 2nd Offense	7 ATTEMPTS	1		1			
257.904	Operate - License Suspended/Revoked/Denied	15 ATTEMPTS	16		5	4	7	
257.9041B	Operate - Allow Suspended/Revoked/Denied to Operate	MISD ATTEMPTS	613	3	376	119	86	29
			3		2		1	
257.9041C	Operate - Allow Suspended/Revoked/Denied to Operate - 2nd+ Offense	1 ATTEMPTS	767	8	521	151	68	19
			1		1			
257.9044	Operate - License Susp./Rev./Denied, Causing Death	15 ATTEMPTS	11	9	1	1		
257.9045	Operate - License Susp./Rev./Denied, Causing Serious Injury	5 ATTEMPTS	37	18	3	12	4	
257.9047-B	Allow Suspended Person to Operate Vehicle, Causing Death	5 ATTEMPTS	2			2		
257.904A	Operating - No License for 3 Years	MISD ATTEMPTS	2		2			
259.80F2	Airports - Possessing Weapon in Sterile Area	MISD ATTEMPTS	2				2	
287.3232	Dangerous Animal, Causing Serious Injury	4 ATTEMPTS	7	4		2	1	
287.3233	Dangerous Animal, Causing Injury	MISD ATTEMPTS	1				1	
287.6791	Animals - Dead Bodies - Violations, 30 days	MISD ATTEMPTS	1					1
316.205	Weapons - Improper Possession of Firearm in Motor Vehicle	MISD ATTEMPTS	1		1			
324.121163	Liquid Industrial Waste - General Violation	MISD ATTEMPTS	1				1	
324.1608	Resist/Obstruct Conservation Officers	2 ATTEMPTS	1		1	1		
			1				1	
324.20139	Hazardous Subs., Knowingly Release/False Statement [Endanger]	2 ATTEMPTS	1				1	
324.31152A	Water Resources Protection Violation	2 ATTEMPTS	1				1	
324.401111	Wildlife Conservation Part - Taking Game From Vehicle	MISD ATTEMPTS	2			1		1
324.401131	Wildlife Conservation Part - Using Artificial Light/Weapon	MISD ATTEMPTS	3		2	1		
324.40116	Wildlife Conservation Part - Failure to Wear Hunter Orange	MISD ATTEMPTS	3		2			1
324.401181	Wildlife Conservation Part - General Violations	MISD ATTEMPTS	5		2			3
324.401183	Wildlife Conservation Part - Taking Deer/Bear/Turkeys	MISD ATTEMPTS	1		1			
324.435231	Hunting & Fishing License Part - Hunting Small Game w/o License	MISD ATTEMPTS	1			1		
324.435261	Hunting & Fishing License Part - Hunting Deer w/o License	MISD ATTEMPTS	3		3			

NOTE: Be sure to check for related offense codes when examining a particular type of crime. They may or may not be in sequential order or even on the same page. Offenders may have multiple dispositions.

A2

2010 Criminal Court Dispositions by Offense and Type of Disposition – All Offenses

Page 6 of 32

			DISPOSITIONS					
Compiled Laws	Offense	Max. Penalty	Total	Prison ¹	Jail	Jail/ Probation ²	Probation ²	Other ³
GRAND TOTAL			78,289	18,829	15,879	24,289	18,559	733
%				24%	20%	31%	24%	1%
VIOLATIONS			71,163	18,225	14,333	22,257	15,685	663
ATTEMPTS			7,126	604	1,546	2,032	2,874	70
324.487031	Use Illegal Fishing Devices	MISD	1		1			
		ATTEMPTS						
324.731021	Trespass, Recreational Trespass Law	MISD	1				1	
		ATTEMPTS						
324.801764	Marine Safety, Operating Under Influence, Death	15	1	1				
		ATTEMPTS						
324.801765	Marine Safety, Operating Under Influence, Serious Injury	5	2	1			1	
		ATTEMPTS						
324.80319	Watercraft - Forged Title Violations - 1 Year Misd	MISD	1			1		
		ATTEMPTS						
324.81122	ORV - Operating on Highway or Right-of-Way	MISD	3			1		2
		ATTEMPTS						
324.811331	ORV - Operate, Trespass	MISD	1				1	
		ATTEMPTS						
324.81140A2A	ORV - Operate, License Suspended/Revoked	MISD	1		1			
		ATTEMPTS						
324.821582	Snowmobiles - Flee and Elude	MISD	1					1
		ATTEMPTS						
324.89052	Litter - Infectious Waste	2	1			1		
		ATTEMPTS						
328.2161	Funeral Contracts - Unregistered Provider	MISD	2		2			
		ATTEMPTS						
328.2321	Funeral Contracts - Conversion	5	5	1			4	
		ATTEMPTS						
333.16294	Health Profession - Unauthorized Practice Felony	4	2			2		
		ATTEMPTS	1					1
333.17766	Contr. Sub. - Drugs, Obtain by False Rx	MISD	2		1	1		
		ATTEMPTS						
333.17766B	Contr. Sub. - Drugs, Obtain by False Representation	MISD	2		1		1	
		ATTEMPTS						
333.17766C	Contr. Sub. - Drugs, Falsely Make/Utter/Publish/Pass/Alter/Forge Rx	2	2		1		1	
		ATTEMPTS						
333.17766C1	Contr. Sub. - Ephedrine/Pseudoephedrine Posses >12 grams	2	8		4	3	1	
		ATTEMPTS						
333.17766D	Contr. Sub. - Drugs, Knowingly Posses False/Forged/Altered Rx	MISD	7		1	3	2	1
		ATTEMPTS						
333.17766E	Contr. Sub. - Drugs, Knowingly Attempts to Possess False/Forged/Altered Rx	MISD	7		2	1	4	
		ATTEMPTS	2				2	
333.17766F	Contr. Sub. - Drugs, Possess/Control Rx for Purpose of Resale/Dispensory	MISD	4			2	2	
		ATTEMPTS						
333.26424	Contr. Sub. - Illegal Sale of Medical Marihuana	2	1				1	
		ATTEMPTS						
333.5210	AIDS - Sexual Penetration w/ Uninformed Partner	4	3	1		1	1	
		ATTEMPTS						
333.73022	Controlled Substances - Drugs, Label Alteration/Defacement	MISD	1				1	
		ATTEMPTS						
333.73413	Contr. Sub. - Imitation Mfg/ Distribution	2	92	10	32	29	20	1
		ATTEMPTS	1			1		

NOTE: Be sure to check for related offense codes when examining a particular type of crime. They may or may not be in sequential order or even on the same page. Offenders may have multiple dispositions.

A2

2010 Criminal Court Dispositions by Offense and Type of Disposition – All Offenses

Page 7 of 32

Compiled Laws	Offense	Max. Penalty
GRAND TOTAL		
%		
VIOLATIONS		
ATTEMPTS		
333.74012A1	Contr. Sub. - Del/Mfg 1,000+ Grams (Narc. or Cocaine)	LIFE ATTEMPTS
333.74012A2	Contr. Sub. - Del/Mfg 450 - 999 Grams (Narc. or Cocaine)	30 ATTEMPTS
333.74012A3	Contr. Sub. - Del/Mfg 50 - 449 Grams (Narc. or Cocaine)	20 ATTEMPTS
333.74012A4	Contr. Sub. - Del/Mfg Under 50 Grams (Narc. or Cocaine)	20 ATTEMPTS
333.74012B	Contr. Sub. - Del/Mfg (Sched. 1-3), Meth/Ecstasy	20 ATTEMPTS
333.74012B-A	Contr. Sub. - Del/Mfg (Sched. 1-3), Except Marijuana	7 ATTEMPTS
333.74012B-B	Contr. Sub. - Del/Mfg (Subs added Sched. 1-3 by Rule)	7 ATTEMPTS
333.74012B1	Contr. Sub. - Del/Mfg Meth/Ecstasy	20 ATTEMPTS
333.74012C	Contr. Sub. - Del/Mfg (Sched. 4, or Added by Rule)	4 ATTEMPTS
333.74012C-A	Contr. Sub. - Del/Mfg (Sched. 4)	4 ATTEMPTS
333.74012C-B	Contr. Sub. - Del/Mfg (Added to Sched. 4 by Board Rule)	4 ATTEMPTS
333.74012D	Contr. Sub. - Del/Mfg (Sched. 5)	2 ATTEMPTS
333.74012D1	Contr. Sub. - Del/Mfg 45 or More Kilograms Marijuana	15 ATTEMPTS
333.74012D2	Contr. Sub. - Del/Mfg 5 to <45 Kilograms Marijuana	7 ATTEMPTS
333.74012D3	Contr. Sub. - Del/Mfg Marijuana	4 ATTEMPTS
333.74012F	Prescription Forms - Del/Mfg/Intent	7 ATTEMPTS
333.74012A	Contr. Sub. - Operate/Maintain Lab	10 ATTEMPTS
333.74012B	Contr. Sub. - Operate/Maintain Lab Near Minor	20 ATTEMPTS
333.74012C	Contr. Sub. - Operate/Maintain Lab Involving Hazardous Waste	20 ATTEMPTS
333.74012D	Contr. Sub. - Operate/Maintain Lab Near Specified Places	20 ATTEMPTS
333.74012E	Contr. Sub. - Operate/Maintain Lab Involving Firearm	25 ATTEMPTS
333.74012F	Contr. Sub. - Operate/Maintain Lab Involving Meth	20 ATTEMPTS
333.74022A	Contr. Sub. - Create/Del./Intent Counterfeit (Narcotic)	10 ATTEMPTS
333.74022B	Contr. Sub. - Create/Del./Intent Counterfeit (Sched. 1-3)	5 ATTEMPTS

DISPOSITIONS					
Total	Prison ¹	Jail	Jail/ Probation ²	Probation ²	Other ³
78,289	18,829 24%	15,879 20%	24,289 31%	18,559 24%	733 1%
71,163	18,225	14,333	22,257	15,685	663
7,126	604	1,546	2,032	2,874	70
13	12	1			
8	8				
109	95	1	6	7	
8	5			3	
2,462	630	483	800	535	14
427	57	79	77	212	2
4	1		2	1	
3				3	
459	60	58	218	120	3
18	1	2	9	6	
9	2	1	6		
156	87	10	28	31	
27	9	3	3	12	
1			1		
108	12	21	56	19	
7		1	2	4	
8		2	2	4	
1				1	
12	2	5	3	2	
3		1		2	
22	10	3	5	4	
2	2				
153	14	29	65	43	2
9	1	2		6	
3,255	276	567	1,383	1,004	25
440	10	65	70	289	6
14			12	2	
4		1	2	1	
42	18	6	13	5	
1				1	
12	11		1		
1	1				
23	23				
21	16	1	4		
5	5				
322	197	13	79	33	
4	1		3		
16	3	3	9	1	
8		2	4	2	
1			1		

NOTE: Be sure to check for related offense codes when examining a particular type of crime. They may or may not be in sequential order or even on the same page. Offenders may have multiple dispositions.

A2 2010 Criminal Court Dispositions by Offense and Type of Disposition – All Offenses

Page 8 of 32

			DISPOSITIONS					
Compiled Laws	Offense	Max. Penalty	Total	Prison ¹	Jail	Jail/ Probation ²	Probation ²	Other ³
GRAND TOTAL			78,289	18,829	15,879	24,289	18,559	733
%				24%	20%	31%	24%	1%
VIOLATIONS			71,163	18,225	14,333	22,257	15,685	663
ATTEMPTS			7,126	604	1,546	2,032	2,874	70
333.74022E	Contr. Sub. - Create/Deliver Analogue	15 ATTEMPTS	14	4	5	4	1	
333.7403	Contr. Sub. - Possess Marijuana	LIFE ATTEMPTS	2			2		
333.74032A	Contr. Sub. - Possess	LIFE ATTEMPTS	1				1	
333.74032A1	Contr. Sub. - Possess 1,000+ Grams (Narcotic)	LIFE ATTEMPTS	1	1				
333.74032A2	Contr. Sub. - Possess 450 - 999 Grams (Narcotic)	30 ATTEMPTS	2	2				
333.74032A3	Contr. Sub. - Possess 50 - 449 Grams (Narcotic)	20 ATTEMPTS	21	13	2	3	3	
333.74032A4	Contr. Sub. - Possess 25 - 49 Grams (Narcotic)	4 ATTEMPTS	36	4	11	6	14	1
333.74032A5	Contr. Sub. - Possess <25 Grams (Narcotic)	4 ATTEMPTS	4,594	329	1,214	1,636	1,389	26
333.74032B	Contr. Sub. - Possess Analogues/Sched. 1-4	2 ATTEMPTS	289	5	51	51	181	1
333.74032B-A	Contr. Sub. - Possess Analogues/Sched. 1-4	2 ATTEMPTS	2			1	1	
333.74032B-B	Contr. Sub. - Possess Analogues/Sched. 1-4	2 ATTEMPTS	2				2	
333.74032B1	Contr. Sub. - Possess Methamphetamine	10 ATTEMPTS	1,435	80	289	560	486	20
333.74032C-A	Contr. Sub. - Possess Sched. 5	1 ATTEMPTS	52	1	7	9	35	
333.74032D	Contr. Sub. - Possess Marijuana	1 ATTEMPTS	62		8	26	28	
333.74032F	Prescription Forms - Possession	MISD ATTEMPTS	4		1		3	
333.74042	Controlled Substance - Possession	MISD ATTEMPTS	838	128	203	332	168	7
333.74042A	Contr. Sub. - Use (Narcotic/Cocaine/Meth/Ecstasy)	1 ATTEMPTS	46	6	8	14	17	1
333.74042B	Contr. Sub. - Use	1 ATTEMPTS	16	1	2	7	6	
333.74042C	Contr. Sub. - Use, Sched. 5 or LSD, Etc.	MISD ATTEMPTS	2,112	40	732	617	670	53
333.74042D	Contr. Sub. - Use of Marijuana	MISD ATTEMPTS	8		1		7	
333.7405A	Contr. Sub. - Licensee, Prescription Violations	2 ATTEMPTS	7		2	2	2	1
333.7405D	Contr. Sub. - Maintain Drug House	2 ATTEMPTS	4			1	2	1
333.7405E	Contr. Sub. - Maintain Drug House	2 ATTEMPTS	142		46	39	49	8
333.74071A	Contr. Sub. - Licensee Distribute w/o Order Form	4 ATTEMPTS	160		20	29	109	2
			1		1		1	
			2		1		1	
			31		10	13	5	3
			1		1			
			4				4	
			828	79	210	354	167	18
			18		5	6	7	
			4			3	1	
			2		1		1	
			1			1		
			2		1		1	

NOTE: Be sure to check for related offense codes when examining a particular type of crime. They may or may not be in sequential order or even on the same page. Offenders may have multiple dispositions.

A2

2010 Criminal Court Dispositions by Offense and Type of Disposition – All Offenses

Page 9 of 32

				DISPOSITIONS					
Compiled Laws		Offense	Max. Penalty	Total	Prison ¹	Jail	Jail/ Probation ²	Probation ²	Other ³
GRAND TOTAL				78,289	18,829	15,879	24,289	18,559	733
%					24%	20%	31%	24%	1%
VIOLATIONS				71,163	18,225	14,333	22,257	15,685	663
ATTEMPTS				7,126	604	1,546	2,032	2,874	70
333.74071C	Contr. Sub. - Obtain by Fraud		4	294	10	80	96	107	1
			ATTEMPTS	91	5	30	25	29	2
333.74071F	Contr. Sub. - Disclosing Prescription Information		4	1			1		
			ATTEMPTS						
333.74071G	Contr. Sub. - Counterfeit Prescription Form		4	21	2	2	12	5	
			ATTEMPTS	2			1	1	
333.7407A1-A	Contr. Sub. - Attempt Felony		LIFE	36	4	10	15	7	
			ATTEMPTS	2		1	1		
333.7407AA	Contr. Sub. - Inducing Person to Violate - Life Felony		VAR	1				1	
			ATTEMPTS						
333.74101-B	Contr. Sub. - Deliver to Minor (Sched. 1-3, Except Marij./Coc.)		14	1				1	
			ATTEMPTS						
333.74101-D	Contr. Sub. - Delivery to Minor, Sched. 4 and Marijuana		8	10	2	2	4	2	
			ATTEMPTS	1			1		
333.74102	Contr. Sub. - Distribution w/o Remuneration (Marijuana)		60	8		3	2	3	
			ATTEMPTS						
333.74102-A	Contr. Sub. - Deliver <50 Grams, School Prop. (Narc/Cocaine)		60	27	16		8	2	1
			ATTEMPTS						
333.74103	Contr. Sub. - Intent Deliver <50 Grams, School Prop (Narc.)		40	15	9	1	1	4	
			ATTEMPTS	2	1			1	
333.74104-A	Contr. Sub. - Possess on School/Library Prop. (Narc./Coc.) <25 Grams		8	11	4	1	2	4	
			ATTEMPTS	3			1	2	
333.74104-B	Contr. Sub. - Possess on School/Library Property (Sched.1-4)		4	12	1	4	6	1	
			ATTEMPTS						
333.74104-C	Contr. Sub. - Possess on School/Library Property (Sched. 5)		2	1				1	
			ATTEMPTS						
333.74104-D	Contr. Sub. - Possess Marijuana, on School/Library Property		2	44	4	14	12	14	
			ATTEMPTS	2			1	1	
333.7410A	Contr. Sub. - Deliver/Possess in Park		2	2		1	1		
			ATTEMPTS						
333.74132	Contr. Sub. - 2nd+ Offense - Double Penalty		VAR	14		6	3	4	1
			ATTEMPTS						
333.7416	Contr. Sub. - Induce Minor to Felony		LIFE	1			1		
			ATTEMPTS						
335.07	Marihuana, Possession		MISD	7		1	2	4	
			ATTEMPTS						
338.823-A	Private Detectives - No License		4	1		1			
			ATTEMPTS						
339.6013	Occupational Code - Performing Occupation w/o License - 1st Offense		MISD	5			1	3	1
			ATTEMPTS						
339.6016A	Unlicensed Residential Builder		1	2		2			
			ATTEMPTS						
339.6016B	Unlicensed Residential Builder - 2nd Offense		2	1			1		
			ATTEMPTS						
400.273	Charitable Solicitations - No License Application		MISD	1			1		
			ATTEMPTS						
400.287	Charitable Solicitations - Professional Fundraisers/Solicitors, No License		MISD	1			1		
			ATTEMPTS						

NOTE: Be sure to check for related offense codes when examining a particular type of crime. They may or may not be in sequential order or even on the same page. Offenders may have multiple dispositions.

A2

2010 Criminal Court Dispositions by Offense and Type of Disposition — All Offenses

Page 10 of 32

			DISPOSITIONS					
Compiled Laws	Offense	Max. Penalty	Total	Prison ¹	Jail	Jail/ Probation ²	Probation ²	Other ³
GRAND TOTAL			78,289	18,829	15,879	24,289	18,559	733
%				24%	20%	31%	24%	1%
VIOLATIONS			71,163	18,225	14,333	22,257	15,685	663
ATTEMPTS			7,126	604	1,546	2,032	2,874	70
400.601-A	Fraud - Welfare, \$500 or Less	4	7		2	1	4	
ATTEMPTS								
400.601-B	Fraud - Welfare, Over \$500	4	47	3	8	20	16	
ATTEMPTS			11		2	5	4	
400.602-A	Fraud - Welfare, Failure to Inform, \$500 or Less	MISD	10		3	1	6	
ATTEMPTS			1			1		
400.602-B	Fraud - Welfare, Failure to Inform, Over \$500	4	160	2	11	31	114	2
ATTEMPTS			28		3	9	13	3
400.6032	Medicaid Fraud - False Statement To Determine Benefit Rights	4	1					1
ATTEMPTS								
400.6071	Medicaid Fraud - False Claim	4	4			4		
ATTEMPTS			2			2		
421.54BIIC	Unemployment Comp. Fraud, False Statement/Misrep. - No Loss	2	1				1	
ATTEMPTS								
432.2181	Gambling Operations - Felony Violations	10	3				2	1
ATTEMPTS								
432.2182	Gambling Activities - Felony Violations	10	3		1		2	
ATTEMPTS			3		1		2	
432.30	Lottery - Forge/Counterfeit Ticket	5	1				1	
ATTEMPTS								
433.12	Animals - Running At Large	MISD	1				1	
ATTEMPTS								
436.1203	Alcohol - Sale/Deliver/Import w/o License	1	2				2	
ATTEMPTS								
436.16131	Alcohol - Furnishing Place for Consideration (1 Yr Felony)	MISD	1		1			
ATTEMPTS								
436.17011-A	Alcohol - Sell/Furnish to Minor	MISD	20		17	2	1	
ATTEMPTS								
436.17012	Alcohol - Sell/Furnish to Minor, Causing Death	10	1			1		
ATTEMPTS			1	1				
436.17031A	Alcohol - Purchase/Consume/ Possess by Minor	MISD	58		18	17	13	10
ATTEMPTS								
436.17031B	Alcohol - Purchase/Consume/ Possess by Minor - 2nd Offense	MISD	4		1	1	1	1
ATTEMPTS								
436.17031C	Alcohol - Purchase/Consume/ Possess by Minor - 3rd+ Offense	MISD	1		1			
ATTEMPTS								
440.95016	File False/Fraudulent Financial Statement	5	1			1		
ATTEMPTS								
445.4083	Second Hand Dealer - Buy/Sell Stolen Utility Co. Scrap Metal	5	5			1	4	
ATTEMPTS								
445.4332	Buy/Sell Stolen Non Ferrous Metals - 1st Offense	5	8	2		1	5	
ATTEMPTS			5			3	2	
445.65	Identity Theft	5	395	76	73	116	129	1
ATTEMPTS			24	1	8	8	7	
445.67	Identity Theft - Obtain/Possess/ Transfer ID w/Intent	5	54	9	8	25	12	
ATTEMPTS			2	1		1		
500.2062	Insurance - File False Reports	MISD	1				1	
ATTEMPTS								

NOTE: Be sure to check for related offense codes when examining a particular type of crime. They may or may not be in sequential order or even on the same page. Offenders may have multiple dispositions.

A2

2010 Criminal Court Dispositions by Offense and Type of Disposition – All Offenses

Page 11 of 32

			DISPOSITIONS					
Compiled Laws	Offense	Max. Penalty	Total	Prison ¹	Jail	Jail/ Probation ²	Probation ²	Other ³
	GRAND TOTAL		78,289	18,829	15,879	24,289	18,559	733
	%			24%	20%	31%	24%	1%
	VIOLATIONS		71,163	18,225	14,333	22,257	15,685	663
	ATTEMPTS		7,126	604	1,546	2,032	2,874	70
500.3101A	Motor Vehicle - Operating w/o Valid Insurance	MISD ATTEMPTS	1				1	
500.3102	Motor Vehicle - Operating w/o Security	MISD ATTEMPTS	27		19	2	4	2
500.45111	Insurance - Fraudulent Acts	4 ATTEMPTS	35	6	3	12	14	
			5		1	1	3	
500.45112	Insurance Fraud - Conspiracies	10 ATTEMPTS	1			1		
570.111010B1	Contractor - False Sworn Statements, \$200 - <\$1K	MISD ATTEMPTS	2			1	1	
570.152	Contractor - Fraudulent Use of Building Contract Fund	3 ATTEMPTS	14	2	2	6	3	1
600.2950	Domestic Violence - Personal Protection Order	MISD ATTEMPTS	2			2		
700.625	Distributing Obscene Matter to Minor	2 ATTEMPTS	2			2		
722.6335B	Child Abuse - Intentional False Report Felony	VAR ATTEMPTS	2	1		1		
722.642	Tobacco - Possession/Use by Minor	MISD ATTEMPTS	2		1	1		
722.675	Distribute Obscene Matter to Children	2 ATTEMPTS	20	3	5	9	2	1
			8		2		6	
750.110	Breaking & Entering - Bldg. w/Intent	15 ATTEMPTS	1,734	598	238	612	285	1
			321	55	65	89	112	
750.110-A	Breaking & Entering - Unoccupied Bldg. w/Intent	10 ATTEMPTS	1	1				
			4	3		1		
750.110A2	Home Invasion - 1st Degree	20 ATTEMPTS	742	517	23	111	89	2
			156	55	17	54	30	
750.110A3	Home Invasion - 2nd Degree	15 ATTEMPTS	2,093	922	144	588	433	6
			186	29	40	58	59	
750.110A4	Home Invasion - 3rd Degree	5 ATTEMPTS	517	108	101	215	93	
			48	4	11	21	12	
750.111	Breaking & Entering - Entry w/o Breaking, w/Intent	5 ATTEMPTS	210	38	37	86	49	
			27	2	5	5	15	
750.113	Breaking & Entering - Coin Box	MISD ATTEMPTS	3			1	2	
750.115	Breaking & Entering - Illegal Entry w/o Owner's Permission/Denied	MISD ATTEMPTS	15		1	1	13	
750.115A	Illegal Entry (w/o Owners Permission)	MISD ATTEMPTS	109		52	19	33	5
			2			1	1	
750.115B	Breaking & Entering - Public Place Where Entry Strictly Denied	MISD ATTEMPTS	1		1			
750.116	Burglar's Tools - Possess	10 ATTEMPTS	130	52	22	35	21	
			8	2	3	2	1	
750.117	Public Officer - Bribery	4 ATTEMPTS	4			2	2	
			1				1	
750.1227A	Witness - Bribe/Intimidate/ Interfere	4 ATTEMPTS	39	22	7	7	2	1
			5			3	2	

NOTE: Be sure to check for related offense codes when examining a particular type of crime. They may or may not be in sequential order or even on the same page. Offenders may have multiple dispositions.

A2

2010 Criminal Court Dispositions by Offense and Type of Disposition – All Offenses

Page 12 of 32

			DISPOSITIONS					
Compiled Laws	Offense	Max. Penalty	Total	Prison ¹	Jail	Jail/ Probation ²	Probation ²	Other ³
GRAND TOTAL			78,289	18,829	15,879	24,289	18,559	733
		%		24%	20%	31%	24%	1%
VIOLATIONS ATTEMPTS			71,163	18,225	14,333	22,257	15,685	663
			7,126	604	1,546	2,032	2,874	70
750.1227B	Witness - Bribe/Intimidate/ Interfere	10 ATTEMPTS	13	9		4		
750.1227C	Witness - Intimidate/Threaten to Kill or Injure	15 ATTEMPTS	3		1		2	
750.1228	Witness - Retaliate Against	10 ATTEMPTS	12	7	2	1	2	
			1		1			
750.13	Entice Female Under 16 for Immoral Purposes	10 ATTEMPTS	3	1			2	
750.131	Check - Non-Sufficient Funds	2 ATTEMPTS	1			1		
750.1313A1	Check - Non-Sufficient Funds, Less than \$100	2 MISD ATTEMPTS	2				2	
750.1313B1	Check - Non-Sufficient Funds, \$100 - <\$500	1 ATTEMPTS	11		2	1	7	1
750.1313B2	Check - Non-Sufficient Funds, \$100 - <\$500 - 3rd+ Offense	2 ATTEMPTS	32		11	6	12	3
750.1313C	Check - Non-Sufficient Funds, \$500 or more	2 ATTEMPTS	4	3		1		
750.131A	Check - No Account or Non-Sufficient Funds	2 ATTEMPTS	114	5	18	54	34	3
750.131A1	Check - No Account	2 ATTEMPTS	8		3	1	4	
750.131A2	Check - Non-Sufficient Funds, Three w/in 10 days	2 ATTEMPTS	3		3		2	
750.135	Children - Abandonment	10 ATTEMPTS	3			1	2	
750.136B2	Child Abuse - 1st Degree	15 ATTEMPTS	280	34	80	103	58	5
750.136B3	Child Abuse - 2nd Degree	4 ATTEMPTS	23		2	9	12	
750.136B4	Child Abuse - 3rd Degree	2 ATTEMPTS	95	16	24	36	19	
750.136B5	Child Abuse - 4th Degree	1 ATTEMPTS	1	1	1			
750.140	Children - Exhibition	MISD ATTEMPTS	36	30		5	1	
750.141A2	Drugs/Alcohol - Allowing Consumption by Minors	MISD ATTEMPTS	3	3				
750.142	Children - Furnish Obscenity to	MISD ATTEMPTS	84	30	10	32	12	
750.145	Children - Contribute to Delinquency	MISD ATTEMPTS	4	1	1	1	1	
750.145A-A	Children - Accost for Immoral Purposes	4 ATTEMPTS	114	11	21	49	33	
750.145C	Child Sexually Abusive Activity	20 ATTEMPTS	4		2	1	1	
750.145C2	Child Sexually Abusive Activity	20 ATTEMPTS	52		14	14	23	1
			1				1	
			2		2			
			1		1			
			36		26	6	4	
			1			1		
			77	25	3	32	17	
			14		3	9	2	
			2	2				
			86	75		7	4	
			2	1		1		

NOTE: Be sure to check for related offense codes when examining a particular type of crime. They may or may not be in sequential order or even on the same page. Offenders may have multiple dispositions.

A2

2010 Criminal Court Dispositions by Offense and Type of Disposition – All Offenses

Page 13 of 32

		DISPOSITIONS						
Compiled Laws	Offense	Max. Penalty	Total	Prison ¹	Jail	Jail/ Probation ²	Probation ²	Other ³
GRAND TOTAL		%	78,289	18,829 24%	15,879 20%	24,289 31%	18,559 24%	733 1%
VIOLATIONS ATTEMPTS			71,163	18,225	14,333	22,257	15,685	663
			7,126	604	1,546	2,032	2,874	70
750.145C3	Child Sexually Abusive Activity, Promote or Distribute	7 ATTEMPTS	14	10		1	3	
750.145C4	Child Sexually Abusive Material, Possess	4 ATTEMPTS	1	1		1		
750.145C4-A	Child Sexually Abusive Material, Possess	4 ATTEMPTS	172	81	21	60	10	
750.145D2A	Computer/Internet - Communicate w/Other to Commit Crime	1 ATTEMPTS	9	2		6	1	
750.145D2B	Computer/Internet - Plan Crime w/ Other, Max 1 - <2 yrs	2 ATTEMPTS	1			1		
750.145D2C	Computer/Internet - Plan Crime w/ Other, Max 2 - <4 yrs	4 ATTEMPTS	18	4	1	8	5	
750.145D2D	Computer/Internet - Plan Crime w/ Other, Max 4 - <10 yrs	10 ATTEMPTS	30	17	1	10	2	
750.145D2F	Computer/Internet - Plan Crime w/ Other, Max 15+ yrs	20 ATTEMPTS	14	9	1	2	2	
750.145N1	Vulnerable Adult Abuse - 1st Degree	15 ATTEMPTS	2	2				
750.145N2	Vulnerable Adult Abuse - 2nd Degree	4 ATTEMPTS	6	3		2	1	
750.145N3	Vulnerable Adult Abuse - 3rd Degree	2 ATTEMPTS	3			2	1	
750.145N4	Vulnerable Adult Abuse - 4th Degree	1 ATTEMPTS	1				1	
750.147B	Ethnic Intimidation	2 ATTEMPTS	19	1	3	12	3	
750.150	Children - Concealing Death of Infant Child	MISD ATTEMPTS	1		1			
750.157A	Compounding Offenses	5 ATTEMPTS	14	7	2	3	2	
750.157AB	Conspiracy - Gamble Illegally	5 ATTEMPTS	1			1		
750.157B2	Homicide - Solicitation of Murder	LIFE ATTEMPTS	3	3				
750.157C	Minors - Induce to Commit Felony	VAR ATTEMPTS	4			2	2	
750.157N1	Financial Transaction Device - Steal/Retain w/o Consent	4 ATTEMPTS	1,111	171	272	413	250	5
750.157N2	Financial Transaction Device - Possess Fraudulent One	4 ATTEMPTS	90	3	32	28	26	1
750.157P	Financial Transaction Device - Possess w/Intent to Use/Sell	4 ATTEMPTS	53		10	28	15	
750.157Q	Financial Transaction Device - Illegal Sale/Use	4 ATTEMPTS	3		1		1	1
750.157R	Financial Transaction Device - Forge/Alter/Counterfeit	4 ATTEMPTS	115	13	32	38	32	
750.157S1A1	Financial Transaction Device - Use Revoked/Cancelled to Obt	MISD ATTEMPTS	19		2	13	4	
			340	59	68	117	94	2
			41	1	6	22	10	2
			3			3		
			2		1		1	
			1			1		

NOTE: Be sure to check for related offense codes when examining a particular type of crime. They may or may not be in sequential order or even on the same page. Offenders may have multiple dispositions.

A2

2010 Criminal Court Dispositions by Offense and Type of Disposition — All Offenses

Page 14 of 32

			DISPOSITIONS					
Compiled Laws	Offense	Max. Penalty	Total	Prison ¹	Jail	Jail/ Probation ²	Probation ²	Other ³
	GRAND TOTAL		78,289	18,829	15,879	24,289	18,559	733
	%			24%	20%	31%	24%	1%
	VIOLATIONS		71,163	18,225	14,333	22,257	15,685	663
	ATTEMPTS		7,126	604	1,546	2,032	2,874	70
750.157S1B1	Financial Transaction Device - Use Revoked/Cancelled, \$100-<\$500	1 ATTEMPTS	1			1		
750.157T	Financial Transaction Device - Sale of Goods or Services	4 ATTEMPTS	2		2			
750.157V	Financial Transaction Device - False ID	4 ATTEMPTS	1			1		
750.157W1B1	Financial Trans. Device - Fraud Withdraw/Transfer, \$200 - <\$1K	1 ATTEMPTS	20	2	2	10	6	
750.157W1C1	Financial Trans. Device - Fraud Withdraw/Transfer, \$1K - <\$20K	5 ATTEMPTS	3		1	1	1	
750.158	Sodomy	15 ATTEMPTS	2			1	1	
750.15911	Criminal Enterprise - Conduct	20 ATTEMPTS	5	1	1	1	2	
750.15913	Criminal Enterprise - Racketeering Proceeds	20 ATTEMPTS	4			4		
750.15914-A	Criminal Enterprise - Conspiracy	20 ATTEMPTS	1			1		
750.160	Dead Bodies - Disinterment and Mutilation	10 ATTEMPTS	46	36	1	5	4	
750.161	Desertion/Abandon/Non-Support	3 ATTEMPTS	4	1	3			
750.165	Child Support - Fail to Pay	4 ATTEMPTS	1	1				
750.167	Disorderly Person	MISD ATTEMPTS	1					
750.1671A	Disorderly Person - Non-Support	MISD ATTEMPTS	4	4				
750.1671DB	Disorderly Person - Illegal Occupation	MISD ATTEMPTS	12			8	4	
750.1671E	Disorderly Person - Drunk	MISD ATTEMPTS	1		1			
750.1671F	Disorderly Person - Obscene Conduct	MISD ATTEMPTS	1,250	96	143	381	626	4
750.1671J	Disorderly Person - Loitering about Illegal Business	MISD ATTEMPTS	172	5	36	42	88	1
750.1671L	Disorderly Person - Jostling	MISD ATTEMPTS	11		3	2	6	
750.170	Disturbing the Peace	MISD ATTEMPTS	10		2	3	3	2
750.174	Embezzle - Agent or Trustee	10 ATTEMPTS	1		1			
750.1742	Embezzlement - Less Than \$200	MISD ATTEMPTS	3			2	1	
750.1743A	Embezzle - Agent or Trustee \$200 - <\$1K	1 ATTEMPTS	35		19	6	9	1
750.1744A	Embezzle - Agent or Trustee, \$1K - <\$20K	5 ATTEMPTS	11		2	1	6	2
			49		26	4	14	5
			1		1			
			7		2	1	4	
			51		9	10	28	4
			300	11	37	113	136	3
			67	1	9	26	30	1

NOTE: Be sure to check for related offense codes when examining a particular type of crime. They may or may not be in sequential order or even on the same page. Offenders may have multiple dispositions.

A2

2010 Criminal Court Dispositions by Offense and Type of Disposition – All Offenses

Page 15 of 32

			DISPOSITIONS					
Compiled Laws	Offense	Max. Penalty	Total	Prison ¹	Jail	Jail/ Probation ²	Probation ²	Other ³
GRAND TOTAL			78,289	18,829	15,879	24,289	18,559	733
%				24%	20%	31%	24%	1%
VIOLATIONS ATTEMPTS			71,163	18,225	14,333	22,257	15,685	663
			7,126	604	1,546	2,032	2,874	70
750.1744B	Embezzle - Agent or Trustee, \$200 - <\$1K - 2nd+ Offense	5 ATTEMPTS	4	2			2	
750.1744C	Embezzle - \$200 - <\$1K from Non-Profit or Charity	5 ATTEMPTS	1			1		
750.1745A	Embezzle - Agent or Trustee, \$20K - <\$50K	10 ATTEMPTS	59	11	3	25	20	
750.1745C	Embezzle - \$1K - <\$20K from Non-Profit or Charity	10 ATTEMPTS	4			5	4	
750.1746	Embezzle - \$50K - <\$100K	15 ATTEMPTS	9			2	1	
750.1747	Embezzlement - \$100K or More	15 ATTEMPTS	3			11	10	
750.174A	Embezzlement - From Vulnerable Adult	10 ATTEMPTS	26	23		2	1	
750.174A2	Embezzlement - From Vulnerable Adult, Less than \$200	10 ATTEMPTS	1			1		
750.174A3A	Embezzlement - From Vulnerable Adult, \$200 - <\$1K	1 ATTEMPTS	1		1	1	10	
750.174A4A	Embezzlement - From Vulnerable Adult, \$1K - <\$20K	5 ATTEMPTS	12	8	1	8	13	1
750.174A5A	Embezzlement - From Vulnerable Adult, \$20K or More	10 ATTEMPTS	12	1	1	6	4	
750.175	Embezzle - Public Official, Over \$50	10 ATTEMPTS	7	1		2	4	
750.180	Embezzle - Financial Institutions	20 ATTEMPTS	1	1				
750.182A	Schools - Falsifying Records High Court Misd.	2 ATTEMPTS	12			6	6	
750.183-A	Escape - Aiding Prisoner - Felony	7 ATTEMPTS	1			1		
750.186A	Escape - Juvenile Facility	4 ATTEMPTS	1			1		
750.193	Escape - Prison	5 ATTEMPTS	8	5	1	1	1	
750.1951	Escape - From Misdemeanor Jail Sentence	2 ATTEMPTS	1			1		
750.1952	Escape - From Felony Jail Sentence	4 ATTEMPTS	7	6	1			
750.1971	Escape - Awaiting Trial for Misdemeanor	2 ATTEMPTS	9	2	3	3	1	
750.1972	Escape - Awaiting Trial for Felony	4 ATTEMPTS	17	10	5	2		
750.197A	Escape - Lawful Custody	1 ATTEMPTS	3	1	1	1		
750.197C-A	Assault of Prison Employee	4 ATTEMPTS	2			1	1	
750.197C-B	Escape - From Jail Through Violence	4 ATTEMPTS	18	13	3	1	1	
			1		1	2		
			110	90	10	8	2	
			15	10	3	1	1	
			1				1	

NOTE: Be sure to check for related offense codes when examining a particular type of crime. They may or may not be in sequential order or even on the same page. Offenders may have multiple dispositions.

A2

2010 Criminal Court Dispositions by Offense and Type of Disposition – All Offenses

Page 16 of 32

			DISPOSITIONS					
Compiled Laws	Offense	Max. Penalty	Total	Prison ¹	Jail	Jail/ Probation ²	Probation ²	Other ³
	GRAND TOTAL		78,289	18,829	15,879	24,289	18,559	733
	%			24%	20%	31%	24%	1%
	VIOLATIONS		71,163	18,225	14,333	22,257	15,685	663
	ATTEMPTS		7,126	604	1,546	2,032	2,874	70
750.1992	Harboring Misdemeanants	MISD	5		2	2	1	
	ATTEMPTS							
750.1993	Harboring Felons	4	12		3	2	7	
	ATTEMPTS		6		1	2	2	1
750.199A	Bond - Abscond or Forfeit	4	81	30	26	22	3	
	ATTEMPTS		15	1	11	3		
750.200I1A	Harmful Devices - Unlawful Possession/Use	15	1	1				
	ATTEMPTS							
750.200J1B	Harmful Devices - Imitation/Irritants, Prop. Damage	5	1			1		
	ATTEMPTS							
750.200J1C	Harmful Devices - Imitation/Irritants, Person Injury	10	1			1		
	ATTEMPTS							
750.204A	Explosives - Send w/Intent to Frighten	5	1	1				
	ATTEMPTS							
750.2072B	Explosives - Place Near Property Cause Property Damage	20	1	1				
	ATTEMPTS							
750.2091A	Explosives - Place w/Intent to Injure	15	3	3				
	ATTEMPTS							
750.2102A	Explosives - Possess Bomb w/Unlawful Intent	15	1				1	
	ATTEMPTS							
750.211A2A	Explosives - Mfg/Possess Explosive/Other w/Malicious Intent	15	2	2				
	ATTEMPTS							
750.211A2A-A	Explosives - Mfg/Possess Molotov Cocktail	4	8	1		4	3	
	ATTEMPTS							
750.211A2B	Explosives - Mfg/Possess Molotov Cocktail/Other w/Prop. Damage	20	6	3		2	1	
	ATTEMPTS		1				1	
750.213	Extortion	20	18	16			2	
	ATTEMPTS		6	5	1			
750.215	False Personation of Public Officer	MISD	1			1		
	ATTEMPTS							
750.2153	Impersonate Peace Officer to Commit Crime	4	14	4		8	2	
	ATTEMPTS							
750.217	Obstruct Officer By Disguise	1	3		1	1	1	
	ATTEMPTS							
750.217E	Impersonating FIA Employee	2	1		1			
	ATTEMPTS							
750.217F	Impersonate Firefighter/Emergency Medical Personnel	2	2			1	1	
	ATTEMPTS							
750.218	False Pretenses w/Intent to Defraud	10	1				1	
	ATTEMPTS							
750.218-A	False Pretenses - \$100 or Less	1	1				1	
	ATTEMPTS							
750.218-B	False Pretenses - Over \$100	10	1		1			
	ATTEMPTS		1		1			
750.2183	False Pretenses - Less Than \$200	MISD	11		2	2	7	
	ATTEMPTS		3			2	1	
750.2183A	False Pretenses - \$200 - <\$1K	1	82		18	14	45	5
	ATTEMPTS		2		1		1	

NOTE: Be sure to check for related offense codes when examining a particular type of crime. They may or may not be in sequential order or even on the same page. Offenders may have multiple dispositions.

A2

2010 Criminal Court Dispositions by Offense and Type of Disposition – All Offenses

Page 17 of 32

			DISPOSITIONS					
Compiled Laws	Offense	Max. Penalty	Total	Prison ¹	Jail	Jail/ Probation ²	Probation ²	Other ³
GRAND TOTAL			78,289	18,829	15,879	24,289	18,559	733
%				24%	20%	31%	24%	1%
VIOLATIONS ATTEMPTS			71,163	18,225	14,333	22,257	15,685	663
7,126			604	1,546	2,032	2,874	70	
750.2184A	False Pretenses - \$1K - <\$20K	5	187	39	18	69	60	1
		ATTEMPTS	41	2	12	14	13	
750.2184B	False Pretenses - \$200 - <\$1K - 2nd+ Offense	5	3	1		1	1	
		ATTEMPTS						
750.2185A	False Pretenses - \$20K or More	10	61	19	6	14	22	
		ATTEMPTS	8	1	1	2	4	
750.219	False Statements - Financial Condition	MISD	6				5	1
		ATTEMPTS						
750.219E	Financial Institution - Unauthorized Credit Application	4	13	2	1	8	2	
		ATTEMPTS						
750.220	False Statement - Credit Application	MISD	1				1	
		ATTEMPTS						
750.2231	Weapons - Firearms - Sale w/o Compliance, Pistol	MISD	1				1	
		ATTEMPTS						
750.2241-A	Weapons - Dangerous Weapon, Misc.	5	58	9	18	12	18	1
		ATTEMPTS	13		3	3	7	
750.2241-B	Weapons - Dangerous Weapon, Gas Ejecting Device	5	2	1	1			
		ATTEMPTS						
750.224A	Weapons - Taser, Possession or Sale	4	34	4	9	10	9	2
		ATTEMPTS	12		4	1	6	1
750.224B	Weapons - Firearms, Short-Barrel Shotgun/Rifle	5	75	22	6	22	24	1
		ATTEMPTS	7		2	1	4	
750.224D2	Weapons - Dangerous Weapon, Self-Defense Spray	2	4		1	2	1	
		ATTEMPTS	2				2	
750.224F	Weapons - Firearms, Possession by Felon	5	891	497	114	138	130	12
		ATTEMPTS	22	1	10	9	1	1
750.226	Weapons - Dangerous Weapon, Carry w/Unlawful Intent	5	104	39	10	28	24	3
		ATTEMPTS	7	1	2	4		
750.226A	Weapons - Switchblade, Possession or Sale	1	26		8	7	10	1
		ATTEMPTS						
750.227	Weapons - Carry Concealed	5	1,257	271	224	315	442	5
		ATTEMPTS	698	8	92	80	514	4
750.227B	Weapons - Felony Firearm	10	2				2	
		ATTEMPTS						
750.227B-A	Weapons - Felony Firearm	2	1,736	1,664	4	9	56	3
		ATTEMPTS	11		3	2	4	2
750.227B-B	Weapons - Felony Firearm - 2nd Offense	5	96	96				
		ATTEMPTS						
750.227B-C	Weapons - Felony Firearm - 3rd Offense	10	4	4				
		ATTEMPTS						
750.227C	Weapons - Firearms, Possess Loaded in Vehicle	2	60	6	7	20	26	1
		ATTEMPTS	14		1	4	9	
750.227D	Weapons - Firearms, Improper Possession in Vehicle	MISD	6		3	1	2	
		ATTEMPTS						
750.227F	Body Armor - Wear During Violent Crime	4	1	1				
		ATTEMPTS						
750.227G9A	Weapons - Body Armor - Possess/Use by Violent Felon	4	3	1	2			
		ATTEMPTS						

NOTE: Be sure to check for related offense codes when examining a particular type of crime. They may or may not be in sequential order or even on the same page. Offenders may have multiple dispositions.

A2

2010 Criminal Court Dispositions by Offense and Type of Disposition – All Offenses

Page 18 of 32

			DISPOSITIONS					
Compiled Laws	Offense	Max. Penalty	Total	Prison ¹	Jail	Jail/ Probation ²	Probation ²	Other ³
GRAND TOTAL			78,289	18,829	15,879	24,289	18,559	733
%				24%	20%	31%	24%	1%
VIOLATIONS ATTEMPTS			71,163	18,225	14,333	22,257	15,685	663
			7,126	604	1,546	2,032	2,874	70
750.227G9B	Weapons - Body Armor - Possess/Use w/o Written Permission in Possession	MISD ATTEMPTS	2		1		1	
750.228	Weapons - Firearms, Safety Inspection Violation [Repealed]	MISD ATTEMPTS	5		2		3	
750.230	Weapons - Firearms, Alter ID Marks	2 ATTEMPTS	6	1	1	2	2	
750.232A	Weapons - Firearms, False Application	4 ATTEMPTS	4			2	2	
750.232A1	Weapons - Firearms - Purchasing w/o License	MISD ATTEMPTS	12		5	1	4	2
750.233	Weapons - Firearms, Aim w/o Malice	MISD ATTEMPTS	1			1		
750.234	Weapons - Firearms, Discharge/Aim w/o Malice and Injury	1 ATTEMPTS	2				2	
750.234A	Weapons - Firearms, Discharge from Vehicle	4 ATTEMPTS	23	13	2	5	3	
750.234B	Weapons - Firearms, Discharge in/at Bldg.	4 ATTEMPTS	4		1	2	1	
750.234D	Weapons - Firearms, Possess on Restricted Premises	4 ATTEMPTS	49	29	5	4	11	
750.234E	Weapons - Firearms - Brandishing in Public	MISD ATTEMPTS	7	1	3	2	1	
750.234E	Weapons - Firearms - Brandishing in Public	MISD ATTEMPTS	2				1	1
750.234E	Weapons - Firearms - Brandishing in Public	MISD ATTEMPTS	54		9	4	39	2
750.235	Weapons - Firearms, Discharge/Aim w/o Malice but w/Injury	1 ATTEMPTS	1		1			
750.237	Weapons - Firearms - Under the Influence Causing Serious Impairment	5 ATTEMPTS	49		27	12	9	1
750.2374	Weapons - Firearms, Discharge OUIL Cause Death	15 ATTEMPTS	1	1				
750.237A1	Weapon - Free School Zones, General Felony Violations	5 ATTEMPTS	10	1	1	2	6	
750.237A2	Weapon - Free School Zones, General Misdemeanor	MISD ATTEMPTS	4		2		2	
750.243A	Fireworks - Possession	MISD ATTEMPTS	1					1
750.248	Forgery	14 ATTEMPTS	226	45	48	83	49	1
750.248A	Financial Transaction Device - Utter & Publish	4 ATTEMPTS	14	1	6	6	1	
750.249	Utter & Publish	14 ATTEMPTS	5			1	4	
750.249A	Financial Transaction Device - Forgery	4 ATTEMPTS	4			3	1	
750.249A	Financial Transaction Device - Forgery	4 ATTEMPTS	1,883	351	391	659	474	8
750.250	Forge State Warrant	7 ATTEMPTS	362	26	105	88	140	3
750.251	Forge Bank Bills/Promissory Notes	7 ATTEMPTS	1				1	
750.252	Utter & Publish - Possess Counterfeit Note w/Intent	7 ATTEMPTS	2			1	1	
750.252	Utter & Publish - Possess Counterfeit Note w/Intent	7 ATTEMPTS	1				1	
750.252	Utter & Publish - Possess Counterfeit Note w/Intent	7 ATTEMPTS	2	1			1	
750.252	Utter & Publish - Possess Counterfeit Note w/Intent	7 ATTEMPTS	3		1		2	

NOTE: Be sure to check for related offense codes when examining a particular type of crime. They may or may not be in sequential order or even on the same page. Offenders may have multiple dispositions.

A2

2010 Criminal Court Dispositions by Offense and Type of Disposition – All Offenses

Page 19 of 32

			DISPOSITIONS					
Compiled Laws	Offense	Max. Penalty	Total	Prison ¹	Jail	Jail/ Probation ²	Probation ²	Other ³
	GRAND TOTAL		78,289	18,829	15,879	24,289	18,559	733
	%			24%	20%	31%	24%	1%
	VIOLATIONS		71,163	18,225	14,333	22,257	15,685	663
	ATTEMPTS		7,126	604	1,546	2,032	2,874	70
750.253	Utter & Publish - Counterfeit Bills/Notes	5 ATTEMPTS	64	9	13	24	18	
750.254	Utter & Publish - Possess Counterfeit Bank/State/Bills	5 ATTEMPTS	11	3	3	4	5	
750.255	Counterfeiting - Possess Tools	10 ATTEMPTS	2		2	1	1	
750.260	Counterfeiting - Coins/Possess 5 or more	LIFE ATTEMPTS	5			3	2	
750.261	Counterfeiting - Coins/Possess Less than 5	10 ATTEMPTS	10		1	6	3	
750.273	Fraud - Obtain Signature to Financial Document	10 ATTEMPTS	4		1	2	1	
750.273	Fraud - Obtain Signature to Financial Document	10 ATTEMPTS	3			1	2	
750.280	Fraud - Common Law	10 ATTEMPTS	5		2	1	1	1
750.280	Fraud - Common Law	10 ATTEMPTS	2			2		
750.282-B	Public Utility - Fraudulent Use, Over \$500	4 ATTEMPTS	9		1	1	7	
750.282B	Public Utility - Fraudulent Use, Over \$500	4 ATTEMPTS	14		1	3	10	
750.282B	Public Utility - Fraudulent Use, Over \$500	4 ATTEMPTS	1		1			
750.285	Obtain Personal Identity Info w/o Permission	5 ATTEMPTS	4		2	1	1	
750.292	Innkeeper - Defrauding	4 ATTEMPTS	2		1	1		
750.300A	Food Stamps - Fraud	10 ATTEMPTS	2				2	
750.300A1A	Food Stamps - Fraud, \$250 or Less	10 ATTEMPTS	1				1	
750.300A1B	Food Stamps - Fraud, Greater than \$250-<\$1K	5 ATTEMPTS	1	1				
750.300A1C	Food Stamps - Fraud Over \$1K	10 ATTEMPTS	5				5	
750.301	Gambling - Take Bets	1 ATTEMPTS	2		1	1		
750.302-A	Gambling House - Keeping	MISD ATTEMPTS	1				1	
750.303-A	Gambling House - Maintain for Gain	2 ATTEMPTS	4			1	2	1
750.303-B	Gambling House - Permit for Gain	2 ATTEMPTS	5				3	2
750.316	Homicide	LIFE ATTEMPTS	5	4				1
750.316-A	Homicide - Murder 1st Degree, Premeditated	LIFE ATTEMPTS	44	44				
750.316-B	Homicide - Felony Murder	LIFE ATTEMPTS	50	50				
750.316-C	Homicide - Open Murder, Statutory Short Form	LIFE ATTEMPTS	16	16				
750.316-D	Homicide - Murder of Peace/ Corrections Officer	LIFE ATTEMPTS	1	1				
			1				1	

NOTE: Be sure to check for related offense codes when examining a particular type of crime. They may or may not be in sequential order or even on the same page. Offenders may have multiple dispositions.

A2

2010 Criminal Court Dispositions by Offense and Type of Disposition – All Offenses

Page 20 of 32

			DISPOSITIONS					
Compiled Laws	Offense	Max. Penalty	Total	Prison ¹	Jail	Jail/ Probation ²	Probation ²	Other ³
	GRAND TOTAL		78,289	18,829	15,879	24,289	18,559	733
	%			24%	20%	31%	24%	1%
	VIOLATIONS		71,163	18,225	14,333	22,257	15,685	663
	ATTEMPTS		7,126	604	1,546	2,032	2,874	70
750.317	Homicide - Murder 2nd Degree	LIFE	240	238				2
	ATTEMPTS							
750.317A	Deliver Controlled Substance Cause Death	LIFE	6	5		1		
	ATTEMPTS		1			1		
750.321	Homicide - Manslaughter	15	13	13				
	ATTEMPTS							
750.321-A	Homicide - Manslaughter, Statutory Short Form	15	33	28	2	2	1	
	ATTEMPTS		3	3				
750.321-C	Homicide - Manslaughter, Involuntary	15	46	38		2	6	
	ATTEMPTS		2	2				
750.321-E	Homicide - Manslaughter w/ Motor Vehicle	15	22	18		2	2	
	ATTEMPTS		1				1	
750.324	Homicide - Negligent Homicide	2	63	13	2	22	25	1
	ATTEMPTS		3			3		
750.329	Homicide - Manslaughter, Death w/ Weapon, Aim w/o Malice	15	5	3			2	
	ATTEMPTS							
750.329A	Suicide - Assisting	5	1	1				
	ATTEMPTS							
750.335	Lewd and Lascivious Conduct	1	2		1	1		
	ATTEMPTS							
750.335A	Indecent Exposure (Sexually Delinquent Person)	1	52	4	17	14	15	2
	ATTEMPTS							
750.335A2B	Aggravated Indecent Exposure	2	93	22	15	38	16	2
	ATTEMPTS		1				1	
750.335A2C	Indecent Exposure by Sexually Delinquent Person	LIFE	9	7		1	1	
	ATTEMPTS							
750.338	Gross Indecency Between Males, Commit/Procure	5	2	1	1			
	ATTEMPTS		2		1		1	
750.338A	Gross Indecency Between Females, Commit/Procure	5	1			1		
	ATTEMPTS							
750.338B	Gross Indecency Between Male & Female, Commit/Procure	5	34	8	5	14	7	
	ATTEMPTS		8	1	2	4	1	
750.349	Kidnapping	LIFE	28	28				
	ATTEMPTS		1	1				
750.349B	Unlawful Imprisonment	15	93	83		7	2	1
	ATTEMPTS		13	5	2	6		
750.350	Kidnapping - Child Enticement	LIFE	2	2				
	ATTEMPTS		5	2		2	1	
750.350A1	Kidnapping - Custodial Interference	1	15	1	5	6	3	
	ATTEMPTS		1				1	
750.352	Molest/Disturb Workers	MISD	1		1			
	ATTEMPTS							
750.356	Larceny	10	2		1	1		
	ATTEMPTS							
750.356-A	Larceny - Over \$100 (obsolete)	5	1		1			
	ATTEMPTS							
750.3562A	Larceny - \$20K or More	10	21	6	4	8	3	
	ATTEMPTS		4			2	2	

NOTE: Be sure to check for related offense codes when examining a particular type of crime. They may or may not be in sequential order or even on the same page. Offenders may have multiple dispositions.

A2

2010 Criminal Court Dispositions by Offense and Type of Disposition — All Offenses

Page 21 of 32

			DISPOSITIONS					
Compiled Laws	Offense	Max. Penalty	Total	Prison ¹	Jail	Jail/ Probation ²	Probation ²	Other ³
GRAND TOTAL			78,289	18,829	15,879	24,289	18,559	733
%				24%	20%	31%	24%	1%
VIOLATIONS			71,163	18,225	14,333	22,257	15,685	663
ATTEMPTS			7,126	604	1,546	2,032	2,874	70
750.3562B	Larceny - \$1K - <\$20K - 3rd+ Offense	10 ATTEMPTS	1	1				
750.3563A	Larceny - \$1K - <\$20K	5 ATTEMPTS	312	61	71	114	65	1
			40	2	10	15	13	
750.3563B	Larceny - \$200 - <\$1K - 2nd+ Offense	5 ATTEMPTS	12		5	5	1	1
			1	1				
750.3564A	Larceny - \$200 - < \$1K	1 ATTEMPTS	181		69	52	50	10
			3		1	1	1	
750.3564B	Larceny - Less Than \$1K - 2nd+ Offense	MISD ATTEMPTS	1				1	
750.3565	Larceny - Less Than \$200	MISD ATTEMPTS	79	2	39	12	22	4
			1					1
750.356A	Larceny - From Motor Vehicle	10 ATTEMPTS	20	5	3	10	2	
			2		1	1		
750.356A-A	Larceny - From Motor Vehicle	5 ATTEMPTS	3				3	
750.356A1	Larceny - From Motor Vehicle	5 ATTEMPTS	960	107	198	404	241	10
			84	8	25	31	20	
750.356A2A	Breaking & Entering - Vehicle/Semi- Trailer/House Trailer, <\$200	MISD ATTEMPTS	135	3	69	41	21	1
			2		1	1		
750.356A2B1	Breaking & Entering - Vehicle/Semi- Trailer/House Trailer, \$200 - <\$1K	1 ATTEMPTS	38		15	10	11	2
			1		1			
750.356A2B2	Breaking & Entering - Vehicle/Semi- Trailer/House Trailer - 2nd+ Offense	1 ATTEMPTS						
750.356A2C1	Breaking & Entering - Vehicle/Semi- Trailer/House Trailer, \$1K - <\$20K	5 ATTEMPTS	41	10	10	14	7	
			4			3	1	
750.356A2C2	Breaking & Entering - Vehicle/Semi/ House Trailer, \$200-<\$1K - 2nd+Ofns	5 ATTEMPTS	2	1		1		
750.356A2D1	Breaking & Entering - Vehicle/Semi- Trailer/House Trailer, \$20K or More	10 ATTEMPTS	1				1	
750.356A3	Breaking & Entering - Vehicle Semi- Trailer/House Trailer, w/ Damage	5 ATTEMPTS	317	76	58	91	92	
			35	1	10	10	14	
750.356AB	Larceny From Motor Vehicle, Over \$5	5 ATTEMPTS	1		1			
750.356B	Breaking & Entering - Coin Telephone	4 ATTEMPTS	4		4			
			1				1	
750.356C	Retail Fraud - 1st Degree	5 ATTEMPTS	1,030	325	257	293	153	2
			51	2	18	15	15	1
750.356D	Retail Fraud - 2nd Degree	1 ATTEMPTS	133	1	70	28	31	3
			1				1	
750.356D4	Retail Fraud - 3rd Degree	MISD ATTEMPTS	107		62	26	16	3
			2		1	1		
750.357	Larceny from Person	10 ATTEMPTS	402	152	70	114	66	
			50	3	14	19	14	
750.357A	Larceny of Livestock	4 ATTEMPTS	2				2	
750.357B	Weapons - Firearms - Larceny	5 ATTEMPTS	123	53	16	40	14	
			6		2	3	1	

NOTE: Be sure to check for related offense codes when examining a particular type of crime. They may or may not be in sequential order or even on the same page. Offenders may have multiple dispositions.

A2

2010 Criminal Court Dispositions by Offense and Type of Disposition – All Offenses

Page 22 of 32

			DISPOSITIONS					
Compiled Laws	Offense	Max. Penalty	Total	Prison ¹	Jail	Jail/ Probation ²	Probation ²	Other ³
	GRAND TOTAL		78,289	18,829	15,879	24,289	18,559	733
	%			24%	20%	31%	24%	1%
	VIOLATIONS		71,163	18,225	14,333	22,257	15,685	663
	ATTEMPTS		7,126	604	1,546	2,032	2,874	70
750.359	Larceny - From Vacant Building	MISD ATTEMPTS	7		2	3	1	1
750.360	Larceny in Building	4 ATTEMPTS	2,049	334	500	774	433	8
750.360A2A	Theft Detection Device - Deactivate/ Remove	MISD ATTEMPTS	455	13	140	216	79	7
750.362	Larceny By Conversion	10 ATTEMPTS	15		5	9	1	
750.362-A	Larceny By Conversion Over \$100 (obsolete)	5 ATTEMPTS	2			1	1	
750.3622A	Larceny by Conversion, \$20K or More	10 ATTEMPTS	1				1	
750.3622B	Larceny By Conversion, \$1K - <\$20K - 3rd+ Offense	10 ATTEMPTS	13	7		5	1	
750.3623A	Larceny By Conversion, \$1K - <\$20K	10 ATTEMPTS	1	1			1	
750.3623B	Larceny By Conversion, \$200 - <\$1K - 2nd+ Offense	5 ATTEMPTS	90	21	10	30	29	
750.3624A	Larceny - By False Personation, \$200 - <\$1K	5 ATTEMPTS	14	2	3	4	5	
750.3625	Larceny - By Conversion, Less than \$200	5 ATTEMPTS	1			1		
750.362A2A	Fail to Return Rented Property, \$20K or More	MISD ATTEMPTS	19		4	8	7	
750.362A3A	Fail to Return Rented Property, \$1K - <\$20K	MISD ATTEMPTS	4			3	1	
750.362A4A	Failure to Return Rented Property - 1 Year Misd.	10 ATTEMPTS	5		1	1	3	
750.3632A	Larceny by False Personation, \$20K or More	5 ATTEMPTS	2				2	
750.3633A	Larceny by False Personation, \$1K - <\$20K	5 ATTEMPTS	25	1	6	9	9	
750.3634A	Larceny- By False Personation, \$200 - <\$1K	5 ATTEMPTS	3		2	1		
750.3673A	Larceny - Trees & Shrubs, \$1K - <\$20K	MISD ATTEMPTS	4		3		1	
750.370	Slander	10 ATTEMPTS						
750.377A	Malicious Destruction Pers. Prop.	10 ATTEMPTS	1			1		
750.377A1A1	Malicious Destruction Pers. Prop., \$20K Or More	5 ATTEMPTS	6		1			
750.377A1B1	Malicious Destruction Pers. Prop., \$1K - <\$20K	10 ATTEMPTS	1			5	1	
750.377A1B2	Malicious Destruction Pers. Prop., \$200 - <\$1K - 2nd+ Offense	5 ATTEMPTS	255	29	50	111	65	
750.377A1C1	Malicious Destruction Pers. Prop., \$200 - <\$1K	5 ATTEMPTS	38		6	15	16	1
			3	2	1			
			137		44	47	43	3
			3	1	1	1		

NOTE: Be sure to check for related offense codes when examining a particular type of crime. They may or may not be in sequential order or even on the same page. Offenders may have multiple dispositions.

A2

2010 Criminal Court Dispositions by Offense and Type of Disposition — All Offenses

Page 23 of 32

			DISPOSITIONS					
Compiled Laws	Offense	Max. Penalty	Total	Prison ¹	Jail	Jail/ Probation ²	Probation ²	Other ³
GRAND TOTAL			78,289	18,829	15,879	24,289	18,559	733
%				24%	20%	31%	24%	1%
VIOLATIONS			71,163	18,225	14,333	22,257	15,685	663
ATTEMPTS			7,126	604	1,546	2,032	2,874	70
750.377A1C2	Malicious Destruction Pers. Prop., Under \$200 - 2nd Offense	MISD ATTEMPTS	1				1	
750.377A1D	Malicious Destruction Pers. Prop., Under \$200	MISD ATTEMPTS	45 2		17	9 2	17	2
750.377B	Malicious Destruction Fire/ Police Property	4 ATTEMPTS	171 49	39 3	31 13	64 14	36 19	1
750.379	Malicious Destruction of Prop., Bridges/Railroads/Locks	4 ATTEMPTS	2			2		
750.3802A	Malicious Destruction of Bldg., \$20K or More	10 ATTEMPTS	2	1		1		
750.3803A	Malicious Destruction of Bldg., \$1K - <\$20K	5 ATTEMPTS	111 10	18	14 5	47 4	32 1	
750.3804A	Malicious Destruction of Bldg., \$200 - <\$1K	1 ATTEMPTS	57	1	20	11	23	2
750.3805	Malicious Destruction of Bldg., <\$200	MISD ATTEMPTS	37 1		16 1	12	9	
750.380A	Malicious Destruction of Bldg., Over \$100 (Obsolete)	4 ATTEMPTS	1 1		1		1	
750.381	Malicious Destruction of Bldg., Gates/Fences	MISD ATTEMPTS	2			1	1	
750.382	Mal. Destr. Trees/Shrubs/Crops/ Grass/Turf/Soil	10 ATTEMPTS	1				1	
750.3821A	Malicious Destruction of Property - Trees, Shrubs, Crops, Grass, Soil	MISD ATTEMPTS	5		1	3	1	
750.3821B1	Mal. Destr. Trees/Shrubs/etc. \$200 - < \$1K	1 ATTEMPTS	4		1	3		
750.3821C1	Mal. Destr. Trees/Shrubs/etc. \$1K - <\$20K	5 ATTEMPTS	5			1	4	
750.383A	Malicious Destruction of Prop., Utility Prop.	4 ATTEMPTS	58 16	4	6 2	10 1	38 13	
750.3875A	Malicious Destruction of Tombs/ Memorials, \$1K - <\$20K	5 ATTEMPTS	1			1		
750.3942B	Throwing Objects on Track, Causing Prop. Damage	MISD ATTEMPTS	1				1	
750.411A	False Report of Crime	10 ATTEMPTS	1 1				1 1	
750.411A1A	False Report of Misdemeanor	MISD ATTEMPTS	34		8	9	12	5
750.411A1B	False Report of Felony	4 ATTEMPTS	201 59	21 3	30 17	71 21	78 15	1 3
750.411A3A	False Report/Threat of Bomb/ Harmful Device	4 ATTEMPTS	14 1	3	4 1	3	4	
750.411H	Stalking	1 ATTEMPTS	64		21	18	24	1
750.411H2B	Stalking a Minor	5 ATTEMPTS	2	1		1		
750.411I	Stalking - Aggravated	5 ATTEMPTS	169 20	48 3	25 2	63 11	33 4	

NOTE: Be sure to check for related offense codes when examining a particular type of crime. They may or may not be in sequential order or even on the same page. Offenders may have multiple dispositions.

A2

2010 Criminal Court Dispositions by Offense and Type of Disposition – All Offenses

Page 24 of 32

Compiled Laws	Offense	Max. Penalty
GRAND TOTAL		
%		
VIOLATIONS		
ATTEMPTS		
750.411N	Money Laundering - 2nd Degree	10 ATTEMPTS
750.411S2A	Unlawful Posting Message	2 ATTEMPTS
750.411U	Gang Membership - Assoc/Member Commit/Attempt Felony	20 ATTEMPTS
750.411V1	Gang Recruitment	5 ATTEMPTS
750.413	Motor Vehicle - Unlawful Drive Away	5 ATTEMPTS
750.414	Motor Vehicle - Unlawful Use	2 ATTEMPTS
750.414A	Motor Vehicle - Possess Master Key	MISD ATTEMPTS
750.4152	Motor Vehicle - Conceal/Misrep. Identity to Mislead	4 ATTEMPTS
750.4155	Motor Vehicle - Possess/Deliver - ID Plates or Labels	4 ATTEMPTS
750.4156	Motor Vehicle - Buy/Receive Part w/ ID Removed/Altered	10 ATTEMPTS
750.416	Motor Vehicle - Tampering	MISD ATTEMPTS
750.422-A	Perjury - Court Proceeding, Capital Crime	LIFE ATTEMPTS
750.422-B	Perjury - Court Proceeding	15 ATTEMPTS
750.423	Perjury - Other Than Court Proceeding	15 ATTEMPTS
750.424-B	Perjury - Subornation, Court Proceeding	15 ATTEMPTS
750.425-B	Perjury - Incite/Procure, Court Proceeding	5 ATTEMPTS
750.4363A	Poisoning - Malicious False Statement	4 ATTEMPTS
750.439	Polygamy	4 ATTEMPTS
750.448	Prostitution - Accost and Solicit	MISD ATTEMPTS
750.451-B	Prostitution - 3rd Offense	2 ATTEMPTS
750.451-C	Prostitution - 2nd Offense	MISD ATTEMPTS
750.451-D	Prostitution - 3rd+ Offense	2 ATTEMPTS
750.452	Prostitution - Keeping House of	5 ATTEMPTS
750.455	Prostitution - Pandering	20 ATTEMPTS

DISPOSITIONS					
Total	Prison ¹	Jail	Jail/ Probation ²	Probation ²	Other ³
78,289	18,829 24%	15,879 20%	24,289 31%	18,559 24%	733 1%
71,163	18,225	14,333	22,257	15,685	663
7,126	604	1,546	2,032	2,874	70
2	1		1		
10	2		5	3	
4		1	2	1	
3	3				
1	1				
741	235	153	211	141	1
116	17	38	33	28	
364	31	158	113	57	5
20		9	7	4	
4		2	1	1	
24	1	12	2	9	
4	2	2			
2		1	1		
1	1				
4		2		2	
1			1		
5	1		2	2	
2			2		
1	1				
1				1	
4	1	2	1		
1			1		
1		1			
15		10		3	2
1			1		
2		1			1
50	7	33	7	2	1
1				1	
1		1			
5		1	4		

NOTE: Be sure to check for related offense codes when examining a particular type of crime. They may or may not be in sequential order or even on the same page. Offenders may have multiple dispositions.

A2

2010 Criminal Court Dispositions by Offense and Type of Disposition – All Offenses

Page 25 of 32

			DISPOSITIONS					
Compiled Laws	Offense	Max. Penalty	Total	Prison ¹	Jail	Jail/ Probation ²	Probation ²	Other ³
GRAND TOTAL			78,289	18,829	15,879	24,289	18,559	733
%				24%	20%	31%	24%	1%
VIOLATIONS ATTEMPTS			71,163	18,225	14,333	22,257	15,685	663
7,126			7,126	604	1,546	2,032	2,874	70
750.457	Prostitution - Accept Earnings	20	4			2	2	
	ATTEMPTS		1		1			
750.459	Prostitution - Transport Female (perhaps compel)	20	1			1		
	ATTEMPTS							
750.478	Public Officer - Wilfull Neglect of Duty	MISD	4				4	
	ATTEMPTS							
750.478A2	Public Officer - Attempt to Obstruct Official Duties	2	1				1	
	ATTEMPTS							
750.479	Public Officer - Assault/Obstruct	20	9		3	2	4	
	ATTEMPTS		6		1	1	4	
750.479-B	Police Officer/Public Officer - Resist/Obstruct	2	3	1	1		1	
	ATTEMPTS		1		1			
750.4792	Public Officer - Assault/Obstruct	2	26	8	9	5	4	
	ATTEMPTS		2				2	
750.4793	Public Officer - Assault/Obstruct Cause Injury	4	3	1			2	
	ATTEMPTS							
750.4794	Public Officer - Assault/Obstruct Cause Serious Injury	10	1	1				
	ATTEMPTS							
750.479A2	Police Officer - Flee (Penal Code) 4th Degree	2	106	18	20	38	29	1
	ATTEMPTS		15		5	7	3	
750.479A3	Police Officer - Flee (Penal Code) 3rd Degree	5	228	68	40	67	53	
	ATTEMPTS		24		3	8	13	
750.479A4-A	Police Officer - Flee (Penal Code) 2nd Degree	10	6	4	1	1		
	ATTEMPTS							
750.479B1	Peace Officer - Disarm Non-Firearm	4	1			1		
	ATTEMPTS		2		1	1		
750.479B2	Peace Officer - Disarm Firearm	10	1			1		
	ATTEMPTS		13	7		4	2	
750.483	Sheriff - Refusing to Aid	MISD	3		2		1	
	ATTEMPTS							
750.483A2A	Interfering w/ Crime Report	MISD	18	1	4	2	10	1
	ATTEMPTS							
750.483A2B	Interfere w/ Crime Report Threat to Kill/Injure	10	12	6		4	2	
	ATTEMPTS		1	1				
750.483A4A	Interfering w/ Police Investigation	MISD	6		3	2	1	
	ATTEMPTS							
750.483A4B	Interfere w/ Police Investigation Threat to Kill/Injure	10	3	3				
	ATTEMPTS							
750.483A6A	Tamper w/ Evidence	4	12	3	3	4	1	1
	ATTEMPTS		2			1	1	
750.483A6B	Tamper w/ Evidence - Criminal Case Max >10 yr Term	10	8	6		1	1	
	ATTEMPTS		2			2		
750.49-A	Animals - Fighting	4	12	1	4	3	4	
	ATTEMPTS		2		2			
750.49-B	Animals - Attend Fight	4	1			1		
	ATTEMPTS		1	1				
750.49-C	Animals - Fighting, Possess Equipment	4	3	1			2	
	ATTEMPTS							

NOTE: Be sure to check for related offense codes when examining a particular type of crime. They may or may not be in sequential order or even on the same page. Offenders may have multiple dispositions.

A2

2010 Criminal Court Dispositions by Offense and Type of Disposition — All Offenses

Page 26 of 32

			DISPOSITIONS					
Compiled Laws	Offense	Max. Penalty	Total	Prison ¹	Jail	Jail/ Probation ²	Probation ²	Other ³
		GRAND TOTAL	78,289	18,829	15,879	24,289	18,559	733
		%		24%	20%	31%	24%	1%
		VIOLATIONS	71,163	18,225	14,333	22,257	15,685	663
		ATTEMPTS	7,126	604	1,546	2,032	2,874	70
750.490	Public Money - Safe Keeping	2	1	1				
		ATTEMPTS	1				1	
750.491	Public Records - Remove/ Mutilate/Destruct	2	1					1
		ATTEMPTS						
750.492A1B	Medical Record - Recklessly Placing False Info - Health Care Provider	MISD	2				2	
		ATTEMPTS						
750.50	Animals - Abandoning/Cruelty	2	3		2	1		
		ATTEMPTS						
750.502D	Anhydrous Ammonia Container, Unauthorized Tampering	4	1	1				
		ATTEMPTS	1	1				
750.504B	Animals - Abandon/Cruelty to 2 or 3 Animals	1	5			1	4	
		ATTEMPTS						
750.504C	Animals - Abandon/Cruelty to 4 - 9 Animals	2	5		1	4		
		ATTEMPTS						
750.504D	Animals - Abandon/Cruelty to 10 or More Animals	4	4				4	
		ATTEMPTS	3			1	2	
750.505	Common Law Offenses	5	4				4	
		ATTEMPTS						
750.505-A	Obstruction of Justice	5	21	9	3	3	5	1
		ATTEMPTS	4		1	1	2	
750.505-B	Accessory After the Fact to Felony	5	102	18	12	45	27	
		ATTEMPTS	9		2	2	5	
750.505-C	Common Law Offenses	5	4			2	2	
		ATTEMPTS						
750.5082B	Police Radio Receivers/Scanners, Use in Commission of Felony	2	1			1		
		ATTEMPTS						
750.50B	Animals - Kill/Torture	4	30	10	4	5	11	
		ATTEMPTS	9		1	6	2	
750.50C7	Police Animal - Injure/Harass While Committing Crime	2	2		1	1		
		ATTEMPTS						
750.520B	CSC - 1st Degree - Multiple Variables	LIFE	89	88				1
		ATTEMPTS	1	1				
750.520B1A	CSC - 1st Degree - Person Under 13	LIFE	143	142		1		
		ATTEMPTS	3	3				
750.520B1B	CSC - 1st Degree - Relationship	LIFE	129	129				
		ATTEMPTS	1			1		
750.520B1C	CSC - 1st Degree - During Felony	LIFE	5	5				
		ATTEMPTS	1	1				
750.520B1D	CSC - 1st Degree - Accomplices	LIFE	2	2				
		ATTEMPTS						
750.520B1E	CSC - 1st Degree - Weapon Used	LIFE	11	11				
		ATTEMPTS	1	1				
750.520B1F	CSC - 1st Degree - Personal Injury	LIFE	12	12				
		ATTEMPTS	1			1		
750.520B1G	CSC - 1st Degree - Injury to Incapacitated Victim	LIFE	1	1				
		ATTEMPTS						
750.520B1H	CSC - 1st Degree - Mentally Disabled Relationship	LIFE	2	2				
		ATTEMPTS						

NOTE: Be sure to check for related offense codes when examining a particular type of crime. They may or may not be in sequential order or even on the same page. Offenders may have multiple dispositions.

A2

2010 Criminal Court Dispositions by Offense and Type of Disposition – All Offenses

Page 27 of 32

			DISPOSITIONS					
Compiled Laws	Offense	Max. Penalty	Total	Prison ¹	Jail	Jail/ Probation ²	Probation ²	Other ³
GRAND TOTAL			78,289	18,829	15,879	24,289	18,559	733
%				24%	20%	31%	24%	1%
VIOLATIONS			71,163	18,225	14,333	22,257	15,685	663
ATTEMPTS			7,126	604	1,546	2,032	2,874	70
750.520B2B	CSC - 1st Degree - Person <13, Defendant 17+ yrs.	LIFE ATTEMPTS	95	95				
750.520B2C	CSC - 1st Degree - Person <13, Defendant 17+ yrs.,2nd Offense	LIFE ATTEMPTS	3	3				
750.520C	CSC - 2nd Degree - Multiple Variables	15 ATTEMPTS	94	58	7	21	7	1
750.520C1A	CSC - 2nd Degree - Person Under 13	15 ATTEMPTS	8	3		5		
750.520C1B	CSC - 2nd Degree - Relationship	15 ATTEMPTS	246	195	4	38	8	1
750.520C1C	CSC - 2nd Degree - During Felony	15 ATTEMPTS	26	13	1	11	1	
750.520C1D	CSC - 2nd Degree - Accomplices	15 ATTEMPTS	67	50	1	10	5	1
750.520C1E	CSC - 2nd Degree - Weapon Used	15 ATTEMPTS	2	1			1	
750.520C1F	CSC - 2nd Degree - Personal Injury	15 ATTEMPTS	6	5			1	
750.520C1G	CSC - 2nd Degree - Injury to Incapacitated Victim	15 ATTEMPTS	1	1				
750.520C1H	CSC - 2nd Degree - Mentally Disabled Relationship	15 ATTEMPTS	17	10		7		
750.520C1I	CSC - 2nd Degree - State Prisoner	15 ATTEMPTS	1	1				
750.520C2B	CSC - 2nd Degree - Person <13, Defendant 17+ yrs.	15 ATTEMPTS	6	3		3		
750.520D	CSC - 3rd Degree - Multiple Variables	15 ATTEMPTS	1	1				
750.520D1A	CSC - 3rd Degree - Person 13-15	15 ATTEMPTS	90	72		11	7	
750.520D1B	CSC - 3rd Degree - Force/Coercion	15 ATTEMPTS	7	2		4	1	
750.520D1C	CSC - 3rd Degree - Incapacitated Victim	15 ATTEMPTS	80	76			2	2
750.520D1D	CSC - 3rd Degree - Incest	15 ATTEMPTS	16	4		11	1	
750.520D1E	CSC - 3rd Degree - Student	15 ATTEMPTS	288	206	10	44	27	1
750.520E	CSC - 4th Degree - Multiple Variables	2 ATTEMPTS	91	33	8	45	5	
750.520E1A	CSC - 4th Degree - Force/Coercion	2 ATTEMPTS	69	65		1	2	1
750.520E1A-A	CSC - 4th Degree - Victim 13-16	2 ATTEMPTS	9	4		5		
750.520E1B	CSC - 4th Degree - Incapacitated Victim	2 ATTEMPTS	13	10	1	1		1
750.520E1E-A	CSC - 4th Degree - Mental Health Professional	2 ATTEMPTS	2	1		2		
			26	26				
			2	1		1		
			26	26				
			92	15	19	43	15	
			7		2	3	2	
			182	49	37	73	23	
			12		2	7	3	
			155	51	11	69	24	
			5		3	2		
			21	2	3	11	5	
			4			1	2	1
			3			3		

NOTE: Be sure to check for related offense codes when examining a particular type of crime. They may or may not be in sequential order or even on the same page. Offenders may have multiple dispositions.

A2

2010 Criminal Court Dispositions by Offense and Type of Disposition – All Offenses

Page 28 of 32

			DISPOSITIONS					
Compiled Laws	Offense	Max. Penalty	Total	Prison ¹	Jail	Jail/ Probation ²	Probation ²	Other ³
	GRAND TOTAL		78,289	18,829	15,879	24,289	18,559	733
	%			24%	20%	31%	24%	1%
	VIOLATIONS		71,163	18,225	14,333	22,257	15,685	663
	ATTEMPTS		7,126	604	1,546	2,032	2,874	70
750.520E1F-A	CSC - 4th Degree - Student	2	7	6		1		
	ATTEMPTS							
750.520E1G	CSC - 4th Degree - Incest	2	17	6	2	8		1
	ATTEMPTS							
750.520F	CSC - 2nd+ Offense	LIFE	4	4				
	ATTEMPTS							
750.520G1	CSC - Assault w/Intent to Commit Sexual Penetration	10	165	109	6	39	11	
	ATTEMPTS		5	4			1	
750.520G2	CSC - 2nd Degree Assault	5	45	16	2	23	4	
	ATTEMPTS		4			4		
750.520N	CSC - Tamper w/Electronic Monitoring Device	2	1	1				
	ATTEMPTS							
750.529	Robbery - Armed	LIFE	951	938	3	6	3	1
	ATTEMPTS		26	10	2	10	3	1
750.529A	Carjacking	LIFE	149	149				
	ATTEMPTS		2			1	1	
750.530	Robbery - Unarmed	15	676	351	52	127	145	1
	ATTEMPTS		57	16	12	22	7	
750.531	Bank Robbery/Safe Breaking	LIFE	6	5		1		
	ATTEMPTS							
750.531-A	Bank Robbery	LIFE	78	70	1	7		
	ATTEMPTS		1	1				
750.531-B	Safe Breaking	LIFE	30	21	1	7	1	
	ATTEMPTS		7	3	1	1	2	
750.532	Seduction	5	7	1	2	4		
	ATTEMPTS							
750.535	Stolen Prop. - Receive & Conceal (Obsolete)	10	2		1		1	
	ATTEMPTS							
750.535-A	Stolen Prop. - Receive & Conceal, >\$100 (Obsolete)	5	3		3			
	ATTEMPTS							
750.5352A	Stolen Prop. - Receive & Conceal, \$20K or More	10	44	11	6	16	11	
	ATTEMPTS		8	1	2		5	
750.5352B	Stolen Prop. - Receive & Conceal, \$1K - <\$20K - 3rd+ Offense	10	2			2		
	ATTEMPTS							
750.5353A	Stolen Prop. - Receive & Conceal, \$1K - <\$20K	5	517	134	81	171	129	2
	ATTEMPTS		60	1	22	24	13	
750.5353B	Stolen Prop. - Receive & Conceal, \$200 - <\$1K - 2nd+ Offense	5	10	3	4	1	2	
	ATTEMPTS		1		1			
750.5354A	Stolen Prop. - Receive & Conceal, \$200 - <\$1K	1	119		41	24	52	2
	ATTEMPTS		3		2		1	
750.5354B	Stolen Prop. - Receive & Conceal	MISD	2		1		1	
	ATTEMPTS							
750.5355	Stolen Prop. - Receive & Conceal, Under \$200	MISD	48	1	24	9	14	
	ATTEMPTS		1		1			
750.5357	Stolen Prop. - Receive & Conceal, Motor Vehicle	5	843	187	190	192	274	
	ATTEMPTS		129	7	16	16	90	
750.535A	Motor Vehicles - Operate Chop Shop	10	3		2	1		
	ATTEMPTS		1		1			

NOTE: Be sure to check for related offense codes when examining a particular type of crime. They may or may not be in sequential order or even on the same page. Offenders may have multiple dispositions.

A2

2010 Criminal Court Dispositions by Offense and Type of Disposition – All Offenses

Page 29 of 32

			DISPOSITIONS					
Compiled Laws	Offense	Max. Penalty	Total	Prison ¹	Jail	Jail/ Probation ²	Probation ²	Other ³
	GRAND TOTAL		78,289	18,829	15,879	24,289	18,559	733
	%			24%	20%	31%	24%	1%
	VIOLATIONS		71,163	18,225	14,333	22,257	15,685	663
	ATTEMPTS		7,126	604	1,546	2,032	2,874	70
750.535A2	Motor Vehicles - Operate Chop Shop	10 ATTEMPTS	33 8	10 2	3 2	9	10 4	1
750.535B	Weapons - Firearms, Receive & Conceal	10 ATTEMPTS	117 16	41	24 7	30 6	22 3	
750.536A2	Property or Goods - Altering or Obliterating Identifying Numbers	MISD ATTEMPTS	1			1		
750.539C	Eavesdropping	2 ATTEMPTS	1				1	
750.539D	Eavesdropping - Install/Use	2 ATTEMPTS	5 2		1	4		
750.539J2A1	Surveil Unclothed Person	2 ATTEMPTS	12	3	2	6	1	
750.539J2B	Capture/Distribute Image of Unclothed Person	5 ATTEMPTS	18	2	2	12	2	
750.5405A	Interfere w/Electronic Communications	2 ATTEMPTS	172 24	19	57 9	69 10	26 5	1
750.5405B	Interfere w/Electronic Communications, Injury/Death	4 ATTEMPTS	8 1	6		1 1	1	
750.540E	Telecommunications - Malicious Use	MISD ATTEMPTS	18		9	2	6	1
750.543M	Terrorism - False Report or Threat	20 ATTEMPTS	5 2	4		1 2		
750.543P	Terrorism - Use of Internet/ Telecomm. to Commit	20 ATTEMPTS	1	1				
750.552	Trespass	MISD ATTEMPTS	14		11		2	1
750.552B	Trespass - State Correctional Facility	4 ATTEMPTS	1 1	1		1		
750.552c	Trespass Upon Key Facility	4 ATTEMPTS	3		1	2		
750.72	Arson - Dwelling House/ Curtilage	20 ATTEMPTS	6 1	6 1				
750.72-A	Arson - Dwelling House	20 ATTEMPTS	48 11	40 2	2 1	3 4	3 4	
750.72-B	Arson - Dwelling House/ Curtilage	20 ATTEMPTS	3	3				
750.73	Arson - Real Property	10 ATTEMPTS	54 9	23 1	2 1	14 4	15 3	
750.741A	Arson - Personal Property, <\$200	5 ATTEMPTS	7		3	2	2	
750.741B1	Arson - Personal Property, \$200 - <\$1K	1 ATTEMPTS	6		4	1	1	
750.741C1	Arson - Personal Property, \$1K - <\$20K	5 ATTEMPTS	32 1	7	3	9 1	13	
750.741D1	Arson - Personal Property, \$20K or More	10 ATTEMPTS	1			1		
750.75	Arson - Insured Property	10 ATTEMPTS	14 1	3 1	1	5	5	

NOTE: Be sure to check for related offense codes when examining a particular type of crime. They may or may not be in sequential order or even on the same page. Offenders may have multiple dispositions.

A2

2010 Criminal Court Dispositions by Offense and Type of Disposition — All Offenses

Page 30 of 32

			DISPOSITIONS					
Compiled Laws	Offense	Max. Penalty	Total	Prison ¹	Jail	Jail/ Probation ²	Probation ²	Other ³
		GRAND TOTAL	78,289	18,829	15,879	24,289	18,559	733
		%		24%	20%	31%	24%	1%
		VIOLATIONS	71,163	18,225	14,333	22,257	15,685	663
		ATTEMPTS	7,126	604	1,546	2,032	2,874	70
750.771A1	Arson - Preparation to Burn Property, Less Than \$200	MISD ATTEMPTS	1				1	
750.771B1	Arson - Preparation to Burn Property, \$200 - <\$1K	1 ATTEMPTS	1			1		
750.771C1	Arson - Preparation to Burn Property, \$1K - <\$20K	5 ATTEMPTS	8 1	3	1	3 1	1	
750.771D1	Arson - Preparation to Burn Property, \$20K or More	10 ATTEMPTS	18 4	4	4	5 4	5	
750.78	Arson - Woods/Prairies	4 ATTEMPTS	3		1		2	
750.81	Asslt or Asslt and Battery	MISD ATTEMPTS	422 1	3	212 1	69	130	8
750.812	Domestic Violence	MISD ATTEMPTS	564 5	1	240 1	119	193 4	11
750.813	Domestic Violence - 2nd Offense	1 ATTEMPTS	143		81	38	22	2
750.814	Domestic Violence - 3rd Offense	2 ATTEMPTS	595 7	138	172 1	224 4	60 2	1
750.81A	Assault - Aggravated	1 ATTEMPTS	298 3	4	74 2	96 1	118	6
750.81A2	Domestic Violence, Aggravated	1 ATTEMPTS	88 1	2	34	27	23 1	2
750.81A3	Domestic Violence, Aggravated - 2nd Offense	2 ATTEMPTS	43	12	10	15	6	
750.81C1	Threatening DHS Employee w/ Physical Harm	MISD ATTEMPTS	1		1			
750.81C2	Assault/Battery of DHS Employee	2 ATTEMPTS	8		5	1	2	
750.81D1	Police Officer - Assault/Resist/Obstruct	2 ATTEMPTS	2,595 393	516 2	738 123	841 121	479 141	21 6
750.81D2	Police Officer - Assault/Resist/Obstruct, Causing Injury	4 ATTEMPTS	182 5	44	30 1	64 1	44 3	
750.81D3	Police Officer - Assault/Resist/Obstruct, Serious Impairment	15 ATTEMPTS	6	1		3	2	
750.82	Felonious Assault	4 ATTEMPTS	1,697 298	461 15	231 70	565 148	433 64	7 1
750.822	Weapon-Free Schools - Assault w/ Dangerous Weapon	4 ATTEMPTS	6			2	4	
750.83	Assault w/Intent to Murder	LIFE ATTEMPTS	175 1	173 1			1	1
750.84	Assault w/Intent to do Great Bodily Harm Less Than Murder	10 ATTEMPTS	583 31	372 14	24 2	100 10	84 5	3
750.85	Torture	LIFE ATTEMPTS	16	16				
750.86	Assault w/Intent to Maim	10 ATTEMPTS	7	6		1		
750.87	Assault w/Intent to Commit Felony	10 ATTEMPTS	2 1			2 1		

NOTE: Be sure to check for related offense codes when examining a particular type of crime. They may or may not be in sequential order or even on the same page. Offenders may have multiple dispositions.

A2

2010 Criminal Court Dispositions by Offense and Type of Disposition – All Offenses

Page 31 of 32

			DISPOSITIONS					
Compiled Laws	Offense	Max. Penalty	Total	Prison ¹	Jail	Jail/ Probation ²	Probation ²	Other ³
GRAND TOTAL			78,289	18,829	15,879	24,289	18,559	733
%				24%	20%	31%	24%	1%
VIOLATIONS ATTEMPTS			71,163	18,225	14,333	22,257	15,685	663
			7,126	604	1,546	2,032	2,874	70
750.88	Assault w/Intent to Rob While Unarmed	15 ATTEMPTS	61	26	6	20	9	
			6	2		3	1	
750.89	Assault w/Intent to Rob While Armed	LIFE ATTEMPTS	158	123		17	1	17
			2	1		1		
750.90BA	Assault - Pregnant Individual, Miscarriage/Stillbirth	15 ATTEMPTS	1	1				
750.90DA	Pregnant Indiv. - Oper. Under Infl., Miscarriage/Stillbirth	15 ATTEMPTS	2	2				
750.90E	Pregnant Indiv. - Negligent Operate MV, Miscarriage/Stillbirth	2 ATTEMPTS	2			1	1	
750.91	Homicide - Attempted Murder	LIFE ATTEMPTS	9	9				
750.92	Attempt Commit Crime	10 ATTEMPTS	2				2	
			1		1			
752.10031	Health Care Fraud - False Claim	4 ATTEMPTS	37		26	9	2	
			3				3	
752.10032	Health Care Fraud - Medically Unnecessary	4 ATTEMPTS	2		1	1		
752.10033	Health Care Fraud - False Statement	4 ATTEMPTS	2		1	1		
752.10034	Health Care Fraud - Concealing Information	4 ATTEMPTS	1				1	
752.1005	Health Care Fraud - Conspiracy	10 ATTEMPTS	2					2
752.10541	Copying Audio/Video Recordings for Gain - Misdemeanor	MISD ATTEMPTS	12				12	
752.10542	Copy Audio/Video for Gain - Felony	5 ATTEMPTS	36	5	4	5	22	
			14		2		12	
752.541	Riot	10 ATTEMPTS	2				2	
752.542	Riot - Inciting	10 ATTEMPTS	2		1	1		
752.796	Computers - Use to Violate Theft Statute	10 ATTEMPTS	1			1		
752.7971C1	Computers - Fraudulent Access, \$1K - <\$20K	5 ATTEMPTS	1	1				
752.7971D1	Computers - Fraudulent Access, \$20K or More	10 ATTEMPTS	3	3				
752.7972A	Computers - Unauthorized Access	5 ATTEMPTS	4			1	3	
			1			1		
752.7973A	Computers - Use to Commit Crime Max 1 Yr or Less	1 ATTEMPTS	8		4	2	1	1
752.7973B	Computers - Use to Commit Crime Max >1 Yrs - <2 Yrs	2 ATTEMPTS	3		1	2		
752.7973C	Computers - Use to Commit Crime Max 2 yrs - <4 yrs	4 ATTEMPTS	13	3		9	1	
			2		1		1	
752.7973D	Computers - Use to Commit Crime Max 4 yrs - <10 yrs	7 ATTEMPTS	132	52	9	53	18	
			2	2				

NOTE: Be sure to check for related offense codes when examining a particular type of crime. They may or may not be in sequential order or even on the same page. Offenders may have multiple dispositions.

A2 2010 Criminal Court Dispositions by Offense and Type of Disposition – All Offenses

Page 32 of 32

			DISPOSITIONS					
Compiled Laws	Offense	Max. Penalty	Total	Prison ¹	Jail	Jail/ Probation ²	Probation ²	Other ³
	GRAND TOTAL		78,289	18,829	15,879	24,289	18,559	733
	%			24%	20%	31%	24%	1%
	VIOLATIONS		71,163	18,225	14,333	22,257	15,685	663
	ATTEMPTS		7,126	604	1,546	2,032	2,874	70
752.7973E	Computers - Use to Commit Crime Max 10 yrs - <20 yrs	10 ATTEMPTS	8	2	2	2	2	
752.7973F	Computers - Use to Commit Crime Max 20 yrs or More	20 ATTEMPTS	29	25		3	1	
752.811A	Breaking & Entering - Coin Operated Device	3 ATTEMPTS	54	5	23	15	9	2
752.811B	Breaking & Entering - Possess Tool to Open Coin-Operated Device	3 ATTEMPTS	10	2	5	3		
752.861	Weapons - Firearms, Careless Use Cause Injury/Death	2 ATTEMPTS	1			1		
752.862-B	Weapons - Firearms, Careless Use Prop. Damage Over \$50	1 ATTEMPTS	17	2	1	7	7	
752.863A	Weapons - Firearms, Reckless Use	1 MISD ATTEMPTS	4			3	1	
767A.91A	Prosecutor's Investigative Perjury	15 ATTEMPTS	34	1	15	6	11	1
767A.91B	Prosecutor's Investigative Subpoena Perjury	LIFE ATTEMPTS	1			1		
769.10	Habitual Offender - 2nd Offense	LIFE ATTEMPTS	1	1				
769.12	Habitual Offender - 4th Offense	LIFE ATTEMPTS	1		1			
791.236	Sex Offender Reg - No Correct Adrs Before Leaving Prison	4 ATTEMPTS	3	1	1	1		
800.2811	Prisons - Furnish Contraband to Prisoner in Prison	5 ATTEMPTS	1			1		
800.2813	Prisons - Bring Contraband Into Prison	5 ATTEMPTS	11	2	1	7		1
800.2814	Prisons - Prisoner Possessing Contraband	5 ATTEMPTS	4			3	1	
800.2833	Prisons - Bring Weapon into	5 ATTEMPTS	26	9	5	10	2	
800.2834	Prisons - Prisoner Possessing Weapon	5 ATTEMPTS	2			2		
800.283A	Prisons - Furnish Cellphone to Prisoner	5 ATTEMPTS	26	23			3	
801.2621A	Jails - Bring Weapon Into	5 ATTEMPTS	5	3		1	1	
801.2622	Jails - Prisoner Possess Weapon	5 ATTEMPTS	2	1			1	
801.2631	Jails - Furnish Contraband to Prisoner	5 ATTEMPTS	75	75				
801.2632	Jails - Prisoner Possessing Contraband	5 ATTEMPTS	11	11				
			2	2				
			2	1			1	
			4	2		1	1	
			1	1				
			21	5	3	6	7	
			3	1	1	1		
			54	15	18	13	8	
			9		3	4	1	1

NOTE: Be sure to check for related offense codes when examining a particular type of crime. They may or may not be in sequential order or even on the same page. Offenders may have multiple dispositions.

¹ Includes HYTA Prison

² Includes Delayed and Suspended Sentences, HYTA Probation, and SAI Probation

³ Includes Restitution, Fines, Costs, Community Service and DHS sentences

SOURCE: OMNI BIR Extract

A2a 2010 Criminal Court Dispositions by Offense and Type of Disposition – Non-Assaultive Offenses

Page 1 of 20

			DISPOSITIONS					
Compiled Laws	Offense	Max. Penalty	Total	Prison ¹	Jail	Jail/ Probation ²	Probation ²	Other ³
GRAND TOTAL			39,912	8,857	8,479	12,778	9,397	401
		%		22%	21%	32%	24%	1%
VIOLATIONS			35,877	8,613	7,513	11,639	7,759	353
ATTEMPTS			4,035	244	966	1,139	1,638	48
21.154	Public Officer - Embezzle/Divert Tax/Public Moneys	5 ATTEMPTS	1	1				
28.173A	DNA Profiling - Refuse or Resist Providing Samples	MISD ATTEMPTS	1				1	
28.243A	Fingerprinting - Refusal	MISD ATTEMPTS	3		2	1		
28.2931	State ID Card - False Application	5 ATTEMPTS	11	3	2	4	2	
28.2951A-A	State ID Card - Alter/Forge/Use to Commit Felony	10 ATTEMPTS	2		1	1		
28.2951B-A	State ID Card - Alter/Forge/Use to Commit Felony or Misdemeanor	5 ATTEMPTS	2	1	1			
28.2953	State ID Card - Use Stolen Card to Commit Felony	VAR ATTEMPTS	3		2	1		
28.422	Weapons - Pistols, License Forgery	4 ATTEMPTS	1			1		
28.425B16	Weapons - Failure to Return Suspended/Revoked CCW License	MISD ATTEMPTS	1		1			
28.425B3	Weapons - Pistols, False Info on CCW Permit	4 ATTEMPTS	1				1	
28.425K2A	Weapons - Pistols, Carrying Concealed While Under the Influence	MISD ATTEMPTS	4		1	1	1	1
28.425K2B	Weapons/Pistols - Carry Conceal, Blood Alcohol Content >.08 - <.10 Grams	MISD ATTEMPTS	1		1			
28.5953-A	State ID Card - Counterfeit/Forged, Possession	MISD ATTEMPTS	1		1			
28.729	Sex Offender - Fail to Register	4 ATTEMPTS	456	88	156	137	64	11
28.7291A	Sex Offender - Fail to Register	4 ATTEMPTS	125	5	45	29	39	7
28.7291B	Sex Offender - Fail to Register, 2nd Offense	4 ATTEMPTS	10	3	5	1	1	
28.7291C	Sex Offender - Fail to Register, 3rd Offense	7 ATTEMPTS	4		1	1	1	1
28.7292	Sex Offenders - Failure to Comply w/ Duties	10 ATTEMPTS	49	15	18	11	5	
28.7292C	Sex Offender - Fail to Report, 3rd Offense	4 ATTEMPTS	16	4	7	5		
28.7294	Sex Offenders - Refusing/Failing to Pay Registration Fee	MISD ATTEMPTS	43		21	7	11	4
28.729B	Sex Offenders - Failure to Comply w/ Reporting Duties - 2nd Offense	4 ATTEMPTS	36	5	18	10	3	
28.7342A	Student Safety Zone - Work/Loiter	MISD ATTEMPTS	4		2	1		1
28.7342B	Student Safety Zone - Work/Loiter - 2nd Offense	MISD ATTEMPTS	3		3			
28.7352A	Student Safety Zone - Residency Violation	MISD ATTEMPTS	17		13	2	2	
			1	1			1	
			2				1	1
			8		4	4		
			1		1			

NOTE: Be sure to check for related offense codes when examining a particular type of crime. They may or may not be in sequential order or even on the same page. Offenders may have multiple dispositions.

A2a 2010 Criminal Court Dispositions by Offense and Type of Disposition – Non-Assaultive Offenses

Page 2 of 20

			DISPOSITIONS					
Compiled Laws	Offense	Max. Penalty	Total	Prison ¹	Jail	Jail/ Probation ²	Probation ²	Other ³
GRAND TOTAL			39,912	8,857	8,479	12,778	9,397	401
		%		22%	21%	32%	24%	1%
VIOLATIONS			35,877	8,613	7,513	11,639	7,759	353
ATTEMPTS			4,035	244	966	1,139	1,638	48
28.7352B	Student Safety Zone - Residency Violation - 2nd Offense	2 ATTEMPTS	1			1		
29.43	Explosives - Handling/Sale Etc., w/o Permit	MISD ATTEMPTS	2			2		
52.204	Dead Bodies - Removing w/o Medical Examiner Permission	MISD ATTEMPTS	1		1			
125.14471C1	Housing - MSHDA - False Pretenses, \$1K - <\$20K	5 ATTEMPTS	2			2		
168.7598	Election Law - Forging Signature on Absentee Ballot Application	5 ATTEMPTS	7				7	
168.932F	Election Law - Possess Absentee Ballot	5 ATTEMPTS	8				8	
168.957	Election Law - Recall Petitions - False Statements	MISD ATTEMPTS	1			1		
205.271A	Taxes - Fail to File/False Return	5 ATTEMPTS	4			1	3	
			1				1	
205.4282	Tobacco Products Tax Act Violation Felony	5 ATTEMPTS	2			1	1	
			2			1	1	
205.4283	Tobacco Products Tax Act Violations Misdemeanor	1 ATTEMPTS	3				3	
			3			1	2	
205.4284	Tobacco Products Tax Act Violations	MISD ATTEMPTS	1				1	
257.215	Operating - Unregistered Vehicle	MISD ATTEMPTS	2		2			
257.233A6	Motor Vehicles - Odometer Tampering	5 ATTEMPTS	1				1	
257.239	Motor Vehicles - Fail to Endorse/Deliver to Transferee	MISD ATTEMPTS	1				1	
257.254	Motor Vehicle Code - Intent to Pass False Title	10 ATTEMPTS	40	7	10	7	16	
			6		1		5	
257.256	License Plate/Registration/Title Unlawful Use	MISD ATTEMPTS	52		37	5	9	1
257.257	License Documents/Plates - Forgery	5 ATTEMPTS	67	10	21	9	26	1
			22		4	1	17	
257.2573	License Documents/Plates - Forgery - 3rd+ Offense	15 ATTEMPTS	1				1	
257.301	Operating - No/Multiple Licenses	MISD ATTEMPTS	31		20	5	5	1
257.31010	Driver's License - Forged, Possession	MISD ATTEMPTS	4		3	1		
			1				1	
257.3107A	Driver's License - Forge w/ Intent to Commit Crime Max 10 Yrs+	10 ATTEMPTS	4		1	2	1	
257.3107B	Driver's License - Forge w/ Intent to Commit Crime Max 6mos-<10 yrs	5 ATTEMPTS	7	3	3		1	
257.3109	Driver's License - Forged, Possession of 2 or More	5 ATTEMPTS	2	1		1		
257.311	Operate w/o License	MISD ATTEMPTS	41		22	5	6	8

NOTE: Be sure to check for related offense codes when examining a particular type of crime. They may or may not be in sequential order or even on the same page. Offenders may have multiple dispositions.

A2a 2010 Criminal Court Dispositions by Offense and Type of Disposition – Non-Assaultive Offenses

Page 3 of 20

			DISPOSITIONS					
Compiled Laws	Offense	Max. Penalty	Total	Prison ¹	Jail	Jail/ Probation ²	Probation ²	Other ³
GRAND TOTAL			39,912	8,857	8,479	12,778	9,397	401
%				22%	21%	32%	24%	1%
VIOLATIONS			35,877	8,613	7,513	11,639	7,759	353
ATTEMPTS			4,035	244	966	1,139	1,638	48
257.312	Operate w/Restricted License	MISD	38		29	7	2	
		ATTEMPTS						
257.312A	Operating - Motorcycles/Mopeds w/o Indorsement	MISD	6		1	2	2	1
		ATTEMPTS						
257.324	Operate w/Forged/Altered License/False ID	MISD	45		36	2	6	1
		ATTEMPTS						
257.326	Operate - Owner Permitting Another to Violate Motor Vehicle	MISD	1					1
		ATTEMPTS						
257.328	Motor Vehicle Code - Producing False Evidence of Insurance	MISD	10			2	7	1
		ATTEMPTS						
257.3291	Insurance Certificates - Possess/Sale of Stolen/Counterfeit	5	20		1	5	14	
		ATTEMPTS	6				6	
257.602	Police Officer - Refuse to Obey Traffic Order	MISD	5		3		2	
		ATTEMPTS						
257.617A	Fail to Stop at Personal Injury Accident	1	31		15	8	7	1
		ATTEMPTS						
257.618	Fail to Stop at Property Damage Accident (Attended Vehicle)	MISD	46	1	31	9	5	
		ATTEMPTS						
257.620	Fail to Stop after Collision	MISD	31		18	6	6	1
		ATTEMPTS						
257.621	Failure to Report Accident to Fixtures	MISD	9		5	1	3	
		ATTEMPTS						
257.622	Fail to Report Accident	MISD	11		5	6		
		ATTEMPTS						
257.624A	Alcohol - Open Container in Vehicle	MISD	108	1	68	24	8	7
		ATTEMPTS	1					1
257.624B1	Alcohol - Possession By Minor in Motor Vehicle	MISD	3		2			1
		ATTEMPTS						
257.625	Operating Vehicle Intoxicated	15	4	1		1	1	1
		ATTEMPTS						
257.6251	Operating Vehicle Intoxicated	15	3		1	2		
		ATTEMPTS						
257.6251-A	Operating Vehicle Intoxicated	MISD	412	4	189	104	108	7
		ATTEMPTS	10		4	1	5	
257.62510B	Operating Vehicle Intoxicated - 2nd Offense	1	11	1	2	8		
		ATTEMPTS						
257.62510C	Operating Vehicle Intoxicated - 3rd Offense	1	19	3	1	12	3	
		ATTEMPTS						
257.6252-A	Operating Vehicle Intoxicated	MISD	1				1	
		ATTEMPTS						
257.6253A	Operate - Impaired	MISD	138		64	35	31	8
		ATTEMPTS	4				4	
257.6256	Operating Vehicle Intoxicated, Impaired - 3rd Felony	5	2	1			1	
		ATTEMPTS						
257.6256-A	Minor Operating Vehicle, w/ Any Blood Alcohol Content	MISD	16		3	3	2	8
		ATTEMPTS						
257.6256B	Operating Vehicle Intoxicated, Contr. Sub. - 2nd Offense	1	234		81	104	44	5
		ATTEMPTS	3		1		2	

NOTE: Be sure to check for related offense codes when examining a particular type of crime. They may or may not be in sequential order or even on the same page. Offenders may have multiple dispositions.

A2a 2010 Criminal Court Dispositions by Offense and Type of Disposition – Non-Assaultive Offenses

Page 4 of 20

			DISPOSITIONS					
Compiled Laws	Offense	Max. Penalty	Total	Prison ¹	Jail	Jail/ Probation ²	Probation ²	Other ³
GRAND TOTAL			39,912	8,857	8,479	12,778	9,397	401
%				22%	21%	32%	24%	1%
VIOLATIONS			35,877	8,613	7,513	11,639	7,759	353
ATTEMPTS			4,035	244	966	1,139	1,638	48
257.6256D	Operating Vehicle Intoxicated, Contr. Sub. - 3rd Offense	5 ATTEMPTS	3,505	673	273	2,336	222	1
257.6257A1	Operating Vehicle Intoxicated, w/ Occupant <16	1 ATTEMPTS	9		2	6	1	
257.6257A2	Operating Vehicle Intoxicated, w/ Occupant <16 - 2nd+ Offense	5 ATTEMPTS	31		7	17	7	
257.6257B1	Operating Vehicle Intoxicated, Minor w/ Any BAC, Occupant <16	5 ATTEMPTS	91	16	10	54	11	
257.6258	Operating Vehicle, w/ Presence of Controlled Substance	MISD ATTEMPTS	1			1		
257.625B	OUIL	5 ATTEMPTS	68		30	20	16	2
257.626	Driving - Reckless	MISD ATTEMPTS	13		4	3	4	2
257.6985	Motor Vehicles - Use/Possession of Flashing Lights	MISD ATTEMPTS	88	1	38	19	25	5
257.903	Motor Vehicle Code, False Certification	5 ATTEMPTS	3		1		2	
257.9032	Motor Vehicle Code, False Certification - 2nd Offense	7 ATTEMPTS	26	12	4	6	4	
257.904	Operate - License Suspended/Revoked/ Denied	15 ATTEMPTS	2		1			
257.9041B	Operate - Allow Suspended/Revoked/ Denied to Operate	MISD ATTEMPTS	16		5	4	7	
257.9041C	Operate - Allow Suspended/Revoked/ Denied to Operate - 2nd+ Offense	1 ATTEMPTS	613	3	376	119	86	29
257.904A	Operating - No License for 3 Years	MISD ATTEMPTS	3		2		1	
287.6791	Animals - Dead Bodies - Violations, 30 days	MISD ATTEMPTS	767	8	521	151	68	19
316.205	Weapons - Improper Possession of Firearm in Motor Vehicle	MISD ATTEMPTS	1		1			
324.121163	Liquid Industrial Waste - General Violation	MISD ATTEMPTS	2		2			
324.20139	Hazardous Subs., Knowingly Release/ False Statement [Endanger]	2 ATTEMPTS	1				1	
324.31152A	Water Resources Protection Violation	2 ATTEMPTS	1				1	
324.401111	Wildlife Conservation Part - Taking Game From Vehicle	MISD ATTEMPTS	1					1
324.401131	Wildlife Conservation Part - Using Artificial Light/Weapon	MISD ATTEMPTS	2			1		
324.40116	Wildlife Conservation Part - Failure to Wear Hunter Orange	MISD ATTEMPTS	3		2	1		
324.401181	Wildlife Conservation Part - General Violations	MISD ATTEMPTS	3		2			1
324.401183	Wildlife Conservation Part - Taking Deer/Bear/Turkeys	MISD ATTEMPTS	5		2			3
			1		1			

NOTE: Be sure to check for related offense codes when examining a particular type of crime. They may or may not be in sequential order or even on the same page. Offenders may have multiple dispositions.

A2a 2010 Criminal Court Dispositions by Offense and Type of Disposition – Non-Assaultive Offenses

Page 5 of 20

			DISPOSITIONS					
Compiled Laws	Offense	Max. Penalty	Total	Prison ¹	Jail	Jail/ Probation ²	Probation ²	Other ³
GRAND TOTAL			39,912	8,857	8,479	12,778	9,397	401
%				22%	21%	32%	24%	1%
VIOLATIONS			35,877	8,613	7,513	11,639	7,759	353
ATTEMPTS			4,035	244	966	1,139	1,638	48
324.435231	Hunting & Fishing License Part - Hunting Small Game w/o License	MISD ATTEMPTS	1			1		
324.435261	Hunting & Fishing License Part - Hunting Deer w/o License	MISD ATTEMPTS	3		3			
324.487031	Use Illegal Fishing Devices	MISD ATTEMPTS	1		1			
324.731021	Trespass, Recreational Trespass Law	MISD ATTEMPTS	1				1	
324.80319	Watercraft - Forged Title Violations - 1 Year Misd	MISD ATTEMPTS	1			1		
324.81122	ORV - Operating on Highway or Right-of-Way	MISD ATTEMPTS	3			1		2
324.811331	ORV - Operate, Trespass	MISD ATTEMPTS	1				1	
324.81140A2A	ORV - Operate, License Suspended/ Revoked	MISD ATTEMPTS	1		1			
324.89052	Litter - Infectious Waste	2 ATTEMPTS	1			1		
328.2161	Funeral Contracts - Unregistered Provider	MISD ATTEMPTS	2		2			
328.2321	Funeral Contracts - Conversion	5 ATTEMPTS	5	1			4	
333.16294	Health Profession - Unauthorized Practice Felony	4 ATTEMPTS	2			2		
338.823-A	Private Detectives - No License	4 ATTEMPTS	1		1			1
339.6013	Occupational Code - Performing Occupation w/o License - 1st Offense	MISD ATTEMPTS	5			1	3	1
339.6016A	Unlicensed Residential Builder	1 ATTEMPTS	2		2			
339.6016B	Unlicensed Residential Builder - 2nd Offense	2 ATTEMPTS	1			1		
400.273	Charitable Solicitations - No License Application	MISD ATTEMPTS	1			1		
400.287	Charitable Solicitations - Professional Fundraisers/Solicitors, No License	MISD ATTEMPTS	1			1		
400.601-A	Fraud - Welfare, \$500 or Less	4 ATTEMPTS	7		2	1	4	
400.601-B	Fraud - Welfare, Over \$500	4 ATTEMPTS	47	3	8	20	16	
400.602-A	Fraud - Welfare, Failure to Inform, \$500 or Less	MISD ATTEMPTS	11		2	5	4	
400.602-B	Fraud - Welfare, Failure to Inform, Over \$500	4 ATTEMPTS	10		3	1	6	
400.6032	Medicaid Fraud - False Statement To Determine Benefit Rights	4 ATTEMPTS	1			1		1
400.6071	Medicaid Fraud - False Claim	4 ATTEMPTS	160	2	11	31	114	2
			28		3	9	13	3
			4			4		
			2			2		

NOTE: Be sure to check for related offense codes when examining a particular type of crime. They may or may not be in sequential order or even on the same page. Offenders may have multiple dispositions.

A2a 2010 Criminal Court Dispositions by Offense and Type of Disposition – Non-Assaultive Offenses

Page 6 of 20

			DISPOSITIONS					
Compiled Laws	Offense	Max. Penalty	Total	Prison ¹	Jail	Jail/ Probation ²	Probation ²	Other ³
GRAND TOTAL			39,912	8,857	8,479	12,778	9,397	401
		%		22%	21%	32%	24%	1%
VIOLATIONS			35,877	8,613	7,513	11,639	7,759	353
ATTEMPTS			4,035	244	966	1,139	1,638	48
421.54BIIC	Unemployment Comp. Fraud, False Statement/Misrep. - No Loss	2 ATTEMPTS	1				1	
432.2181	Gambling Operations - Felony Violations	10 ATTEMPTS	3				2	1
432.2182	Gambling Activities - Felony Violations	10 ATTEMPTS	3		1		2	
432.30	Lottery - Forge/Counterfeit Ticket	5 ATTEMPTS	3		1		2	
433.12	Animals - Running At Large	MISD ATTEMPTS	1				1	
436.1203	Alcohol - Sale/Deliver/Import w/o License	1 ATTEMPTS	2				2	
436.16131	Alcohol - Furnishing Place for Consideration (1 Yr Felony)	MISD ATTEMPTS	1		1			
436.17011-A	Alcohol - Sell/Furnish to Minor	MISD ATTEMPTS	20		17	2	1	
436.17031A	Alcohol - Purchase/Consume/ Possess by Minor	MISD ATTEMPTS	58		18	17	13	10
436.17031B	Alcohol - Purchase/Consume/ Possess by Minor - 2nd Offense	MISD ATTEMPTS	4		1	1	1	1
436.17031C	Alcohol - Purchase/Consume/ Possess by Minor - 3rd+ Offense	MISD ATTEMPTS	1		1			
440.95016	File False/Fraudulent Financial Statement	5 ATTEMPTS	1			1		
445.4083	Second Hand Dealer - Buy/Sell Stolen Utility Co. Scrap Metal	5 ATTEMPTS	5			1	4	
445.4332	Buy/Sell Stolen Non Ferrous Metals - 1st Offense	5 ATTEMPTS	8	2		1	5	
445.65	Identity Theft	5 ATTEMPTS	5			3	2	
445.67	Identity Theft - Obtain/Possess/ Transfer ID w/Intent	5 ATTEMPTS	395	76	73	116	129	1
500.2062	Insurance - File False Reports	MISD ATTEMPTS	24	1	8	8	7	
500.3101A	Motor Vehicle - Operating w/o Valid Insurance	MISD ATTEMPTS	54	9	8	25	12	
500.3102	Motor Vehicle - Operating w/o Security	MISD ATTEMPTS	2	1		1		
500.45111	Insurance - Fraudulent Acts	4 ATTEMPTS	1				1	
500.45112	Insurance Fraud - Conspiracies	10 ATTEMPTS	1					
570.111010B1	Contractor - False Sworn Statements, \$200 - <\$1K	MISD ATTEMPTS	1				1	
570.152	Contractor - Fraudulent Use of Building Contract Fund	3 ATTEMPTS	27		19	2	4	2
600.2950	Domestic Violence - Personal Protection Order	MISD ATTEMPTS	35	6	3	12	14	
			5		1	1	3	
			1			1		
			2			1	1	
			14	2	2	6	3	1
			2			2		

NOTE: Be sure to check for related offense codes when examining a particular type of crime. They may or may not be in sequential order or even on the same page. Offenders may have multiple dispositions.

A2a 2010 Criminal Court Dispositions by Offense and Type of Disposition – Non-Assaultive Offenses

Page 7 of 20

			DISPOSITIONS					
Compiled Laws	Offense	Max. Penalty	Total	Prison ¹	Jail	Jail/ Probation ²	Probation ²	Other ³
	GRAND TOTAL	%	39,912	8,857 22%	8,479 21%	12,778 32%	9,397 24%	401 1%
	VIOLATIONS		35,877	8,613	7,513	11,639	7,759	353
	ATTEMPTS		4,035	244	966	1,139	1,638	48
722.6335B	Child Abuse - Intentional False Report Felony	VAR ATTEMPTS	2	1		1		
722.642	Tobacco - Possession/Use by Minor	MISD ATTEMPTS	2		1	1		
750.110	Breaking & Entering - Bldg. w/Intent	15 ATTEMPTS	1,734 321	598 55	238 65	612 89	285 112	1
750.110-A	Breaking & Entering - Unoccupied Bldg. w/Intent	10 ATTEMPTS	1 4	1 3		1		
750.110A3	Home Invasion - 2nd Degree	15 ATTEMPTS	2,093 186	922 29	144 40	588 58	433 59	6
750.110A4	Home Invasion - 3rd Degree	5 ATTEMPTS	517 48	108 4	101 11	215 21	93 12	
750.111	Breaking & Entering - Entry w/o Breaking, w/Intent	5 ATTEMPTS	210 27	38 2	37 5	86 5	49 15	
750.113	Breaking & Entering - Coin Box	MISD ATTEMPTS	3			1	2	
750.115	Breaking & Entering - Illegal Entry w/o Owner's Permission/Denied	MISD ATTEMPTS	15		1	1	13	
750.115A	Illegal Entry (w/o Owners Permission)	MISD ATTEMPTS	109 2		52	19 1	33 1	5
750.115B	Breaking & Entering - Public Place Where Entry Strictly Denied	MISD ATTEMPTS	1		1			
750.116	Burglar's Tools - Possess	10 ATTEMPTS	130 8	52 2	22 3	35 2	21 1	
750.117	Public Officer - Bribery	4 ATTEMPTS	4 1			2	2 1	
750.1227A	Witness - Bribe/Intimidate/Interfere	4 ATTEMPTS	39 5	22	7	7 3	2 2	1
750.131	Check - Non-Sufficient Funds	2 ATTEMPTS	2				2	
750.1313A1	Check - Non-Sufficient Funds, Less than \$100	MISD ATTEMPTS	11		2	1	7	1
750.1313B1	Check - Non-Sufficient Funds, \$100 - <\$500	1 ATTEMPTS	32		11	6	12	3
750.1313B2	Check - Non-Sufficient Funds, \$100 - <\$500 - 3rd+ Offense	2 ATTEMPTS	4	3		1		
750.1313C	Check - Non-Sufficient Funds, \$500 or more	2 ATTEMPTS	114 8	5	18 3	54 1	34 4	3
750.131A	Check - No Account or Non-Sufficient Funds	2 ATTEMPTS	3 3		3			
750.131A1	Check - No Account	2 ATTEMPTS	280 23	34	80 2	103 9	58 12	5
750.131A2	Check - Non-Sufficient Funds, Three w/in 10 days	2 ATTEMPTS	95 1	16	24 1	36	19	
750.140	Children - Exhibition	MISD ATTEMPTS	1				1	
750.141A2	Drugs/Alcohol - Allowing Consumption by Minors	MISD ATTEMPTS	2		2			

NOTE: Be sure to check for related offense codes when examining a particular type of crime. They may or may not be in sequential order or even on the same page. Offenders may have multiple dispositions.

A2a 2010 Criminal Court Dispositions by Offense and Type of Disposition — Non-Assaultive Offenses

Page 8 of 20

			DISPOSITIONS					
Compiled Laws	Offense	Max. Penalty	Total	Prison ¹	Jail	Jail/ Probation ²	Probation ²	Other ³
	GRAND TOTAL		39,912	8,857	8,479	12,778	9,397	401
	%			22%	21%	32%	24%	1%
	VIOLATIONS		35,877	8,613	7,513	11,639	7,759	353
	ATTEMPTS		4,035	244	966	1,139	1,638	48
750.147B	Ethnic Intimidation	2	19	1	3	12	3	
	ATTEMPTS							
750.150	Children - Concealing Death of Infant Child	MISD	1		1			
	ATTEMPTS							
750.157A	Compounding Offenses	5	14	7	2	3	2	
	ATTEMPTS							
750.157AB	Conspiracy - Gamble Illegally	5	1			1		
	ATTEMPTS							
750.157N1	Financial Transaction Device - Steal/Retain w/o Consent	4	1,111	171	272	413	250	5
	ATTEMPTS		90	3	32	28	26	1
750.157N2	Financial Transaction Device - Possess Fraudulent One	4	53		10	28	15	
	ATTEMPTS		3		1		1	1
750.157P	Financial Transaction Device - Possess w/Intent to Use/Sell	4	115	13	32	38	32	
	ATTEMPTS		19		2	13	4	
750.157Q	Financial Transaction Device - Illegal Sale/Use	4	340	59	68	117	94	2
	ATTEMPTS		41	1	6	22	10	2
750.157R	Financial Transaction Device - Forge/Alter/Counterfeit	4	3			3		
	ATTEMPTS		2		1		1	
750.157S1A1	Financial Transaction Device - Use Revoked/Cancelled to Obt	MISD	1			1		
	ATTEMPTS							
750.157S1B1	Financial Transaction Device - Use Revoked/Cancelled, \$100- <\$500	1	1			1		
	ATTEMPTS							
750.157T	Financial Transaction Device - Sale of Goods or Services	4	2		2			
	ATTEMPTS		1			1		
750.157V	Financial Transaction Device - False ID	4	20	2	2	10	6	
	ATTEMPTS		3		1	1	1	
750.157W1B1	Financial Trans. Device - Fraud Withdraw/Transfer, \$200 - <\$1K	1	2			1	1	
	ATTEMPTS							
750.157W1C1	Financial Trans. Device - Fraud Withdraw/Transfer, \$1K - <\$20K	5	5	1	1	1	2	
	ATTEMPTS		4			4		
750.15911	Criminal Enterprise - Conduct	20	46	36	1	5	4	
	ATTEMPTS		4	1	3			
750.15913	Criminal Enterprise - Racketeering Proceeds	20	1	1				
	ATTEMPTS							
750.15914-A	Criminal Enterprise - Conspiracy	20	1	1				
	ATTEMPTS							
750.160	Dead Bodies - Disinterment and Mutilation	10	4	4				
	ATTEMPTS							
750.161	Desertion/Abandon/Non-Support	3	12			8	4	
	ATTEMPTS		1		1			
750.165	Child Support - Fail to Pay	4	1,250	96	143	381	626	4
	ATTEMPTS		172	5	36	42	88	1
750.167	Disorderly Person	MISD	11		3	2	6	
	ATTEMPTS							
750.1671A	Disorderly Person - Non-Support	MISD	10		2	3	3	2
	ATTEMPTS		1		1			
750.1671DB	Disorderly Person - Illegal Occupation	MISD	3			2	1	
	ATTEMPTS							

NOTE: Be sure to check for related offense codes when examining a particular type of crime. They may or may not be in sequential order or even on the same page. Offenders may have multiple dispositions.

A2a 2010 Criminal Court Dispositions by Offense and Type of Disposition – Non-Assaultive Offenses

Page 9 of 20

			DISPOSITIONS					
Compiled Laws	Offense	Max. Penalty	Total	Prison ¹	Jail	Jail/ Probation ²	Probation ²	Other ³
GRAND TOTAL			39,912	8,857	8,479	12,778	9,397	401
%				22%	21%	32%	24%	1%
VIOLATIONS			35,877	8,613	7,513	11,639	7,759	353
ATTEMPTS			4,035	244	966	1,139	1,638	48
750.1671E	Disorderly Person - Drunk	MISD	35		19	6	9	1
		ATTEMPTS						
750.1671J	Disorderly Person - Loitering about Illegal Business	MISD	8		3		3	2
		ATTEMPTS						
750.1671L	Disorderly Person - Jostling	MISD	15		4	2	7	2
		ATTEMPTS						
750.170	Disturbing the Peace	MISD	49		26	4	14	5
		ATTEMPTS	1		1			
750.174	Embezzle - Agent or Trustee	10	1		1			
		ATTEMPTS						
750.1742	Embezzlement - Less Than \$200	MISD	7		2	1	4	
		ATTEMPTS						
750.1743A	Embezzle - Agent or Trustee \$200 - <\$1K	1	51		9	10	28	4
		ATTEMPTS						
750.1744A	Embezzle - Agent or Trustee, \$1K - <\$20K	5	300	11	37	113	136	3
		ATTEMPTS	67	1	9	26	30	1
750.1744B	Embezzle - Agent or Trustee, \$200 - <\$1K - 2nd+ Offense	5	4	2			2	
		ATTEMPTS						
750.1744C	Embezzle - \$200 - <\$1K from Non-Profit or Charity	5	1			1		
		ATTEMPTS						
750.1745A	Embezzle - Agent or Trustee, \$20K - <\$50K	10	59	11	3	25	20	
		ATTEMPTS	4				4	
750.1745C	Embezzle - \$1K - <\$20K from Non-Profit or Charity	10	9			5	4	
		ATTEMPTS	3			2	1	
750.1746	Embezzle - \$50K - <\$100K	15	32	11		11	10	
		ATTEMPTS						
750.1747	Embezzlement - \$100K or More	15	26	23		2	1	
		ATTEMPTS	1			1		
750.174A	Embezzlement - From Vulnerable Adult	10	1				1	
		ATTEMPTS						
750.174A2	Embezzlement - From Vulnerable Adult, Less than \$200	MISD	1			1		
		ATTEMPTS						
750.174A3A	Embezzlement - From Vulnerable Adult, \$200 - <\$1K	1	12		1	1	10	
		ATTEMPTS						
750.174A4A	Embezzlement - From Vulnerable Adult, \$1K - <\$20K	5	31	8	1	8	13	1
		ATTEMPTS	12	1	1	6	4	
750.174A5A	Embezzlement - From Vulnerable Adult, \$20K or More	10	7	1		2	4	
		ATTEMPTS	1	1				
750.175	Embezzle - Public Official, Over \$50	10	12			6	6	
		ATTEMPTS						
750.180	Embezzle - Financial Institutions	20	11			7	4	
		ATTEMPTS	1				1	
750.182A	Schools - Falsifying Records High Court Misd.	2	1			1		
		ATTEMPTS						
750.183-A	Escape - Aiding Prisoner - Felony	7						
		ATTEMPTS	1			1		
750.186A	Escape - Juvenile Facility	4	8	5	1	1	1	
		ATTEMPTS	1			1		

NOTE: Be sure to check for related offense codes when examining a particular type of crime. They may or may not be in sequential order or even on the same page. Offenders may have multiple dispositions.

A2a 2010 Criminal Court Dispositions by Offense and Type of Disposition – Non-Assaultive Offenses

Page 10 of 20

			DISPOSITIONS					
Compiled Laws	Offense	Max. Penalty	Total	Prison ¹	Jail	Jail/ Probation ²	Probation ²	Other ³
GRAND TOTAL			39,912	8,857	8,479	12,778	9,397	401
%				22%	21%	32%	24%	1%
VIOLATIONS			35,877	8,613	7,513	11,639	7,759	353
ATTEMPTS			4,035	244	966	1,139	1,638	48
750.193	Escape - Prison	5	7	6	1			
ATTEMPTS								
750.1951	Escape - From Misdemeanor Jail Sentence	2	9	2	3	3	1	
ATTEMPTS								
750.1952	Escape - From Felony Jail Sentence	4	17	10	5	2		
ATTEMPTS			3	1	1	1		
750.1971	Escape - Awaiting Trial for Misdemeanor	2	2			1	1	
ATTEMPTS								
750.1972	Escape - Awaiting Trial for Felony	4	18	13	3	1	1	
ATTEMPTS			1		1			
750.197A	Escape - Lawful Custody	1	7		5	2		
ATTEMPTS			1		1			
750.1992	Harboring Misdemeanants	MISD	5		2	2	1	
ATTEMPTS								
750.1993	Harboring Felons	4	12		3	2	7	
ATTEMPTS			6		1	2	2	1
750.199A	Bond - Abscond or Forfeit	4	81	30	26	22	3	
ATTEMPTS			15	1	11	3		
750.215	False Personation of Public Officer	MISD	1			1		
ATTEMPTS								
750.2153	Impersonate Peace Officer to Commit Crime	4	14	4		8	2	
ATTEMPTS								
750.217	Obstruct Officer By Disguise	1	3		1	1	1	
ATTEMPTS								
750.217E	Impersonating FIA Employee	2	1		1			
ATTEMPTS								
750.217F	Impersonate Firefighter/ Emergency Medical Personnel	2	2			1	1	
ATTEMPTS								
750.218	False Pretenses w/Intent to Defraud	10	1				1	
ATTEMPTS								
750.218-A	False Pretenses - \$100 or Less	1	1				1	
ATTEMPTS								
750.218-B	False Pretenses - Over \$100	10	1		1			
ATTEMPTS			1		1			
750.2183	False Pretenses - Less Than \$200	MISD	11		2	2	7	
ATTEMPTS			3			2	1	
750.2183A	False Pretenses - \$200 - <\$1K	1	82		18	14	45	5
ATTEMPTS			2		1		1	
750.2184A	False Pretenses - \$1K - <\$20K	5	187	39	18	69	60	1
ATTEMPTS			41	2	12	14	13	
750.2184B	False Pretenses - \$200 - <\$1K - 2nd+ Offense	5	3	1		1	1	
ATTEMPTS								
750.2185A	False Pretenses - \$20K or More	10	61	19	6	14	22	
ATTEMPTS			8	1	1	2	4	
750.219	False Statements - Financial Condition	MISD	6				5	1
ATTEMPTS								
750.219E	Financial Institution - Unauthorized Credit Application	4	13	2	1	8	2	
ATTEMPTS								

NOTE: Be sure to check for related offense codes when examining a particular type of crime. They may or may not be in sequential order or even on the same page. Offenders may have multiple dispositions.

A2a 2010 Criminal Court Dispositions by Offense and Type of Disposition – Non-Assaultive Offenses

Page 11 of 20

			DISPOSITIONS					
Compiled Laws	Offense	Max. Penalty	Total	Prison ¹	Jail	Jail/ Probation ²	Probation ²	Other ³
GRAND TOTAL			39,912	8,857	8,479	12,778	9,397	401
%				22%	21%	32%	24%	1%
VIOLATIONS			35,877	8,613	7,513	11,639	7,759	353
ATTEMPTS			4,035	244	966	1,139	1,638	48
750.220	False Statement - Credit Application	MISD	1				1	
		ATTEMPTS						
750.2231	Weapons - Firearms - Sale w/o Compliance, Pistol	MISD	1				1	
		ATTEMPTS						
750.2241-A	Weapons - Dangerous Weapon, Misc.	5	58	9	18	12	18	1
		ATTEMPTS	13		3	3	7	
750.2241-B	Weapons - Dangerous Weapon, Gas Ejecting Device	5	2	1	1			
		ATTEMPTS						
750.224A	Weapons - Taser, Possession or Sale	4	34	4	9	10	9	2
		ATTEMPTS	12		4	1	6	1
750.224B	Weapons - Firearms, Short-Barrel Shotgun/Rifle	5	75	22	6	22	24	1
		ATTEMPTS	7		2	1	4	
750.224F	Weapons - Firearms, Possession by Felon	5	891	497	114	138	130	12
		ATTEMPTS	22	1	10	9	1	1
750.226	Weapons - Dangerous Weapon, Carry w/Unlawful Intent	5	104	39	10	28	24	3
		ATTEMPTS	7	1	2	4		
750.226A	Weapons - Switchblade, Possession or Sale	1	26		8	7	10	1
		ATTEMPTS						
750.227	Weapons - Carry Concealed	5	1,257	271	224	315	442	5
		ATTEMPTS	698	8	92	80	514	4
750.227B	Weapons - Felony Firearm	10	2				2	
		ATTEMPTS						
750.227B-A	Weapons - Felony Firearm	2	1,736	1,664	4	9	56	3
		ATTEMPTS	11		3	2	4	2
750.227B-B	Weapons - Felony Firearm - 2nd Offense	5	96	96				
		ATTEMPTS						
750.227B-C	Weapons - Felony Firearm - 3rd Offense	10	4	4				
		ATTEMPTS						
750.227C	Weapons - Firearms, Possess Loaded in Vehicle	2	60	6	7	20	26	1
		ATTEMPTS	14		1	4	9	
750.227D	Weapons - Firearms, Improper Possession in Vehicle	MISD	6		3	1	2	
		ATTEMPTS						
750.227F	Body Armor - Wear During Violent Crime	4	1	1				
		ATTEMPTS						
750.227G9A	Weapons - Body Armor - Possess/Use by Violent Felon	4	3	1	2			
		ATTEMPTS						
750.227G9B	Weapons - Body Armor - Possess/Use w/o Written Permission in Possession	MISD	2		1		1	
		ATTEMPTS						
750.228	Weapons - Firearms, Safety Inspection Violation [Repealed]	MISD	5		2		3	
		ATTEMPTS						
750.230	Weapons - Firearms, Alter ID Marks	2	6	1	1	2	2	
		ATTEMPTS						
750.232A	Weapons - Firearms, False Application	4	4			2	2	
		ATTEMPTS						
750.232A1	Weapons - Firearms - Purchasing w/o License	MISD	12		5	1	4	2
		ATTEMPTS						
750.234D	Weapons - Firearms, Possess on Restricted Premises	MISD	2				1	1
		ATTEMPTS						

NOTE: Be sure to check for related offense codes when examining a particular type of crime. They may or may not be in sequential order or even on the same page. Offenders may have multiple dispositions.

A2a 2010 Criminal Court Dispositions by Offense and Type of Disposition – Non-Assaultive Offenses

Page 12 of 20

			DISPOSITIONS					
Compiled Laws	Offense	Max. Penalty	Total	Prison ¹	Jail	Jail/ Probation ²	Probation ²	Other ³
GRAND TOTAL			39,912	8,857	8,479	12,778	9,397	401
%				22%	21%	32%	24%	1%
VIOLATIONS			35,877	8,613	7,513	11,639	7,759	353
ATTEMPTS			4,035	244	966	1,139	1,638	48
750.234E	Weapons - Firearms - Brandishing in Public	MISD ATTEMPTS	54		9	4	39	2
750.237A1	Weapon - Free School Zones, General Felony Violations	5 ATTEMPTS	10	1	1	2	6	
750.237A2	Weapon - Free School Zones, General Misdemeanor	MISD ATTEMPTS	4		2		2	
750.243A	Fireworks - Possession	MISD ATTEMPTS	1					1
750.248	Forgery	14 ATTEMPTS	226	45	48	83	49	1
750.248A	Financial Transaction Device - Utter & Publish	4 ATTEMPTS	14	1	6	6	1	
750.249	Utter & Publish	14 ATTEMPTS	5			1	4	
750.249A	Financial Transaction Device - Forgery	4 ATTEMPTS	4			3	1	
750.250	Forge State Warrant	7 ATTEMPTS	1,883	351	391	659	474	8
750.251	Forge Bank Bills/Promissory Notes	7 ATTEMPTS	362	26	105	88	140	3
750.252	Utter & Publish - Possess Counterfeit Note w/Intent	7 ATTEMPTS	1				1	
750.253	Utter & Publish - Counterfeit Bills/Notes	5 ATTEMPTS	2			1	1	
750.254	Utter & Publish - Possess Counterfeit Bank/State/Bills	5 ATTEMPTS	2	1			1	
750.255	Counterfeiting - Possess Tools	10 ATTEMPTS	3		1		2	
750.260	Counterfeiting - Coins/Possess 5 or more	LIFE ATTEMPTS	64	9	13	24	18	
750.261	Counterfeiting - Coins/Possess Less than 5	10 ATTEMPTS	11		2	4	5	
750.273	Fraud - Obtain Signature to Financial Document	10 ATTEMPTS	12	3	3	1	5	
750.280	Fraud - Common Law	10 ATTEMPTS	2		2			
750.282-B	Public Utility - Fraudulent Use, Over \$500	4 ATTEMPTS	2			1	1	
750.282B	Public Utility - Fraudulent Use, Over \$500	4 ATTEMPTS	5			3	2	
750.285	Obtain Personal Identity Info w/o Permission	5 ATTEMPTS	10		1	6	3	
750.292	Innkeeper - Defrauding	4 ATTEMPTS	4		1	2	1	
750.300A	Food Stamps - Fraud	10 ATTEMPTS	3			1	2	
750.300A1A	Food Stamps - Fraud, \$250 or Less	10 ATTEMPTS	2		1	1		
			1				1	

NOTE: Be sure to check for related offense codes when examining a particular type of crime. They may or may not be in sequential order or even on the same page. Offenders may have multiple dispositions.

A2a 2010 Criminal Court Dispositions by Offense and Type of Disposition — Non-Assaultive Offenses

Page 13 of 20

			DISPOSITIONS					
Compiled Laws	Offense	Max. Penalty	Total	Prison ¹	Jail	Jail/ Probation ²	Probation ²	Other ³
GRAND TOTAL			39,912	8,857	8,479	12,778	9,397	401
%				22%	21%	32%	24%	1%
VIOLATIONS			35,877	8,613	7,513	11,639	7,759	353
ATTEMPTS			4,035	244	966	1,139	1,638	48
750.300A1B	Food Stamps - Fraud, Greater than \$250-<\$1K	5 ATTEMPTS	1	1				
750.300A1C	Food Stamps - Fraud Over \$1K	10 ATTEMPTS	5				5	
750.301	Gambling - Take Bets	1 ATTEMPTS	2		1	1		
750.302-A	Gambling House - Keeping	MISD ATTEMPTS	1				1	
750.303-A	Gambling House - Maintain for Gain	2 ATTEMPTS	4			1	2	1
750.303-B	Gambling House - Permit for Gain	2 ATTEMPTS	5				3	2
750.356	Larceny	10 ATTEMPTS	2		1	1		
750.356-A	Larceny - Over \$100 (obsolete)	5 ATTEMPTS	1		1			
750.3562A	Larceny - \$20K or More	10 ATTEMPTS	21	6	4	8	3	
750.3562B	Larceny - \$1K - <\$20K - 3rd+ Offense	10 ATTEMPTS	4			2	2	
750.3563A	Larceny - \$1K - <\$20K	5 ATTEMPTS	1	1				
750.3563B	Larceny - \$200 - <\$1K - 2nd+ Offense	5 ATTEMPTS	312	61	71	114	65	1
750.3564A	Larceny - \$200 - < \$1K	1 ATTEMPTS	40	2	10	15	13	
750.3564B	Larceny - Less Than \$1K - 2nd+ Offense	MISD ATTEMPTS	12		5	5	1	1
750.3565	Larceny - Less Than \$200	MISD ATTEMPTS	1	1				
750.356A	Larceny - From Motor Vehicle	10 ATTEMPTS	181		69	52	50	10
750.356A-A	Larceny - From Motor Vehicle	5 ATTEMPTS	3		1	1	1	
750.356A1	Larceny - From Motor Vehicle	5 ATTEMPTS	79	2	39	12	22	4
750.356A2A	Breaking & Entering - Vehicle/Semi-Trailer/House Trailer, <\$200	MISD ATTEMPTS	1					1
750.356A2B1	Breaking & Entering - Vehicle/Semi-Trailer/House Trailer, \$200 - <\$1K	1 ATTEMPTS	20	5	3	10	2	
750.356A2B2	Breaking & Entering - Vehicle/Semi-Trailer/House Trailer - 2nd+ Offense	1 ATTEMPTS	2		1	1		
750.356A2C1	Breaking & Entering - Vehicle/Semi-Trailer/House Trailer, \$1K - <\$20K	5 ATTEMPTS	3				3	
750.356A2C2	Breaking & Entering - Vehicle/Semi-House Trailer, \$200-<\$1K - 2nd+Ofns	5 ATTEMPTS	960	107	198	404	241	10
750.356A2D1	Breaking & Entering - Vehicle/Semi-Trailer/House Trailer, \$20K or More	10 ATTEMPTS	84	8	25	31	20	

NOTE: Be sure to check for related offense codes when examining a particular type of crime. They may or may not be in sequential order or even on the same page. Offenders may have multiple dispositions.

A2a 2010 Criminal Court Dispositions by Offense and Type of Disposition – Non-Assaultive Offenses

Page 14 of 20

			DISPOSITIONS					
Compiled Laws	Offense	Max. Penalty	Total	Prison ¹	Jail	Jail/ Probation ²	Probation ²	Other ³
GRAND TOTAL			39,912	8,857	8,479	12,778	9,397	401
%				22%	21%	32%	24%	1%
VIOLATIONS			35,877	8,613	7,513	11,639	7,759	353
ATTEMPTS			4,035	244	966	1,139	1,638	48
750.356A3	Breaking & Entering - Vehicle Semi-Trailer/House Trailer, w/ Damage	5 ATTEMPTS	317 35	76 1	58 10	91 10	92 14	
750.356AB	Larceny From Motor Vehicle, Over \$5	5 ATTEMPTS	1		1			
750.356B	Breaking & Entering - Coin Telephone	4 ATTEMPTS	4 1		4		1	
750.356C	Retail Fraud - 1st Degree	5 ATTEMPTS	1,030 51	325 2	257 18	293 15	153 15	2 1
750.356D	Retail Fraud - 2nd Degree	1 ATTEMPTS	133 1	1	70	28	31 1	3
750.356D4	Retail Fraud - 3rd Degree	MISD ATTEMPTS	107 2		62 1	26 1	16	3
750.357	Larceny from Person	10 ATTEMPTS	402 50	152 3	70 14	114 19	66 14	
750.357A	Larceny of Livestock	4 ATTEMPTS	2				2	
750.357B	Weapons - Firearms - Larceny	5 ATTEMPTS	123 6	53	16 2	40 3	14 1	
750.359	Larceny - From Vacant Building	MISD ATTEMPTS	7		2	3	1	1
750.360	Larceny in Building	4 ATTEMPTS	2,049 455	334 13	500 140	774 216	433 79	8 7
750.360A2A	Theft Detection Device - Deactivate/Remove	MISD ATTEMPTS	15		5	9	1	
750.362	Larceny By Conversion	10 ATTEMPTS	2			1	1	
750.362-A	Larceny By Conversion Over \$100 (obsolete)	5 ATTEMPTS	1				1	
750.3622A	Larceny by Conversion, \$20K or More	10 ATTEMPTS	13 1	7		5	1 1	
750.3622B	Larceny By Conversion, \$1K - <\$20K - 3rd+ Offense	10 ATTEMPTS	1	1				
750.3623A	Larceny By Conversion, \$1K - <\$20K	5 ATTEMPTS	90 14	21 2	10 3	30 4	29 5	
750.3623B	Larceny By Conversion, \$200 - <\$1K - 2nd+ Offense	5 ATTEMPTS	1			1		
750.3624A	Larceny - By False Personation, \$200 - <\$1K	MISD ATTEMPTS	19		4	8	7	
750.3625	Larceny - By Conversion, Less than \$200	MISD ATTEMPTS	4			3	1	
750.362A2A	Fail to Return Rented Property, \$20K or More	10 ATTEMPTS	5 2		1	1	3 2	
750.362A3A	Fail to Return Rented Property, \$1K - <\$20K	5 ATTEMPTS	25 3	1	6 2	9 1	9	
750.362A4A	Failure to Return Rented Property - 1 Year Misd.	MISD ATTEMPTS	4		3		1	
750.3632A	Larceny by False Personation, \$20K or More	10 ATTEMPTS	1			1		

NOTE: Be sure to check for related offense codes when examining a particular type of crime. They may or may not be in sequential order or even on the same page. Offenders may have multiple dispositions.

A2a 2010 Criminal Court Dispositions by Offense and Type of Disposition — Non-Assaultive Offenses

Page 15 of 20

			DISPOSITIONS					
Compiled Laws	Offense	Max. Penalty	Total	Prison ¹	Jail	Jail/ Probation ²	Probation ²	Other ³
GRAND TOTAL			39,912	8,857	8,479	12,778	9,397	401
		%		22%	21%	32%	24%	1%
VIOLATIONS			35,877	8,613	7,513	11,639	7,759	353
ATTEMPTS			4,035	244	966	1,139	1,638	48
750.3633A	Larceny by False Personation, \$1K - <\$20K	5 ATTEMPTS	6	1		5		
750.3634A	Larceny- By False Personation, \$200 - <\$1K	MISD ATTEMPTS	2		2			
750.3673A	Larceny - Trees & Shrubs, \$1K - <\$20K	5 ATTEMPTS	1	1				
750.370	Slander	MISD ATTEMPTS	1			1		
750.377A	Malicious Destruction Pers. Prop.	10 ATTEMPTS	1		1			
750.377A1A1	Malicious Destruction Pers. Prop., \$20K Or More	10 ATTEMPTS	6			5	1	
750.377A1B1	Malicious Destruction Pers. Prop., \$1K - <\$20K	5 ATTEMPTS	255 38	29	50 6	111 15	65 16	1
750.377A1B2	Malicious Destruction Pers. Prop., \$200 - <\$1K - 2nd+ Offense	5 ATTEMPTS	3	2	1			
750.377A1C1	Malicious Destruction Pers. Prop., \$200 - <\$1K	1 ATTEMPTS	137 3		44 1	47 1	43	3
750.377A1C2	Malicious Destruction Pers. Prop., Under \$200 - 2nd Offense	MISD ATTEMPTS	1				1	
750.377A1D	Malicious Destruction Pers. Prop., Under \$200	MISD ATTEMPTS	45 2		17	9 2	17	2
750.379	Malicious Destruction of Prop., Bridges/Railroads/Locks	4 ATTEMPTS	2			2		
750.3802A	Malicious Destruction of Bldg., \$20K or More	10 ATTEMPTS	2	1		1		
750.3803A	Malicious Destruction of Bldg., \$1K - <\$20K	5 ATTEMPTS	111 10	18	14 5	47 4	32 1	
750.3804A	Malicious Destruction of Bldg., \$200 - <\$1K	1 ATTEMPTS	57	1	20	11	23	2
750.3805	Malicious Destruction of Bldg., <\$200	MISD ATTEMPTS	37 1		16 1	12	9	
750.380A	Malicious Destruction of Bldg., Over \$100 (Obsolete)	4 ATTEMPTS	1 1		1		1	
750.381	Malicious Destruction of Bldg., Gates/Fences	MISD ATTEMPTS	2			1	1	
750.382	Mal. Destr. Trees/Shrubs/Crops/ Grass/Turf/Soil	10 ATTEMPTS	1				1	
750.3821A	Malicious Destruction of Property - Trees, Shrubs, Crops, Grass, Soil	MISD ATTEMPTS	5		1	3	1	
750.3821B1	Mal. Destr. Trees/Shrubs/etc. \$200 - < \$1K	1 ATTEMPTS	4		1	3		
750.3821C1	Mal. Destr. Trees/Shrubs/etc. \$1K - <\$20K	5 ATTEMPTS	5			1	4	
750.383A	Malicious Destruction of Prop., Utility Prop.	4 ATTEMPTS	58 16	4	6 2	10 1	38 13	
750.3875A	Malicious Destruction of Tombs/ Memorials, \$1K - <\$20K	5 ATTEMPTS	1			1		

NOTE: Be sure to check for related offense codes when examining a particular type of crime. They may or may not be in sequential order or even on the same page. Offenders may have multiple dispositions.

A2a 2010 Criminal Court Dispositions by Offense and Type of Disposition — Non-Assaultive Offenses

Page 16 of 20

			DISPOSITIONS					
Compiled Laws	Offense	Max. Penalty	Total	Prison ¹	Jail	Jail/ Probation ²	Probation ²	Other ³
GRAND TOTAL			39,912	8,857	8,479	12,778	9,397	401
%				22%	21%	32%	24%	1%
VIOLATIONS			35,877	8,613	7,513	11,639	7,759	353
ATTEMPTS			4,035	244	966	1,139	1,638	48
750.411A	False Report of Crime	10	1				1	
		ATTEMPTS	1				1	
750.411A1A	False Report of Misdemeanor	MISD	34		8	9	12	5
		ATTEMPTS						
750.411A1B	False Report of Felony	4	201	21	30	71	78	1
		ATTEMPTS	59	3	17	21	15	3
750.411A3A	False Report/Threat of Bomb/ Harmful Device	4	14	3	4	3	4	
		ATTEMPTS	1		1			
750.411N	Money Laundering - 2nd Degree	10	2	1		1		
		ATTEMPTS						
750.411U	Gang Membership - Assoc/Member Commit/Attempt Felony	20	3	3				
		ATTEMPTS						
750.411V1	Gang Recruitment	5	1	1				
		ATTEMPTS						
750.413	Motor Vehicle - Unlawful Drive Away	5	741	235	153	211	141	1
		ATTEMPTS	116	17	38	33	28	
750.414	Motor Vehicle - Unlawful Use	2	364	31	158	113	57	5
		ATTEMPTS	20		9	7	4	
750.414A	Motor Vehicle - Possess Master Key	MISD	4		2	1	1	
		ATTEMPTS						
750.4152	Motor Vehicle - Conceal/Misrep. Identity to Mislead	4	24	1	12	2	9	
		ATTEMPTS						
750.4155	Motor Vehicle - Possess/Deliver - ID Plates or Labels	4	4	2	2			
		ATTEMPTS						
750.4156	Motor Vehicle - Buy/Receive Part w/ ID Removed/Altered	10	2		1	1		
		ATTEMPTS	1	1				
750.416	Motor Vehicle - Tampering	MISD	4		2		2	
		ATTEMPTS						
750.422-A	Perjury - Court Proceeding, Capital Crime	LIFE	1			1		
		ATTEMPTS						
750.422-B	Perjury - Court Proceeding	15	5	1		2	2	
		ATTEMPTS	2			2		
750.423	Perjury - Other Than Court Proceeding	15	1	1				
		ATTEMPTS						
750.424-B	Perjury - Subornation, Court Proceeding	15	1	1				
		ATTEMPTS	1				1	
750.425-B	Perjury - Incite/Procure, Court Proceeding	5	4	1	2	1		
		ATTEMPTS						
750.4363A	Poisoning - Malicious False Statement	4	1			1		
		ATTEMPTS						
750.439	Polygamy	4	1			1		
		ATTEMPTS	1		1			
750.448	Prostitution - Accost and Solicit	MISD	15		10		3	2
		ATTEMPTS						
750.451-B	Prostitution - 3rd Offense	2	1			1		
		ATTEMPTS						
750.451-C	Prostitution - 2nd Offense	MISD	2		1			1
		ATTEMPTS						

NOTE: Be sure to check for related offense codes when examining a particular type of crime. They may or may not be in sequential order or even on the same page. Offenders may have multiple dispositions.

A2a 2010 Criminal Court Dispositions by Offense and Type of Disposition — Non-Assaultive Offenses

Page 17 of 20

			DISPOSITIONS					
Compiled Laws	Offense	Max. Penalty	Total	Prison ¹	Jail	Jail/ Probation ²	Probation ²	Other ³
GRAND TOTAL			39,912	8,857	8,479	12,778	9,397	401
%				22%	21%	32%	24%	1%
VIOLATIONS			35,877	8,613	7,513	11,639	7,759	353
ATTEMPTS			4,035	244	966	1,139	1,638	48
750.451-D	Prostitution - 3rd+ Offense	2	50	7	33	7	2	1
ATTEMPTS								
750.452	Prostitution - Keeping House of	5	1				1	
ATTEMPTS			1		1			
750.457	Prostitution - Accept Earnings	20	4			2	2	
ATTEMPTS			1		1			
750.478	Public Officer - Wilfull Neglect of Duty	MISD	4				4	
ATTEMPTS								
750.478A2	Public Officer - Attempt to Obstruct Official Duties	2	1				1	
ATTEMPTS								
750.483	Sheriff - Refusing to Aid	MISD	3		2		1	
ATTEMPTS								
750.483A2A	Interfering w/ Crime Report	MISD	18	1	4	2	10	1
ATTEMPTS								
750.483A4A	Interfering w/ Police Investigation	MISD	6		3	2	1	
ATTEMPTS								
750.483A6A	Tamper w/ Evidence	4	12	3	3	4	1	1
ATTEMPTS			2			1	1	
750.483A6B	Tamper w/ Evidence - Criminal Case	10	8	6		1	1	
Max >10 yr Term			2			2		
750.49-A	Animals - Fighting	4	12	1	4	3	4	
ATTEMPTS			2		2			
750.49-B	Animals - Attend Fight	4	1			1		
ATTEMPTS			1	1				
750.49-C	Animals - Fighting, Possess Equipment	4	3	1			2	
ATTEMPTS								
750.490	Public Money - Safe Keeping	2	1	1				
ATTEMPTS			1				1	
750.491	Public Records - Remove/ Mutilate/Destruct	2	1					1
ATTEMPTS								
750.492A1B	Medical Record - Recklessly Placing False Info - Health Care Provider	MISD	2				2	
ATTEMPTS								
750.50	Animals - Abandoning/Cruelty	2	3		2	1		
ATTEMPTS								
750.502D	Anhydrous Ammonia Container, Unauthorized Tampering	4	1	1				
ATTEMPTS			1	1				
750.504B	Animals - Abandon/Cruelty to 2 or 3 Animals	1	5			1	4	
ATTEMPTS								
750.504C	Animals - Abandon/Cruelty to 4 - 9 Animals	2	5		1	4		
ATTEMPTS								
750.504D	Animals - Abandon/Cruelty to 10 or More Animals	4	4				4	
ATTEMPTS			3			1	2	
750.505	Common Law Offenses	5	4				4	
ATTEMPTS								
750.505-A	Obstruction of Justice	5	21	9	3	3	5	1
ATTEMPTS			4		1	1	2	
750.505-B	Accessory After the Fact to Felony	5	102	18	12	45	27	
ATTEMPTS			9		2	2	5	

NOTE: Be sure to check for related offense codes when examining a particular type of crime. They may or may not be in sequential order or even on the same page. Offenders may have multiple dispositions.

A2a 2010 Criminal Court Dispositions by Offense and Type of Disposition – Non-Assaultive Offenses

Page 18 of 20

			DISPOSITIONS					
Compiled Laws	Offense	Max. Penalty	Total	Prison ¹	Jail	Jail/ Probation ²	Probation ²	Other ³
GRAND TOTAL			39,912	8,857	8,479	12,778	9,397	401
%				22%	21%	32%	24%	1%
VIOLATIONS			35,877	8,613	7,513	11,639	7,759	353
ATTEMPTS			4,035	244	966	1,139	1,638	48
750.505-C	Common Law Offenses	5	4			2	2	
ATTEMPTS								
750.5082B	Police Radio Receivers/Scanners, Use in Commission of Felony	2	1			1		
ATTEMPTS								
750.50B	Animals - Kill/Torture	4	30	10	4	5	11	
ATTEMPTS			9		1	6	2	
750.535	Stolen Prop. - Receive & Conceal (Obsolete)	10	2		1		1	
ATTEMPTS								
750.535-A	Stolen Prop. - Receive & Conceal, >\$100 (Obsolete)	5	3		3			
ATTEMPTS								
750.5352A	Stolen Prop. - Receive & Conceal, \$20K or More	10	44	11	6	16	11	
ATTEMPTS			8	1	2		5	
750.5352B	Stolen Prop. - Receive & Conceal, \$1K - <\$20K - 3rd+ Offense	10	2			2		
ATTEMPTS								
750.5353A	Stolen Prop. - Receive & Conceal, \$1K - <\$20K	5	517	134	81	171	129	2
ATTEMPTS			60	1	22	24	13	
750.5353B	Stolen Prop. - Receive & Conceal, \$200 - <\$1K - 2nd+ Offense	5	10	3	4	1	2	
ATTEMPTS			1		1			
750.5354A	Stolen Prop. - Receive & Conceal, \$200 - <\$1K	1	119		41	24	52	2
ATTEMPTS			3		2		1	
750.5354B	Stolen Prop. - Receive & Conceal	MISD	2		1		1	
ATTEMPTS								
750.5355	Stolen Prop. - Receive & Conceal, Under \$200	MISD	48	1	24	9	14	
ATTEMPTS			1		1			
750.5357	Stolen Prop. - Receive & Conceal, Motor Vehicle	5	843	187	190	192	274	
ATTEMPTS			129	7	16	16	90	
750.535A	Motor Vehicles - Operate Chop Shop	10	3		2	1		
ATTEMPTS			1		1			
750.535A2	Motor Vehicles - Operate Chop Shop	10	33	10	3	9	10	1
ATTEMPTS			8	2	2		4	
750.535B	Weapons - Firearms, Receive & Conceal	10	117	41	24	30	22	
ATTEMPTS			16		7	6	3	
750.536A2	Property or Goods - Altering or Obliterating Identifying Numbers	MISD	1			1		
ATTEMPTS								
750.539C	Eavesdropping	2	1				1	
ATTEMPTS								
750.539D	Eavesdropping - Install/Use	2	5		1	4		
ATTEMPTS			2				2	
750.5405A	Interfere w/Electronic Communications	2	172	19	57	69	26	1
ATTEMPTS			24		9	10	5	
750.540E	Telecommunications - Malicious Use	MISD	18		9	2	6	1
ATTEMPTS								
750.543M	Terrorism - False Report or Threat	20	5	4		1		
ATTEMPTS			2		2			
750.552	Trespass	MISD	14		11		2	1
ATTEMPTS								
750.552B	Trespass - State Correctional Facility	4	1	1				
ATTEMPTS			1			1		

NOTE: Be sure to check for related offense codes when examining a particular type of crime. They may or may not be in sequential order or even on the same page. Offenders may have multiple dispositions.

A2a 2010 Criminal Court Dispositions by Offense and Type of Disposition – Non-Assaultive Offenses

Page 19 of 20

			DISPOSITIONS					
Compiled Laws	Offense	Max. Penalty	Total	Prison ¹	Jail	Jail/ Probation ²	Probation ²	Other ³
GRAND TOTAL			39,912	8,857	8,479	12,778	9,397	401
%				22%	21%	32%	24%	1%
VIOLATIONS			35,877	8,613	7,513	11,639	7,759	353
ATTEMPTS			4,035	244	966	1,139	1,638	48
750.552c	Trespass Upon Key Facility	4	3		1	2		
ATTEMPTS								
750.92	Attempt Commit Crime	10	2				2	
ATTEMPTS			1		1			
752.10031	Health Care Fraud - False Claim	4	37		26	9	2	
ATTEMPTS			3				3	
752.10032	Health Care Fraud - Medically Unnecessary	4	2		1	1		
ATTEMPTS								
752.10033	Health Care Fraud - False Statement	4	2		1	1		
ATTEMPTS								
752.10034	Health Care Fraud - Concealing Information	4	1				1	
ATTEMPTS								
752.1005	Health Care Fraud - Conspiracy	10	2					2
ATTEMPTS								
752.10541	Copying Audio/Video Recordings for Gain - Misdemeanor	MISD	12				12	
ATTEMPTS								
752.10542	Copy Audio/Video for Gain - Felony	5	36	5	4	5	22	
ATTEMPTS			14		2		12	
752.796	Computers - Use to Violate Theft Statute	10	1			1		
ATTEMPTS								
752.7971C1	Computers - Fraudulent Access, \$1K - <\$20K	5	1	1				
ATTEMPTS								
752.7971D1	Computers - Fraudulent Access, \$20K or More	10	3	3				
ATTEMPTS								
752.7972A	Computers - Unauthorized Access	5	4			1	3	
ATTEMPTS			1			1		
752.7973A	Computers - Use to Commit Crime Max 1 Yr or Less	1	8		4	2	1	1
ATTEMPTS								
752.7973B	Computers - Use to Commit Crime Max >1 Yrs - <2 Yrs	2	3		1	2		
ATTEMPTS								
752.7973C	Computers - Use to Commit Crime Max 2 yrs - <4 yrs	4	13	3		9	1	
ATTEMPTS			2		1		1	
752.7973D	Computers - Use to Commit Crime Max 4 yrs - <10 yrs	7	132	52	9	53	18	
ATTEMPTS			2	2				
752.7973E	Computers - Use to Commit Crime Max 10 yrs - <20 yrs	10	8	2	2	2	2	
ATTEMPTS								
752.7973F	Computers - Use to Commit Crime Max 20 yrs or More	20	29	25		3	1	
ATTEMPTS								
752.811A	Breaking & Entering - Coin Operated Device	3	54	5	23	15	9	2
ATTEMPTS			10	2	5	3		
752.811B	Breaking & Entering - Possess Tool to Open Coin-Operated Device	3	1			1		
ATTEMPTS								
767A.91A	Prosecutor's Investigative Perjury	15	1			1		
ATTEMPTS			1		1			
767A.91B	Prosecutor's Investigative Subpoena Perjury	LIFE	1	1				
ATTEMPTS								
769.10	Habitual Offender - 2nd Offense	LIFE	1		1			
ATTEMPTS								

NOTE: Be sure to check for related offense codes when examining a particular type of crime. They may or may not be in sequential order or even on the same page. Offenders may have multiple dispositions.

A2a 2010 Criminal Court Dispositions by Offense and Type of Disposition — Non-Assaultive Offenses

Page 20 of 20

			DISPOSITIONS					
Compiled Laws	Offense	Max. Penalty	Total	Prison ¹	Jail	Jail/ Probation ²	Probation ²	Other ³
	GRAND TOTAL		9,912	8,857	8,479	12,778	9,397	401
	%			22%	21%	32%	24%	1%
	VIOLATIONS		35,877	8,613	7,513	11,639	7,759	353
	ATTEMPTS		4,035	244	966	1,139	1,638	48
769.12	Habitual Offender - 4th Offense	LIFE ATTEMPTS	3	1	1	1		
791.236	Sex Offender Reg - No Correct Adrs Before Leaving Prison	4 ATTEMPTS	1			1		
800.2811	Prisons - Furnish Contraband to Prisoner in Prison	5 ATTEMPTS	11	2	1	7		1
800.2813	Prisons - Bring Contraband Into Prison	5 ATTEMPTS	26	9	5	10	2	
800.2814	Prisons - Prisoner Possessing Contraband	5 ATTEMPTS	26	23			3	
800.2833	Prisons - Bring Weapon into	5 ATTEMPTS	2	1			1	
800.2834	Prisons - Prisoner Possessing Weapon	5 ATTEMPTS	75	75				
800.283A	Prisons - Furnish Cellphone to Prisoner	5 ATTEMPTS	11	11				
801.2621A	Jails - Bring Weapon Into	5 ATTEMPTS	2	2				
801.2622	Jails - Prisoner Possess Weapon	5 ATTEMPTS	2	1			1	
801.2631	Jails - Furnish Contraband to Prisoner	5 ATTEMPTS	4	2		1	1	
801.2632	Jails - Prisoner Possessing Contraband	5 ATTEMPTS	1	1				
			21	5	3	6	7	
			3	1	1	1		
			54	15	18	13	8	
			9		3	4	1	1

NOTE: Be sure to check for related offense codes when examining a particular type of crime. They may or may not be in sequential order or even on the same page. Offenders may have multiple dispositions.

¹ Includes HYTA Prison

² Includes Delayed and Suspended Sentences, HYTA Probation, and SAI Probation

³ Includes Restitution, Fines, Costs, Community Service and DHS sentences

SOURCE: OMNI BIR Extract

A2b 2010 Criminal Court Dispositions by Offense and Type of Disposition – Drug Offenses

Page 1 of 4

			DISPOSITIONS					
Compiled Laws	Offense	Max. Penalty	Total	Prison ¹	Jail	Jail/ Probation ²	Probation ²	Other ³
GRAND TOTAL			19,682	2,330	4,389	6,816	5,946	201
%				12%	22%	35%	30%	1%
VIOLATIONS			18,190	2,225	4,128	6,535	5,113	189
ATTEMPTS			1,492	105	261	281	833	12
333.17766	Contr. Sub. - Drugs, Obtain by False Rx	MISD	2		1	1		
		ATTEMPTS						
333.17766B	Contr. Sub. - Drugs, Obtain by False Representation	MISD	2		1		1	
		ATTEMPTS						
333.17766C	Contr. Sub. - Drugs, Falsely Make/Utter/Publish/Pass/Alter/Forge Rx	2	2		1		1	
		ATTEMPTS						
333.17766C1	Contr. Sub. - Ephedrine/Pseudoephedrine Posses >12 grams	2	8		4	3	1	
		ATTEMPTS						
333.17766D	Contr. Sub. - Drugs, Knowingly Posses False/Forged/Altered Rx	MISD	7		1	3	2	1
		ATTEMPTS						
333.17766E	Contr. Sub. - Drugs, Knowingly Attempts to Possess False/Forged/Altered Rx	MISD	7		2	1	4	
		ATTEMPTS	2				2	
333.17766F	Contr. Sub. - Drugs, Possess/Control Rx for Purpose of Resale/Dispensory	MISD	4			2	2	
		ATTEMPTS						
333.26424	Contr. Sub. - Illegal Sale of Medical Marihuana	2	1				1	
		ATTEMPTS						
333.73022	Controlled Substances - Drugs, Label Alteration/Defacement	MISD	1				1	
		ATTEMPTS						
333.73413	Contr. Sub. - Imitation Mfg/Distribution	2	92	10	32	29	20	1
		ATTEMPTS	1			1		
333.74012A1	Contr. Sub. - Del/Mfg 1,000+ Grams (Narc. or Cocaine)	LIFE	13	12	1			
		ATTEMPTS						
333.74012A2	Contr. Sub. - Del/Mfg 450 - 999 Grams (Narc. or Cocaine)	30	8	8				
		ATTEMPTS						
333.74012A3	Contr. Sub. - Del/Mfg 50 - 449 Grams (Narc. or Cocaine)	20	109	95	1	6	7	
		ATTEMPTS	8	5			3	
333.74012A4	Contr. Sub. - Del/Mfg Under 50 Grams (Narc. or Cocaine)	20	2,462	630	483	800	535	14
		ATTEMPTS	427	57	79	77	212	2
333.74012B	Contr. Sub. - Del/Mfg (Sched. 1-3), Meth/Ecstasy	20	4	1		2	1	
		ATTEMPTS	3				3	
333.74012B-A	Contr. Sub. - Del/Mfg (Sched. 1-3), Except Marijuana	7	459	60	58	218	120	3
		ATTEMPTS	18	1	2	9	6	
333.74012B-B	Contr. Sub. - Del/Mfg (Subs added Sched. 1-3 by Rule)	7	9	2	1	6		
		ATTEMPTS						
333.74012B1	Contr. Sub. - Del/Mfg Meth/Ecstasy	20	156	87	10	28	31	
		ATTEMPTS	27	9	3	3	12	
333.74012C	Contr. Sub. - Del/Mfg (Sched. 4, or Added by Rule)	4	1			1		
		ATTEMPTS						
333.74012C-A	Contr. Sub. - Del/Mfg (Sched. 4)	4	108	12	21	56	19	
		ATTEMPTS	7		1	2	4	
333.74012C-B	Contr. Sub. - Del/Mfg (Added to Sched. 4 by Board Rule)	4	8		2	2	4	
		ATTEMPTS	1				1	
333.74012D	Contr. Sub. - Del/Mfg (Sched. 5)	2	12	2	5	3	2	
		ATTEMPTS	3		1		2	
333.74012D1	Contr. Sub. - Del/Mfg 45 or More Kilograms Marijuana	15	22	10	3	5	4	
		ATTEMPTS	2	2				
333.74012D2	Contr. Sub. - Del/Mfg 5 to <45 Kilograms Marijuana	7	153	14	29	65	43	2
		ATTEMPTS	9	1	2		6	

NOTE: Be sure to check for related offense codes when examining a particular type of crime. They may or may not be in sequential order or even on the same page. Offenders may have multiple dispositions.

A2b 2010 Criminal Court Dispositions by Offense and Type of Disposition – Drug Offenses

Page 2 of 4

Compiled Laws	Offense	Max. Penalty
	GRAND TOTAL	4
	%	
	VIOLATIONS	7
	ATTEMPTS	10
333.74012D3	Contr. Sub. - Del/Mfg Marijuana	4
	ATTEMPTS	7
333.74012F	Prescription Forms - Del/Mfg/ Intent	7
	ATTEMPTS	10
333.7401C2A	Contr. Sub. - Operate/Maintain Lab	10
	ATTEMPTS	20
333.7401C2B	Contr. Sub. - Operate/Maintain Lab Near Minor	20
	ATTEMPTS	20
333.7401C2C	Contr. Sub. - Operate/Maintain Lab Involving Hazardous Waste	20
	ATTEMPTS	20
333.7401C2D	Contr. Sub. - Operate/Maintain Lab Near Specified Places	20
	ATTEMPTS	25
333.7401C2E	Contr. Sub. - Operate/Maintain Lab Involving Firearm	25
	ATTEMPTS	20
333.7401C2F	Contr. Sub. - Operate/Maintain Lab Involving Meth	20
	ATTEMPTS	10
333.74022A	Contr. Sub. - Create/Del./Intent Counterfeit (Narcotic)	10
	ATTEMPTS	5
333.74022B	Contr. Sub. - Create/Del./Intent Counterfeit (Sched. 1-3)	5
	ATTEMPTS	15
333.74022E	Contr. Sub. - Create/Deliver Analogue	15
	ATTEMPTS	LIFE
333.7403	Contr. Sub. - Possess Marijuana	LIFE
	ATTEMPTS	LIFE
333.74032A	Contr. Sub. - Possess	LIFE
	ATTEMPTS	LIFE
333.74032A1	Contr. Sub. - Possess 1,000+ Grams (Narcotic)	LIFE
	ATTEMPTS	30
333.74032A2	Contr. Sub. - Possess 450 - 999 Grams (Narcotic)	30
	ATTEMPTS	20
333.74032A3	Contr. Sub. - Possess 50 - 449 Grams (Narcotic)	20
	ATTEMPTS	4
333.74032A4	Contr. Sub. - Possess 25 - 49 Grams (Narcotic)	4
	ATTEMPTS	4
333.74032A5	Contr. Sub. - Possess <25 Grams (Narcotic)	4
	ATTEMPTS	2
333.74032B	Contr. Sub. - Possess Analogues/Sched. 1-4	2
	ATTEMPTS	2
333.74032B-A	Contr. Sub. - Possess Analogues/Sched. 1-4	2
	ATTEMPTS	2
333.74032B-B	Contr. Sub. - Possess Analogues/Sched. 1-4	2
	ATTEMPTS	10
333.74032B1	Contr. Sub. - Possess Methamphetamine	10
	ATTEMPTS	1
333.74032C-A	Contr. Sub. - Possess Sched. 5	1
	ATTEMPTS	1
333.74032D	Contr. Sub. - Possess Marijuana	1
	ATTEMPTS	

DISPOSITIONS					
Total	Prison ¹	Jail	Jail/ Probation ²	Probation ²	Other ³
19,682	2,330 12%	4,389 22%	6,816 35%	5,946 30%	201 1%
18,190	2,225	4,128	6,535	5,113	189
1,492	105	261	281	833	12
3,255	276	567	1,383	1,004	25
440	10	65	70	289	6
14			12	2	
4		1	2	1	
42	18	6	13	5	
1				1	
12	11		1		
1	1				
23	23				
21	16	1	4		
5	5				
322	197	13	79	33	
4	1		3		
16	3	3	9	1	
8		2	4	2	
1			1		
14	4	5	4	1	
2			2		
1				1	
1				1	
1	1				
2	2				
21	13	2	3	3	
36	4	11	6	14	1
4,594	329	1,214	1,636	1,389	26
289	5	51	51	181	1
2			1	1	
2				2	
1,435	80	289	560	486	20
52	1	7	9	35	
62		8	26	28	
4		1		3	
838	128	203	332	168	7
46	6	8	14	17	1
16	1	2	7	6	
2,112	40	732	617	670	53
8		1		7	

NOTE: Be sure to check for related offense codes when examining a particular type of crime. They may or may not be in sequential order or even on the same page. Offenders may have multiple dispositions.

A2b 2010 Criminal Court Dispositions by Offense and Type of Disposition – Drug Offenses

Page 3 of 4

			DISPOSITIONS					
Compiled Laws	Offense	Max. Penalty	Total	Prison ¹	Jail	Jail/ Probation ²	Probation ²	Other ³
GRAND TOTAL			19,682	2,330	4,389	6,816	5,946	201
%				12%	22%	35%	30%	1%
VIOLATIONS			18,190	2,225	4,128	6,535	5,113	189
ATTEMPTS			1,492	105	261	281	833	12
333.74032F	Prescription Forms - Possession	MISD	7		2	2	2	1
		ATTEMPTS						
333.74042	Controlled Substance - Possession	MISD	4			1	2	1
		ATTEMPTS						
333.74042A	Contr. Sub. - Use (Narcotic/Cocaine/ Meth/Ecstasy)	1	142		46	39	49	8
		ATTEMPTS	1				1	
333.74042B	Contr. Sub. - Use	1	160		20	29	109	2
		ATTEMPTS	1				1	
333.74042C	Contr. Sub. - Use, Sched. 5 or LSD, Etc.	MISD	2		1		1	
		ATTEMPTS						
333.74042D	Contr. Sub. - Use of Marijuana	MISD	31		10	13	5	3
		ATTEMPTS	1		1			
333.7405A	Contr. Sub. - Licensee, Prescription Violations	2	4				4	
		ATTEMPTS						
333.7405D	Contr. Sub. - Maintain Drug House	2	828	79	210	354	167	18
		ATTEMPTS	18		5	6	7	
333.7405E	Contr. Sub. - Maintain Drug House	2	4			3	1	
		ATTEMPTS	2		1		1	
333.74071A	Contr. Sub. - Licensee Distribute w/o Order Form	4	1			1		
		ATTEMPTS	2		1		1	
333.74071C	Contr. Sub. - Obtain by Fraud	4	294	10	80	96	107	1
		ATTEMPTS	91	5	30	25	29	2
333.74071F	Contr. Sub. - Disclosing Prescription Information	4	1			1		
		ATTEMPTS						
333.74071G	Contr. Sub. - Counterfeit Prescription Form	4	21	2	2	12	5	
		ATTEMPTS	2			1	1	
333.7407A1-A	Contr. Sub. - Attempt Felony	LIFE	36	4	10	15	7	
		ATTEMPTS	2		1	1		
333.7407AA	Contr. Sub. - Inducing Person to Violate - Life Felony	VAR	1				1	
		ATTEMPTS						
333.74101-B	Contr. Sub. - Deliver to Minor (Sched. 1-3, Except Marj./Coc.)	14	1				1	
		ATTEMPTS						
333.74101-D	Contr. Sub. - Delivery to Minor, Sched. 4 and Marijuana	8	10	2	2	4	2	
		ATTEMPTS	1			1		
333.74102	Contr. Sub. - Distribution w/o Remuneration (Marijuana)	60	8		3	2	3	
		ATTEMPTS						
333.74102-A	Contr. Sub. - Deliver <50 Grams, School Prop. (Narc/Cocaine)	60	27	16		8	2	1
		ATTEMPTS						
333.74103	Contr. Sub. - Intent Deliver <50 Grams, School Prop (Narc.)	40	15	9	1	1	4	
		ATTEMPTS	2	1			1	
333.74104-A	Contr. Sub. - Possess on School/ Library Prop. (Narc./Coc.) <25 Grams	8	11	4	1	2	4	
		ATTEMPTS	3			1	2	
333.74104-B	Contr. Sub. - Possess on School/ Library Property (Sched.1-4)	4	12	1	4	6	1	
		ATTEMPTS						
333.74104-C	Contr. Sub. - Possess on School/ Library Property (Sched. 5)	2	1				1	
		ATTEMPTS						
333.74104-D	Contr. Sub. - Possess Marijuana, on School/Library Property	2	44	4	14	12	14	
		ATTEMPTS	2			1	1	

NOTE: Be sure to check for related offense codes when examining a particular type of crime. They may or may not be in sequential order or even on the same page. Offenders may have multiple dispositions.

A2b 2010 Criminal Court Dispositions by Offense and Type of Disposition — Drug Offenses

Page 4 of 4

GRAND TOTAL		
%		
VIOLATIONS		
ATTEMPTS		
Compiled Laws	Offense	Max. Penalty
333.7410A	Contr. Sub. - Deliver/Possess in Park	2 ATTEMPTS
333.74132	Contr. Sub. - 2nd+ Offense - Double Penalty	VAR ATTEMPTS
333.7416	Contr. Sub. - Induce Minor to Felony	LIFE ATTEMPTS
335.07	Marihuana, Possession	MISD ATTEMPTS

DISPOSITIONS					
Total	Prison ¹	Jail	Jail/ Probation ²	Probation ²	Other ³
19,682	2,330 12%	4,389 22%	6,816 35%	5,946 30%	201 1%
18,190	2,225	4,128	6,535	5,113	189
1,492	105	261	281	833	12
2		1	1		
14		6	3	4	1
1			1		
7		1	2	4	

NOTE: Be sure to check for related offense codes when examining a particular type of crime. They may or may not be in sequential order or even on the same page. Offenders may have multiple dispositions.

¹ Includes HYTA Prison

² Includes Delayed and Suspended Sentences, HYTA Probation, and SAI Probation

³ Includes Restitution, Fines, Costs, Community Service and DHS sentences

SOURCE: OMNI BIR Extract

A2c 2010 Criminal Court Dispositions by Offense and Type of Disposition — Assaultive Offenses

Page 1 of 10

			DISPOSITIONS					
Compiled Laws	Offense	Max. Penalty	Total	Prison ¹	Jail	Jail/ Probation ²	Probation ²	Other ³
GRAND TOTAL			18,695	7,642	3,011	4,695	3,216	131
%				41%	16%	25%	17%	1%
VIOLATIONS			17,096	7,387	2,692	4,083	2,813	121
ATTEMPTS			1,599	255	319	612	403	10
75.50C4	Police Animal/Search & Rescue Dog, Harassing	MISD ATTEMPTS	1		1			
257.601B2	Moving Violation - Injury in Work Zone	1 ATTEMPTS	1				1	
257.602A2	Police Officer - Flee - 4th Degree (Vehicle Code)	2 ATTEMPTS	354	54	103	121	75	1
			40		9	6	24	1
257.602A3	Police Officer - Flee - 3rd Degree (Vehicle Code)	4 ATTEMPTS	3	1		1	1	
257.602A3-A	Police Officer - Flee - 3rd Degree (Vehicle Code)	5 ATTEMPTS	697	186	126	207	174	4
			32	3	7	8	14	
257.602A4	Police Officer - Flee - Serious Bodily Injury (Vehicle Code)	4 ATTEMPTS	1	1				
257.602A4-A	Police Officer - Flee - 2nd Degree (Vehicle Code)	10 ATTEMPTS	85	57	5	11	12	
			1	1				
257.602A5	Police Officer - Flee - 1st Degree (Vehicle Code)	15 ATTEMPTS	1	1				
257.617	Fail to Stop at Accident - Serious Impairment/Death	5 ATTEMPTS	37	23	1	7	6	
			3			2	1	
257.6173	Fail to Stop at Accident - At Fault Death Result	15 ATTEMPTS	5	4			1	
257.6254	Operating Vehicle Intoxicated, Causing Death	15 ATTEMPTS	52	49		3		
257.6254A	Operating Vehicle Intoxicated, Causing Death	15 ATTEMPTS	4	3		1		
257.6255-A	Operating Vehicle Intoxicated, Causing Serious Injury	5 ATTEMPTS	126	34	8	65	19	
			8	1		7		
257.6259C	Allow Intoxicated Person to Operate, Cause Serious Injury	2 ATTEMPTS	1				1	
257.626	Driving - Reckless	MISD ATTEMPTS	5				1	4
257.626C	Driving - Felonious	2 ATTEMPTS	28	7	2	13	6	
			5			3	2	
257.9044	Operate - License Susp./Rev./Denied, Causing Death	15 ATTEMPTS	11	9	1	1		
257.9045	Operate - License Susp./Rev./Denied, Causing Serious Injury	5 ATTEMPTS	37	18	3	12	4	
257.9047-B	Allow Suspended Person to Operate Vehicle, Causing Death	5 ATTEMPTS	2			2		
259.80F2	Airports - Possessing Weapon in Sterile Area	MISD ATTEMPTS	2				2	
287.3232	Dangerous Animal, Causing Serious Injury	4 ATTEMPTS	7	4		2	1	
287.3233	Dangerous Animal, Causing Injury	MISD ATTEMPTS	1				1	
324.1608	Resist/Obstruct Conservation Officers	2 ATTEMPTS	1			1		
			1		1			
324.801764	Marine Safety, Operating Under Influence, Death	15 ATTEMPTS	1	1				

NOTE: Be sure to check for related offense codes when examining a particular type of crime. They may or may not be in sequential order or even on the same page. Offenders may have multiple dispositions.

A2c 2010 Criminal Court Dispositions by Offense and Type of Disposition – Assaultive Offenses

Page 2 of 10

			DISPOSITIONS					
Compiled Laws	Offense	Max. Penalty	Total	Prison ¹	Jail	Jail/ Probation ²	Probation ²	Other ³
GRAND TOTAL			18,695	7,642	3,011	4,695	3,216	131
%				41%	16%	25%	17%	1%
VIOLATIONS			17,096	7,387	2,692	4,083	2,813	121
ATTEMPTS			1,599	255	319	612	403	10
324.801765	Marine Safety, Operating Under Influence, Serious Injury	5 ATTEMPTS	2	1			1	
324.821582	Snowmobiles - Flee and Elude	MISD ATTEMPTS	1					1
333.5210	AIDS - Sexual Penetration w/ Uninformed Partner	4 ATTEMPTS	3	1		1	1	
436.17012	Alcohol - Sell/Furnish to Minor, Causing Death	10 ATTEMPTS	1			1		
700.625	Distributing Obscene Matter to Minor	2 ATTEMPTS	1	1				
722.675	Distribute Obscene Matter to Children	2 ATTEMPTS	2			2		
750.110A2	Home Invasion - 1st Degree	20 ATTEMPTS	20	3	5	9	2	1
750.1227B	Witness - Bribe/Intimidate/ Interfere	10 ATTEMPTS	8		2		6	
750.1227C	Witness - Intimidate/Threaten to Kill or Injure	15 ATTEMPTS	742	517	23	111	89	2
750.1228	Witness - Retaliate Against	10 ATTEMPTS	156	55	17	54	30	
750.13	Entice Female Under 16 for Immoral Purposes	10 ATTEMPTS	13	9		4		
750.135	Children - Abandonment	10 ATTEMPTS	3		1		2	
750.136B2	Child Abuse - 1st Degree	15 ATTEMPTS	12	7	2	1	2	
750.136B3	Child Abuse - 2nd Degree	4 ATTEMPTS	1	1	1		2	
750.136B4	Child Abuse - 3rd Degree	2 ATTEMPTS	3					
750.136B5	Child Abuse - 4th Degree	1 ATTEMPTS	3					
750.142	Children - Furnish Obscenity to	MISD ATTEMPTS	1		1			
750.145	Children - Contribute to Delinquency	MISD ATTEMPTS	36	30		5	1	
750.145A-A	Children - Accost for Immoral Purposes	4 ATTEMPTS	3	3				
750.145C	Child Sexually Abusive Activity	20 ATTEMPTS	84	30	10	32	12	
750.145C2	Child Sexually Abusive Activity	20 ATTEMPTS	4	1	1	1	1	
750.145C3	Child Sexually Abusive Activity, Promote or Distribute	7 ATTEMPTS	114	11	21	49	33	
750.145C4	Child Sexually Abusive Material, Possess	4 ATTEMPTS	4		2	1	1	
750.145C4-A	Child Sexually Abusive Material, Possess	4 ATTEMPTS	52		14	14	23	1
			1		1			
			36		26	6	4	
			1			1		
			77	25	3	32	17	
			14		3	9	2	
			2	2				
			86	75		7	4	
			2	1		1		
			14	10		1	3	
			1			1		
			1	1				
			172	81	21	60	10	
			9	2		6	1	

NOTE: Be sure to check for related offense codes when examining a particular type of crime. They may or may not be in sequential order or even on the same page. Offenders may have multiple dispositions.

A2c 2010 Criminal Court Dispositions by Offense and Type of Disposition — Assaultive Offenses

Page 3 of 10

			DISPOSITIONS					
Compiled Laws	Offense	Max. Penalty	Total	Prison ¹	Jail	Jail/ Probation ²	Probation ²	Other ³
	GRAND TOTAL		18,695	7,642	3,011	4,695	3,216	131
	%			41%	16%	25%	17%	1%
	VIOLATIONS		17,096	7,387	2,692	4,083	2,813	121
	ATTEMPTS		1,599	255	319	612	403	10
750.145D2A	Computer/Internet - Communicate w/Other to Commit Crime	1 ATTEMPTS	1		1			
750.145D2B	Computer/Internet - Plan Crime w/ Other, Max 1 - <2 yrs	2 ATTEMPTS	1			1		
750.145D2C	Computer/Internet - Plan Crime w/ Other, Max 2 - <4 yrs	4 ATTEMPTS	18	4	1	8	5	
750.145D2D	Computer/Internet - Plan Crime w/ Other, Max 4 - <10 yrs	10 ATTEMPTS	30	17	1	10	2	
750.145D2F	Computer/Internet - Plan Crime w/ Other, Max 15+ yrs	20 ATTEMPTS	14	9	1	2	2	
750.145N1	Vulnerable Adult Abuse - 1st Degree	15 ATTEMPTS	2	2				
750.145N2	Vulnerable Adult Abuse - 2nd Degree	4 ATTEMPTS	6	3		2	1	
750.145N3	Vulnerable Adult Abuse - 3rd Degree	2 ATTEMPTS	3			2	1	
750.145N4	Vulnerable Adult Abuse - 4th Degree	1 ATTEMPTS	1				1	
750.157B2	Homicide - Solicitation of Murder	LIFE ATTEMPTS	3	3				
750.157C	Minors - Induce to Commit Felony	VAR ATTEMPTS	4			2	2	
750.158	Sodomy	15 ATTEMPTS	1		1			
750.1671F	Disorderly Person - Obscene Conduct	MISD ATTEMPTS	11		2	1	6	2
750.197C-A	Assault of Prison Employee	4 ATTEMPTS	110	90	10	8	2	
750.197C-B	Escape - From Jail Through Violence	4 ATTEMPTS	15	10	3	1	1	
750.200I1A	Harmful Devices - Unlawful Possession/Use	15 ATTEMPTS	1	1				
750.200J1B	Harmful Devices - Imitation/Irritants, Prop. Damage	5 ATTEMPTS	1			1		
750.200J1C	Harmful Devices - Imitation/Irritants, Person Injury	10 ATTEMPTS	1			1		
750.204A	Explosives - Send w/Intent to Frighten	5 ATTEMPTS	1	1				
750.2072B	Explosives - Place Near Property Cause Property Damage	20 ATTEMPTS	1	1				
750.2091A	Explosives - Place w/Intent to Injure	15 ATTEMPTS	3	3				
750.2102A	Explosives - Possess Bomb w/ Unlawful Intent	15 ATTEMPTS	1				1	
750.211A2A	Explosives - Mfg/Possess Explosive/ Other w/Malicious Intent	15 ATTEMPTS	2	2				
750.211A2A-A	Explosives - Mfg/Possess Molotov Cocktail	4 ATTEMPTS	8	1		4	3	

NOTE: Be sure to check for related offense codes when examining a particular type of crime. They may or may not be in sequential order or even on the same page. Offenders may have multiple dispositions.

A2c 2010 Criminal Court Dispositions by Offense and Type of Disposition — Assaultive Offenses

Page 4 of 10

			DISPOSITIONS					
Compiled Laws	Offense	Max. Penalty	Total	Prison ¹	Jail	Jail/ Probation ²	Probation ²	Other ³
GRAND TOTAL			18,695	7,642	3,011	4,695	3,216	131
%				41%	16%	25%	17%	1%
VIOLATIONS			17,096	7,387	2,692	4,083	2,813	121
ATTEMPTS			1,599	255	319	612	403	10
750.211A2B	Explosives - Mfg/Possess Molotov Cocktail/Other w/Prop. Damage	20 ATTEMPTS	6 1	3		2	1 1	
750.213	Extortion	20 ATTEMPTS	18 6	16 5	1		2	
750.224D2	Weapons - Dangerous Weapon, Self-Defense Spray	2 ATTEMPTS	4 2		1	2	1 2	
750.233	Weapons - Firearms, Aim w/o Malice	MISD ATTEMPTS	1			1		
750.234	Weapons - Firearms, Discharge/Aim w/o Malice and Injury	1 ATTEMPTS	2				2	
750.234A	Weapons - Firearms, Discharge from Vehicle	4 ATTEMPTS	23 4	13	2 1	5 2	3 1	
750.234B	Weapons - Firearms, Discharge in/at Bldg.	4 ATTEMPTS	49 7	29 1	5 3	4 2	11 1	
750.235	Weapons - Firearms, Discharge/Aim w/o Malice but w/Injury	1 ATTEMPTS	1		1			
750.237	Weapons - Firearms - Under the Influence Causing Serious Impairment	5 ATTEMPTS	49		27	12	9	1
750.2374	Weapons - Firearms, Discharge OUIL Cause Death	15 ATTEMPTS	1	1				
750.316	Homicide	LIFE ATTEMPTS	5	4				1
750.316-A	Homicide - Murder 1st Degree, Premeditated	LIFE ATTEMPTS	44	44				
750.316-B	Homicide - Felony Murder	LIFE ATTEMPTS	50	50				
750.316-C	Homicide - Open Murder, Statutory Short Form	LIFE ATTEMPTS	16	16				
750.316-D	Homicide - Murder of Peace/Corrections Officer	LIFE ATTEMPTS	1 1	1			1	
750.317	Homicide - Murder 2nd Degree	LIFE ATTEMPTS	240	238				2
750.317A	Deliver Controlled Substance Cause Death	LIFE ATTEMPTS	6 1	5		1 1		
750.321	Homicide - Manslaughter	15 ATTEMPTS	13	13				
750.321-A	Homicide - Manslaughter, Statutory Short Form	15 ATTEMPTS	33 3	28 3	2	2	1	
750.321-C	Homicide - Manslaughter, Involuntary	15 ATTEMPTS	46 2	38 2		2	6	
750.321-E	Homicide - Manslaughter w/ Motor Vehicle	15 ATTEMPTS	22 1	18		2	2 1	
750.324	Homicide - Negligent Homicide	2 ATTEMPTS	63 3	13	2	22 3	25	1
750.329	Homicide - Manslaughter, Death w/ Weapon, Aim w/o Malice	15 ATTEMPTS	5	3			2	
750.329A	Suicide - Assisting	5 ATTEMPTS	1	1				

NOTE: Be sure to check for related offense codes when examining a particular type of crime. They may or may not be in sequential order or even on the same page. Offenders may have multiple dispositions.

A2c 2010 Criminal Court Dispositions by Offense and Type of Disposition — Assaultive Offenses

Page 5 of 10

			DISPOSITIONS					
Compiled Laws	Offense	Max. Penalty	Total	Prison ¹	Jail	Jail/ Probation ²	Probation ²	Other ³
		GRAND TOTAL	18,695	7,642	3,011	4,695	3,216	131
		%		41%	16%	25%	17%	1%
		VIOLATIONS	17,096	7,387	2,692	4,083	2,813	121
		ATTEMPTS	1,599	255	319	612	403	10
750.335	Lewd and Lascivious Conduct	1	2		1	1		
		ATTEMPTS						
750.335A	Indecent Exposure (Sexually Delinquent Person)	1	52	4	17	14	15	2
		ATTEMPTS						
750.335A2B	Aggravated Indecent Exposure	2	93	22	15	38	16	2
		ATTEMPTS	1				1	
750.335A2C	Indecent Exposure by Sexually Delinquent Person	LIFE	9	7		1	1	
		ATTEMPTS						
750.338	Gross Indecency Between Males, Commit/Procure	5	2	1	1			
		ATTEMPTS	2		1		1	
750.338A	Gross Indecency Between Females, Commit/Procure	5	1			1		
		ATTEMPTS						
750.338B	Gross Indecency Between Male & Female, Commit/Procure	5	34	8	5	14	7	
		ATTEMPTS	8	1	2	4	1	
750.349	Kidnapping	LIFE	28	28				
		ATTEMPTS	1	1				
750.349B	Unlawful Imprisonment	15	93	83		7	2	1
		ATTEMPTS	13	5	2	6		
750.350	Kidnapping - Child Enticement	LIFE	2	2				
		ATTEMPTS	5	2		2	1	
750.350A1	Kidnapping - Custodial Interference	1	15	1	5	6	3	
		ATTEMPTS	1				1	
750.352	Molest/Disturb Workers	MISD	1		1			
		ATTEMPTS						
750.377B	Malicious Destruction Fire/Police Property	4	171	39	31	64	36	1
		ATTEMPTS	49	3	13	14	19	
750.3942B	Throwing Objects on Track, Causing Prop. Damage	MISD	1				1	
		ATTEMPTS						
750.411H	Stalking	1	64		21	18	24	1
		ATTEMPTS						
750.411H2B	Stalking a Minor	5	2	1		1		
		ATTEMPTS						
750.411I	Stalking - Aggravated	5	169	48	25	63	33	
		ATTEMPTS	20	3	2	11	4	
750.411S2A	Unlawful Posting Message	2	10	2		5	3	
		ATTEMPTS	4		1	2	1	
750.455	Prostitution - Pandering	20	5		1	4		
		ATTEMPTS						
750.459	Prostitution - Transport Female (perhaps compel)	20	1			1		
		ATTEMPTS						
750.479	Public Officer - Assault/Obstruct	20	9		3	2	4	
		ATTEMPTS	6		1	1	4	
750.479-B	Police Officer/Public Officer - Resist/Obstruct	2	3	1	1		1	
		ATTEMPTS	1		1			
750.4792	Public Officer - Assault/Obstruct	2	26	8	9	5	4	
		ATTEMPTS	2				2	
750.4793	Public Officer - Assault/Obstruct Cause Injury	4	3	1			2	
		ATTEMPTS						

NOTE: Be sure to check for related offense codes when examining a particular type of crime. They may or may not be in sequential order or even on the same page. Offenders may have multiple dispositions.

A2c 2010 Criminal Court Dispositions by Offense and Type of Disposition – Assaultive Offenses

Page 6 of 10

			DISPOSITIONS					
Compiled Laws	Offense	Max. Penalty	Total	Prison ¹	Jail	Jail/ Probation ²	Probation ²	Other ³
GRAND TOTAL			18,695	7,642	3,011	4,695	3,216	131
%				41%	16%	25%	17%	1%
VIOLATIONS			17,096	7,387	2,692	4,083	2,813	121
ATTEMPTS			1,599	255	319	612	403	10
750.4794	Public Officer - Assault/Obstruct Cause Serious Injury	10 ATTEMPTS	1	1				
750.479A2	Police Officer - Flee (Penal Code) 4th Degree	2 ATTEMPTS	106	18	20	38	29	1
750.479A3	Police Officer - Flee (Penal Code) 3rd Degree	5 ATTEMPTS	15	5	7	3		
750.479A4-A	Police Officer - Flee (Penal Code) 2nd Degree	10 ATTEMPTS	228	68	40	67	53	
750.479B1	Peace Officer - Disarm Non-Firearm	4 ATTEMPTS	24	3	8	13		
750.479B2	Peace Officer - Disarm Firearm	10 ATTEMPTS	6	4	1	1		
750.483A2B	Interfere w/ Crime Report Threat to Kill/Injure	10 ATTEMPTS	1			1		
750.483A4B	Interfere w/ Police Investigation Threat to Kill/Injure	10 ATTEMPTS	2		1	1		
750.50C7	Police Animal - Injure/Harass While Committing Crime	2 ATTEMPTS	1			1		
750.520B	CSC - 1st Degree - Multiple Variables	LIFE ATTEMPTS	13	7		4	2	
750.520B1A	CSC - 1st Degree - Person Under 13	LIFE ATTEMPTS	12	6		4	2	
750.520B1B	CSC - 1st Degree - Relationship	LIFE ATTEMPTS	1	1				
750.520B1C	CSC - 1st Degree - During Felony	LIFE ATTEMPTS	3	3				
750.520B1D	CSC - 1st Degree - Accomplices	LIFE ATTEMPTS	2		1	1		
750.520B1E	CSC - 1st Degree - Weapon Used	LIFE ATTEMPTS	89	88				1
750.520B1F	CSC - 1st Degree - Personal Injury	LIFE ATTEMPTS	1	1		1		
750.520B1G	CSC - 1st Degree - Injury to Incapacitated Victim	LIFE ATTEMPTS	143	142		1		
750.520B1H	CSC - 1st Degree - Mentally Disabled Relationship	LIFE ATTEMPTS	3	3				
750.520B2B	CSC - 1st Degree - Person <13, Defendant 17+ yrs.	LIFE ATTEMPTS	129	129				
750.520B2C	CSC - 1st Degree - Person <13, Defendant 17+ yrs, 2nd Offense	LIFE ATTEMPTS	1			1		
750.520C	CSC - 2nd Degree - Multiple Variables	15 ATTEMPTS	5	5				
750.520C1A	CSC - 2nd Degree - Person Under 13	15 ATTEMPTS	1	1				
750.520C1B	CSC - 2nd Degree - Relationship	15 ATTEMPTS	2	2				
750.520C1C	CSC - 2nd Degree - During Felony	15 ATTEMPTS	11	11				
			1	1				
			12	12				
			1			1		
			1	1				
			2	2				
			95	95				
			3	3				
			94	58	7	21	7	1
			8	3		5		
			246	195	4	38	8	1
			26	13	1	11	1	
			67	50	1	10	5	1
			2	1			1	
			6	5			1	

NOTE: Be sure to check for related offense codes when examining a particular type of crime. They may or may not be in sequential order or even on the same page. Offenders may have multiple dispositions.

A2c 2010 Criminal Court Dispositions by Offense and Type of Disposition — Assaultive Offenses

Page 7 of 10

			DISPOSITIONS					
Compiled Laws	Offense	Max. Penalty	Total	Prison ¹	Jail	Jail/ Probation ²	Probation ²	Other ³
GRAND TOTAL			18,695	7,642	3,011	4,695	3,216	131
%				41%	16%	25%	17%	1%
VIOLATIONS			17,096	7,387	2,692	4,083	2,813	121
ATTEMPTS			1,599	255	319	612	403	10
750.520C1D	CSC - 2nd Degree - Accomplices	15	1	1				
	ATTEMPTS		1	1				
750.520C1E	CSC - 2nd Degree - Weapon Used	15	1	1				
	ATTEMPTS							
750.520C1F	CSC - 2nd Degree - Personal Injury	15	17	10		7		
	ATTEMPTS		1	1				
750.520C1G	CSC - 2nd Degree - Injury to Incapacitated Victim	15	6	3		3		
	ATTEMPTS							
750.520C1H	CSC - 2nd Degree - Mentally Disabled Relationship	15	1	1				
	ATTEMPTS							
750.520C1I	CSC - 2nd Degree - State Prisoner	15	1				1	
	ATTEMPTS							
750.520C2B	CSC - 2nd Degree - Person <13, Defendant 17+ yrs.	15	90	72		11	7	
	ATTEMPTS		7	2		4	1	
750.520D	CSC - 3rd Degree - Multiple Variables	15	80	76			2	2
	ATTEMPTS		16	4		11	1	
750.520D1A	CSC - 3rd Degree - Person 13-15	15	288	206	10	44	27	1
	ATTEMPTS		91	33	8	45	5	
750.520D1B	CSC - 3rd Degree - Force/Coercion	15	69	65		1	2	1
	ATTEMPTS		9	4		5		
750.520D1C	CSC - 3rd Degree - Incapacitated Victim	15	13	10	1	1		1
	ATTEMPTS		2			2		
750.520D1D	CSC - 3rd Degree - Incest	15	26	26				
	ATTEMPTS		2	1		1		
750.520D1E	CSC - 3rd Degree - Student	15	26	26				
	ATTEMPTS							
750.520E	CSC - 4th Degree - Multiple Variables	2	92	15	19	43	15	
	ATTEMPTS		7		2	3	2	
750.520E1A	CSC - 4th Degree - Force/Coercion	2	182	49	37	73	23	
	ATTEMPTS		12		2	7	3	
750.520E1A-A	CSC - 4th Degree - Victim 13-16	2	155	51	11	69	24	
	ATTEMPTS		5		3	2		
750.520E1B	CSC - 4th Degree - Incapacitated Victim	2	21	2	3	11	5	
	ATTEMPTS		4			1	2	1
750.520E1E-A	CSC - 4th Degree - Mental Health Professional	2	3			3		
	ATTEMPTS							
750.520E1F-A	CSC - 4th Degree - Student	2	7	6		1		
	ATTEMPTS							
750.520E1G	CSC - 4th Degree - Incest	2	17	6	2	8		1
	ATTEMPTS							
750.520F	CSC - 2nd+ Offense	LIFE	4	4				
	ATTEMPTS							
750.520G1	CSC - Assault w/Intent to Commit Sexual Penetration	10	165	109	6	39	11	
	ATTEMPTS		5	4			1	
750.520G2	CSC - 2nd Degree Assault	5	45	16	2	23	4	
	ATTEMPTS		4			4		
750.520N	CSC - Tamper w/Electronic Monitoring Device	2	1	1				
	ATTEMPTS							

NOTE: Be sure to check for related offense codes when examining a particular type of crime. They may or may not be in sequential order or even on the same page. Offenders may have multiple dispositions.

A2c 2010 Criminal Court Dispositions by Offense and Type of Disposition — Assaultive Offenses

Page 8 of 10

			DISPOSITIONS					
Compiled Laws	Offense	Max. Penalty	Total	Prison ¹	Jail	Jail/ Probation ²	Probation ²	Other ³
GRAND TOTAL			18,695	7,642	3,011	4,695	3,216	131
%				41%	16%	25%	17%	1%
VIOLATIONS			17,096	7,387	2,692	4,083	2,813	121
ATTEMPTS			1,599	255	319	612	403	10
750.529	Robbery - Armed	LIFE	951	938	3	6	3	1
		ATTEMPTS	26	10	2	10	3	1
750.529A	Carjacking	LIFE	149	149				
		ATTEMPTS	2			1	1	
750.530	Robbery - Unarmed	15	676	351	52	127	145	1
		ATTEMPTS	57	16	12	22	7	
750.531	Bank Robbery/Safe Breaking	LIFE	6	5		1		
		ATTEMPTS						
750.531-A	Bank Robbery	LIFE	78	70	1	7		
		ATTEMPTS	1	1				
750.531-B	Safe Breaking	LIFE	30	21	1	7	1	
		ATTEMPTS	7	3	1	1	2	
750.532	Seduction	5	7	1	2	4		
		ATTEMPTS						
750.539J2A1	Surveil Unclothed Person	2	12	3	2	6	1	
		ATTEMPTS						
750.539J2B	Capture/Distribute Image of Unclothed Person	5	18	2	2	12	2	
		ATTEMPTS						
750.5405B	Interfere w/Electronic Communications, Injury/Death	4	8	6		1	1	
		ATTEMPTS	1			1		
750.543P	Terrorism - Use of Internet/ Telecomm. to Commit	20	1	1				
		ATTEMPTS						
750.72	Arson - Dwelling House/ Curtilage	20	6	6				
		ATTEMPTS	1	1				
750.72-A	Arson - Dwelling House	20	48	40	2	3	3	
		ATTEMPTS	11	2	1	4	4	
750.72-B	Arson - Dwelling House/ Curtilage	20	3	3				
		ATTEMPTS						
750.73	Arson - Real Property	10	54	23	2	14	15	
		ATTEMPTS	9	1	1	4	3	
750.741A	Arson - Personal Property, <\$200	5	7		3	2	2	
		ATTEMPTS						
750.741B1	Arson - Personal Property, \$200 - <\$1K	1	6		4	1	1	
		ATTEMPTS						
750.741C1	Arson - Personal Property, \$1K - <\$20K	5	32	7	3	9	13	
		ATTEMPTS	1			1		
750.741D1	Arson - Personal Property, \$20K or More	10	1			1		
		ATTEMPTS						
750.75	Arson - Insured Property	10	14	3	1	5	5	
		ATTEMPTS	1	1				
750.771A1	Arson - Preparation to Burn Property, Less Than \$200	MISD	1				1	
		ATTEMPTS						
750.771B1	Arson - Preparation to Burn Property, \$200 - <\$1K	1	1			1		
		ATTEMPTS						
750.771C1	Arson - Preparation to Burn Property, \$1K - <\$20K	5	8	3	1	3	1	
		ATTEMPTS	1			1		
750.771D1	Arson - Preparation to Burn Property, \$20K or More	10	18	4	4	5	5	
		ATTEMPTS	4			4		

NOTE: Be sure to check for related offense codes when examining a particular type of crime. They may or may not be in sequential order or even on the same page. Offenders may have multiple dispositions.

A2c 2010 Criminal Court Dispositions by Offense and Type of Disposition — Assaultive Offenses

Page 9 of 10

			DISPOSITIONS					
Compiled Laws	Offense	Max. Penalty	Total	Prison ¹	Jail	Jail/ Probation ²	Probation ²	Other ³
GRAND TOTAL			18,695	7,642	3,011	4,695	3,216	131
%				41%	16%	25%	17%	1%
VIOLATIONS			17,096	7,387	2,692	4,083	2,813	121
ATTEMPTS			1,599	255	319	612	403	10
750.78	Arson - Woods/Prairies	4	3		1		2	
ATTEMPTS								
750.81	Asslt or Asslt and Battery	MISD	422	3	212	69	130	8
ATTEMPTS			1		1			
750.812	Domestic Violence	MISD	564	1	240	119	193	11
ATTEMPTS			5		1		4	
750.813	Domestic Violence - 2nd Offense	1	143		81	38	22	2
ATTEMPTS								
750.814	Domestic Violence - 3rd Offense	2	595	138	172	224	60	1
ATTEMPTS			7		1	4	2	
750.81A	Assault - Aggravated	1	298	4	74	96	118	6
ATTEMPTS			3		2	1		
750.81A2	Domestic Violence, Aggravated	1	88	2	34	27	23	2
ATTEMPTS			1				1	
750.81A3	Domestic Violence, Aggravated - 2nd Offense	2	43	12	10	15	6	
ATTEMPTS								
750.81C1	Threatening DHS Employee w/ Physical Harm	MISD	1		1			
ATTEMPTS								
750.81C2	Assault/Battery of DHS Employee	2	8		5	1	2	
ATTEMPTS								
750.81D1	Police Officer - Assault/Resist/Obstruct	2	2,595	516	738	841	479	21
ATTEMPTS			393	2	123	121	141	6
750.81D2	Police Officer - Assault/Resist/Obstruct, Causing Injury	4	182	44	30	64	44	
ATTEMPTS			5		1	1	3	
750.81D3	Police Officer - Assault/Resist/Obstruct, Serious Impairment	15	6	1		3	2	
ATTEMPTS								
750.82	Felonious Assault	4	1,697	461	231	565	433	7
ATTEMPTS			298	15	70	148	64	1
750.822	Weapon-Free Schools - Assault w/ Dangerous Weapon	4	6			2	4	
ATTEMPTS								
750.83	Assault w/Intent to Murder	LIFE	175	173			1	1
ATTEMPTS			1	1				
750.84	Assault w/Intent to do Great Bodily Harm Less Than Murder	10	583	372	24	100	84	3
ATTEMPTS			31	14	2	10	5	
750.85	Torture	LIFE	16	16				
ATTEMPTS								
750.86	Assault w/Intent to Maim	10	7	6		1		
ATTEMPTS								
750.87	Assault w/Intent to Commit Felony	10	2			2		
ATTEMPTS			1			1		
750.88	Assault w/Intent to Rob While Unarmed	15	61	26	6	20	9	
ATTEMPTS			6	2		3	1	
750.89	Assault w/Intent to Rob While Armed	LIFE	158	123		17	1	17
ATTEMPTS			2	1		1		
750.90BA	Assault - Pregnant Individual, Miscarriage/Stillbirth	15	1	1				
ATTEMPTS								
750.90DA	Pregnant Indiv. - Oper. Under Infl., Miscarriage/Stillbirth	15	2	2				
ATTEMPTS								

NOTE: Be sure to check for related offense codes when examining a particular type of crime. They may or may not be in sequential order or even on the same page. Offenders may have multiple dispositions.

A2c 2010 Criminal Court Dispositions by Offense and Type of Disposition — Assaultive Offenses

Page 10 of 10

			DISPOSITIONS					
			Total	Prison ¹	Jail	Jail/ Probation ²	Probation ²	Other ³
GRAND TOTAL			18,695	7,642	3,011	4,695	3,216	131
%				41%	16%	25%	17%	1%
VIOLATIONS			17,096	7,387	2,692	4,083	2,813	121
ATTEMPTS			1,599	255	319	612	403	10
Compiled Laws	Offense	Max. Penalty						
750.90E	Pregnant Individ. - Negligent Operate MV, Miscarriage/Stillbirth	2 ATTEMPTS	2			1	1	
750.91	Homicide - Attempted Murder	LIFE ATTEMPTS	9	9				
752.541	Riot	10 ATTEMPTS	2				2	
752.542	Riot - Inciting	10 ATTEMPTS	2		1	1		
752.861	Weapons - Firearms, Careless Use Cause Injury/Death	2 ATTEMPTS	17	2	1	7	7	
752.862-B	Weapons - Firearms, Careless Use Prop. Damage Over \$50	1 ATTEMPTS	1			1		
752.863A	Weapons - Firearms, Reckless Use	MISD ATTEMPTS	4			3	1	
			34	1	15	6	11	1

NOTE: Be sure to check for related offense codes when examining a particular type of crime. They may or may not be in sequential order or even on the same page. Offenders may have multiple dispositions.

¹ Includes HYTA Prison

² Includes Delayed and Suspended Sentences, HYTA Probation, and SAI Probation

³ Includes Restitution, Fines, Costs, Community Service and DHS sentences

SOURCE: OMNI BIR Extract

2009

A1 2009 Criminal Court Dispositions (Offenders) by FOA Region and County – All Offenses

Page 1 of 2

	Total	Prison ¹	Jail	Jail/ Probation	Probation ²	Other ³	Percents				
							Prison ¹	Jail	Jail/ Probation	Probation ²	Other ³
STATE TOTALS	55,592	10,702	9,804	18,926	15,694	466	19.3	17.6	34.0	28.2	.8
METROPOLITAN REGION TOTALS	26,235	4,747	3,648	6,673	11,013	154	18.1	13.9	25.4	42.0	.6
50 Macomb	4,793	616	852	1,787	1,439	99	12.9	17.8	37.3	30.0	2.1
63 Oakland	6,295	1,167	1,488	2,412	1,209	19	18.5	23.6	38.3	19.2	.3
81 Washtenaw	1,146	275	236	247	370	18	24.0	20.6	21.6	32.3	1.6
82 Wayne	14,001	2,689	1,072	2,227	7,995	18	19.2	7.7	15.9	57.1	.1
OUTSTATE REGION TOTALS	29,357	5,955	6,156	12,253	4,681	312	20.3	21.0	41.7	15.9	1.1
01 Alcona	48	13	4	27	4		27.1	8.3	56.3	8.3	
02 Alger	34	3	12	19			8.8	35.3	55.9		
03 Allegan	418	117	70	181	48	2	28.0	16.7	43.3	11.5	.5
04 Alpena	162	33	31	51	47		20.4	19.1	31.5	29.0	
05 Antrim	58	18	7	29	3	1	31.0	12.1	50.0	5.2	1.7
06 Arenac	50	14	10	23	3		28.0	20.0	46.0	6.0	
07 Baraga	37	9	10	14	4		24.3	27.0	37.8	10.8	
08 Barry	204	18	15	162	9		8.8	7.4	79.4	4.4	
09 Bay	652	112	98	289	152	1	17.2	15.0	44.3	23.3	.2
10 Benzie	43	10		23	10		23.3		53.5	23.3	
11 Berrien	1,565	375	476	551	139	24	24.0	30.4	35.2	8.9	1.5
12 Branch	167	53	43	68	3		31.7	25.7	40.7	1.8	
13 Calhoun	884	128	303	133	311	9	14.5	34.3	15.0	35.2	1.0
14 Cass	307	65	106	110	26		21.2	34.5	35.8	8.5	
15 Charlevoix	94	18	29	44		3	19.1	30.9	46.8		3.2
16 Cheboygan	129	34	27	54	13	1	26.4	20.9	41.9	10.1	.8
17 Chippewa	184	43	49	79	13		23.4	26.6	42.9	7.1	
18 Clare	123	19	4	66	33	1	15.4	3.3	53.7	26.8	.8
19 Clinton	126	34	23	68	1		27.0	18.3	54.0	.8	
20 Crawford	100	17	29	41	11	2	17.0	29.0	41.0	11.0	2.0
21 Delta	114	13	42	58	1		11.4	36.8	50.9	.9	
22 Dickinson	145	17	22	94	12		11.7	15.2	64.8	8.3	
23 Eaton	365	33	40	269	19	4	9.0	11.0	73.7	5.2	1.1
24 Emmet	117	34	8	11	64		29.1	6.8	9.4	54.7	
25 Genesee	1,890	428	295	617	536	14	22.6	15.6	32.6	28.4	.7
26 Gladwin	166	17	2	99	46	2	10.2	1.2	59.6	27.7	1.2
27 Gogebic	40	18	6	12	4		45.0	15.0	30.0	10.0	
28 Grand Traverse	216	84	19	111	2		38.9	8.8	51.4	.9	
29 Gratiot	146	56	10	79	1		38.4	6.8	54.1	.7	
30 Hillsdale	115	53	8	47	7		46.1	7.0	40.9	6.1	
31 Houghton	36	8	7	19	2		22.2	19.4	52.8	5.6	
32 Huron	70	15	13	41	1		21.4	18.6	58.6	1.4	
33 Ingham	1,346	150	367	786	40	3	11.1	27.3	58.4	3.0	.2
34 Ionia	315	107	25	179		4	34.0	7.9	56.8		1.3
35 Iosco	94	16	26	50	2		17.0	27.7	53.2	2.1	
36 Iron	47	10		36	1		21.3		76.6	2.1	
37 Isabella	601	52	102	434	12	1	8.7	17.0	72.2	2.0	.2
38 Jackson	1,007	255	220	458	72	2	25.3	21.8	45.5	7.1	.2
39 Kalamazoo	2,060	298	646	456	614	46	14.5	31.4	22.1	29.8	2.2
40 Kalkaska	120	22	49	40	6	3	18.3	40.8	33.3	5.0	2.5
41 Kent	3,698	849	836	1,198	757	58	23.0	22.6	32.4	20.5	1.6
42 Keweenaw	3	1	1	1			33.3	33.3	33.3		
43 Lake	45	8	5	31	1		17.8	11.1	68.9	2.2	
44 Lapeer	342	48	101	190	3		14.0	29.5	55.6	.9	
45 Leelanau	31	15	2	14			48.4	6.5	45.2		
46 Lenawee	252	91	9	116	35	1	36.1	3.6	46.0	13.9	.4
47 Livingston	792	138	140	347	164	3	17.4	17.7	43.8	20.7	.4
48 Luce	28	2	5	19	1	1	7.1	17.9	67.9	3.6	3.6

A1 2009 Criminal Court Dispositions (Offenders) by FOA Region and County – All Offenses

Page 2 of 2

	Total	Prison ¹	Jail	Jail/ Probation	Proba- tion ²	Other ³	Percents				
							Prison ¹	Jail	Jail/ Probation	Proba- tion ²	Other ³
STATE TOTALS	55,592	10,702	9,804	18,926	15,694	466	19.3	17.6	34.0	28.2	.8
(Cont'd.)											
OUTSTATE REGION TOTALS	29,357	5,955	6,156	12,253	4,681	312	20.3	21.0	41.7	15.9	1.1
49 Mackinac	45	8	8	27	1	1	17.8	17.8	60.0	2.2	2.2
51 Manistee	63	15		40	8		23.8		63.5	12.7	
52 Marquette	186	25	23	93	44	1	13.4	12.4	50.0	23.7	.5
53 Mason	132	31	7	94			23.5	5.3	71.2		
54 Mecosta	236	26	34	170	6		11.0	14.4	72.0	2.5	
55 Menominee	52	4	21	21	6		7.7	40.4	40.4	11.5	
56 Midland	332	72	47	110	92	11	21.7	14.2	33.1	27.7	3.3
57 Missaukee	51	15	1	32	3		29.4	2.0	62.7	5.9	
58 Monroe	674	161	96	389	28		23.9	14.2	57.7	4.2	
59 Montcalm	222	74	35	106	5	2	33.3	15.8	47.7	2.3	.9
60 Montmorency	50	8	19	14	9		16.0	38.0	28.0	18.0	
61 Muskegon	1,505	442	203	778	80	2	29.4	13.5	51.7	5.3	.1
62 Newaygo	236	45	34	147	9	1	19.1	14.4	62.3	3.8	.4
64 Oceana	101	8	24	64	5		7.9	23.8	63.4	5.0	
65 Ogemaw	116	22	27	57	10		19.0	23.3	49.1	8.6	
66 Ontonagon	12	3	1	8			25.0	8.3	66.7		
67 Osceola	99	20	6	67	5	1	20.2	6.1	67.7	5.1	1.0
68 Oscoda	18	3	1	13	1		16.7	5.6	72.2	5.6	
69 Otsego	131	27	31	53	17	3	20.6	23.7	40.5	13.0	2.3
70 Ottawa	948	75	220	344	270	39	7.9	23.2	36.3	28.5	4.1
71 Presque Isle	90	32	15	34	7	2	35.6	16.7	37.8	7.8	2.2
72 Roscommon	206	36	29	94	47		17.5	14.1	45.6	22.8	
73 Saginaw	1,606	378	251	386	548	43	23.5	15.6	24.0	34.1	2.7
74 St. Clair	937	136	289	395	111	6	14.5	30.8	42.2	11.8	.6
75 St. Joseph	369	70	150	146	2	1	19.0	40.7	39.6	.5	.3
76 Sanilac	130	20	16	90	3	1	15.4	12.3	69.2	2.3	.8
77 Schoolcraft	25	13	4	8			52.0	16.0	32.0		
78 Shiawassee	222	44	5	150	23		19.8	2.3	67.6	10.4	
79 Tuscola	399	88	58	184	64	5	22.1	14.5	46.1	16.0	1.3
80 Van Buren	424	53	141	181	42	7	12.5	33.3	42.7	9.9	1.7
83 Wexford	154	30	8	114	2		19.5	5.2	74.0	1.3	

¹ Includes HYTA Prison

² Includes Delayed and Suspended Sentences, HYTA Probation, and SAI Probation.

³ Includes Restitution, Fines, Costs, Community Service and DHS sentences.

SOURCE: OMNI Court Disposition Extracts

A1a 2009 Criminal Court Dispositions (Offenders) by FOA Region and County – Non-Assaultive Offenses

Page 1 of 2

	Total	Prison ¹	Jail	Jail/ Probation	Proba- tion ²	Other ³	Percents				
							Prison ¹	Jail	Jail/ Probation	Proba- tion ²	Other ³
STATE TOTALS	27,895	4,901	4,829	10,098	7,837	230	17.6	17.3	36.2	28.1	.8
METROPOLITAN REGION TOTALS	12,838	2,225	1,799	3,358	5,395	61	17.3	14.0	26.2	42.0	.5
50 Macomb	1,752	279	348	657	430	38	15.9	19.9	37.5	24.5	2.2
63 Oakland	3,464	572	818	1,349	713	12	16.5	23.6	38.9	20.6	.3
81 Washtenaw	565	130	115	139	178	3	23.0	20.4	24.6	31.5	.5
82 Wayne	7,057	1,244	518	1,213	4,074	8	17.6	7.3	17.2	57.7	.1
OUTSTATE REGION TOTALS	15,057	2,676	3,030	6,740	2,442	169	17.8	20.1	44.8	16.2	1.1
01 Alcona	25	8	2	14	1		32.0	8.0	56.0	4.0	
02 Alger	18	2	7	9			11.1	38.9	50.0		
03 Allegan	197	42	34	94	26	1	21.3	17.3	47.7	13.2	.5
04 Alpena	61	11	11	22	17		18.0	18.0	36.1	27.9	
05 Antrim	41	9	7	21	3	1	22.0	17.1	51.2	7.3	2.4
06 Arenac	23	4	6	13			17.4	26.1	56.5		
07 Baraga	20	4	5	8	3		20.0	25.0	40.0	15.0	
08 Barry	115	10	9	89	7		8.7	7.8	77.4	6.1	
09 Bay	370	60	50	179	81		16.2	13.5	48.4	21.9	
10 Benzie	28	6		14	8		21.4		50.0	28.6	
11 Berrien	696	150	204	235	90	17	21.6	29.3	33.8	12.9	2.4
12 Branch	57	14	19	24			24.6	33.3	42.1		
13 Calhoun	405	46	131	68	158	2	11.4	32.3	16.8	39.0	.5
14 Cass	154	23	56	61	14		14.9	36.4	39.6	9.1	
15 Charlevoix	42	11	13	17		1	26.2	31.0	40.5		2.4
16 Cheboygan	62	13	14	30	4	1	21.0	22.6	48.4	6.5	1.6
17 Chippewa	107	29	26	47	5		27.1	24.3	43.9	4.7	
18 Clare	77	13	1	41	22		16.9	1.3	53.2	28.6	
19 Clinton	71	17	12	42			23.9	16.9	59.2		
20 Crawford	55	9	18	20	6	2	16.4	32.7	36.4	10.9	3.6
21 Delta	59	7	15	36	1		11.9	25.4	61.0	1.7	
22 Dickinson	88	11	13	57	7		12.5	14.8	64.8	8.0	
23 Eaton	249	19	28	182	17	3	7.6	11.2	73.1	6.8	1.2
24 Emmet	57	19	4	4	30		33.3	7.0	7.0	52.6	
25 Genesee	1,052	206	172	383	283	8	19.6	16.3	36.4	26.9	.8
26 Gladwin	89	10	2	55	20	2	11.2	2.2	61.8	22.5	2.2
27 Gogebic	12	3	3	5	1		25.0	25.0	41.7	8.3	
28 Grand Traverse	120	39	9	70	2		32.5	7.5	58.3	1.7	
29 Gratiot	83	33	3	46	1		39.8	3.6	55.4	1.2	
30 Hillsdale	54	26	3	21	4		48.1	5.6	38.9	7.4	
31 Houghton	23	5	3	13	2		21.7	13.0	56.5	8.7	
32 Huron	38	7	7	24			18.4	18.4	63.2		
33 Ingham	679	50	185	418	24	2	7.4	27.2	61.6	3.5	.3
34 Ionia	180	57	12	107		4	31.7	6.7	59.4		2.2
35 Iosco	47	8	13	24	2		17.0	27.7	51.1	4.3	
36 Iron	28	5		22	1		17.9		78.6	3.6	
37 Isabella	233	24	44	160	4	1	10.3	18.9	68.7	1.7	.4
38 Jackson	544	120	100	288	35	1	22.1	18.4	52.9	6.4	.2
39 Kalamazoo	935	103	290	239	278	25	11.0	31.0	25.6	29.7	2.7
40 Kalkaska	85	12	32	32	6	3	14.1	37.6	37.6	7.1	3.5
41 Kent	1,958	358	431	691	450	28	18.3	22.0	35.3	23.0	1.4
42 Keweenaw	0										
43 Lake	28	4	3	20	1		14.3	10.7	71.4	3.6	
44 Lapeer	224	27	68	126	3		12.1	30.4	56.3	1.3	
45 Leelanau	22	10	1	11			45.5	4.5	50.0		
46 Lenawee	113	32	5	56	19	1	28.3	4.4	49.6	16.8	.9
47 Livingston	418	79	71	195	73		18.9	17.0	46.7	17.5	
48 Luce	10	1	1	8			10.0	10.0	80.0		

A1a 2009 Criminal Court Dispositions (Offenders) by FOA Region and County – Non-Assaultive Offenses

Page 2 of 2

	Total	Prison ¹	Jail	Jail/ Probation	Proba- tion ²	Other ³	Percents				
							Prison ¹	Jail	Jail/ Probation	Proba- tion ²	Other ³
STATE TOTALS	27,895	4,901	4,829	10,098	7,837	230	17.6	17.3	36.2	28.1	.8
(Cont'd.)											
OUTSTATE REGION TOTALS	15,057	2,676	3,030	6,740	2,442	169	17.8	20.1	44.8	16.2	1.1
49 Mackinac	27	4	5	17	1		14.8	18.5	63.0	3.7	
51 Manistee	30	7		19	4		23.3		63.3	13.3	
52 Marquette	96	18	14	46	17	1	18.8	14.6	47.9	17.7	1.0
53 Mason	77	22	2	53			28.6	2.6	68.8		
54 Mecosta	138	11	26	98	3		8.0	18.8	71.0	2.2	
55 Menominee	38	2	14	16	6		5.3	36.8	42.1	15.8	
56 Midland	189	41	29	62	48	9	21.7	15.3	32.8	25.4	4.8
57 Missaukee	30	11		19			36.7		63.3		
58 Monroe	330	76	37	199	18		23.0	11.2	60.3	5.5	
59 Montcalm	118	33	20	58	5	2	28.0	16.9	49.2	4.2	1.7
60 Montmorency	26	3	12	9	2		11.5	46.2	34.6	7.7	
61 Muskegon	747	209	93	391	53	1	28.0	12.4	52.3	7.1	.1
62 Newaygo	118	18	16	78	5	1	15.3	13.6	66.1	4.2	.8
64 Oceana	53	4	11	33	5		7.5	20.8	62.3	9.4	
65 Ogemaw	68	8	16	36	8		11.8	23.5	52.9	11.8	
66 Ontonagon	3			3					100.0		
67 Osceola	52	7	2	39	3	1	13.5	3.8	75.0	5.8	1.9
68 Oscoda	7		1	5	1			14.3	71.4	14.3	
69 Otsego	67	17	17	21	10	2	25.4	25.4	31.3	14.9	3.0
70 Ottawa	543	31	117	228	141	26	5.7	21.5	42.0	26.0	4.8
71 Presque Isle	44	17	4	16	5	2	38.6	9.1	36.4	11.4	4.5
72 Roscommon	101	19	9	55	18		18.8	8.9	54.5	17.8	
73 Saginaw	748	153	109	220	252	14	20.5	14.6	29.4	33.7	1.9
74 St. Clair	521	65	154	243	58	1	12.5	29.6	46.6	11.1	.2
75 St. Joseph	133	13	61	56	2	1	9.8	45.9	42.1	1.5	.8
76 Sanilac	70	13	10	46	1		18.6	14.3	65.7	1.4	
77 Schoolcraft	12	4	3	5			33.3	25.0	41.7		
78 Shiawassee	114	27	1	73	13		23.7	.9	64.0	11.4	
79 Tuscola	236	53	36	111	34	2	22.5	15.3	47.0	14.4	.8
80 Van Buren	201	16	66	96	20	3	8.0	32.8	47.8	10.0	1.5
83 Wexford	68	18	2	48			26.5	2.9	70.6		

¹ Includes HYTA Prison

² Includes Delayed and Suspended Sentences, HYTA Probation, and SAI Probation.

³ Includes Restitution, Fines, Costs, Community Service and DHS sentences.

SOURCE: OMNI Court Disposition Extracts

A1b 2009 Criminal Court Dispositions (Offenders) by FOA Region and County – Drug Offenses

Page 1 of 2

	Total	Prison ¹	Jail	Jail/ Probation	Proba- tion ²	Other ³	Percents				
							Prison ¹	Jail	Jail/ Probation	Proba- tion ²	Other ³
STATE TOTALS	15,335	1,509	3,114	5,159	5,420	133	9.8	20.3	33.6	35.3	.9
METROPOLITAN REGION TOTALS	7,754	537	1,248	2,030	3,887	52	6.9	16.1	26.2	50.1	.7
50 Macomb	2,185	85	367	830	860	43	3.9	16.8	38.0	39.4	2.0
63 Oakland	1,456	151	435	566	302	2	10.4	29.9	38.9	20.7	.1
81 Washtenaw	255	30	65	45	115		11.8	25.5	17.6	45.1	
82 Wayne	3,858	271	381	589	2,610	7	7.0	9.9	15.3	67.7	.2
OUTSTATE REGION TOTALS	7,581	972	1,866	3,129	1,533	81	12.8	24.6	41.3	20.2	1.1
01 Alcona	11	2	1	7	1		18.2	9.1	63.6	9.1	
02 Alger	6		2	4				33.3	66.7		
03 Allegan	108	27	16	49	15	1	25.0	14.8	45.4	13.9	.9
04 Alpena	75	6	20	21	28		8.0	26.7	28.0	37.3	
05 Antrim	5			5					100.0		
06 Arenac	13	3	3	5	2		23.1	23.1	38.5	15.4	
07 Baraga	8	3	1	3	1		37.5	12.5	37.5	12.5	
08 Barry	59	2	4	52	1		3.4	6.8	88.1	1.7	
09 Bay	142	9	27	56	50		6.3	19.0	39.4	35.2	
10 Benzie	6	1		3	2		16.7		50.0	33.3	
11 Berrien	533	108	178	223	17	7	20.3	33.4	41.8	3.2	1.3
12 Branch	67	17	15	32	3		25.4	22.4	47.8	4.5	
13 Calhoun	211	13	92	24	81	1	6.2	43.6	11.4	38.4	.5
14 Cass	107	28	30	38	11		26.2	28.0	35.5	10.3	
15 Charlevoix	33	2	9	21		1	6.1	27.3	63.6		3.0
16 Cheboygan	36	12	6	14	4		33.3	16.7	38.9	11.1	
17 Chippewa	35	2	11	15	7		5.7	31.4	42.9	20.0	
18 Clare	14		3	4	6	1		21.4	28.6	42.9	7.1
19 Clinton	23	4	5	13	1		17.4	21.7	56.5	4.3	
20 Crawford	26	7	5	10	4		26.9	19.2	38.5	15.4	
21 Delta	39	2	20	17			5.1	51.3	43.6		
22 Dickinson	33	1	5	24	3		3.0	15.2	72.7	9.1	
23 Eaton	50	1	4	44	1		2.0	8.0	88.0	2.0	
24 Emmet	26	3	3	5	15		11.5	11.5	19.2	57.7	
25 Genesee	434	38	78	116	199	3	8.8	18.0	26.7	45.9	.7
26 Gladwin	48			30	18				62.5	37.5	
27 Gogebic	13	2	3	5	3		15.4	23.1	38.5	23.1	
28 Grand Traverse	47	17	6	24			36.2	12.8	51.1		
29 Gratiot	31	2	6	23			6.5	19.4	74.2		
30 Hillsdale	38	19	3	15	1		50.0	7.9	39.5	2.6	
31 Houghton	6		4	2				66.7	33.3		
32 Huron	23	1	6	15	1		4.3	26.1	65.2	4.3	
33 Ingham	335	12	99	214	10		3.6	29.6	63.9	3.0	
34 Ionia	49	9	6	34			18.4	12.2	69.4		
35 Iosco	28	4	7	17			14.3	25.0	60.7		
36 Iron	6	3		3			50.0		50.0		
37 Isabella	258	8	44	200	6		3.1	17.1	77.5	2.3	
38 Jackson	239	52	59	101	26	1	21.8	24.7	42.3	10.9	.4
39 Kalamazoo	737	95	239	131	254	18	12.9	32.4	17.8	34.5	2.4
40 Kalkaska	19	3	11	5			15.8	57.9	26.3		
41 Kent	820	123	254	237	195	11	15.0	31.0	28.9	23.8	1.3
42 Keweenaw	0										
43 Lake	5	1		4			20.0		80.0		
44 Lapeer	57	1	24	32			1.8	42.1	56.1		
45 Leelanau	4	1		3			25.0		75.0		
46 Lenawee	48	14	2	22	10		29.2	4.2	45.8	20.8	
47 Livingston	195	14	37	76	66	2	7.2	19.0	39.0	33.8	1.0
48 Luce	8	1	2	3	1	1	12.5	25.0	37.5	12.5	

A1b 2009 Criminal Court Dispositions (Offenders) by FOA Region and County – Drug Offenses

Page 2 of 2

	Total	Prison ¹	Jail	Jail/ Probation	Proba- tion ²	Other ³	Percents				
							Prison ¹	Jail	Jail/ Probation	Proba- tion ²	Other ³
STATE TOTALS	15,335	1,509	3,114	5,159	5,420	133	9.8	20.3	33.6	35.3	.9
(Cont'd.)											
OUTSTATE REGION TOTALS	7,581	972	1,866	3,129	1,533	81	12.8	24.6	41.3	20.2	1.1
49 Mackinac	9	1	2	6			11.1	22.2	66.7		
51 Manistee	18	2		12	4		11.1		66.7	22.2	
52 Marquette	58	1	3	30	24		1.7	5.2	51.7	41.4	
53 Mason	29	4	4	21			13.8	13.8	72.4		
54 Mecosta	48	5		40	3		10.4		83.3	6.3	
55 Menominee	9		6	3				66.7	33.3		
56 Midland	59	5	9	21	24		8.5	15.3	35.6	40.7	
57 Missaukee	5			4	1				80.0	20.0	
58 Monroe	216	40	33	136	7		18.5	15.3	63.0	3.2	
59 Montcalm	32	12	5	15			37.5	15.6	46.9		
60 Montmorency	9	1	2	2	4		11.1	22.2	22.2	44.4	
61 Muskegon	367	61	77	205	23	1	16.6	21.0	55.9	6.3	.3
62 Newaygo	56	10	6	40			17.9	10.7	71.4		
64 Oceana	36	1	10	25			2.8	27.8	69.4		
65 Ogemaw	24	2	7	13	2		8.3	29.2	54.2	8.3	
66 Ontonagon	7	1	1	5			14.3	14.3	71.4		
67 Osceola	24	4	2	16	2		16.7	8.3	66.7	8.3	
68 Oscoda	5			5					100.0		
69 Otsego	40	4	8	21	6	1	10.0	20.0	52.5	15.0	2.5
70 Ottawa	199	4	54	48	85	8	2.0	27.1	24.1	42.7	4.0
71 Presque Isle	27	6	8	12	1		22.2	29.6	44.4	3.7	
72 Roscommon	61	4	15	24	18		6.6	24.6	39.3	29.5	
73 Saginaw	405	35	76	76	198	20	8.6	18.8	18.8	48.9	4.9
74 St. Clair	238	26	75	92	44	1	10.9	31.5	38.7	18.5	.4
75 St. Joseph	139	35	47	57			25.2	33.8	41.0		
76 Sanilac	35		4	29	2			11.4	82.9	5.7	
77 Schoolcraft	4	1	1	2			25.0	25.0	50.0		
78 Shiawassee	65	4	2	52	7		6.2	3.1	80.0	10.8	
79 Tuscola	56	9	4	26	17		16.1	7.1	46.4	30.4	
80 Van Buren	141	19	52	51	16	3	13.5	36.9	36.2	11.3	2.1
83 Wexford	46	2	3	39	2		4.3	6.5	84.8	4.3	

¹ Includes HYTA Prison

² Includes Delayed and Suspended Sentences, HYTA Probation, and SAI Probation.

³ Includes Restitution, Fines, Costs, Community Service and DHS sentences.

SOURCE: OMNI Court Disposition Extracts

A1c 2009 Criminal Court Dispositions (Offenders) by FOA Region and County – Assaultive Offenses

Page 1 of 2

	Total	Prison ¹	Jail	Jail/ Probation	Proba- tion ²	Other ³	Percents				
							Prison ¹	Jail	Jail/ Probation	Proba- tion ²	Other ³
STATE TOTALS	12,362	4,292	1,861	3,669	2,437	103	34.7	15.1	29.7	19.7	.8
METROPOLITAN REGION TOTALS	5,643	1,985	601	1,285	1,731	41	35.2	10.7	22.8	30.7	.7
50 Macomb	856	252	137	300	149	18	29.4	16.0	35.0	17.4	2.1
63 Oakland	1,375	444	235	497	194	5	32.3	17.1	36.1	14.1	.4
81 Washtenaw	326	115	56	63	77	15	35.3	17.2	19.3	23.6	4.6
82 Wayne	3,086	1,174	173	425	1,311	3	38.0	5.6	13.8	42.5	.1
OUTSTATE REGION TOTALS	6,719	2,307	1,260	2,384	706	62	34.3	18.8	35.5	10.5	.9
01 Alcona	12	3	1	6	2		25.0	8.3	50.0	16.7	
02 Alger	10	1	3	6			10.0	30.0	60.0		
03 Allegan	113	48	20	38	7		42.5	17.7	33.6	6.2	
04 Alpena	26	16		8	2		61.5		30.8	7.7	
05 Antrim	12	9		3			75.0		25.0		
06 Arenac	14	7	1	5	1		50.0	7.1	35.7	7.1	
07 Baraga	9	2	4	3			22.2	44.4	33.3		
08 Barry	30	6	2	21	1		20.0	6.7	70.0	3.3	
09 Bay	140	43	21	54	21	1	30.7	15.0	38.6	15.0	.7
10 Benzie	9	3		6			33.3		66.7		
11 Berrien	336	117	94	93	32		34.8	28.0	27.7	9.5	
12 Branch	43	22	9	12			51.2	20.9	27.9		
13 Calhoun	268	69	80	41	72	6	25.7	29.9	15.3	26.9	2.2
14 Cass	46	14	20	11	1		30.4	43.5	23.9	2.2	
15 Charlevoix	19	5	7	6		1	26.3	36.8	31.6		5.3
16 Cheboygan	31	9	7	10	5		29.0	22.6	32.3	16.1	
17 Chippewa	42	12	12	17	1		28.6	28.6	40.5	2.4	
18 Clare	32	6		21	5		18.8		65.6	15.6	
19 Clinton	32	13	6	13			40.6	18.8	40.6		
20 Crawford	19	1	6	11	1		5.3	31.6	57.9	5.3	
21 Delta	16	4	7	5			25.0	43.8	31.3		
22 Dickinson	24	5	4	13	2		20.8	16.7	54.2	8.3	
23 Eaton	66	13	8	43	1	1	19.7	12.1	65.2	1.5	1.5
24 Emmet	34	12	1	2	19		35.3	2.9	5.9	55.9	
25 Genesee	404	184	45	118	54	3	45.5	11.1	29.2	13.4	.7
26 Gladwin	29	7		14	8		24.1		48.3	27.6	
27 Gogebic	15	13		2			86.7		13.3		
28 Grand Traverse	49	28	4	17			57.1	8.2	34.7		
29 Gratiot	32	21	1	10			65.6	3.1	31.3		
30 Hillsdale	23	8	2	11	2		34.8	8.7	47.8	8.7	
31 Houghton	7	3		4			42.9		57.1		
32 Huron	9	7		2			77.8		22.2		
33 Ingham	332	88	83	154	6	1	26.5	25.0	46.4	1.8	.3
34 Ionia	86	41	7	38			47.7	8.1	44.2		
35 Iosco	19	4	6	9			21.1	31.6	47.4		
36 Iron	13	2		11			15.4		84.6		
37 Isabella	110	20	14	74	2		18.2	12.7	67.3	1.8	
38 Jackson	224	83	61	69	11		37.1	27.2	30.8	4.9	
39 Kalamazoo	388	100	117	86	82	3	25.8	30.2	22.2	21.1	.8
40 Kalkaska	16	7	6	3			43.8	37.5	18.8		
41 Kent	920	368	151	270	112	19	40.0	16.4	29.3	12.2	2.1
42 Keweenaw	3	1	1	1			33.3	33.3	33.3		
43 Lake	12	3	2	7			25.0	16.7	58.3		
44 Lapeer	61	20	9	32			32.8	14.8	52.5		
45 Leelanau	5	4	1				80.0	20.0			
46 Lenawee	91	45	2	38	6		49.5	2.2	41.8	6.6	
47 Livingston	179	45	32	76	25	1	25.1	17.9	42.5	14.0	.6
48 Luce	10		2	8				20.0	80.0		

A1c 2009 Criminal Court Dispositions (Offenders) by FOA Region and County — Assaultive Offenses

Page 2 of 2

	Total	Prison ¹	Jail	Jail/ Probation	Proba- tion ²	Other ³	Percents				
							Prison ¹	Jail	Jail/ Probation	Proba- tion ²	Other ³
STATE TOTALS	12,362	4,292	1,861	3,669	2,437	103	34.7	15.1	29.7	19.7	.8
(Cont'd.)											
OUTSTATE REGION TOTALS	6,719	2,307	1,260	2,384	706	62	34.3	18.8	35.5	10.5	.9
49 Mackinac	9	3	1	4		1	33.3	11.1	44.4		11.1
51 Manistee	15	6		9			40.0		60.0		
52 Marquette	32	6	6	17	3		18.8	18.8	53.1	9.4	
53 Mason	26	5	1	20			19.2	3.8	76.9		
54 Mecosta	50	10	8	32			20.0	16.0	64.0		
55 Menominee	5	2	1	2			40.0	20.0	40.0		
56 Midland	84	26	9	27	20	2	31.0	10.7	32.1	23.8	2.4
57 Missaukee	16	4	1	9	2		25.0	6.3	56.3	12.5	
58 Monroe	128	45	26	54	3		35.2	20.3	42.2	2.3	
59 Montcalm	72	29	10	33			40.3	13.9	45.8		
60 Montmorency	15	4	5	3	3		26.7	33.3	20.0	20.0	
61 Muskegon	391	172	33	182	4		44.0	8.4	46.5	1.0	
62 Newaygo	62	17	12	29	4		27.4	19.4	46.8	6.5	
64 Oceana	12	3	3	6			25.0	25.0	50.0		
65 Ogemaw	24	12	4	8			50.0	16.7	33.3		
66 Ontonagon	2	2					100.0				
67 Osceola	23	9	2	12			39.1	8.7	52.2		
68 Oscoda	6	3		3			50.0		50.0		
69 Otsego	24	6	6	11	1		25.0	25.0	45.8	4.2	
70 Ottawa	206	40	49	68	44	5	19.4	23.8	33.0	21.4	2.4
71 Presque Isle	19	9	3	6	1		47.4	15.8	31.6	5.3	
72 Roscommon	44	13	5	15	11		29.5	11.4	34.1	25.0	
73 Saginaw	453	190	66	90	98	9	41.9	14.6	19.9	21.6	2.0
74 St. Clair	178	45	60	60	9	4	25.3	33.7	33.7	5.1	2.2
75 St. Joseph	97	22	42	33			22.7	43.3	34.0		
76 Sanilac	25	7	2	15		1	28.0	8.0	60.0		4.0
77 Schoolcraft	9	8		1			88.9		11.1		
78 Shiawassee	43	13	2	25	3		30.2	4.7	58.1	7.0	
79 Tuscola	107	26	18	47	13	3	24.3	16.8	43.9	12.1	2.8
80 Van Buren	82	18	23	34	6	1	22.0	28.0	41.5	7.3	1.2
83 Wexford	40	10	3	27			25.0	7.5	67.5		

¹ Includes HYTA Prison

² Includes Delayed and Suspended Sentences, HYTA Probation, and SAI Probation.

³ Includes Restitution, Fines, Costs, Community Service and DHS sentences.

SOURCE: OMNI Court Disposition Extracts

A2

2009 Criminal Court Dispositions by Offense and Type of Disposition – All Offenses

Page 1 of 32

			DISPOSITIONS					
Compiled Laws	Offense	Max. Penalty	Total	Prison ¹	Jail	Jail/ Probation ²	Probation ²	Other ³
GRAND TOTAL			80,119	18,488	16,106	24,784	19,934	807
%				23%	20%	31%	25%	1%
VIOLATIONS ATTEMPTS			71,960	17,867	14,493	22,567	16,324	709
ATTEMPTS			8,159	621	1,613	2,217	3,610	98
21.154	Public Officer - Embezzle/Divert Tax/Public Moneys	5 ATTEMPTS	1				1	
28.243A	Fingerprinting - Refusal	MISD ATTEMPTS	10		8	1	1	
28.2931	State ID Card - False Application	5 ATTEMPTS	9	1	4	1	3	
			2				2	
28.2951B-A	State ID Card - Alter/Forge/Use to Commit Felony or Misdemeanor	5 ATTEMPTS	3	2				1
28.2952	State ID Card - Used w/o Permission	5 ATTEMPTS	1				1	
28.2952-A	State ID Card - Alter/Forge Intent to Deliver/Possess 2 or More	5 ATTEMPTS	2	1		1		
28.425B3	Weapons - Pistols, False Info on CCW Permit	4 ATTEMPTS	1			1		
28.425K2A	Weapons - Pistols, Carrying Concealed While Under the Influence	MISD ATTEMPTS	1				1	
28.5953-A	State ID Card - Counterfeit/Forged, Possession	MISD ATTEMPTS	1		1			
28.729	Sex Offender - Fail to Register	4 ATTEMPTS	502	104	188	131	68	11
			132	5	47	28	44	8
28.7291A	Sex Offender - Fail to Register	4 ATTEMPTS	5		4	1		
28.7291B	Sex Offender - Fail to Register, 2nd Offense	7 ATTEMPTS	42	9	16	12	5	
28.7291C	Sex Offender - Fail to Register, 3rd Offense	10 ATTEMPTS	14	8	5	1		
			1	1				
28.7292	Sex Offenders - Failure to Comply w/ Duties	MISD ATTEMPTS	66	2	33	5	23	3
			2				2	
28.7292C	Sex Offender - Fail to Report, 3rd Offense	4 ATTEMPTS	18	1	12	4	1	
			2		2			
28.7294	Sex Offenders - Refusing/Failing to Pay Registration Fee	MISD ATTEMPTS	1		1			
28.729B	Sex Offenders - Failure to Comply w/ Reporting Duties - 2nd Offense	MISD ATTEMPTS	9		4	2	2	1
			1		1			
28.7342A	Student Safety Zone - Work/Loiter	MISD ATTEMPTS	1		1			
28.7342B	Student Safety Zone - Work/Loiter - 2nd Offense	2 ATTEMPTS	1			1		
28.7352A	Student Safety Zone - Residency Violation	MISD ATTEMPTS	10		6	2	1	1
			1			1		
28.7541	False Report of Child Abduction	4 ATTEMPTS	1				1	
168.932E	Election Law - Absentee Ballot Tampering	5 ATTEMPTS	1			1		
168.932F	Election Law - Possess Absentee Ballot	5 ATTEMPTS	4		1		3	
168.932H	Election Law - Attempt to Influence Absent Voter	5 ATTEMPTS	1				1	

NOTE: Be sure to check for related offense codes when examining a particular type of crime. They may or may not be in sequential order or even on the same page. Offenders may have multiple dispositions.

A2

2009 Criminal Court Dispositions by Offense and Type of Disposition – All Offenses

Page 2 of 32

			DISPOSITIONS					
Compiled Laws	Offense	Max. Penalty	Total	Prison ¹	Jail	Jail/ Probation ²	Probation ²	Other ³
GRAND TOTAL			80,119	18,488	16,106	24,784	19,934	807
%				23%	20%	31%	25%	1%
VIOLATIONS			71,960	17,867	14,493	22,567	16,324	709
ATTEMPTS			8,159	621	1,613	2,217	3,610	98
205.108	Taxes - Use Tax - Consumer's Failure to Comply w/ Act	MISD ATTEMPTS	1		1			
205.27	Taxes - Defraud/Evade Payment of	15 ATTEMPTS	1		1			
205.271A	Taxes - Fail to File/False Return	5 ATTEMPTS	2			1	1	
205.271C	Taxes - Make/Permit False Returns	5 ATTEMPTS	1	1			1	
205.4282	Tobacco Products Tax Act Violation Felony	5 ATTEMPTS	8			2	8	1
205.4282-A	Tobacco Products Tax Act Violations Sell w/o Tax Stamp	5 ATTEMPTS	1				1	
205.4283	Tobacco Products Tax Act Violations Misdemeanor	1 ATTEMPTS	1				1	
205.4284	Tobacco Products Tax Act Violations	MISD ATTEMPTS	6				6	
205.4286	Tobacco Products Tax Act Unauthorized Tax Stamps	10 ATTEMPTS	2			1	1	
205.509	Possess & Transport Untaxed Cigarettes	5 ATTEMPTS	1		1			
257.215	Operating - Unregistered Vehicle	MISD ATTEMPTS	6		5		1	
257.2171	Title Applications - Omitting Information	MISD ATTEMPTS	1				1	
257.226A	Improper Use of License Plates	MISD ATTEMPTS	1				1	
257.233A6	Motor Vehicles - Odometer Tampering	5 ATTEMPTS	3		1		2	
257.254	Motor Vehicle Code - Intent to Pass False Title	10 ATTEMPTS	42	11	8	13	10	
257.256	License Plate/Registration/Title Unlawful Use	MISD ATTEMPTS	3			2	1	
257.257	License Documents/Plates - Forgery	5 ATTEMPTS	51		37	4	9	1
257.301	Operating - No/Multiple Licenses	MISD ATTEMPTS	54	3	15	15	19	2
257.31010	Driver's License - Forged, Possession	MISD ATTEMPTS	26		3	5	17	1
257.3107A	Driver's License - Forge w/ Intent to Commit Crime Max 10 Yrs+	10 ATTEMPTS	47		32	8	6	1
257.3107B	Driver's License - Forge w/ Intent to Commit Crime Max 6mos-<10 yrs	5 ATTEMPTS	4		3		1	
257.3109	Driver's License - Forged, Possession of 2 or More	5 ATTEMPTS	9	4	1	3	1	
257.311	Operate w/o License	MISD ATTEMPTS	10	1	6	1	2	
257.312	Operate w/Restricted License	MISD ATTEMPTS	1		1	2	1	
			6	2	1	2	1	
			39		14	11	12	2
			45		31	12	1	1

NOTE: Be sure to check for related offense codes when examining a particular type of crime. They may or may not be in sequential order or even on the same page. Offenders may have multiple dispositions.

A2

2009 Criminal Court Dispositions by Offense and Type of Disposition — All Offenses

Page 3 of 32

			DISPOSITIONS					
Compiled Laws	Offense	Max. Penalty	Total	Prison ¹	Jail	Jail/ Probation ²	Probation ²	Other ³
GRAND TOTAL			80,119	18,488	16,106	24,784	19,934	807
%				23%	20%	31%	25%	1%
VIOLATIONS			71,960	17,867	14,493	22,567	16,324	709
ATTEMPTS			8,159	621	1,613	2,217	3,610	98
257.312A	Operating - Motorcycles/Mopeds w/o Indorsement	MISD ATTEMPTS	3		3			
257.324	Operate w/Forged/Altered License/False ID	MISD ATTEMPTS	64		47	6	9	2
257.328	Motor Vehicle Code - Producing False Evidence of Insurance	MISD ATTEMPTS	3				1	2
257.3291	Insurance Certificates - Possess/Sale of Stolen/Counterfeit	5 ATTEMPTS	22		3	7	12	
257.602	Police Officer - Refuse to Obey Traffic Order	MISD ATTEMPTS	3				3	
257.602A2	Police Officer - Flee - 4th Degree (Vehicle Code)	2 ATTEMPTS	4		3		1	
257.602A3	Police Officer - Flee - 3rd Degree (Vehicle Code)	4 ATTEMPTS	328	43	105	116	62	2
257.602A3-A	Police Officer - Flee - 3rd Degree (Vehicle Code)	5 ATTEMPTS	42		16	11	15	
257.602A4	Police Officer - Flee - Serious Bodily Injury (Vehicle Code)	4 ATTEMPTS	1	1				
257.602A4-A	Police Officer - Flee - 2nd Degree (Vehicle Code)	10 ATTEMPTS	783	214	144	219	203	3
257.617	Fail to Stop at Accident - Serious Impairment/Death	5 ATTEMPTS	33	3	4	11	14	1
257.6173	Fail to Stop at Accident - At Fault Death Result	15 ATTEMPTS	1	1				
257.617A	Fail to Stop at Personal Injury Accident	1 ATTEMPTS	75	48	2	17	8	
257.618	Fail to Stop at Property Damage Accident (Attended Vehicle)	MISD ATTEMPTS	57	32	1	22	2	
257.620	Fail to Stop after Collision	MISD ATTEMPTS	1			1		
257.621	Failure to Report Accident to Fixtures	MISD ATTEMPTS	10	10				
257.622	Fail to Report Accident	MISD ATTEMPTS	1	1				
257.624A	Alcohol - Open Container in Vehicle	MISD ATTEMPTS	26		12	9	4	1
257.624B1	Alcohol - Possession By Minor in Motor Vehicle	MISD ATTEMPTS	1				1	
257.625	Operating Vehicle Intoxicated	15 ATTEMPTS	43	1	20	14	8	
257.6251	Operating Vehicle Intoxicated	15 ATTEMPTS	1				1	
257.6251-A	Operating Vehicle Intoxicated	MISD ATTEMPTS	31		18	8	4	1
257.62510B	Operating Vehicle Intoxicated - 2nd Offense	1 ATTEMPTS	1				1	
257.62510C	Operating Vehicle Intoxicated - 3rd Offense	1 ATTEMPTS	5		2	2	1	
			10		8	1	1	
			128	1	87	21	12	7
			1				1	
			4		1		3	
			6		1	1	4	
			448	2	210	124	95	17
			10		1	1	8	
			14		5	6	3	
			30		2	26	2	

NOTE: Be sure to check for related offense codes when examining a particular type of crime. They may or may not be in sequential order or even on the same page. Offenders may have multiple dispositions.

A2

2009 Criminal Court Dispositions by Offense and Type of Disposition – All Offenses

Page 4 of 32

			DISPOSITIONS					
Compiled Laws	Offense	Max. Penalty	Total	Prison ¹	Jail	Jail/ Probation ²	Probation ²	Other ³
GRAND TOTAL			80,119	18,488	16,106	24,784	19,934	807
%				23%	20%	31%	25%	1%
VIOLATIONS			71,960	17,867	14,493	22,567	16,324	709
ATTEMPTS			8,159	621	1,613	2,217	3,610	98
257.6253A	Operate - Impaired	MISD	108		45	32	22	9
		ATTEMPTS	3		2		1	
257.6254	Operating Vehicle Intoxicated, Causing Death	15	38	32		6		
		ATTEMPTS	2	1		1		
257.6254A	Operating Vehicle Intoxicated, Causing Death	15	1	1				
		ATTEMPTS						
257.6255	Operating Vehicle Intoxicated, Causing Incapacitating Injury	5	1	1				
		ATTEMPTS						
257.6255-A	Operating Vehicle Intoxicated, Causing Serious Injury	5	117	40	7	59	11	
		ATTEMPTS	6	1		4	1	
257.6256	Operating Vehicle Intoxicated, Impaired - 3rd Felony	5	1		1			
		ATTEMPTS						
257.6256-A	Minor Operating Vehicle, w/ Any Blood Alcohol Content	MISD	11		3	2	2	4
		ATTEMPTS	1				1	
257.6256B	Operating Vehicle Intoxicated, Contr. Sub. - 2nd Offense	1	224		75	110	33	6
		ATTEMPTS	3		1	1	1	
257.6256D	Operating Vehicle Intoxicated, Contr. Sub. - 3rd Offense	5	3,798	695	308	2,515	277	3
		ATTEMPTS	5			5		
257.6257A1	Operating Vehicle Intoxicated, w/ Occupant <16	1	35		10	17	8	
		ATTEMPTS	1				1	
257.6257A2	Operating Vehicle Intoxicated, w/ Occupant <16 - 2nd+ Offense	5	83	6	8	62	7	
		ATTEMPTS	1			1		
257.6258	Operating Vehicle, w/ Presence of Controlled Substance	MISD	83		49	13	17	4
		ATTEMPTS						
257.625B	OUIL	5	15		4	3	6	2
		ATTEMPTS						
257.626	Driving - Reckless	MISD	55	2	22	12	13	6
		ATTEMPTS						
257.626C	Driving - Felonious	2	32	11	4	12	5	
		ATTEMPTS	1		1			
257.653A2	Passing EMS - Misd.	MISD	2		1	1		
		ATTEMPTS						
257.653A4	Emergency Vehicle - Careless Passing Death Result	15	1			1		
		ATTEMPTS						
257.7247	Motor Vehicles - Failing to Submit to Weighing	MISD	1			1		
		ATTEMPTS						
257.903	Motor Vehicle Code, False Certification	5	33	1	11	6	15	
		ATTEMPTS	4		1		3	
257.904	Operate - License Suspended/Revoked/ Denied	15	8		4	1	3	
		ATTEMPTS						
257.9041B	Operate - Allow Suspended/Revoked/ Denied to Operate	MISD	690	4	410	147	108	21
		ATTEMPTS	9		3		6	
257.9041C	Operate - Allow Suspended/Revoked/ Denied to Operate - 2nd+ Offense	1	786	8	526	156	71	25
		ATTEMPTS						
257.9042-A	Motor Vehicles - Allowing Suspended Person to Operate	MISD	1				1	
		ATTEMPTS						
257.9044	Operate - License Susp./Rev./Denied, Causing Death	15	8	5		2	1	
		ATTEMPTS	1	1				

NOTE: Be sure to check for related offense codes when examining a particular type of crime. They may or may not be in sequential order or even on the same page. Offenders may have multiple dispositions.

A2

2009 Criminal Court Dispositions by Offense and Type of Disposition – All Offenses

Page 5 of 32

			DISPOSITIONS					
Compiled Laws	Offense	Max. Penalty	Total	Prison ¹	Jail	Jail/ Probation ²	Probation ²	Other ³
	GRAND TOTAL		80,119	18,488	16,106	24,784	19,934	807
	%			23%	20%	31%	25%	1%
	VIOLATIONS		71,960	17,867	14,493	22,567	16,324	709
	ATTEMPTS		8,159	621	1,613	2,217	3,610	98
257.9045	Operate - License Susp./Rev./Denied, Causing Serious Injury	5 ATTEMPTS	26	10	2	6	8	
257.904A	Operating - No License for 3 Years	MISD ATTEMPTS	2		2			
287.3232	Dangerous Animal, Causing Serious Injury	4 ATTEMPTS	1	1				
287.7441	Animal Industry Act - Felony Violations	5 ATTEMPTS	1			1		
287.7442	Animals Industry Act - Misdemeanor/ Rule Violations	MISD ATTEMPTS	2		1		1	
324.1608	Resist/Obstruct Conservation Officers	2 ATTEMPTS	5		2	3		
324.31152A	Water Resources Protection Violation	2 ATTEMPTS	1				1	
324.401112	Wildlife Conservation Part - Possesing Firearm in Vehicle or Motorized Boat	2 ATTEMPTS	3		2	1		
324.401131	Wildlife Conservation Part - Using Artificial Light/Weapon	MISD ATTEMPTS	3		2	1		
324.401181	Wildlife Conservation Part - General Violations	MISD ATTEMPTS	2				2	
324.401183	Wildlife Conservation Part - Taking Deer/Bear/Turkeys	MISD ATTEMPTS	5		4	1		
324.435261	Hunting & Fishing License Part - Hunting Deer w/o License	MISD ATTEMPTS	1		1			
324.731021	Trespass, Recreational Trespass Law	MISD ATTEMPTS	1		1			
324.731022	Trespass, Recreational Trespass Law	MISD ATTEMPTS	2		1	1		
324.73103	Trespass, Recreational Trespass Law	MISD ATTEMPTS	1			1		
324.80172	Marine Safety, Negligence Cause Injury/Death	2 ATTEMPTS	1			1		
324.80173	Marine Safety, Felonious Operation	2 ATTEMPTS	1	1				
324.801761	Marine Safety, OUIL Per Se	MISD ATTEMPTS	1				1	
324.801764	Marine Safety, Operating Under Influence, Death	15 ATTEMPTS	1			1		
324.801765	Marine Safety, Operating Under Influence, Serious Injury	5 ATTEMPTS	1			1		
324.81122	ORV - Operating on Highway or Right-of-Way	MISD ATTEMPTS	2		1		1	
324.81133N	ORV - Operate, RR Utility Right of Way	MISD ATTEMPTS	1				1	
324.81134	ORV - OUIL	5 ATTEMPTS	1		1			
324.811345	ORV - OUIL - 2nd Offense	MISD ATTEMPTS	1			1		

NOTE: Be sure to check for related offense codes when examining a particular type of crime. They may or may not be in sequential order or even on the same page. Offenders may have multiple dispositions.

A2

2009 Criminal Court Dispositions by Offense and Type of Disposition – All Offenses

Page 6 of 32

			DISPOSITIONS					
Compiled Laws	Offense	Max. Penalty	Total	Prison ¹	Jail	Jail/ Probation ²	Probation ²	Other ³
		GRAND TOTAL	80,119	18,488	16,106	24,784	19,934	807
		%		23%	20%	31%	25%	1%
		VIOLATIONS	71,960	17,867	14,493	22,567	16,324	709
		ATTEMPTS	8,159	621	1,613	2,217	3,610	98
324.81140A2A	ORV - Operate, License Suspended/ Revoked	MISD ATTEMPTS	1		1			
324.82126C2	Snowmobiles - Felonious Operation, Causing Serious Impairment	2 ATTEMPTS	1			1		
324.821271	Snowmobiles - OUIL - Misd.	MISD ATTEMPTS	1		1			
328.2321	Funeral Contracts - Conversion	5 ATTEMPTS	8	1	7			
333.16294	Health Profession - Unauthorized Practice Felony	4 ATTEMPTS	3	1		1	1	
333.17766C	Contr. Sub. - Drugs, Falsely Make/Utter/ Publish/Pass/Alter/Forge Rx	2 ATTEMPTS	2		2			
333.17766C1	Contr. Sub. - Ephedrine/Pseudoephedrine Posses >12 grams	2 ATTEMPTS	3			3		
333.17766D	Contr. Sub. - Drugs, Knowingly Posses False/Forged/Altered Rx	2 ATTEMPTS	11	1	5	5		
333.17766E	Contr. Sub. - Drugs, Knowingly Attempts to Possess False/Forged/Altered Rx	MISD ATTEMPTS	4		1	1	2	
333.17766F	Contr. Sub. - Drugs, Knowingly Attempts to Possess False/Forged/Altered Rx	MISD ATTEMPTS	10		3	1	5	1
333.17766F	Contr. Sub. - Drugs, Possess/Control Rx for Purpose of Resale/Dispensory	MISD ATTEMPTS	1		1	1		
333.217711	Nursing Homes - Abuse of Patient	MISD ATTEMPTS	2					
333.5210	AIDS - Sexual Penetration w/ Uninformed Partner	4 ATTEMPTS	1				1	
333.73022	Controlled Substances - Drugs, Label Alteration/Defacement	MISD ATTEMPTS	11	7	1	3		
333.73413	Contr. Sub. - Imitation Mfg/ Distribution	2 ATTEMPTS	3		2			1
333.74012A	Contr. Sub. - Del/Mfg (Narcotic or Cocaine)	LIFE ATTEMPTS	117	15	41	38	23	
333.74012A1	Contr. Sub. - Del/Mfg 1,000+ Grams (Narc. or Cocaine)	LIFE ATTEMPTS	4		1	2	1	
333.74012A2	Contr. Sub. - Del/Mfg 450 - 999 Grams (Narc. or Cocaine)	30 ATTEMPTS	2		2			
333.74012A3	Contr. Sub. - Del/Mfg 50 - 449 Grams (Narc. or Cocaine)	20 ATTEMPTS	31	29	2			
333.74012A4	Contr. Sub. - Del/Mfg Under 50 Grams (Narc. or Cocaine)	20 ATTEMPTS	2	2				
333.74012B	Contr. Sub. - Del/Mfg (Sched. 1-3), Meth/Ecstasy	20 ATTEMPTS	21	21				
333.74012B-A	Contr. Sub. - Del/Mfg (Sched. 1-3), Except Marijuana	7 ATTEMPTS	140	121	2	9	8	
333.74012B-B	Contr. Sub. - Del/Mfg (Subs added Sched. 1-3 by Rule)	7 ATTEMPTS	9	3		2	4	
333.74012B1	Contr. Sub. - Del/Mfg Meth/Ecstasy	20 ATTEMPTS	2,451	621	503	781	541	5
333.74012C	Contr. Sub. - Del/Mfg (Sched. 4, or Added by Rule)	4 ATTEMPTS	666	75	81	118	392	
			2		1	1		
			386	54	51	169	107	5
			37	1	5	16	15	
			8			5	3	
			1			1		
			160	83	9	33	33	2
			35	9	2	8	16	
			2	1	1			

NOTE: Be sure to check for related offense codes when examining a particular type of crime. They may or may not be in sequential order or even on the same page. Offenders may have multiple dispositions.

A2

2009 Criminal Court Dispositions by Offense and Type of Disposition – All Offenses

Page 7 of 32

Compiled Laws	Offense	Max. Penalty
GRAND TOTAL		
%		
VIOLATIONS		
ATTEMPTS		
333.74012C-A	Contr. Sub. - Del/Mfg (Sched. 4)	4
ATTEMPTS		
333.74012C-B	Contr. Sub. - Del/Mfg (Added to Sched. 4 by Board Rule)	4
ATTEMPTS		
333.74012D	Contr. Sub. - Del/Mfg (Sched. 5)	2
ATTEMPTS		
333.74012D1	Contr. Sub. - Del/Mfg 45 or More Kilograms Marijuana	15
ATTEMPTS		
333.74012D2	Contr. Sub. - Del/Mfg 5 to <45 Kilograms Marijuana	7
ATTEMPTS		
333.74012D3	Contr. Sub. - Del/Mfg Marijuana	4
ATTEMPTS		
333.74012F	Prescription Forms - Del/Mfg/ Intent	7
ATTEMPTS		
333.7401B3B	Contr. Sub. - Possess GBL	2
ATTEMPTS		
333.7401C2A	Contr. Sub. - Operate/Maintain Lab	10
ATTEMPTS		
333.7401C2B	Contr. Sub. - Operate/Maintain Lab Near Minor	20
ATTEMPTS		
333.7401C2C	Contr. Sub. - Operate/Maintain Lab Involving Hazardous Waste	20
ATTEMPTS		
333.7401C2D	Contr. Sub. - Operate/Maintain Lab Near Specified Places	20
ATTEMPTS		
333.7401C2F	Contr. Sub. - Operate/Maintain Lab Involving Meth	20
ATTEMPTS		
333.74022A	Contr. Sub. - Create/Del./Intent Counterfeit (Narcotic)	10
ATTEMPTS		
333.74022B	Contr. Sub. - Create/Del./Intent Counterfeit (Sched. 1-3)	5
ATTEMPTS		
333.74022C	Contr. Sub. - Create/Del./Counterfeit Sub. (Sched. 4)	4
ATTEMPTS		
333.74022D	Contr. Sub. - Create/Del./Counterfeit Sub. (Sched. 5)	2
ATTEMPTS		
333.74022E	Contr. Sub. - Create/Deliver Analogue	15
ATTEMPTS		
333.7403	Contr. Sub. - Possess Marijuana	LIFE
ATTEMPTS		
333.74032A	Contr. Sub. - Possess	LIFE
ATTEMPTS		
333.74032A1	Contr. Sub. - Possess 1,000+ Grams (Narcotic)	LIFE
ATTEMPTS		
333.74032A2	Contr. Sub. - Possess 450 - 999 Grams (Narcotic)	30
ATTEMPTS		
333.74032A3	Contr. Sub. - Possess 50 - 449 Grams (Narcotic)	20
ATTEMPTS		
333.74032A4	Contr. Sub. - Possess 25 - 49 Grams (Narcotic)	4
ATTEMPTS		

DISPOSITIONS					
Total	Prison ¹	Jail	Jail/ Probation ²	Probation ²	Other ³
80,119	18,488 23%	16,106 20%	24,784 31%	19,934 25%	807 1%
71,960	17,867	14,493	22,567	16,324	709
8,159	621	1,613	2,217	3,610	98
113	8	28	47	28	2
8		2	3	3	
20	3	1	7	9	
1				1	
13		3	6	4	
2		1	1		
30	11	7	9	3	
1				1	
146	16	16	68	46	
5		1	1	2	1
3,362	315	601	1,388	1,036	22
557	9	76	114	354	4
21	2	3	7	8	1
1			1		
1		1			
53	17	13	20	2	1
4	2	1		1	
3			1	2	
9	8		1		
6	3		1	2	
1			1		
233	141	9	48	35	
8	2	2	3	1	
14	2	2	6	4	
2	1		1		
1			1		
5			2	3	
4	1	2		1	
6	1	1	4		
1				1	
1			1		
6	6				
2	2				
18	13		2	3	
1	1				
51	6	9	17	19	

NOTE: Be sure to check for related offense codes when examining a particular type of crime. They may or may not be in sequential order or even on the same page. Offenders may have multiple dispositions.

A2

2009 Criminal Court Dispositions by Offense and Type of Disposition – All Offenses

Page 8 of 32

			DISPOSITIONS					
Compiled Laws	Offense	Max. Penalty	Total	Prison ¹	Jail	Jail/ Probation ²	Probation ²	Other ³
GRAND TOTAL			80,119	18,488	16,106	24,784	19,934	807
%				23%	20%	31%	25%	1%
VIOLATIONS			71,960	17,867	14,493	22,567	16,324	709
ATTEMPTS			8,159	621	1,613	2,217	3,610	98
333.74032A5	Contr. Sub. - Possess <25 Grams (Narcotic)	4 ATTEMPTS	5,061	369	1,403	1,634	1,613	42
			416	4	69	45	296	2
333.74032B	Contr. Sub. - Possess Analogues/Sched. 1-4	2 ATTEMPTS	3			1	2	
			3				3	
333.74032B-A	Contr. Sub. - Possess Analogues/Sched. 1-4	2 ATTEMPTS	1,310	54	240	502	501	13
			61		9	18	32	2
333.74032B-B	Contr. Sub. - Possess Analogues/Sched. 1-4	2 ATTEMPTS	61		15	20	25	1
			2				2	
333.74032B1	Contr. Sub. - Possess Methamphetamine	10 ATTEMPTS	701	110	149	288	153	1
			60	9	9	17	25	
333.74032C-A	Contr. Sub. - Possess Sched. 5	1 ATTEMPTS	21		2	8	10	1
			1		1			
333.74032D	Contr. Sub. - Possess Marijuana	1 ATTEMPTS	2,203	43	745	679	674	62
			9		1		8	
333.74032E	Prescription Forms - Possession	MISD ATTEMPTS	1				1	
333.74032F	Prescription Forms - Possession	MISD ATTEMPTS	11		4	4	3	
333.74042	Controlled Substance - Possession	MISD ATTEMPTS	2			1	1	
333.74042A	Contr. Sub. - Use (Narcotic/Cocaine/Meth/Ecstasy)	1 ATTEMPTS	190	4	66	62	55	3
			1		1			
333.74042B	Contr. Sub. - Use	1 ATTEMPTS	153		22	26	102	3
			1				1	
333.74042D	Contr. Sub. - Use of Marijuana	MISD ATTEMPTS	28	3	10	7	8	
333.7405D	Contr. Sub. - Maintain Drug House	2 ATTEMPTS	816	48	174	374	213	7
			35		6	14	11	4
333.7405E	Contr. Sub. - Maintain Drug House	2 ATTEMPTS	3			3		
333.74071A	Contr. Sub. - Licensee Distribute w/o Order Form	4 ATTEMPTS	1				1	
333.74071B	Contr. Sub. - Use Fictitious License Number	4 ATTEMPTS	1				1	
333.74071C	Contr. Sub. - Obtain by Fraud	4 ATTEMPTS	326	18	79	97	132	
			89	1	16	18	52	2
333.74071G	Contr. Sub. - Counterfeit Prescription Form	4 ATTEMPTS	21	1	4	9	7	
333.7407A1-A	Contr. Sub. - Attempt Felony	LIFE ATTEMPTS	30	3	10	10	7	
			3	1	1	1		
333.7407A1(B)	Controlled Substance - Fraud	4 ATTEMPTS	1			1		
333.7407AA	Contr. Sub. - Inducing Person to Violate - Life Felony	VAR ATTEMPTS	1				1	
			1				1	
333.74101-D	Contr. Sub. - Delivery to Minor, Sched. 4 and Marijuana	8 ATTEMPTS	7	2	1		4	
333.74102-A	Contr. Sub. - Deliver <50 Grams, School Prop. (Narc/Cocaine)	60 ATTEMPTS	11	8	2		1	

NOTE: Be sure to check for related offense codes when examining a particular type of crime. They may or may not be in sequential order or even on the same page. Offenders may have multiple dispositions.

A2

2009 Criminal Court Dispositions by Offense and Type of Disposition – All Offenses

Page 9 of 32

Compiled Laws	Offense	Max. Penalty
GRAND TOTAL		
%		
VIOLATIONS		
ATTEMPTS		
333.74103	Contr. Sub. - Intent Deliver <50 Grams, School Prop (Narc.)	40 ATTEMPTS
333.74104-A	Contr. Sub. - Possess on School/Library Prop. (Narc./Coc.) <25 Grams	8 ATTEMPTS
333.74104-B	Contr. Sub. - Possess on School/Library Property (Sched.1-4)	4 ATTEMPTS
333.74104-D	Contr. Sub. - Possess Marijuana, on School/Library Property	2 ATTEMPTS
333.7410A	Contr. Sub. - Deliver/Possess in Park	2 ATTEMPTS
333.74132	Contr. Sub. - 2nd+ Offense - Double Penalty	VAR ATTEMPTS
333.7416	Contr. Sub. - Induce Minor to Felony	LIFE ATTEMPTS
335.07	Marihuana, Possession	MISD ATTEMPTS
338.1053A	Security Guards - No License/Permission Connect Security Alarm	4 ATTEMPTS
339.6013	Occupational Code - Performing Occupation w/o License - 1st Offense	MISD ATTEMPTS
339.6016A	Unlicensed Residential Builder	1 ATTEMPTS
400.601-A	Fraud - Welfare, \$500 or Less	4 ATTEMPTS
400.601-B	Fraud - Welfare, Over \$500	4 ATTEMPTS
400.602	Fraud - Welfare, Failure to Inform	4 ATTEMPTS
400.602-A	Fraud - Welfare, Failure to Inform, \$500 or Less	MISD ATTEMPTS
400.602-B	Fraud - Welfare, Failure to Inform, Over \$500	4 ATTEMPTS
400.6071	Medicaid Fraud - False Claim	4 ATTEMPTS
408.485	Failure to Pay Wages - Wilful	MISD ATTEMPTS
421.54AIIA	Unemployment Comp. Fraud, Fail Comply w/ Act/Rule <\$25K	MISD ATTEMPTS
432.2181	Gambling Operations - Felony Violations	10 ATTEMPTS
432.2182	Gambling Activities - Felony Violations	10 ATTEMPTS
432.30	Lottery - Forge/Counterfeit Ticket	5 ATTEMPTS
436.1203	Alcohol - Sale/Deliver/Import w/o License	1 ATTEMPTS
436.16131	Alcohol - Furnishing Place for Consideration (1 Yr Felony)	MISD ATTEMPTS

DISPOSITIONS					
Total	Prison ¹	Jail	Jail/ Probation ²	Probation ²	Other ³
80,119	18,488 23%	16,106 20%	24,784 31%	19,934 25%	807 1%
71,960	17,867	14,493	22,567	16,324	709
8,159	621	1,613	2,217	3,610	98
2	2				
7		1	3	3	
2				2	
9		4	4	1	
1		1			
50	1	5	28	16	
1			1		
13		6	6	1	
1	1				
4		1	3		
2				1	1
3		2			1
2			1		1
4			1	3	
49		7	15	27	
30		3	12	15	
1	1				
13		1	2	9	1
1		1			
251		7	32	212	
32	1	5	15	11	
5		2	1	2	
2		2			
1			1		
2				2	
8				8	
5	1			4	
1			1		
1				1	
3			2	1	

NOTE: Be sure to check for related offense codes when examining a particular type of crime. They may or may not be in sequential order or even on the same page. Offenders may have multiple dispositions.

A2

2009 Criminal Court Dispositions by Offense and Type of Disposition – All Offenses

Page 10 of 32

				DISPOSITIONS					
				Total	Prison ¹	Jail	Jail/ Probation ²	Probation ²	Other ³
GRAND TOTAL				80,119	18,488	16,106	24,784	19,934	807
%					23%	20%	31%	25%	1%
VIOLATIONS				71,960	17,867	14,493	22,567	16,324	709
ATTEMPTS				8,159	621	1,613	2,217	3,610	98
Compiled Laws	Offense		Max. Penalty						
436.17011-A	Alcohol - Sell/Furnish to Minor	MISD	ATTEMPTS	14		8	4	2	
436.17012	Alcohol - Sell/Furnish to Minor, Causing Death	10	ATTEMPTS	1	1				
436.17031A	Alcohol - Purchase/Consume/ Possess by Minor	MISD	ATTEMPTS	63		26	11	12	14
436.17031B	Alcohol - Purchase/Consume/ Possess by Minor - 2nd Offense	MISD	ATTEMPTS	3		1	2		
436.19151	Alcohol - Consumption On Highway	MISD	ATTEMPTS	1			1		
440.95016	File False/Fraudulent Financial Statement	5	ATTEMPTS	14	1	1	2	2	8
445.401	Second Hand Dealer - No License	MISD	ATTEMPTS	1		1			
445.4083	Second Hand Dealer - Buy/Sell Stolen Utility Co. Scrap Metal	5	ATTEMPTS	4	1	1	2		
445.4332	Buy/Sell Stolen Non Ferrous Metals - 1st Offense	5	ATTEMPTS	1				1	
445.4831	Precious Gem/Metal - Doing Business w/o Registration	2	ATTEMPTS	1				1	
445.574A2B-A	Beverage Containers - Returning Nonreturnable, More Than 100	MISD	ATTEMPTS	3				3	
445.65	Identity Theft	5	ATTEMPTS	407	83	69	133	121	1
445.67	Identity Theft - Obtain/Possess/ Transfer ID w/Intent	5	ATTEMPTS	21		4	8	6	3
445.86	Identity Theft - Obtain/Possess/ Transfer ID w/Intent	5	ATTEMPTS	74	25	14	23	12	
445.86	Social Security Number Privacy Act, Violations	MISD	ATTEMPTS	1		1			
484.16052	Emergency 911 Service, Unauthorized	MISD	ATTEMPTS	1			1		
500.2088	Insurance - False Report for Insurance Claim	MISD	ATTEMPTS	4				4	
500.3101A	Motor Vehicle - Operating w/o Valid Insurance	MISD	ATTEMPTS	1		1			
500.3102	Motor Vehicle - Operating w/o Security	MISD	ATTEMPTS	23		12	5	1	5
500.45111	Insurance - Fraudulent Acts	4	ATTEMPTS	55	4	8	16	26	1
500.45112	Insurance Fraud - Conspiracies	10	ATTEMPTS	11		1	2	7	1
565.371	Real Property - Record Fraud Conveyance	3	ATTEMPTS	1				1	
570.111010C	Contractor - False Sworn Statements, \$1K - <\$20K	5	ATTEMPTS	1			1		
570.111010D1	Contractor - False Sworn Statements, \$20K or More	10	ATTEMPTS	1				1	
570.152	Contractor - Fraudulent Use of Building Contract Fund	3	ATTEMPTS	10	2	1	3	4	
				1			1		

NOTE: Be sure to check for related offense codes when examining a particular type of crime. They may or may not be in sequential order or even on the same page. Offenders may have multiple dispositions.

A2

2009 Criminal Court Dispositions by Offense and Type of Disposition — All Offenses

Page 11 of 32

			DISPOSITIONS					
Compiled Laws	Offense	Max. Penalty	Total	Prison ¹	Jail	Jail/ Probation ²	Probation ²	Other ³
	GRAND TOTAL		80,119	18,488	16,106	24,784	19,934	807
	%			23%	20%	31%	25%	1%
	VIOLATIONS		71,960	17,867	14,493	22,567	16,324	709
	ATTEMPTS		8,159	621	1,613	2,217	3,610	98
600.1701	Contempt of Court	MISD	1			1		
	ATTEMPTS							
722.151B	Children - Harboring Runaways	MISD	1		1			
	ATTEMPTS							
722.642	Tobacco - Possession/Use by Minor	MISD	3		1	1		1
	ATTEMPTS							
722.675	Distribute Obscene Matter to Children	2	13	4	3	4	2	
	ATTEMPTS		18		4		14	
750.10A	Sexually Delinquent Person	LIFE	6	5		1		
	ATTEMPTS							
750.110	Breaking & Entering - Bldg. w/Intent	15	1,844	660	240	637	299	8
	ATTEMPTS		363	73	64	110	116	
750.110-A	Breaking & Entering - Unoccupied Bldg. w/Intent	10	4	1	1	1	1	
	ATTEMPTS							
750.110A2	Home Invasion - 1st Degree	20	701	471	14	116	98	2
	ATTEMPTS		128	33	25	31	39	
750.110A3	Home Invasion - 2nd Degree	15	1,917	832	143	558	379	5
	ATTEMPTS		217	42	28	72	75	
750.110A4	Home Invasion - 3rd Degree	5	558	131	94	243	89	1
	ATTEMPTS		50	6	16	21	7	
750.111	Breaking & Entering - Entry w/o Breaking, w/Intent	5	167	37	27	68	35	
	ATTEMPTS		12		1	3	8	
750.113	Breaking & Entering - Coin Box	MISD	1				1	
	ATTEMPTS							
750.115	Breaking & Entering - Illegal Entry w/o Owner's Permission/Denied	MISD	16		4	2	10	
	ATTEMPTS		1		1			
750.115A	Illegal Entry (w/o Owners Permission)	MISD	96		41	26	27	2
	ATTEMPTS		6		4	1	1	
750.116	Burglar's Tools - Possess	10	122	52	10	37	23	
	ATTEMPTS		11	5	2	3	1	
750.117	Public Officer - Bribery	4	3	1	2			
	ATTEMPTS		5	1	1	1	2	
750.120	Bribery - Jurors/Others Accepting	4	1				1	
	ATTEMPTS							
750.121	Bribe Public Officer to Influence Contract	4	1			1		
	ATTEMPTS							
750.1227A	Witness - Bribe/Intimidate/Interfere	4	28	10	4	11	3	
	ATTEMPTS		1			1		
750.1227B	Witness - Bribe/Intimidate/Interfere	10	13	7	1	3	2	
	ATTEMPTS		5	2	1		2	
750.1227C	Witness - Intimidate/Threaten to Kill or Injure	15	17	11		2	4	
	ATTEMPTS		1				1	
750.1228	Witness - Retaliate Against	10	6	3	1	1	1	
	ATTEMPTS							
750.123	Bribery - Public Officer for Nonperformance of Duty	MISD	1				1	
	ATTEMPTS							
750.131	Check - Non-Sufficient Funds	2	2		1		1	
	ATTEMPTS							

NOTE: Be sure to check for related offense codes when examining a particular type of crime. They may or may not be in sequential order or even on the same page. Offenders may have multiple dispositions.

A2

2009 Criminal Court Dispositions by Offense and Type of Disposition – All Offenses

Page 12 of 32

			DISPOSITIONS					
Compiled Laws	Offense	Max. Penalty	Total	Prison ¹	Jail	Jail/ Probation ²	Probation ²	Other ³
GRAND TOTAL			80,119	18,488	16,106	24,784	19,934	807
%				23%	20%	31%	25%	1%
VIOLATIONS			71,960	17,867	14,493	22,567	16,324	709
ATTEMPTS			8,159	621	1,613	2,217	3,610	98
750.1313A1	Check - Non-Sufficient Funds, Less than \$100	MISD ATTEMPTS	10		4	2	4	
750.1313B1	Check - Non-Sufficient Funds, \$100 - <\$500	1 ATTEMPTS	41		8	7	25	1
750.1313B2	Check - Non-Sufficient Funds, \$100 - <\$500 - 3rd+ Offense	2 ATTEMPTS	1			1		
750.1313C	Check - Non-Sufficient Funds, \$500 or more	2 ATTEMPTS	129	13	20	50	45	1
750.131A	Check - No Account or Non-Sufficient Funds	2 ATTEMPTS	2				2	
750.131A1	Check - No Account	2 ATTEMPTS	3		1	1	1	
750.131A2	Check - Non-Sufficient Funds, Three w/in 10 days	2 ATTEMPTS	402	67	126	120	80	9
750.135	Children - Abandonment	10 ATTEMPTS	19		7	2	6	4
750.135A2A	Child Abuse - Leaving Child Unattended in Vehicle	2 ATTEMPTS	92	2	16	45	28	1
750.136B2	Child Abuse - 1st Degree	15 ATTEMPTS	2		1	1		
750.136B3	Child Abuse - 2nd Degree	4 ATTEMPTS	2		1		1	
750.136B4	Child Abuse - 3rd Degree	2 ATTEMPTS	2		1		1	
750.136B5	Child Abuse - 4th Degree	1 ATTEMPTS	2		1		1	
750.142	Children - Furnish Obscenity to	MISD ATTEMPTS	2		2			
750.145	Children - Contribute to Delinquency	MISD ATTEMPTS	55		19	18	17	1
750.145A-A	Children - Accost for Immoral Purposes	4 ATTEMPTS	1				1	
750.145BA	Children - Accost for Immoral Purposes - 2nd+ Offense	10 ATTEMPTS	81	24	7	37	12	1
750.145C2	Child Sexually Abusive Activity	20 ATTEMPTS	5	1	1	3		
750.145C3	Child Sexually Abusive Activity, Promote or Distribute	7 ATTEMPTS	1	1				
750.145C4	Child Sexually Abusive Material, Possess	4 ATTEMPTS	73	64	1	7	1	
750.145C4-A	Child Sexually Abusive Material, Possess	4 ATTEMPTS	1			1		
750.145D2	Computer/Internet - Communicate w/Other to Commit Crime	20 ATTEMPTS	19	9	1	4	5	
750.145D2A	Computer/Internet - Communicate w/Other to Commit Crime	1 ATTEMPTS	2		1	1		
750.145D2B	Computer/Internet - Plan Crime w/ Other, Max 1 - <2 yrs	2 ATTEMPTS	133	44	7	64	18	
			5	1		2	2	
			1					1
			1				1	
			2			2		

NOTE: Be sure to check for related offense codes when examining a particular type of crime. They may or may not be in sequential order or even on the same page. Offenders may have multiple dispositions.

A2

2009 Criminal Court Dispositions by Offense and Type of Disposition — All Offenses

Page 13 of 32

			DISPOSITIONS					
Compiled Laws	Offense	Max. Penalty	Total	Prison ¹	Jail	Jail/ Probation ²	Probation ²	Other ³
GRAND TOTAL			80,119	18,488	16,106	24,784	19,934	807
%				23%	20%	31%	25%	1%
VIOLATIONS			71,960	17,867	14,493	22,567	16,324	709
ATTEMPTS			8,159	621	1,613	2,217	3,610	98
750.145D2C	Computer/Internet - Plan Crime w/ Other, Max 2 - <4 yrs	4 ATTEMPTS	34	15		11	8	
750.145D2D	Computer/Internet - Plan Crime w/ Other, Max 4 - <10 yrs	10 ATTEMPTS	60	42	1	12	5	
750.145D2F	Computer/Internet - Plan Crime w/ Other, Max 15+ yrs	20 ATTEMPTS	48	45		2	1	
750.145N1	Vulnerable Adult Abuse - 1st Degree	15 ATTEMPTS	1			1		
750.145N2	Vulnerable Adult Abuse - 2nd Degree	4 ATTEMPTS	5	1		4		
750.145N3	Vulnerable Adult Abuse - 3rd Degree	2 ATTEMPTS	1			1		
750.145N4	Vulnerable Adult Abuse - 4th Degree	1 ATTEMPTS	5	1		2	2	
750.145P1	Vulnerable Adult-Caregiver Commingle Funds/Obstruct Inv.	2 ATTEMPTS	1					1
750.147B	Ethnic Intimidation	2 ATTEMPTS	2			2		
750.157A	Compounding Offenses	5 ATTEMPTS	14	2	3	5	4	
750.157AB	Conspiracy - Gamble Illegally	5 ATTEMPTS	3			1	2	
750.157B2	Homicide - Solicitation of Murder	LIFE ATTEMPTS	11	7		2	2	
750.157C	Minors - Induce to Commit Felony	VAR ATTEMPTS	1		1		1	
750.157N	Financial Transaction Device - Steal/Retain/Possess	4 ATTEMPTS	5	5				
750.157N1	Financial Transaction Device - Steal/Retain w/o Consent	4 ATTEMPTS	2	1		1		
750.157N2	Financial Transaction Device - Possess Fraudulent One	4 ATTEMPTS	2	1		1		
750.157P	Financial Transaction Device - Possess w/Intent to Use/Sell	4 ATTEMPTS	2	2				
750.157Q	Financial Transaction Device - Illegal Sale/Use	4 ATTEMPTS	1				1	
750.157R	Financial Transaction Device - Forge/Alter/Counterfeit	4 ATTEMPTS	1,059	161	245	355	290	8
750.157S1A1	Financial Transaction Device - Use Revoked/Cancelled to Obt	MISD ATTEMPTS	85		22	32	30	1
750.157S1C	Financial Transaction Device - Obtain Goods \$500 or More	2 ATTEMPTS	48	1	5	24	18	
750.157T	Financial Transaction Device - Sale of Goods or Services	4 ATTEMPTS	1		1			
750.157U	Financial Transaction Device - Overcharge	4 ATTEMPTS	155	25	47	43	39	1
750.157V	Financial Transaction Device - False ID	4 ATTEMPTS	26		6	12	8	
			393	53	102	117	120	1
			50	1	13	24	12	
			4		1	3		
			1				1	
			3			1	2	
			1				1	
			2			1	1	
			19	2	4	5	7	1
			3	2				1

NOTE: Be sure to check for related offense codes when examining a particular type of crime. They may or may not be in sequential order or even on the same page. Offenders may have multiple dispositions.

A2

2009 Criminal Court Dispositions by Offense and Type of Disposition — All Offenses

Page 14 of 32

			DISPOSITIONS					
Compiled Laws	Offense	Max. Penalty	Total	Prison ¹	Jail	Jail/ Probation ²	Probation ²	Other ³
GRAND TOTAL			80,119	18,488	16,106	24,784	19,934	807
%				23%	20%	31%	25%	1%
VIOLATIONS			71,960	17,867	14,493	22,567	16,324	709
ATTEMPTS			8,159	621	1,613	2,217	3,610	98
750.157W1C1	Financial Trans. Device - Fraud	5	10	5	2	1	2	
	Withdraw/Transfer, \$1K - <\$20K	ATTEMPTS	3		2		1	
750.158	Sodomy	15	2		1	1		
		ATTEMPTS						
750.159I1	Criminal Enterprise - Conduct	20	43	34	1	3	5	
		ATTEMPTS	5	1	3	1		
750.159I3	Criminal Enterprise - Racketeering Proceeds	20	1	1				
		ATTEMPTS						
750.159I4-A	Criminal Enterprise - Conspiracy	20	2	1			1	
		ATTEMPTS						
750.160	Dead Bodies - Disinterment and Mutilation	10	2	2				
		ATTEMPTS						
750.161	Desertion/Abandon/Non-Support	3	22	3	3	8	8	
		ATTEMPTS	5		5			
750.161A	Drugs/Meds - Adulterate/Misbrand/Substitute	2	1			1		
		ATTEMPTS						
750.165	Child Support - Fail to Pay	4	1,331	55	134	404	731	7
		ATTEMPTS	182	3	26	57	95	1
750.167	Disorderly Person	MISD	6	1			5	
		ATTEMPTS						
750.1671A	Disorderly Person - Non-Support	MISD	16		4		9	3
		ATTEMPTS						
750.1671C	Disorderly Person - Window Peeper	MISD	2			1	1	
		ATTEMPTS						
750.1671DB	Disorderly Person - Illegal Occupation	MISD	3			1	1	1
		ATTEMPTS						
750.1671E	Disorderly Person - Drunk	MISD	26		11	6	8	1
		ATTEMPTS						
750.1671F	Disorderly Person - Obscene Conduct	MISD	15	1	5	6	3	
		ATTEMPTS						
750.1671J	Disorderly Person - Loitering about Illegal Business	MISD	9		1	4	3	1
		ATTEMPTS						
750.1671L	Disorderly Person - Jostling	MISD	10		3	4	3	
		ATTEMPTS						
750.170	Disturbing the Peace	MISD	39	1	12	2	16	8
		ATTEMPTS	1		1			
750.174	Embezzle - Agent or Trustee	10	2		1	1		
		ATTEMPTS						
750.174-B	Embezzlement - Agent or Trustee, Over \$100	10	2		2			
		ATTEMPTS	3		2		1	
750.1742	Embezzlement - Less Than \$200	MISD	5		1	1	3	
		ATTEMPTS	1			1		
750.1743A	Embezzle - Agent or Trustee \$200 - <\$1K	1	50	1	8	24	14	3
		ATTEMPTS	1					1
750.1744A	Embezzle - Agent or Trustee, \$1K - <\$20K	5	350	16	39	148	146	1
		ATTEMPTS	77	1	11	25	40	
750.1744B	Embezzle - Agent or Trustee, \$200 - <\$1K - 2nd+ Offense	5	3		2	1		
		ATTEMPTS	1		1			

NOTE: Be sure to check for related offense codes when examining a particular type of crime. They may or may not be in sequential order or even on the same page. Offenders may have multiple dispositions.

A2

2009 Criminal Court Dispositions by Offense and Type of Disposition – All Offenses

Page 15 of 32

Compiled Laws	Offense	Max. Penalty
GRAND TOTAL		
%		
VIOLATIONS		
ATTEMPTS		
750.1744C	Embezzle - \$200 - <\$1K from Non-Profit or Charity	5 ATTEMPTS
750.1745A	Embezzle - Agent or Trustee, \$20K - <\$50K	10 ATTEMPTS
750.1745C	Embezzle - \$1K - <\$20K from Non-Profit or Charity	10 ATTEMPTS
750.1746	Embezzle - \$50K - <\$100K	15 ATTEMPTS
750.1747	Embezzlement - \$100K or More	15 ATTEMPTS
750.174A2	Embezzlement - From Vulnerable Adult, Less than \$200	MISD ATTEMPTS
750.174A3A	Embezzlement - From Vulnerable Adult, \$200 - <\$1K	1 ATTEMPTS
750.174A4A	Embezzlement - From Vulnerable Adult, \$1K - <\$20K	5 ATTEMPTS
750.174A5A	Embezzlement - From Vulnerable Adult, \$20K or More	10 ATTEMPTS
750.175	Embezzle - Public Official, Over \$50	10 ATTEMPTS
750.180	Embezzle - Financial Institutions	20 ATTEMPTS
750.1814A	Embezzle - Jointly Held Property, \$1K - <\$20K	5 ATTEMPTS
750.1815A	Embezzle - Jointly Held Property \$20K or More	10 ATTEMPTS
750.183-A	Escape - Aiding Prisoner - Felony	7 ATTEMPTS
750.186A	Escape - Juvenile Facility	4 ATTEMPTS
750.193	Escape - Prison	5 ATTEMPTS
750.1951	Escape - From Misdemeanor Jail Sentence	2 ATTEMPTS
750.1952	Escape - From Felony Jail Sentence	4 ATTEMPTS
750.1971	Escape - Awaiting Trial for Misdemeanor	2 ATTEMPTS
750.1972	Escape - Awaiting Trial for Felony	4 ATTEMPTS
750.197A	Escape - Lawful Custody	1 ATTEMPTS
750.197C-A	Assault of Prison Employee	4 ATTEMPTS
750.197C-B	Escape - From Jail Through Violence	4 ATTEMPTS
750.1992	Harboring Misdemeanants	MISD ATTEMPTS

DISPOSITIONS					
Total	Prison ¹	Jail	Jail/ Probation ²	Probation ²	Other ³
80,119	18,488 23%	16,106 20%	24,784 31%	19,934 25%	807 1%
71,960	17,867	14,493	22,567	16,324	709
8,159	621	1,613	2,217	3,610	98
1				1	
1				1	
104	32	9	39	24	
7	2		1	4	
5			2	3	
1				1	
15	4		7	4	
3			2	1	
23	17		6		
3		1		2	
8			4	3	1
25	3		11	11	
4	1		2		1
13	6	1	3	3	
2				2	
8			5	3	
13		1	4	8	
1		1			
1	1				
2		1		1	
5	1	2	1	1	
2		2			
9	5	2		1	1
12	1	5	3	2	1
20	6	7	5	2	
6	2	3		1	
4	1	1		2	
11	6	4		1	
2	1	1			
9		6	2	1	
1		1			
71	40	14	11	5	1
5	4	1			
2	2				
3			1		2

NOTE: Be sure to check for related offense codes when examining a particular type of crime. They may or may not be in sequential order or even on the same page. Offenders may have multiple dispositions.

A2

2009 Criminal Court Dispositions by Offense and Type of Disposition – All Offenses

Page 16 of 32

			DISPOSITIONS					
Compiled Laws	Offense	Max. Penalty	Total	Prison ¹	Jail	Jail/ Probation ²	Probation ²	Other ³
GRAND TOTAL			80,119	18,488	16,106	24,784	19,934	807
%				23%	20%	31%	25%	1%
VIOLATIONS			71,960	17,867	14,493	22,567	16,324	709
ATTEMPTS			8,159	621	1,613	2,217	3,610	98
750.1993	Harboring Felons	4	18	1	2	4	10	1
ATTEMPTS			7		2	4		1
750.199A	Bond - Abscond or Forfeit	4	72	15	25	27	4	1
ATTEMPTS			21	2	10	6	3	
750.20011A	Harmful Devices - Unlawful Possession/Use	15	1			1		
ATTEMPTS			5	3		1	1	
750.200J1A-A	Harmful Devices - Imitation - Unlawful Possession or Use	5						
ATTEMPTS			2				2	
750.204A	Explosives - Send w/Intent to Frighten	5						
ATTEMPTS			5		1	3	1	
750.2072A	Explosives - Place Near Property	15						
ATTEMPTS			1			1		
750.2072B	Explosives - Place Near Property Cause Property Damage	20						
ATTEMPTS			6			2	4	
750.209-B	Explosives - Place w/Intent to Alarm	5						
ATTEMPTS			4	4				
750.2091B	Explosives - Place w/Intent to Injure, Cause Prop. Damage	20						
ATTEMPTS			1	1				
750.2102A	Explosives - Possess Bomb w/ Unlawful Intent	15						
ATTEMPTS			1	1				
750.2102C	Explosives - Possess Bomb w/Unlawful Intent, Cause Physical Injury	25						
ATTEMPTS			6	5		1	1	
750.211A2A	Explosives - Mfg/Possess Explosive/ Other w/Malicious Intent	15	1					
ATTEMPTS			6	2		2	2	
750.211A2A-A	Explosives - Mfg/Possess Molotov Cocktail	4						
ATTEMPTS			4	2		2		
750.211A2B	Explosives - Mfg/Possess Molotov Cocktail/Other w/Prop. Damage	20	1					
ATTEMPTS			19	16	1	1	1	
750.213	Extortion	20	1	1				
ATTEMPTS			2			2		
750.215	False Personation of Public Officer	MISD						
ATTEMPTS			5	2	1	1	1	
750.2153	Impersonate Peace Officer to Commit Crime	4						
ATTEMPTS			1				1	
750.218-B	False Pretenses - Over \$100	10						
ATTEMPTS			18		7	1	8	2
750.2183	False Pretenses - Less Than \$200	MISD						
ATTEMPTS			82		11	17	47	7
750.2183A	False Pretenses - \$200 - <\$1K	1	1		1			
ATTEMPTS			235	55	36	74	69	1
750.2184A	False Pretenses - \$1K - <\$20K	5	29	2	8	7	11	1
ATTEMPTS			2			1	1	
750.2184B	False Pretenses - \$200 - <\$1K - 2nd+ Offense	5						
ATTEMPTS			76	20	3	20	32	1
750.2185A	False Pretenses - \$20K or More	10	7	1	2	1	3	
ATTEMPTS			1		1			
750.2185B	False Pretenses - \$1K - <\$20K - 3rd+ Offense	10						
ATTEMPTS								

NOTE: Be sure to check for related offense codes when examining a particular type of crime. They may or may not be in sequential order or even on the same page. Offenders may have multiple dispositions.

A2

2009 Criminal Court Dispositions by Offense and Type of Disposition – All Offenses

Page 17 of 32

			DISPOSITIONS					
Compiled Laws	Offense	Max. Penalty	Total	Prison ¹	Jail	Jail/ Probation ²	Probation ²	Other ³
GRAND TOTAL			80,119	18,488	16,106	24,784	19,934	807
%				23%	20%	31%	25%	1%
VIOLATIONS			71,960	17,867	14,493	22,567	16,324	709
ATTEMPTS			8,159	621	1,613	2,217	3,610	98
750.219	False Statements - Financial Condition	MISD ATTEMPTS	2		1		1	
750.219A2B1	Telecommunications - Avoid Payment, \$200 - <\$1K	MISD ATTEMPTS	2			2		
750.219A2C1	Telecommunications - Avoid Payment, \$1K - < \$20K	5 ATTEMPTS	1		1			
750.219E	Financial Institution - Unauthorized Credit Application	4 ATTEMPTS	7	1	1	2	3	
750.220	False Statement - Credit Application	MISD ATTEMPTS	2		1	1		
750.2231	Weapons - Firearms - Sale w/o Compliance, Pistol	MISD ATTEMPTS	1			1		
750.2241-A	Weapons - Dangerous Weapon, Misc.	5 ATTEMPTS	66	5	20	15	23	3
			24		5	5	13	1
750.2241-B	Weapons - Dangerous Weapon, Gas Ejecting Device	5 ATTEMPTS	2	1		1		
750.224A	Weapons - Taser, Possession or Sale Taser	4 ATTEMPTS	25		6	6	13	
			19		5	5	9	
750.224B	Weapons - Firearms, Short-Barrel Shotgun/Rifle	5 ATTEMPTS	76	20	14	17	25	
			11		3	6	2	
750.224D2	Weapons - Dangerous Weapon, Self-Defense Spray	2 ATTEMPTS	8		3	2	2	1
750.224F	Weapons - Firearms, Possession by Felon	5 ATTEMPTS	838	470	94	118	146	10
			27	2	13	7	5	
750.226	Weapons - Dangerous Weapon, Carry w/Unlawful Intent	5 ATTEMPTS	100	38	16	27	17	2
			5			3	2	
750.226A	Weapons - Switchblade, Possession or Sale	1 ATTEMPTS	33		10	13	9	1
750.227	Weapons - Carry Concealed	5 ATTEMPTS	1,236	259	207	309	445	16
			807	3	101	102	595	6
750.227B	Weapons - Felony Firearm	10 ATTEMPTS	2				2	
750.227B-A	Weapons - Felony Firearm	2 ATTEMPTS	1,693	1,587	1	17	80	8
			14		5	4	4	1
750.227B-B	Weapons - Felony Firearm - 2nd Offense	5 ATTEMPTS	85	85				
750.227B-C	Weapons - Felony Firearm - 3rd Offense	10 ATTEMPTS	13	13				
750.227C	Weapons - Firearms, Possess Loaded in Vehicle	2 ATTEMPTS	73	5	18	14	33	3
			10		1	2	4	3
750.227D	Weapons - Firearms, Improper Possession in Vehicle	MISD ATTEMPTS	8		4		4	
			1				1	
750.227F	Body Armor - Wear During Violent Crime	4 ATTEMPTS	1				1	
750.227G9A	Weapons - Body Armor - Possess/Use by Violent Felon	4 ATTEMPTS	5	3	2			
750.228	Weapons - Firearms, Safety Inspection Violation [Repealed]	MISD ATTEMPTS	56		2	9	41	4

NOTE: Be sure to check for related offense codes when examining a particular type of crime. They may or may not be in sequential order or even on the same page. Offenders may have multiple dispositions.

A2

2009 Criminal Court Dispositions by Offense and Type of Disposition – All Offenses

Page 18 of 32

			DISPOSITIONS					
Compiled Laws	Offense	Max. Penalty	Total	Prison ¹	Jail	Jail/ Probation ²	Probation ²	Other ³
GRAND TOTAL			80,119	18,488	16,106	24,784	19,934	807
%				23%	20%	31%	25%	1%
VIOLATIONS			71,960	17,867	14,493	22,567	16,324	709
ATTEMPTS			8,159	621	1,613	2,217	3,610	98
750.230	Weapons - Firearms, Alter ID Marks	2 ATTEMPTS	4	2	1	1		
750.232A	Weapons - Firearms, False Application	4 ATTEMPTS	2		2			
750.233	Weapons - Firearms, Aim w/o Malice	MISD ATTEMPTS	4		1		3	
750.234	Weapons - Firearms, Discharge/Aim w/o Malice and Injury	1 ATTEMPTS	3		1		2	
750.234A	Weapons - Firearms, Discharge from Vehicle	4 ATTEMPTS	25	8	1	9	7	
750.234B	Weapons - Firearms, Discharge in/at Bldg.	4 ATTEMPTS	2				2	
750.234B	Weapons - Firearms, Discharge in/at Bldg.	4 ATTEMPTS	59	34	5	11	9	
750.234C	Weapons - Firearms, Discharge at Emergency/Police Vehicle	4 ATTEMPTS	4		2	2		
750.234C	Weapons - Firearms, Discharge at Emergency/Police Vehicle	4 ATTEMPTS	1	1				
750.234D	Weapons - Firearms, Possess on Restricted Premises	MISD ATTEMPTS	1				1	
750.234E	Weapons - Firearms - Brandishing in Public	MISD ATTEMPTS	21		6	1	14	
750.234F	Weapons - Firearms - Possession by Minor in Public	MISD ATTEMPTS	4		2	1	1	
750.235	Weapons - Firearms, Discharge/Aim w/o Malice but w/Injury	1 ATTEMPTS	1			1		
750.237	Weapons - Firearms - Under the Influence Causing Serious Impairment	5 ATTEMPTS	42		20	10	10	2
750.2373	Weapons - Firearms, Discharge OUIL Cause Impairment	5 ATTEMPTS	1			1	1	
750.237A1	Weapon - Free School Zones, General Felony Violations	5 ATTEMPTS	12	2	2	4	4	
750.237A2	Weapon - Free School Zones, General Misdemeanor	MISD ATTEMPTS	1			1		
750.237A2	Weapon - Free School Zones, General Misdemeanor	MISD ATTEMPTS	10		4	3	3	
750.243	Fireworks - Sale, Possession, Transport	MISD ATTEMPTS	2		1	1		
750.248	Forgery	14 ATTEMPTS	273	91	40	98	44	
750.248A	Financial Transaction Device - Utter & Publish	4 ATTEMPTS	19	3	12	1	3	
750.248A	Financial Transaction Device - Utter & Publish	4 ATTEMPTS	4		2	2		
750.249	Utter & Publish	14 ATTEMPTS	1				1	
750.249A	Financial Transaction Device - Forgery	4 ATTEMPTS	1,965	447	454	592	467	5
750.249A	Financial Transaction Device - Forgery	4 ATTEMPTS	457	23	114	127	189	4
750.250	Forge State Warrant	7 ATTEMPTS	1				1	
750.251	Forge Bank Bills/Promissory Notes	7 ATTEMPTS	1			1		
750.251	Forge Bank Bills/Promissory Notes	7 ATTEMPTS	2		1	1		
750.252	Utter & Publish - Possess Counterfeit Note w/Intent	7 ATTEMPTS	5	1	2	1	1	
750.253	Utter & Publish - Counterfeit Bills/Notes	5 ATTEMPTS	64	11	18	16	19	
750.253	Utter & Publish - Counterfeit Bills/Notes	5 ATTEMPTS	7		2	3	2	

NOTE: Be sure to check for related offense codes when examining a particular type of crime. They may or may not be in sequential order or even on the same page. Offenders may have multiple dispositions.

A2

2009 Criminal Court Dispositions by Offense and Type of Disposition – All Offenses

Page 19 of 32

			DISPOSITIONS					
Compiled Laws	Offense	Max. Penalty	Total	Prison ¹	Jail	Jail/ Probation ²	Probation ²	Other ³
GRAND TOTAL			80,119	18,488	16,106	24,784	19,934	807
%				23%	20%	31%	25%	1%
VIOLATIONS			71,960	17,867	14,493	22,567	16,324	709
ATTEMPTS			8,159	621	1,613	2,217	3,610	98
750.254	Utter & Publish - Possess Counterfeit Bank/State/Bills	5 ATTEMPTS	12	3	2	5	2	
750.255	Counterfeiting - Possess Tools	10 ATTEMPTS	2		1		1	1
750.260	Counterfeiting - Coins/Possess 5 or more	LIFE ATTEMPTS	1		1			
750.261	Counterfeiting - Coins/Possess Less than 5	10 ATTEMPTS	5	1		4		
750.2633	Counterfeiting - Deliver/Possess w/ False ID Mark - Felony	5 ATTEMPTS	1				1	
750.280	Fraud - Common Law	10 ATTEMPTS	4	2			2	
750.282	Public Utility - Fraudulent Use	4 ATTEMPTS	3		1	1	1	
750.282-B	Public Utility - Fraudulent Use, Over \$500	4 ATTEMPTS	1				1	
750.282B	Public Utility - Fraudulent Use, Over \$500	4 ATTEMPTS	6			5	1	
750.285	Obtain Personal Identity Info w/o Permission	5 ATTEMPTS	1				1	
750.292	Innkeeper - Defrauding	4 ATTEMPTS	1					1
750.300A1A	Food Stamps - Fraud, \$250 or Less	10 ATTEMPTS	1					
750.300A1B	Food Stamps - Fraud, Greater than \$250-<\$1K	5 ATTEMPTS	7	1	1	1	4	
750.300A1C	Food Stamps - Fraud Over \$1K	10 ATTEMPTS	8		1	3	4	
750.302-A	Gambling House - Keeping	MISD ATTEMPTS	10	6	2	1	1	
750.303	Gambling House/Crane Games	5 ATTEMPTS	1					
750.303-A	Gambling House - Maintain for Gain	2 ATTEMPTS	4				4	
750.303-B	Gambling House - Permit for Gain	2 ATTEMPTS	1				1	
750.314-A	Gambling - Winning \$50 or Less at Cards/Dice	MISD ATTEMPTS	1					1
750.316	Homicide	LIFE ATTEMPTS	5	5				
750.316-A	Homicide - Murder 1st Degree, Premeditated	LIFE ATTEMPTS	64	64				
750.316-B	Homicide - Felony Murder	LIFE ATTEMPTS	34	34				
750.316-C	Homicide - Open Murder, Statutory Short Form	LIFE ATTEMPTS	13	13				
750.317	Homicide - Murder 2nd Degree	LIFE ATTEMPTS	179	179				

NOTE: Be sure to check for related offense codes when examining a particular type of crime. They may or may not be in sequential order or even on the same page. Offenders may have multiple dispositions.

A2

2009 Criminal Court Dispositions by Offense and Type of Disposition – All Offenses

Page 20 of 32

			DISPOSITIONS					
Compiled Laws	Offense	Max. Penalty	Total	Prison ¹	Jail	Jail/ Probation ²	Probation ²	Other ³
		GRAND TOTAL	80,119	18,488	16,106	24,784	19,934	807
		%		23%	20%	31%	25%	1%
		VIOLATIONS	71,960	17,867	14,493	22,567	16,324	709
		ATTEMPTS	8,159	621	1,613	2,217	3,610	98
750.317A	Deliver Controlled Substance Cause Death	LIFE ATTEMPTS	8	6		2		
750.321	Homicide - Manslaughter	15 ATTEMPTS	9	6		2		1
750.321-A	Homicide - Manslaughter, Statutory Short Form	15 ATTEMPTS	27	25		2		
750.321-C	Homicide - Manslaughter, Involuntary	15 ATTEMPTS	17	11		4	2	
750.321-E	Homicide - Manslaughter w/ Motor Vehicle	15 ATTEMPTS	10	9		1		
750.324	Homicide - Negligent Homicide	2 ATTEMPTS	2			2		
750.329	Homicide - Manslaughter, Death w/ Weapon, Aim w/o Malice	15 ATTEMPTS	59	5	4	35	15	
750.335	Lewd and Lascivious Conduct	1 ATTEMPTS	4			2	2	
750.335A	Indecent Exposure (Sexually Delinquent Person)	1 ATTEMPTS	3	2		1		
750.335A2B	Aggravated Indecent Exposure	2 ATTEMPTS	1		1			
750.335A2C	Indecent Exposure by Sexually Delinquent Person	LIFE ATTEMPTS	35	4	9	12	10	
750.338	Gross Indecency Between Males, Commit/Procure	5 ATTEMPTS	1				1	
750.338B	Gross Indecency Between Male & Female, Commit/Procure	5 ATTEMPTS	73	19	6	25	21	2
750.349	Kidnapping	LIFE ATTEMPTS	1			5		
750.349B	Unlawful Imprisonment	15 ATTEMPTS	9	1	1	2	4	1
750.350	Kidnapping - Child Enticement	LIFE ATTEMPTS	9		3	4	2	
750.350A1	Kidnapping - Custodial Interference	1 ATTEMPTS	24	3	5	15	1	
750.356	Larceny	10 ATTEMPTS	3		1	1	1	
750.3562A	Larceny - \$20K or More	10 ATTEMPTS	28	28				
750.3563A	Larceny - \$1K - <\$20K	5 ATTEMPTS	4	3			1	
750.3563B	Larceny - \$200 - <\$1K - 2nd+ Offense	5 ATTEMPTS	85	78		6	1	
750.3564A	Larceny - \$200 - < \$1K	1 ATTEMPTS	16	9		7		
750.3564B	Larceny - Less Than \$1K - 2nd+ Offense	MISD ATTEMPTS	2	2				
750.3565	Larceny - Less Than \$200	MISD ATTEMPTS	15	2	4	3	6	
			2		1	1		
			4	1	1		2	
			2		2			
			24	11	2	5	6	
			2				2	
			323	76	58	122	64	3
			44	1	6	22	15	
			9	3	4	1	1	
			182	1	61	49	62	9
			6		3	3		
			1		1			
			94	1	42	28	20	3
			1		1			

NOTE: Be sure to check for related offense codes when examining a particular type of crime. They may or may not be in sequential order or even on the same page. Offenders may have multiple dispositions.

A2

2009 Criminal Court Dispositions by Offense and Type of Disposition – All Offenses

Page 21 of 32

Compiled Laws	Offense	Max. Penalty
GRAND TOTAL		
%		
VIOLATIONS		
ATTEMPTS		
750.356A	Larceny - From Motor Vehicle	10
ATTEMPTS		
750.356A1	Larceny - From Motor Vehicle	5
ATTEMPTS		
750.356A2A	Breaking & Entering - Vehicle/Semi-Trailer/House Trailer, <\$200	MISD
ATTEMPTS		
750.356A2B1	Breaking & Entering - Vehicle/Semi-Trailer/House Trailer, \$200 - <\$1K	1
ATTEMPTS		
750.356A2C1	Breaking & Entering - Vehicle/Semi-Trailer/House Trailer, \$1K - <\$20K	5
ATTEMPTS		
750.356A2C2	Breaking & Entering - Vehicle/Semi or House Trailer, \$200-<\$1K - 2nd+Ofns	5
ATTEMPTS		
750.356A2D2	Breaking & Entering - Vehicle Semi or House Trailer, \$1K-<\$20K - 2nd+Ofns	10
ATTEMPTS		
750.356A3	Breaking & Entering - Vehicle Semi-Trailer/House Trailer, w/ Damage	5
ATTEMPTS		
750.356AC	Breaking & Entering - Vehicle w/ Damage	5
ATTEMPTS		
750.356C	Retail Fraud - 1st Degree	5
ATTEMPTS		
750.356D	Retail Fraud - 2nd Degree	1
ATTEMPTS		
750.356D4	Retail Fraud - 3rd Degree	MISD
ATTEMPTS		
750.357	Larceny from Person	10
ATTEMPTS		
750.357B	Weapons - Firearms - Larceny	5
ATTEMPTS		
750.359	Larceny - From Vacant Building	MISD
ATTEMPTS		
750.360	Larceny in Building	4
ATTEMPTS		
750.360A2A	Theft Detection Device - Deactivate/Remove	MISD
ATTEMPTS		
750.362	Larceny By Conversion	10
ATTEMPTS		
750.362-A	Larceny By Conversion Over \$100 (obsolete)	5
ATTEMPTS		
750.3622A	Larceny by Conversion, \$20K or More	10
ATTEMPTS		
750.3622B	Larceny By Conversion, \$1K - <\$20K - 3rd+ Offense	10
ATTEMPTS		
750.3623A	Larceny By Conversion, \$1K - <\$20K	5
ATTEMPTS		
750.3624A	Larceny - By False Personation, \$200 - <\$1K	MISD
ATTEMPTS		
750.3625	Larceny - By Conversion, Less than \$200	MISD
ATTEMPTS		

DISPOSITIONS					
Total	Prison ¹	Jail	Jail/ Probation ²	Probation ²	Other ³
80,119	18,488 23%	16,106 20%	24,784 31%	19,934 25%	807 1%
71,960	17,867	14,493	22,567	16,324	709
8,159	621	1,613	2,217	3,610	98
14	1	4	5	4	
10		4	3	3	
781	108	136	332	203	2
88	7	22	31	28	
115		56	38	16	5
6		2	2	2	
36		23	6	7	
37	9	6	10	12	
5		1	2	2	
2	1			1	
1	1				
290	72	53	106	58	1
42	5	6	14	17	
1			1		
958	268	236	289	160	5
51		20	14	17	
112	1	56	30	21	4
1				1	
86		48	20	15	3
388	116	78	113	80	1
46	13	8	12	13	
114	41	26	34	13	
5		3	2		
9		3	5		1
1,885	305	445	698	430	7
455	9	120	204	110	12
12		9		3	
2		1	1		
1		1			
16	6		3	7	
4	2		2		
4	2		2		
80	23	12	23	21	1
7			3	4	
12		1	3	7	1
5		1	2	2	

NOTE: Be sure to check for related offense codes when examining a particular type of crime. They may or may not be in sequential order or even on the same page. Offenders may have multiple dispositions.

A2

2009 Criminal Court Dispositions by Offense and Type of Disposition – All Offenses

Page 22 of 32

			DISPOSITIONS					
Compiled Laws	Offense	Max. Penalty	Total	Prison ¹	Jail	Jail/ Probation ²	Probation ²	Other ³
GRAND TOTAL			80,119	18,488	16,106	24,784	19,934	807
%				23%	20%	31%	25%	1%
VIOLATIONS			71,960	17,867	14,493	22,567	16,324	709
ATTEMPTS			8,159	621	1,613	2,217	3,610	98
750.362A2A	Fail to Return Rented Property, \$20K or More	10 ATTEMPTS	4		2	2		
750.362A2B	Fail to Return Rented Property, \$1K - \$20K - 3rd Offense	10 ATTEMPTS	1				1	
750.362A3A	Fail to Return Rented Property, \$1K - <\$20K	5 ATTEMPTS	19		3	5	11	
750.362A4A	Failure to Return Rented Property - 1 Year Misd.	MISD ATTEMPTS	4				4	
750.363	Larceny by False Personation	10 ATTEMPTS	9			2	7	
750.3633A	Larceny by False Personation, \$1K - <\$20K	5 ATTEMPTS	1				1	
750.3633B	Larceny by False Personation, \$200 - \$1K - 2nd+ Offense	5 ATTEMPTS	2			1	1	
750.3634A	Larceny- By False Personation, \$200 - <\$1K	MISD ATTEMPTS	1	1				
750.3673A	Larceny - Trees & Shrubs, \$1K - <\$20K	5 ATTEMPTS	1			1		
750.3674A	Larceny - Trees & Shrubs, 1 Year Misdemeanor	MISD ATTEMPTS	1		1			
750.377A	Malicious Destruction Pers. Prop.	10 ATTEMPTS	4		1		3	
750.377A1A1	Malicious Destruction Pers. Prop., \$20K Or More	10 ATTEMPTS	1				1	
750.377A1B1	Malicious Destruction Pers. Prop., \$1K - <\$20K	5 ATTEMPTS	6	2	2	2		
750.377A1B2	Malicious Destruction Pers. Prop., \$200 - <\$1K - 2nd+ Offense	5 ATTEMPTS	271	41	46	105	77	2
750.377A1C1	Malicious Destruction Pers. Prop., \$200 - <\$1K	1 ATTEMPTS	35		5	9	21	
750.377A1C2	Malicious Destruction Pers. Prop., Under \$200 - 2nd Offense	MISD ATTEMPTS	3		1	2		
750.377A1D	Malicious Destruction Pers. Prop., Under \$200	MISD ATTEMPTS	1			1		
750.377AA	Malicious Destruction Pers. Prop.	4 ATTEMPTS	124	3	39	37	40	5
750.377AB	Malicious Destruction Pers. Prop.	MISD ATTEMPTS	4			3	1	
750.377B	Malicious Destruction Fire/Police Property	4 ATTEMPTS	2		1		1	
750.377C	School Bus - Intentional Damage	5 ATTEMPTS	74	2	36	21	13	2
750.380	Mal. Destr. Bldg.	10 ATTEMPTS	1			1		
750.3802A	Malicious Destruction of Bldg., \$20K or More	10 ATTEMPTS	2		1		1	
750.3803A	Malicious Destruction of Bldg., \$1K - <\$20K	5 ATTEMPTS	179	49	35	62	33	
			56	6	14	16	20	
			1	1				
			1			1		
			15	3		7	5	
			1			1		
			85	12	9	40	24	
			15		4	5	6	

NOTE: Be sure to check for related offense codes when examining a particular type of crime. They may or may not be in sequential order or even on the same page. Offenders may have multiple dispositions.

A2

2009 Criminal Court Dispositions by Offense and Type of Disposition – All Offenses

Page 23 of 32

				DISPOSITIONS					
Compiled Laws	Offense	Max. Penalty		Total	Prison ¹	Jail	Jail/ Probation ²	Probation ²	Other ³
GRAND TOTAL				80,119	18,488	16,106	24,784	19,934	807
%					23%	20%	31%	25%	1%
VIOLATIONS				71,960	17,867	14,493	22,567	16,324	709
ATTEMPTS				8,159	621	1,613	2,217	3,610	98
750.3804A	Malicious Destruction of Bldg., \$200 - <\$1K	1 ATTEMPTS		50	1	19	11	18	1
750.3804B	Malicious Destruction of Bldg., <\$200 - 2nd Offense	MISD ATTEMPTS		1		1		1	
750.3805	Malicious Destruction of Bldg., <\$200	MISD ATTEMPTS		38		20	10	7	1
750.381	Malicious Destruction of Bldg., Gates/Fences	MISD ATTEMPTS		1		1			
750.3821A	Malicious Destruction of Property - Trees, Shrubs, Crops, Grass, Soil	MISD ATTEMPTS		2		1	1		
750.3821C1	Mal. Destr. Trees/Shrubs/etc. \$1K - <\$20K	5 ATTEMPTS		2	1			1	
750.383	Malicious Destruction of Prop., Boundary Marks/Lamp Posts/Billboard	MISD ATTEMPTS		1					1
750.383A	Malicious Destruction of Prop., Utility Prop.	4 ATTEMPTS		27	6	3	6	12	
750.3875A	Malicious Destruction of Tombs/ Memorials, \$1K - <\$20K	5 ATTEMPTS		6		1		5	
750.394	Throw Objects at Trains/Cars	15 ATTEMPTS		3	1	1	1		
750.3942C	Throw Objects at Trains/Cars, Causing Injury	4 ATTEMPTS		1		1			
750.397	Mayhem	10 ATTEMPTS		2			2		
750.411A1A	False Report of Misdemeanor	MISD ATTEMPTS		1	1				
750.411A1B	False Report of Felony	4 ATTEMPTS		28		11	3	9	5
750.411A3A	False Report/Threat of Bomb/ Harmful Device	4 ATTEMPTS		2			2		
750.411D	Ambulance - False Requests for Service	MISD ATTEMPTS		174	14	32	52	71	5
750.411H	Stalking	1 ATTEMPTS		49		12	18	17	2
750.411H2B	Stalking a Minor	5 ATTEMPTS		22	6	2	5	8	1
750.411I	Stalking - Aggravated	5 ATTEMPTS		1		1		1	
750.411I2B	Stalking a Minor - Aggravated	10 ATTEMPTS		63		13	19	31	
750.411N	Money Laundering - 2nd Degree	10 ATTEMPTS		1		1		1	
750.411S2A	Unlawful Posting Message	2 ATTEMPTS		162	47	19	64	32	
750.411S2B	Unlawful Posting Message w/ Aggravating Circumstances	5 ATTEMPTS		17	2	5	5	5	
750.413	Motor Vehicle - Unlawful Drive Away	5 ATTEMPTS		2				2	
				4	1		2	1	
				1				1	
				1		1			
				796	265	146	251	133	1
				153	22	49	49	33	

NOTE: Be sure to check for related offense codes when examining a particular type of crime. They may or may not be in sequential order or even on the same page. Offenders may have multiple dispositions.

A2

2009 Criminal Court Dispositions by Offense and Type of Disposition – All Offenses

Page 24 of 32

			DISPOSITIONS					
Compiled Laws	Offense	Max. Penalty	Total	Prison ¹	Jail	Jail/ Probation ²	Probation ²	Other ³
	GRAND TOTAL		80,119	18,488	16,106	24,784	19,934	807
	%			23%	20%	31%	25%	1%
	VIOLATIONS		71,960	17,867	14,493	22,567	16,324	709
	ATTEMPTS		8,159	621	1,613	2,217	3,610	98
750.414	Motor Vehicle - Unlawful Use	2	397	32	136	145	80	4
	ATTEMPTS		25		9	10	5	1
750.4152	Motor Vehicle - Conceal/Misrep. Identity to Misdemeanor	4	24	1	4	8	11	
	ATTEMPTS		4			1	2	1
750.4156	Motor Vehicle - Buy/Receive Part w/ ID Removed/Altered	10	1	1				
	ATTEMPTS							
750.419	Motor Vehicles - Operating on Sidewalk	MISD	1		1			
	ATTEMPTS							
750.422-A	Perjury - Court Proceeding, Capital Crime	LIFE	1	1				
	ATTEMPTS							
750.422-B	Perjury - Court Proceeding	15	6	3	1	2		
	ATTEMPTS		6	1	2	3		
750.423	Perjury - Other Than Court Proceeding	15	5			4	1	
	ATTEMPTS							
750.425-B	Perjury - Incite/Procure, Court Proceeding	5	2	2				
	ATTEMPTS							
750.4362A	Poisoning - Food/Drink/Medicine/Water	15	4	4				
	ATTEMPTS							
750.439	Polygamy	4	2		2			
	ATTEMPTS		1			1		
750.448	Prostitution - Accost and Solicit	MISD	14		9	3	2	
	ATTEMPTS		1				1	
750.449A	Prostitution - Engaging Services of	MISD	1		1			
	ATTEMPTS							
750.451-C	Prostitution - 2nd Offense	MISD	1				1	
	ATTEMPTS							
750.451-D	Prostitution - 3rd+ Offense	2	60	13	25	10	10	2
	ATTEMPTS							
750.452	Prostitution - Keeping House of	5	2				2	
	ATTEMPTS							
750.455	Prostitution - Pandering	20	1				1	
	ATTEMPTS							
750.457	Prostitution - Accept Earnings	20	3	1		1	1	
	ATTEMPTS							
750.459	Prostitution - Transport Female (perhaps compel)	20	1				1	
	ATTEMPTS							
750.478	Public Officer - Wilfull Neglect of Duty	MISD	2				1	1
	ATTEMPTS							
750.479	Public Officer - Assault/Obstruct	20	5		2	2	1	
	ATTEMPTS		4		1		3	
750.479-A	Police Officer/Public Officer - Resist/Obstruct	2	1	1				
	ATTEMPTS							
750.479-B	Police Officer/Public Officer - Resist/Obstruct	2	3	1	2			
	ATTEMPTS		1			1		
750.4792	Public Officer - Assault/Obstruct	2	15	2	7	4	2	
	ATTEMPTS							
750.4793	Public Officer - Assault/Obstruct Cause Injury	4	2	1			1	
	ATTEMPTS		1		1			

NOTE: Be sure to check for related offense codes when examining a particular type of crime. They may or may not be in sequential order or even on the same page. Offenders may have multiple dispositions.

A2

2009 Criminal Court Dispositions by Offense and Type of Disposition – All Offenses

Page 25 of 32

			DISPOSITIONS					
Compiled Laws	Offense	Max. Penalty	Total	Prison ¹	Jail	Jail/ Probation ²	Probation ²	Other ³
GRAND TOTAL			80,119	18,488	16,106	24,784	19,934	807
%				23%	20%	31%	25%	1%
VIOLATIONS			71,960	17,867	14,493	22,567	16,324	709
ATTEMPTS			8,159	621	1,613	2,217	3,610	98
750.479A2	Police Officer - Flee (Penal Code) 4th Degree	2 ATTEMPTS	117 18	13	28 7	49 6	26 5	1
750.479A3	Police Officer - Flee (Penal Code) 3rd Degree	5 ATTEMPTS	239 25	77 1	58 4	64 12	40 8	
750.479A4-A	Police Officer - Flee (Penal Code) 2nd Degree	10 ATTEMPTS	15	10	1	4		
750.479B1	Peace Officer - Disarm Non-Firearm	4 ATTEMPTS	3	2	1			
750.479B2	Peace Officer - Disarm Firearm	10 ATTEMPTS	12	3	4	3	2	
750.483A2A	Interfering w/ Crime Report	MISD ATTEMPTS	9		3	1	2	3
750.483A2B	Interfere w/ Crime Report Threat to Kill/Injure	10 ATTEMPTS	3 2	2 1		1	1	
750.483A4A	Interfering w/ Police Investigation	MISD ATTEMPTS	3			1	2	
750.483A4B	Interfere w/ Police Investigation Threat to Kill/Injure	10 ATTEMPTS	1	1				
750.483A6A	Tamper w/ Evidence	4 ATTEMPTS	14 4	3	1 3	6 1	4	
750.483A6B	Tamper w/ Evidence - Criminal Case Max >10 yr Term	10 ATTEMPTS	4		1	1	2	
750.49-A	Animals - Fighting	4 ATTEMPTS	5	1		2	2	
750.49-B	Animals - Attend Fight	4 ATTEMPTS	12 9	2	2	4 2	4 7	
750.49-C	Animals - Fighting, Possess Equipment	4 ATTEMPTS	1	1				
750.492A1A	Medical Records - False Info on Chart by Health Care Provider	4 ATTEMPTS	1	1				
750.492A1C	Medical Records - Int. False Info. on Chart by Non-Health Care Provider	MISD ATTEMPTS	1				1	
750.50	Animals - Abandoning/Cruelty	2 ATTEMPTS	6				5	1
750.50-A	Animals - Abandon/Cruelty, 2nd Offense	2 ATTEMPTS	1			1		
750.502D	Anhydrous Ammonia Container, Unauthorized Tampering	4 ATTEMPTS	6	1	3	2		
750.504B	Animals - Abandon/Cruelty to 2 or 3 Animals	1 ATTEMPTS	2		2			
750.504C	Animals - Abandon/Cruelty to 4 - 9 Animals	2 ATTEMPTS	3			1	2	
750.504D	Animals - Abandon/Cruelty to 10 or More Animals	4 ATTEMPTS	3 1	1		1	1 1	
750.505-A	Obstruction of Justice	5 ATTEMPTS	33 11	8 1	5 3	10 6	10 1	
750.505-B	Accessory After the Fact to Felony	5 ATTEMPTS	80 7	13	19 2	26 3	22 2	

NOTE: Be sure to check for related offense codes when examining a particular type of crime. They may or may not be in sequential order or even on the same page. Offenders may have multiple dispositions.

A2

2009 Criminal Court Dispositions by Offense and Type of Disposition – All Offenses

Page 26 of 32

			DISPOSITIONS					
Compiled Laws	Offense	Max. Penalty	Total	Prison ¹	Jail	Jail/ Probation ²	Probation ²	Other ³
	GRAND TOTAL		80,119	18,488	16,106	24,784	19,934	807
	%			23%	20%	31%	25%	1%
	VIOLATIONS		71,960	17,867	14,493	22,567	16,324	709
	ATTEMPTS		8,159	621	1,613	2,217	3,610	98
750.505-C	Common Law Offenses	5	5			3	2	
	ATTEMPTS							
750.5082B	Police Radio Receivers/Scanners, Use in Commission of Felony	2	4	1	2	1		
	ATTEMPTS							
750.509	Police Radio Station - False Report	MISD	1				1	
	ATTEMPTS							
750.50B	Animals - Kill/Torture	4	24	9	2	10	3	
	ATTEMPTS		7		1	5	1	
750.50C7	Police Animal - Injure/Harass While Committing Crime	2	2			2		
	ATTEMPTS							
750.520B	CSC - 1st Degree - Multiple Variables	LIFE	91	91				
	ATTEMPTS		2			2		
750.520B1A	CSC - 1st Degree - Person Under 13	LIFE	155	151				4
	ATTEMPTS		3		1	2		
750.520B1B	CSC - 1st Degree - Relationship	LIFE	116	116				
	ATTEMPTS		1			1		
750.520B1C	CSC - 1st Degree - During Felony	LIFE	10	10				
	ATTEMPTS							
750.520B1D	CSC - 1st Degree - Accomplices	LIFE	5	5				
	ATTEMPTS							
750.520B1E	CSC - 1st Degree - Weapon Used	LIFE	13	13				
	ATTEMPTS							
750.520B1F	CSC - 1st Degree - Personal Injury	LIFE	24	23	1			
	ATTEMPTS		1	1				
750.520B1H	CSC - 1st Degree - Mentally Disabled Relationship	LIFE	4	4				
	ATTEMPTS							
750.520B2B	CSC - 1st Degree - Person <13, Defendant 17+ yrs.	LIFE	56	56				
	ATTEMPTS		1			1		
750.520B2C	CSC - 1st Degree - Person <13, Defendant 17+ yrs.,2nd Offense	LIFE	3	3				
	ATTEMPTS							
750.520C	CSC - 2nd Degree - Multiple Variables	15	104	68	1	30	5	
	ATTEMPTS		8	2		5	1	
750.520C1A	CSC - 2nd Degree - Person Under 13	15	303	234	4	48	13	4
	ATTEMPTS		43	9	4	23	7	
750.520C1B	CSC - 2nd Degree - Relationship	15	70	60		9	1	
	ATTEMPTS		5			5		
750.520C1C	CSC - 2nd Degree - During Felony	15	5	5				
	ATTEMPTS		1	1				
750.520C1E	CSC - 2nd Degree - Weapon Used	15	5	5				
	ATTEMPTS							
750.520C1F	CSC - 2nd Degree - Personal Injury	15	24	9		12	3	
	ATTEMPTS		3	2		1		
750.520C1G	CSC - 2nd Degree - Injury to Incapacitated Victim	15	2		1		1	
	ATTEMPTS							
750.520C1H	CSC - 2nd Degree - Mentally Disabled Relationship	15	6	3		3		
	ATTEMPTS							
750.520C1K	CSC - 2nd Degree - County Prisoner	15	3	3				
	ATTEMPTS							

NOTE: Be sure to check for related offense codes when examining a particular type of crime. They may or may not be in sequential order or even on the same page. Offenders may have multiple dispositions.

A2

2009 Criminal Court Dispositions by Offense and Type of Disposition – All Offenses

Page 27 of 32

			DISPOSITIONS					
Compiled Laws	Offense	Max. Penalty	Total	Prison ¹	Jail	Jail/ Probation ²	Probation ²	Other ³
GRAND TOTAL			80,119	18,488	16,106	24,784	19,934	807
%				23%	20%	31%	25%	1%
VIOLATIONS			71,960	17,867	14,493	22,567	16,324	709
ATTEMPTS			8,159	621	1,613	2,217	3,610	98
750.520C1L	CSC - 2nd Degree - Detained Juvenile	15	1	1				
ATTEMPTS								
750.520C2B	CSC - 2nd Degree - Person < 13, Defendant 17+ yrs.	15	49	41		7	1	
ATTEMPTS			2			1	1	
750.520D	CSC - 3rd Degree - Multiple Variables	15	73	64		4	2	3
ATTEMPTS			10	4	1	4	1	
750.520D1A	CSC - 3rd Degree - Person 13-15	15	266	165	12	43	45	1
ATTEMPTS			81	30	6	33	12	
750.520D1B	CSC - 3rd Degree - Force/ Coercion	15	67	61		1	1	4
ATTEMPTS			15	4	3	7	1	
750.520D1C	CSC - 3rd Degree - Incapacitated Victim	15	12	11				1
ATTEMPTS			5	2		2	1	
750.520D1D	CSC - 3rd Degree - Incest	15	31	29		2		
ATTEMPTS			6	2		3	1	
750.520D1E	CSC - 3rd Degree - Student	15	9	9				
ATTEMPTS								
750.520E	CSC - 4th Degree - Multiple Variables	2	75	13	11	42	8	1
ATTEMPTS			2		2			
750.520E1A	CSC - 4th Degree - Force/ Coercion	2	179	34	30	85	29	1
ATTEMPTS			15	1	5	4	4	1
750.520E1A-A	CSC - 4th Degree - Victim 13-16	2	123	27	17	63	15	1
ATTEMPTS			7		2	5		
750.520E1B	CSC - 4th Degree - Incapacitated Victim	2	20	3	1	13	3	
ATTEMPTS			1				1	
750.520E1F-A	CSC - 4th Degree - Student	2	1	1				
ATTEMPTS								
750.520E1G	CSC - 4th Degree - Incest	2	21	3		15	3	
ATTEMPTS			1				1	
750.520G1	CSC - Assault w/Intent to Commit Sexual Penetration	10	153	83	9	50	10	1
ATTEMPTS			2	1		1		
750.520G2	CSC - 2nd Degree Assault	5	56	25	6	22	3	
ATTEMPTS			1			1		
750.529	Robbery - Armed	LIFE	858	845	2	2	4	5
ATTEMPTS			31	14	7	5	4	1
750.529A	Carjacking	LIFE	146	146				
ATTEMPTS			7	2	1	2	2	
750.530	Robbery - Unarmed	15	710	367	29	164	138	12
ATTEMPTS			48	14	5	20	8	1
750.531	Bank Robbery/Safe Breaking	LIFE	1				1	
ATTEMPTS								
750.531-A	Bank Robbery	LIFE	66	57	1	5	3	
ATTEMPTS			2	2				
750.531-B	Safe Breaking	LIFE	36	29	1	2	2	2
ATTEMPTS			11	3		2	6	
750.532	Seduction	5	12		4	8		
ATTEMPTS								
750.535	Stolen Prop. - Receive & Conceal (Obsolete)	10	3	2	1			
ATTEMPTS								

NOTE: Be sure to check for related offense codes when examining a particular type of crime. They may or may not be in sequential order or even on the same page. Offenders may have multiple dispositions.

A2

2009 Criminal Court Dispositions by Offense and Type of Disposition – All Offenses

Page 28 of 32

			DISPOSITIONS					
Compiled Laws	Offense	Max. Penalty	Total	Prison ¹	Jail	Jail/ Probation ²	Probation ²	Other ³
GRAND TOTAL			80,119	18,488	16,106	24,784	19,934	807
%				23%	20%	31%	25%	1%
VIOLATIONS			71,960	17,867	14,493	22,567	16,324	709
ATTEMPTS			8,159	621	1,613	2,217	3,610	98
750.535-A	Stolen Prop. - Receive & Conceal, >\$100 (Obsolete)	5 ATTEMPTS	3		3			
750.5352A	Stolen Prop. - Receive & Conceal, \$20K or More	10 ATTEMPTS	57	21	10	10	15	1
750.5352B	Stolen Prop. - Receive & Conceal, \$1K - <\$20K - 3rd+ Offense	10 ATTEMPTS	3	1	1		1	
750.5353A	Stolen Prop. - Receive & Conceal, \$1K - <\$20K	5 ATTEMPTS	1	1				
750.5353B	Stolen Prop. - Receive & Conceal, \$200 - <\$1K - 2nd+ Offense	5 ATTEMPTS	490	127	92	164	107	
750.5354A	Stolen Prop. - Receive & Conceal, \$200 - <\$1K	1 ATTEMPTS	73	2	26	24	21	
750.5354B	Stolen Prop. - Receive & Conceal	MISD ATTEMPTS	10	5	1	3	1	
750.5355	Stolen Prop. - Receive & Conceal, Under \$200	MISD ATTEMPTS	113	2	42	29	38	2
750.5357	Stolen Prop. - Receive & Conceal, Motor Vehicle	5 ATTEMPTS	2		1	1		
750.535A	Motor Vehicles - Operate Chop Shop	10 ATTEMPTS	44		22	6	15	1
750.535A2	Motor Vehicles - Operate Chop Shop	10 ATTEMPTS	1,047	253	177	251	365	1
750.535A3	Motor Vehicles - Operate Chop Shop - 2nd Offense	10 ATTEMPTS	120	6	19	17	78	
750.535B	Weapons - Firearms, Receive & Conceal	10 ATTEMPTS	3		3			
750.539D	Eavesdropping - Install/Use	2 ATTEMPTS	28	5	2	10	11	
750.539F	Eavesdropping - Manufac/Possess Device	2 ATTEMPTS	7	2	1	1	3	
750.539J2A1	Surveil Unclothed Person	2 ATTEMPTS	1		1			
750.539J2B	Capture/Distribute Image of Unclothed Person	5 ATTEMPTS	147	64	15	41	26	1
750.539K	FTD - Unauth. Cap/Transmission Personal Identifying Information	MISD ATTEMPTS	25	2	11	9	3	
750.540	Telephone - Tap/Cut Lines	2 ATTEMPTS	13		5	6	2	
750.5405A	Interfere w/Electronic Communications	2 ATTEMPTS	1	1			1	
750.5405B	Interfere w/Electronic Communications, Injury/Death	4 ATTEMPTS	19	3	1	10	4	1
750.540E	Telecommunications - Malicious Use	MISD ATTEMPTS	17	1		9	7	
750.543M	Terrorism - False Report or Threat	20 ATTEMPTS	1				1	
750.543P	Terrorism - Use of Internet/ Telecomm. to Commit	20 ATTEMPTS	5		5			
			1		1			
			210	28	54	103	23	2
			24		6	11	6	1
			5	2	2		1	
			2	1	1			
			24		5	3	14	2
			2		2			
			8	5		1	2	
			1				1	
			1		1			

NOTE: Be sure to check for related offense codes when examining a particular type of crime. They may or may not be in sequential order or even on the same page. Offenders may have multiple dispositions.

A2

2009 Criminal Court Dispositions by Offense and Type of Disposition – All Offenses

Page 29 of 32

			DISPOSITIONS					
Compiled Laws	Offense	Max. Penalty	Total	Prison ¹	Jail	Jail/ Probation ²	Probation ²	Other ³
GRAND TOTAL			80,119	18,488	16,106	24,784	19,934	807
%				23%	20%	31%	25%	1%
VIOLATIONS			71,960	17,867	14,493	22,567	16,324	709
ATTEMPTS			8,159	621	1,613	2,217	3,610	98
750.550	Trespass on Vineyards/Orchards/ Gardens	MISD ATTEMPTS	1		1			
750.552	Trespass	MISD ATTEMPTS	13	1	8		4	
750.552c	Trespass Upon Key Facility	4 ATTEMPTS	4	1	2	1		
750.72	Arson - Dwelling House/ Curtilage	20 ATTEMPTS	3	1		2		
750.72-A	Arson - Dwelling House	20 ATTEMPTS	53	44	1	3	5	
750.72-B	Arson - Dwelling House/ Curtilage	20 ATTEMPTS	12	3	1	3	4	1
750.73	Arson - Real Property	10 ATTEMPTS	3	2	1			
750.74	Arson - Personal Property, Over \$50	10 ATTEMPTS	63	30	5	16	12	
750.741A	Arson - Personal Property, <\$200	4 ATTEMPTS	14	3	2	4	5	
750.741B1	Arson - Personal Property, \$200 - <\$1K	4 ATTEMPTS	1			1		
750.741C1	Arson - Personal Property, \$1K - <\$20K	5 ATTEMPTS	3	3	8	13	11	
750.741D1	Arson - Personal Property, \$20K or More	5 ATTEMPTS	3	2		1		
750.741D2	Arson - Personal Property, \$1k - <\$20K - 3rd+ Offense	10 ATTEMPTS	4	2		1	1	
750.75	Arson - Insured Property	10 ATTEMPTS	1				1	
750.771A1	Arson - Preparation to Burn Property, Less Than \$200	10 ATTEMPTS	15	4	1	7	3	
750.771B1	Arson - Preparation to Burn Property, \$200 - <\$1K	1 ATTEMPTS	1		1			
750.771C1	Arson - Preparation to Burn Property, \$1K - <\$20K	1 ATTEMPTS	3		1		2	
750.771D1	Arson - Preparation to Burn Property, \$20K or More	5 ATTEMPTS	14	2	1	9	1	1
750.78	Arson - Woods/Prairies	10 ATTEMPTS	2	1		1		
750.81	Asslt or Asslt and Battery	10 ATTEMPTS	15	3	2	5	5	
750.812	Domestic Violence	10 ATTEMPTS	3		1	2		
750.813	Domestic Violence - 2nd Offense	4 ATTEMPTS	6		2	4		
750.814	Domestic Violence - 3rd Offense	4 ATTEMPTS	443	4	202	97	129	11
750.81A	Assault - Aggravated	1 ATTEMPTS	573	3	268	135	154	13
			7		4	1	2	
			151	1	96	42	10	2
			1		1			
			594	128	161	228	77	
			4		1	1	2	
			273		79	90	101	3
			6			3	3	

NOTE: Be sure to check for related offense codes when examining a particular type of crime. They may or may not be in sequential order or even on the same page. Offenders may have multiple dispositions.

A2

2009 Criminal Court Dispositions by Offense and Type of Disposition – All Offenses

Page 30 of 32

			DISPOSITIONS					
Compiled Laws	Offense	Max. Penalty	Total	Prison ¹	Jail	Jail/ Probation ²	Probation ²	Other ³
	GRAND TOTAL		80,119	18,488	16,106	24,784	19,934	807
	%			23%	20%	31%	25%	1%
	VIOLATIONS		71,960	17,867	14,493	22,567	16,324	709
	ATTEMPTS		8,159	621	1,613	2,217	3,610	98
750.81A2	Domestic Violence, Aggravated	1	84	2	39	19	24	
	ATTEMPTS		1				1	
750.81A3	Domestic Violence, Aggravated - 2nd Offense	2	47	6	14	24	2	1
	ATTEMPTS		1			1		
750.81C2	Assault/Battery of DHS Employee	2	9	2	4	1	2	
	ATTEMPTS		1		1			
750.81C3	Assault/Battery of DHS Employee Cause Serious Injury	5	1		1			
	ATTEMPTS							
750.81D1	Police Officer - Assault/Resist/Obstruct	2	2,614	511	776	851	460	16
	ATTEMPTS		390	4	113	107	150	16
750.81D2	Police Officer - Assault/Resist/Obstruct, Causing Injury	4	147	47	22	50	28	
	ATTEMPTS		19		8	6	5	
750.81D3	Police Officer - Assault/Resist/Obstruct, Serious Impairment	15	3	3				
	ATTEMPTS							
750.82	Felonious Assault	4	1,822	535	259	593	426	9
	ATTEMPTS		339	14	81	136	107	1
750.822	Weapon-Free Schools - Assault w/ Dangerous Weapon	4	5	1	3	1		
	ATTEMPTS							
750.83	Assault w/Intent to Murder	LIFE	159	157	1			1
	ATTEMPTS		1	1				
750.84	Assault w/Intent to do Great Bodily Harm Less Than Murder	10	615	397	30	105	83	
	ATTEMPTS		42	19	5	15	3	
750.85	Torture	LIFE	14	14				
	ATTEMPTS							
750.86	Assault w/Intent to Maim	10	7	4		1	2	
	ATTEMPTS		1			1		
750.87	Assault w/Intent to Commit Felony	10	6	2	1	2	1	
	ATTEMPTS		1	1				
750.88	Assault w/Intent to Rob While Unarmed	15	82	40	4	13	23	2
	ATTEMPTS		4		1	2	1	
750.89	Assault w/Intent to Rob While Armed	LIFE	164	137	2	6	3	16
	ATTEMPTS							
750.90A	Assault - Pregnant Individual, Miscarriage/Stillbirth w/Intent	LIFE	1	1				
	ATTEMPTS							
750.90BA	Assault - Pregnant Individual, Miscarriage/Stillbirth	15	1	1				
	ATTEMPTS							
750.90DA	Pregnant Individ. - Oper. Under Infl., Miscarriage/Stillbirth	15	1	1				
	ATTEMPTS							
750.91	Homicide - Attempted Murder	LIFE	31	31				
	ATTEMPTS							
750.92	Attempt Commit Crime	10	1		1			
	ATTEMPTS		2			1	1	
752.10031	Health Care Fraud - False Claim	4	11		7	1	3	
	ATTEMPTS							
752.10032	Health Care Fraud - Medically Unnecessary	4	5			4		1
	ATTEMPTS							
752.10033	Health Care Fraud - False Statement	4	1			1		
	ATTEMPTS							

NOTE: Be sure to check for related offense codes when examining a particular type of crime. They may or may not be in sequential order or even on the same page. Offenders may have multiple dispositions.

A2

2009 Criminal Court Dispositions by Offense and Type of Disposition – All Offenses

Page 31 of 32

			DISPOSITIONS					
Compiled Laws	Offense	Max. Penalty	Total	Prison ¹	Jail	Jail/ Probation ²	Probation ²	Other ³
		GRAND TOTAL	80,119	18,488	16,106	24,784	19,934	807
		%		23%	20%	31%	25%	1%
		VIOLATIONS	71,960	17,867	14,493	22,567	16,324	709
		ATTEMPTS	8,159	621	1,613	2,217	3,610	98
752.1005	Health Care Fraud - Conspiracy	10	1			1		
		ATTEMPTS						
752.10541	Copying Audio/Video Recordings for Gain - Misdemeanor	MISD	4		1	1	1	1
		ATTEMPTS						
752.10542	Copy Audio/Video for Gain - Felony	5	50	3	7	15	25	
		ATTEMPTS	17		3	3	11	
752.191	Felonious Driving	2	1		1			
		ATTEMPTS						
752.3651	Obscenity	MISD	1				1	
		ATTEMPTS						
752.3653	Obscenity	2	2		1		1	
		ATTEMPTS						
752.542A	Prisons - Riots	10	4	4				
		ATTEMPTS						
752.543	Unlawful Assembly	5	2		1			1
		ATTEMPTS						
752.7971C1	Computers - Fraudulent Access, \$1K - <\$20K	5	3	1		2		
		ATTEMPTS						
752.7971D1	Computers - Fraudulent Access, \$20K or More	10	1			1		
		ATTEMPTS						
752.7972A	Computers - Unauthorized Access	5	5		1	2	2	
		ATTEMPTS	1				1	
752.7973A	Computers - Use to Commit Crime Max 1 Yr or Less	1	9		3	3	3	
		ATTEMPTS						
752.7973B	Computers - Use to Commit Crime Max >1 Yrs - <2 Yrs	2	3	2		1		
		ATTEMPTS						
752.7973C	Computers - Use to Commit Crime Max 2 yrs - <4 yrs	4	12	2		8	2	
		ATTEMPTS						
752.7973D	Computers - Use to Commit Crime Max 4 yrs - <10 yrs	7	75	21	3	29	22	
		ATTEMPTS	4			3	1	
752.7973E	Computers - Use to Commit Crime Max 10 yrs - <20 yrs	10	9	6	1		2	
		ATTEMPTS	1	1				
752.7973F	Computers - Use to Commit Crime Max 20 yrs or More	20	23	23				
		ATTEMPTS						
752.811	Breaking & Entering - Coin Operated Device	3	1		1			
		ATTEMPTS						
752.811A	Breaking & Entering - Coin Operated Device	3	55	18	11	14	12	
		ATTEMPTS	11		2	5	4	
752.811B	Breaking & Entering - Possess Tool to Open Coin-Operated Device	3	1		1			
		ATTEMPTS						
752.861	Weapons - Firearms, Careless Use Cause Injury/Death	2	15	1	4	3	7	
		ATTEMPTS						
752.862-A	Weapons - Firearms, Careless Discharge, Prop. Damage \$50 or Less	MISD	1				1	
		ATTEMPTS						
752.862-B	Weapons - Firearms, Careless Use Prop. Damage Over \$50	1	2				2	
		ATTEMPTS						
752.863A	Weapons - Firearms, Reckless Use	MISD	29		7	9	13	
		ATTEMPTS						

NOTE: Be sure to check for related offense codes when examining a particular type of crime. They may or may not be in sequential order or even on the same page. Offenders may have multiple dispositions.

A2 2009 Criminal Court Dispositions by Offense and Type of Disposition – All Offenses

Page 32 of 32

Compiled Laws	Offense	Max. Penalty
		GRAND TOTAL
		%
		VIOLATIONS
		ATTEMPTS
767.61A	Offense by Sexually Delinquent	LIFE ATTEMPTS
767A.91A	Prosecutor's Investigative Perjury	15 ATTEMPTS
769.10	Habitual Offender - 2nd Offense	LIFE ATTEMPTS
769.11	Habitual Offender - 3rd Offense	LIFE ATTEMPTS
769.12	Habitual Offender - 4th Offense	LIFE ATTEMPTS
800.2811	Prisons - Furnish Contraband to Prisoner in Prison	5 ATTEMPTS
800.2812	Prisons - Furnish Contraband Prisoner Outside Prison	5 ATTEMPTS
800.2813	Prisons - Bring Contraband Into Prison	5 ATTEMPTS
800.2814	Prisons - Prisoner Possessing Contraband	5 ATTEMPTS
800.2834	Prisons - Prisoner Possessing Weapon	5 ATTEMPTS
800.283A	Prisons - Furnish Cellphone to Prisoner	5 ATTEMPTS
801.2622	Jails - Prisoner Possess Weapon	5 ATTEMPTS
801.2631	Jails - Furnish Contraband to Prisoner	5 ATTEMPTS
801.2632	Jails - Prisoner Possessing Contraband	5 ATTEMPTS

DISPOSITIONS					
Total	Prison ¹	Jail	Jail/ Probation ²	Probation ²	Other ³
80,119	18,488 23%	16,106 20%	24,784 31%	19,934 25%	807 1%
71,960	17,867	14,493	22,567	16,324	709
8,159	621	1,613	2,217	3,610	98
1			1		
2	2				
1		1			
1				1	
4	3			1	
15 3	4	6	3 3	2	
1		1			
14 4	2	5 2	4 1	3 1	
28 5	20 1	4 1	2 1	2	2
65 10	64 9	1	1		
1	1				
6	2	3	1		
26 2	3	15	7	1 2	
44 6	4	23 4	13	4 2	

NOTE: Be sure to check for related offense codes when examining a particular type of crime. They may or may not be in sequential order or even on the same page. Offenders may have multiple dispositions.

¹ Includes HYTA Prison

² Includes Delayed and Suspended Sentences, HYTA Probation, and SAI Probation

³ Includes Restitution, Fines, Costs, Community Service and DHS sentences

SOURCE: OMNI BIR Extract

A2a 2009 Criminal Court Dispositions by Offense and Type of Disposition – Non-Assaultive Offenses

Page 1 of 20

			DISPOSITIONS					
Compiled Laws	Offense	Max. Penalty	Total	Prison ¹	Jail	Jail/ Probation ²	Probation ²	Other ³
GRAND TOTAL			40,849	8,864	8,447	13,061	10,021	456
%				22%	21%	32%	24%	1%
VIOLATIONS			36,386	8,593	7,476	11,795	8,127	395
ATTEMPTS			4,463	271	971	1,266	1,894	61
21.154	Public Officer - Embezzle/Divert Tax/Public Moneys	5 ATTEMPTS	1				1	
28.243A	Fingerprinting - Refusal	MISD ATTEMPTS	10		8	1	1	
28.2931	State ID Card - False Application	5 ATTEMPTS	9	1	4	1	3	
28.2951B-A	State ID Card - Alter/Forge/Use to Commit Felony or Misdemeanor	5 ATTEMPTS	2				2	
28.2952	State ID Card - Used w/o Permission	5 ATTEMPTS	3	2				1
28.2952-A	State ID Card - Alter/Forge Intent to Deliver/Possess 2 or More	5 ATTEMPTS	1				1	
28.425B3	Weapons - Pistols, False Info on CCW Permit	4 ATTEMPTS	2	1		1		
28.425K2A	Weapons - Pistols, Carrying Concealed While Under the Influence	MISD ATTEMPTS	1				1	
28.5953-A	State ID Card - Counterfeit/Forged, Possession	MISD ATTEMPTS	1		1			
28.729	Sex Offender - Fail to Register	4 ATTEMPTS	502	104	188	131	68	11
28.7291A	Sex Offender - Fail to Register	4 ATTEMPTS	132	5	47	28	44	8
28.7291B	Sex Offender - Fail to Register, 2nd Offense	4 ATTEMPTS	5		4	1		
28.7291C	Sex Offender - Fail to Register, 3rd Offense	7 ATTEMPTS	42	9	16	12	5	
28.7292	Sex Offenders - Failure to Comply w/ Duties	10 ATTEMPTS	14	8	5	1		
28.7292C	Sex Offenders - Failure to Comply w/ Duties	MISD ATTEMPTS	1	1				
28.7292C	Sex Offender - Fail to Report, 3rd Offense	4 ATTEMPTS	66	2	33	5	23	3
28.7294	Sex Offenders - Refusing/Failing to Pay Registration Fee	4 ATTEMPTS	2	1	12	4	1	
28.7294	Sex Offenders - Refusing/Failing to Pay Registration Fee	MISD ATTEMPTS	1		1			
28.729B	Sex Offenders - Failure to Comply w/ Reporting Duties - 2nd Offense	MISD ATTEMPTS	9		4	2	2	1
28.7342A	Student Safety Zone - Work/ Loiter	MISD ATTEMPTS	1		1			
28.7342B	Student Safety Zone - Work/ Loiter - 2nd Offense	2 ATTEMPTS	1			1		
28.7352A	Student Safety Zone - Residency Violation	MISD ATTEMPTS	10		6	2	1	1
28.7541	False Report of Child Abduction	4 ATTEMPTS	1			1		
168.932E	Election Law - Absentee Ballot Tampering	5 ATTEMPTS	1			1		
168.932F	Election Law - Possess Absentee Ballot	5 ATTEMPTS	4		1		3	

NOTE: Be sure to check for related offense codes when examining a particular type of crime. They may or may not be in sequential order or even on the same page. Offenders may have multiple dispositions.

A2a 2009 Criminal Court Dispositions by Offense and Type of Disposition — Non-Assaultive Offenses

Page 2 of 20

			DISPOSITIONS					
Compiled Laws	Offense	Max. Penalty	Total	Prison ¹	Jail	Jail/ Probation ²	Probation ²	Other ³
GRAND TOTAL			40,849	8,864	8,447	13,061	10,021	456
%				22%	21%	32%	24%	1%
VIOLATIONS			36,386	8,593	7,476	11,795	8,127	395
ATTEMPTS			4,463	271	971	1,266	1,894	61
168.932H	Election Law - Attempt to Influence Absent Voter	5 ATTEMPTS	1				1	
205.108	Taxes - Use Tax - Consumer's Failure to Comply w/ Act	MISD ATTEMPTS	1		1			
205.27	Taxes - Defraud/Evade Payment of	15 ATTEMPTS	1		1			
205.271A	Taxes - Fail to File/False Return	5 ATTEMPTS	2			1	1	
205.271C	Taxes - Make/Permit False Returns	5 ATTEMPTS	1	1			1	
205.4282	Tobacco Products Tax Act Violation Felony	5 ATTEMPTS	8			2	8	1
205.4282-A	Tobacco Products Tax Act Violations Sell w/o Tax Stamp	5 ATTEMPTS	1				1	
205.4283	Tobacco Products Tax Act Violations Misdemeanor	1 ATTEMPTS	1				1	
205.4284	Tobacco Products Tax Act Violations	MISD ATTEMPTS	6				6	
205.4286	Tobacco Products Tax Act Unauthorized Tax Stamps	10 ATTEMPTS	2			1	1	
205.509	Possess & Transport Untaxed Cigarettes	5 ATTEMPTS	1		1			
257.215	Operating - Unregistered Vehicle	MISD ATTEMPTS	6		5		1	
257.2171	Title Applications - Omitting Information	MISD ATTEMPTS	1				1	
257.226A	Improper Use of License Plates	MISD ATTEMPTS	1				1	
257.233A6	Motor Vehicles - Odometer Tampering	5 ATTEMPTS	3		1		2	
257.254	Motor Vehicle Code - Intent to Pass False Title	10 ATTEMPTS	42	11	8	13	10	
257.256	License Plate/Registration/Title Unlawful Use	MISD ATTEMPTS	3			2	1	
257.257	License Documents/Plates - Forgery	5 ATTEMPTS	51		37	4	9	1
257.301	Operating - No/Multiple Licenses	MISD ATTEMPTS	54	3	15	15	19	2
257.31010	Driver's License - Forged, Possession	MISD ATTEMPTS	26		3	5	17	1
257.3107A	Driver's License - Forge w/ Intent to Commit Crime Max 10 Yrs+	10 ATTEMPTS	47		32	8	6	1
257.3107B	Driver's License - Forge w/ Intent to Commit Crime Max 6mos-<10 yrs	5 ATTEMPTS	4		3		1	
257.3109	Driver's License - Forged, Possession of 2 or More	5 ATTEMPTS	9	4	1	3	1	
			10	1	6	1	2	
			1				1	
			6	2	1	2	1	

NOTE: Be sure to check for related offense codes when examining a particular type of crime. They may or may not be in sequential order or even on the same page. Offenders may have multiple dispositions.

A2a 2009 Criminal Court Dispositions by Offense and Type of Disposition – Non-Assaultive Offenses

Page 3 of 20

			DISPOSITIONS					
Compiled Laws	Offense	Max. Penalty	Total	Prison ¹	Jail	Jail/ Probation ²	Probation ²	Other ³
GRAND TOTAL			40,849	8,864	8,447	13,061	10,021	456
%				22%	21%	32%	24%	1%
VIOLATIONS			36,386	8,593	7,476	11,795	8,127	395
ATTEMPTS			4,463	271	971	1,266	1,894	61
257.311	Operate w/o License	MISD	39		14	11	12	2
		ATTEMPTS						
257.312	Operate w/Restricted License	MISD	45		31	12	1	1
		ATTEMPTS						
257.312A	Operating - Motorcycles/Mopeds w/o Indorsement	MISD	3		3			
		ATTEMPTS						
257.324	Operate w/Forged/Altered License/ False ID	MISD	64		47	6	9	2
		ATTEMPTS						
257.328	Motor Vehicle Code - Producing False Evidence of Insurance	MISD	3				1	2
		ATTEMPTS						
257.3291	Insurance Certificates - Possess/ Sale of Stolen/Counterfeit	5	22		3	7	12	
		ATTEMPTS	3				3	
257.602	Police Officer - Refuse to Obey Traffic Order	MISD	4		3		1	
		ATTEMPTS						
257.617A	Fail to Stop at Personal Injury Accident	1	26		12	9	4	1
		ATTEMPTS	1				1	
257.618	Fail to Stop at Property Damage Accident (Attended Vehicle)	MISD	43	1	20	14	8	
		ATTEMPTS	1				1	
257.620	Fail to Stop after Collision	MISD	31		18	8	4	1
		ATTEMPTS	1				1	
257.621	Failure to Report Accident to Fixtures	MISD	5		2	2	1	
		ATTEMPTS	1		1			
257.622	Fail to Report Accident	MISD	10		8	1	1	
		ATTEMPTS						
257.624A	Alcohol - Open Container in Vehicle	MISD	128	1	87	21	12	7
		ATTEMPTS						
257.624B1	Alcohol - Possession By Minor in Motor Vehicle	MISD	1				1	
		ATTEMPTS						
257.625	Operating Vehicle Intoxicated	15	4		1		3	
		ATTEMPTS						
257.6251	Operating Vehicle Intoxicated	15	6		1	1	4	
		ATTEMPTS						
257.6251-A	Operating Vehicle Intoxicated	MISD	448	2	210	124	95	17
		ATTEMPTS	10		1	1	8	
257.62510B	Operating Vehicle Intoxicated - 2nd Offense	1	14		5	6	3	
		ATTEMPTS						
257.62510C	Operating Vehicle Intoxicated - 3rd Offense	1	30		2	26	2	
		ATTEMPTS						
257.6253A	Operate - Impaired	MISD	108		45	32	22	9
		ATTEMPTS	3		2		1	
257.6256	Operating Vehicle Intoxicated, Impaired - 3rd Felony	5	1		1			
		ATTEMPTS						
257.6256-A	Minor Operating Vehicle, w/ Any Blood Alcohol Content	MISD	11		3	2	2	4
		ATTEMPTS	1				1	
257.6256B	Operating Vehicle Intoxicated, Contr. Sub. - 2nd Offense	1	224		75	110	33	6
		ATTEMPTS	3		1	1	1	

NOTE: Be sure to check for related offense codes when examining a particular type of crime. They may or may not be in sequential order or even on the same page. Offenders may have multiple dispositions.

A2a 2009 Criminal Court Dispositions by Offense and Type of Disposition — Non-Assaultive Offenses

Page 4 of 20

			DISPOSITIONS					
Compiled Laws	Offense	Max. Penalty	Total	Prison ¹	Jail	Jail/ Probation ²	Probation ²	Other ³
GRAND TOTAL			40,849	8,864	8,447	13,061	10,021	456
%				22%	21%	32%	24%	1%
VIOLATIONS			36,386	8,593	7,476	11,795	8,127	395
ATTEMPTS			4,463	271	971	1,266	1,894	61
257.6256D	Operating Vehicle Intoxicated, Contr. Sub. - 3rd Offense	5 ATTEMPTS	3,798	695	308	2,515	277	3
257.6257A1	Operating Vehicle Intoxicated, w/ Occupant <16	1 ATTEMPTS	35		10	17	8	
257.6257A2	Operating Vehicle Intoxicated, w/ Occupant <16 - 2nd+ Offense	5 ATTEMPTS	83	6	8	62	7	
257.6258	Operating Vehicle, w/ Presence of Controlled Substance	MISD ATTEMPTS	83		49	13	17	4
257.625B	OUIL	5 ATTEMPTS	15		4	3	6	2
257.626	Driving - Reckless	MISD ATTEMPTS	51	2	22	12	13	2
257.653A2	Passing EMS - Misd.	MISD ATTEMPTS	2		1	1		
257.7247	Motor Vehicles - Failing to Submit to Weighing	MISD ATTEMPTS	1			1		
257.903	Motor Vehicle Code, False Certification	5 ATTEMPTS	33	1	11	6	15	
257.904	Operate - License Suspended/Revoked/ Denied	15 ATTEMPTS	4		1		3	
257.9041B	Operate - Allow Suspended/Revoked/ Denied to Operate	15 ATTEMPTS	8		4	1	3	
257.9041C	Operate - Allow Suspended/Revoked/ Denied to Operate - 2nd+ Offense	MISD ATTEMPTS	690	4	410	147	108	21
257.9041C	Operate - Allow Suspended/Revoked/ Denied to Operate - 2nd+ Offense	1 ATTEMPTS	9		3		6	
257.9042-A	Motor Vehicles - Allowing Suspended Person to Operate	MISD ATTEMPTS	786	8	526	156	71	25
257.904A	Operating - No License for 3 Years	MISD ATTEMPTS	1				1	
287.7441	Animal Industry Act - Felony Violations	5 ATTEMPTS	2		2			
287.7442	Animals Industry Act - Misdemeanor/ Rule Violations	MISD ATTEMPTS	1			1		
324.31152A	Water Resources Protection Violation	2 ATTEMPTS	2		1		1	
324.401112	Wildlife Conservation Part - Possesing Firearm in Vehicle or Motorized Boat	MISD ATTEMPTS	3		2	1		
324.401131	Wildlife Conservation Part - Using Artificial Light/Weapon	MISD ATTEMPTS	3		2	1		
324.401181	Wildlife Conservation Part - General Violations	MISD ATTEMPTS	2				2	
324.401183	Wildlife Conservation Part - Taking Deer/Bear/Turkeys	MISD ATTEMPTS	5		4	1		
324.435261	Hunting & Fishing License Part - Hunting Deer w/o License	MISD ATTEMPTS	1		1			
324.731021	Trespass, Recreational Trespass Law	MISD ATTEMPTS	1		1			

NOTE: Be sure to check for related offense codes when examining a particular type of crime. They may or may not be in sequential order or even on the same page. Offenders may have multiple dispositions.

A2a 2009 Criminal Court Dispositions by Offense and Type of Disposition – Non-Assaultive Offenses

Page 5 of 20

			DISPOSITIONS					
Compiled Laws	Offense	Max. Penalty	Total	Prison ¹	Jail	Jail/ Probation ²	Probation ²	Other ³
GRAND TOTAL			40,849	8,864	8,447	13,061	10,021	456
%				22%	21%	32%	24%	1%
VIOLATIONS			36,386	8,593	7,476	11,795	8,127	395
ATTEMPTS			4,463	271	971	1,266	1,894	61
324.731022	Trespass, Recreational Trespass Law	MISD	2		1	1		
		ATTEMPTS						
324.73103	Trespass, Recreational Trespass Law	MISD	1			1		
		ATTEMPTS						
324.801761	Marine Safety, OUIL Per Se	MISD	1				1	
		ATTEMPTS						
324.81122	ORV - Operating on Highway or Right-of-Way	MISD	2		1		1	
		ATTEMPTS						
324.81133N	ORV - Operate, RR Utility Right of Way	MISD	1				1	
		ATTEMPTS						
324.81134	ORV - OUIL	5	1		1			
		ATTEMPTS						
324.811345	ORV - OUIL - 2nd Offense	MISD	1			1		
		ATTEMPTS						
324.81140A2A	ORV - Operate, License Suspended/ Revoked	MISD	1		1			
		ATTEMPTS						
324.821271	Snowmobiles - OUIL - Misd.	MISD	1		1			
		ATTEMPTS						
328.2321	Funeral Contracts - Conversion	5	8	1	7			
		ATTEMPTS						
333.16294	Health Profession - Unauthorized Practice	4	3	1		1	1	
		Felony	2		2			
338.1053A	Security Guards - No License/Permission	4						
	Connect Security Alarm	ATTEMPTS	2				1	1
339.6013	Occupational Code - Performing Occupation w/o License - 1st Offense	MISD	3		2			
		ATTEMPTS						
339.6016A	Unlicensed Residential Builder	1	2			1		1
		ATTEMPTS						
400.601-A	Fraud - Welfare, \$500 or Less	4	4			1	3	
		ATTEMPTS						
400.601-B	Fraud - Welfare, Over \$500	4	49		7	15	27	
		ATTEMPTS	30		3	12	15	
400.602	Fraud - Welfare, Failure to Inform	4	1	1				
		ATTEMPTS						
400.602-A	Fraud - Welfare, Failure to Inform, \$500 or Less	MISD	13		1	2	9	1
		ATTEMPTS	1		1			
400.602-B	Fraud - Welfare, Failure to Inform, Over \$500	4	251		7	32	212	
		ATTEMPTS	32	1	5	15	11	
400.6071	Medicaid Fraud - False Claim	4	5		2	1	2	
		ATTEMPTS						
408.485	Failure to Pay Wages - Wilful	MISD	2		2			
		ATTEMPTS						
421.54A11A	Unemployment Comp. Fraud, Fail Comply w/ Act/Rule <\$25K	MISD	1			1		
		ATTEMPTS						
432.2181	Gambling Operations - Felony	10						
	Violations	ATTEMPTS	2				2	

NOTE: Be sure to check for related offense codes when examining a particular type of crime. They may or may not be in sequential order or even on the same page. Offenders may have multiple dispositions.

A2a 2009 Criminal Court Dispositions by Offense and Type of Disposition – Non-Assaultive Offenses

Page 6 of 20

			DISPOSITIONS					
Compiled Laws	Offense	Max. Penalty	Total	Prison ¹	Jail	Jail/ Probation ²	Probation ²	Other ³
	GRAND TOTAL		40,849	8,864	8,447	13,061	10,021	456
	%			22%	21%	32%	24%	1%
	VIOLATIONS		36,386	8,593	7,476	11,795	8,127	395
	ATTEMPTS		4,463	271	971	1,266	1,894	61
432.2182	Gambling Activities - Felony Violations	10 ATTEMPTS	8				8	
432.30	Lottery - Forge/Counterfeit Ticket	5 ATTEMPTS	5	1			4	
436.1203	Alcohol - Sale/Deliver/Import w/o License	1 ATTEMPTS	1				1	
436.16131	Alcohol - Furnishing Place for Consideration (1 Yr Felony)	MISD ATTEMPTS	3			2	1	
436.17011-A	Alcohol - Sell/Furnish to Minor	MISD ATTEMPTS	14		8	4	2	
436.17031A	Alcohol - Purchase/Consume/ Possess by Minor	MISD ATTEMPTS	63		26	11	12	14
436.17031B	Alcohol - Purchase/Consume/ Possess by Minor - 2nd Offense	MISD ATTEMPTS	3		1	2		
436.19151	Alcohol - Consumption On Highway	MISD ATTEMPTS	1			1		
440.95016	File False/Fraudulent Financial Statement	5 ATTEMPTS	14	1	1	2	2	8
445.401	Second Hand Dealer - No License	MISD ATTEMPTS	1		1			
445.4083	Second Hand Dealer - Buy/Sell Stolen Utility Co. Scrap Metal	5 ATTEMPTS	4	1	1	2		
445.4332	Buy/Sell Stolen Non Ferrous Metals - 1st Offense	5 ATTEMPTS	1				1	
445.4831	Precious Gem/Metal - Doing Business w/o Registration	2 ATTEMPTS	1				1	
445.574A2B-A	Beverage Containers - Returning Nonreturnable, More Than 100	MISD ATTEMPTS	3				3	
445.65	Identity Theft	5 ATTEMPTS	407	83	69	133	121	1
445.67	Identity Theft - Obtain/Possess/ Transfer ID w/Intent	5 ATTEMPTS	21		4	8	6	3
445.86	Social Security Number Privacy Act, Violations	MISD ATTEMPTS	74	25	14	23	12	
484.16052	Emergency 911 Service, Unauthorized	MISD ATTEMPTS	1		1			
500.2088	Insurance - False Report for Insurance Claim	MISD ATTEMPTS	1			1		
500.3101A	Motor Vehicle - Operating w/o Valid Insurance	MISD ATTEMPTS	4				4	
500.3102	Motor Vehicle - Operating w/o Security	MISD ATTEMPTS	1		1			
500.45111	Insurance - Fraudulent Acts	4 ATTEMPTS	23		12	5	1	5
500.45112	Insurance Fraud - Conspiracies	10 ATTEMPTS	55	4	8	16	26	1
			11		1	2	7	1
			5		1	2	2	
			1				1	

NOTE: Be sure to check for related offense codes when examining a particular type of crime. They may or may not be in sequential order or even on the same page. Offenders may have multiple dispositions.

A2a 2009 Criminal Court Dispositions by Offense and Type of Disposition – Non-Assaultive Offenses

Page 7 of 20

				DISPOSITIONS					
Compiled Laws		Offense	Max. Penalty	Total	Prison ¹	Jail	Jail/ Probation ²	Probation ²	Other ³
GRAND TOTAL				40,849	8,864	8,447	13,061	10,021	456
%					22%	21%	32%	24%	1%
VIOLATIONS				36,386	8,593	7,476	11,795	8,127	395
ATTEMPTS				4,463	271	971	1,266	1,894	61
565.371	Real Property - Record Fraud Conveyance	3 ATTEMPTS		1				1	
570.111010C	Contractor - False Sworn Statements, \$1K - <\$20K	5 ATTEMPTS		1 1			1 1		
570.111010D1	Contractor - False Sworn Statements, \$20K or More	10 ATTEMPTS		1				1	
570.152	Contractor - Fraudulent Use of Building Contract Fund	3 ATTEMPTS		10 1	2	1	3 1	4	
600.1701	Contempt of Court	MISD ATTEMPTS		1			1		
722.151B	Children - Harboring Runaways	MISD ATTEMPTS		1		1			
722.642	Tobacco - Possession/Use by Minor	MISD ATTEMPTS		3		1	1		1
750.110	Breaking & Entering - Bldg. w/Intent	15 ATTEMPTS		1,844 363	660 73	240 64	637 110	299 116	8
750.110-A	Breaking & Entering - Unoccupied Bldg. w/Intent	10 ATTEMPTS		4	1	1	1	1	
750.110A3	Home Invasion - 2nd Degree	15 ATTEMPTS		1,917 217	832 42	143 28	558 72	379 75	5
750.110A4	Home Invasion - 3rd Degree	5 ATTEMPTS		558 50	131 6	94 16	243 21	89 7	1
750.111	Breaking & Entering - Entry w/o Breaking, w/Intent	5 ATTEMPTS		167 12	37	27 1	68 3	35 8	
750.113	Breaking & Entering - Coin Box	MISD ATTEMPTS		1				1	
750.115	Breaking & Entering - Illegal Entry w/o Owner's Permission/Denied	MISD ATTEMPTS		16 1		4 1	2	10	
750.115A	Illegal Entry (w/o Owners Permission)	MISD ATTEMPTS		96 6		41 4	26 1	27 1	2
750.116	Burglar's Tools - Possess	10 ATTEMPTS		122 11	52 5	10 2	37 3	23 1	
750.117	Public Officer - Bribery	4 ATTEMPTS		3 5	1 1	2 1			
750.120	Bribery - Jurors/Others Accepting	4 ATTEMPTS		1				1	
750.121	Bribe Public Officer to Influence Contract	4 ATTEMPTS		1			1		
750.1227A	Witness - Bribe/Intimidate/ Interfere	4 ATTEMPTS		28 1	10	4	11 1	3	
750.123	Bribery - Public Officer for Nonperformance of Duty	MISD ATTEMPTS		1				1	
750.131	Check - Non-Sufficient Funds	2 ATTEMPTS		2		1		1	
750.1313A1	Check - Non-Sufficient Funds, Less than \$100	MISD ATTEMPTS		10		4	2	4	

NOTE: Be sure to check for related offense codes when examining a particular type of crime. They may or may not be in sequential order or even on the same page. Offenders may have multiple dispositions.

A2a 2009 Criminal Court Dispositions by Offense and Type of Disposition — Non-Assaultive Offenses

Page 8 of 20

			DISPOSITIONS					
Compiled Laws	Offense	Max. Penalty	Total	Prison ¹	Jail	Jail/ Probation ²	Probation ²	Other ³
GRAND TOTAL			40,849	8,864	8,447	13,061	10,021	456
%				22%	21%	32%	24%	1%
VIOLATIONS			36,386	8,593	7,476	11,795	8,127	395
ATTEMPTS			4,463	271	971	1,266	1,894	61
750.1313B1	Check - Non-Sufficient Funds, \$100 - <\$500	1 ATTEMPTS	41		8	7	25	1
750.1313B2	Check - Non-Sufficient Funds, \$100 - <\$500 - 3rd+ Offense	2 ATTEMPTS	1			1		
750.1313C	Check - Non-Sufficient Funds, \$500 or more	2 ATTEMPTS	129	13	20	50	45	1
750.131A	Check - No Account or Non-Sufficient Funds	2 ATTEMPTS	2				2	
750.131A1	Check - No Account	2 ATTEMPTS	3		1	1	1	
750.131A2	Check - Non-Sufficient Funds, Three w/in 10 days	2 ATTEMPTS	402	67	126	120	80	9
750.131A2	Check - Non-Sufficient Funds, Three w/in 10 days	2 ATTEMPTS	19		7	2	6	4
750.131A2	Check - Non-Sufficient Funds, Three w/in 10 days	2 ATTEMPTS	92	2	16	45	28	1
750.131A2	Check - Non-Sufficient Funds, Three w/in 10 days	2 ATTEMPTS	1				1	
750.135A2A	Child Abuse - Leaving Child Unattended in Vehicle	MISD ATTEMPTS	2		1		1	
750.145P1	Vulnerable Adult-Caregiver Commingle Funds/Obstruct Inv.	2 ATTEMPTS	2			2		
750.147B	Ethnic Intimidation	2 ATTEMPTS	14	2	3	5	4	
750.147B	Ethnic Intimidation	2 ATTEMPTS	3			1	2	
750.157A	Compounding Offenses	5 ATTEMPTS	11	7		2	2	
750.157A	Compounding Offenses	5 ATTEMPTS	1		1			
750.157AB	Conspiracy - Gamble Illegally	5 ATTEMPTS	1				1	
750.157N	Financial Transaction Device - Steal/Retain/Possess	4 ATTEMPTS	1				1	
750.157N1	Financial Transaction Device - Steal/Retain w/o Consent	4 ATTEMPTS	1,059	161	245	355	290	8
750.157N1	Financial Transaction Device - Steal/Retain w/o Consent	4 ATTEMPTS	85		22	32	30	1
750.157N2	Financial Transaction Device - Possess Fraudulent One	4 ATTEMPTS	48	1	5	24	18	
750.157N2	Financial Transaction Device - Possess Fraudulent One	4 ATTEMPTS	1		1			
750.157P	Financial Transaction Device - Possess w/Intent to Use/Sell	4 ATTEMPTS	155	25	47	43	39	1
750.157P	Financial Transaction Device - Possess w/Intent to Use/Sell	4 ATTEMPTS	26		6	12	8	
750.157Q	Financial Transaction Device - Illegal Sale/Use	4 ATTEMPTS	393	53	102	117	120	1
750.157Q	Financial Transaction Device - Illegal Sale/Use	4 ATTEMPTS	50	1	13	24	12	
750.157R	Financial Transaction Device - Forge/Alter/Counterfeit	4 ATTEMPTS	4		1	3		
750.157S1A1	Financial Transaction Device - Use Revoked/Cancelled to Obt	MISD ATTEMPTS	1				1	
750.157S1C	Financial Transaction Device - Obtain Goods \$500 or More	2 ATTEMPTS	3			1	2	
750.157T	Financial Transaction Device - Sale of Goods or Services	4 ATTEMPTS	1				1	
750.157U	Financial Transaction Device - Overcharge	4 ATTEMPTS	2			1	1	
750.157V	Financial Transaction Device - False ID	4 ATTEMPTS	19	2	4	5	7	1
750.157V	Financial Transaction Device - False ID	4 ATTEMPTS	3	2				1
750.157W1C1	Financial Trans. Device - Fraud Withdraw/ Transfer, \$1K - <\$20K	5 ATTEMPTS	10	5	2	1	2	
750.157W1C1	Financial Trans. Device - Fraud Withdraw/ Transfer, \$1K - <\$20K	5 ATTEMPTS	3		2		1	

NOTE: Be sure to check for related offense codes when examining a particular type of crime. They may or may not be in sequential order or even on the same page. Offenders may have multiple dispositions.

A2a 2009 Criminal Court Dispositions by Offense and Type of Disposition – Non-Assaultive Offenses

Page 9 of 20

			DISPOSITIONS					
Compiled Laws	Offense	Max. Penalty	Total	Prison ¹	Jail	Jail/ Probation ²	Probation ²	Other ³
GRAND TOTAL			40,849	8,864	8,447	13,061	10,021	456
		%		22%	21%	32%	24%	1%
VIOLATIONS			36,386	8,593	7,476	11,795	8,127	395
ATTEMPTS			4,463	271	971	1,266	1,894	61
750.15911	Criminal Enterprise - Conduct	20	43	34	1	3	5	
	ATTEMPTS		5	1	3	1		
750.15913	Criminal Enterprise - Racketeering Proceeds	20	1	1				
	ATTEMPTS							
750.15914-A	Criminal Enterprise - Conspiracy	20	2	1			1	
	ATTEMPTS							
750.160	Dead Bodies - Disinterment and Mutilation	10	2	2				
	ATTEMPTS							
750.161	Desertion/Abandon/Non-Support	3	22	3	3	8	8	
	ATTEMPTS		5		5			
750.161A	Drugs/Meds - Adulterate/Misbrand/Substitute	2	1			1		
	ATTEMPTS							
750.165	Child Support - Fail to Pay	4	1,331	55	134	404	731	7
	ATTEMPTS		182	3	26	57	95	1
750.167	Disorderly Person	MISD	6	1			5	
	ATTEMPTS							
750.1671A	Disorderly Person - Non-Support	MISD	16		4		9	3
	ATTEMPTS							
750.1671C	Disorderly Person - Window Peeper	MISD	2			1	1	
	ATTEMPTS							
750.1671DB	Disorderly Person - Illegal Occupation	MISD	3			1	1	1
	ATTEMPTS							
750.1671E	Disorderly Person - Drunk	MISD	26		11	6	8	1
	ATTEMPTS							
750.1671J	Disorderly Person - Loitering about Illegal Business	MISD	9		1	4	3	1
	ATTEMPTS							
750.1671L	Disorderly Person - Jostling	MISD	10		3	4	3	
	ATTEMPTS							
750.170	Disturbing the Peace	MISD	39	1	12	2	16	8
	ATTEMPTS		1		1			
750.174	Embezzle - Agent or Trustee	10	2		1	1		
	ATTEMPTS							
750.174-B	Embezzlement - Agent or Trustee, Over \$100	10	2		2			
	ATTEMPTS		3		2		1	
750.1742	Embezzlement - Less Than \$200	MISD	5		1	1	3	
	ATTEMPTS		1			1		
750.1743A	Embezzle - Agent or Trustee \$200 - <\$1K	1	50	1	8	24	14	3
	ATTEMPTS		1					1
750.1744A	Embezzle - Agent or Trustee, \$1K - <\$20K	5	350	16	39	148	146	1
	ATTEMPTS		77	1	11	25	40	
750.1744B	Embezzle - Agent or Trustee, \$200 - <\$1K - 2nd+ Offense	5	3		2	1		
	ATTEMPTS		1		1			
750.1744C	Embezzle - \$200 - <\$1K from Non-Profit or Charity	5	1				1	
	ATTEMPTS		1				1	
750.1745A	Embezzle - Agent or Trustee, \$20K - <\$50K	10	104	32	9	39	24	
	ATTEMPTS		7	2		1	4	

NOTE: Be sure to check for related offense codes when examining a particular type of crime. They may or may not be in sequential order or even on the same page. Offenders may have multiple dispositions.

A2a 2009 Criminal Court Dispositions by Offense and Type of Disposition – Non-Assaultive Offenses

Page 10 of 20

			DISPOSITIONS					
Compiled Laws	Offense	Max. Penalty	Total	Prison ¹	Jail	Jail/ Probation ²	Probation ²	Other ³
GRAND TOTAL			40,849	8,864	8,447	13,061	10,021	456
%				22%	21%	32%	24%	1%
VIOLATIONS			36,386	8,593	7,476	11,795	8,127	395
ATTEMPTS			4,463	271	971	1,266	1,894	61
750.1745C	Embezzle - \$1K - <\$20K from Non-Profit or Charity	10 ATTEMPTS	5			2	3	
750.1746	Embezzle - \$50K - <\$100K	15 ATTEMPTS	15	4		7	4	
750.1747	Embezzlement - \$100K or More	15 ATTEMPTS	3			2	1	
750.174A2	Embezzlement - From Vulnerable Adult, Less than \$200	MISD ATTEMPTS	23	17		6		
750.174A3A	Embezzlement - From Vulnerable Adult, \$200 - <\$1K	1 ATTEMPTS	3		1		2	
750.174A4A	Embezzlement - From Vulnerable Adult, \$1K - <\$20K	5 ATTEMPTS	8			4	3	1
750.174A5A	Embezzlement - From Vulnerable Adult, \$20K or More	10 ATTEMPTS	25	3		11	11	
750.175	Embezzle - Public Official, Over \$50	10 ATTEMPTS	4	1		2		1
750.180	Embezzle - Financial Institutions	20 ATTEMPTS	13	6	1	3	3	
750.1814A	Embezzle - Jointly Held Property, \$1K - <\$20K	5 ATTEMPTS	2				2	
750.1815A	Embezzle - Jointly Held Property \$20K or More	10 ATTEMPTS	8			5	3	
750.183-A	Escape - Aiding Prisoner - Felony	7 ATTEMPTS	13		1	4	8	
750.186A	Escape - Juvenile Facility	4 ATTEMPTS	1				1	
750.193	Escape - Prison	5 ATTEMPTS	1	1				
750.1951	Escape - From Misdemeanor Jail Sentence	2 ATTEMPTS	2		1		1	
750.1952	Escape - From Felony Jail Sentence	4 ATTEMPTS	5	1	2	1	1	
750.1971	Escape - Awaiting Trial for Misdemeanor	2 ATTEMPTS	2		2			
750.1972	Escape - Awaiting Trial for Felony	4 ATTEMPTS	9	5	2		1	1
750.197A	Escape - Lawful Custody	1 ATTEMPTS	12	1	5	3	2	1
750.1992	Harboring Misdemeanants	MISD ATTEMPTS	20	6	7	5	2	
750.1993	Harboring Felons	4 ATTEMPTS	6	2	3		1	
750.199A	Bond - Abscond or Forfeit	4 ATTEMPTS	4	1	1		2	
750.215	False Personation of Public Officer	MISD ATTEMPTS	11	6	4		1	
			2	1	1			
			9		6	2	1	
			1		1			
			3			1		2
			18	1	2	4	10	1
			7		2	4		1
			72	15	25	27	4	1
			21	2	10	6	3	
			2			2		

NOTE: Be sure to check for related offense codes when examining a particular type of crime. They may or may not be in sequential order or even on the same page. Offenders may have multiple dispositions.

A2a 2009 Criminal Court Dispositions by Offense and Type of Disposition — Non-Assaultive Offenses

Page 11 of 20

				DISPOSITIONS					
		GRAND TOTAL	%	Total	Prison ¹	Jail	Jail/ Probation ²	Probation ²	Other ³
Compiled Laws	Offense	Max. Penalty							
		VIOLATIONS		40,849	8,864	8,447	13,061	10,021	456
		ATTEMPTS		36,386	8,593	7,476	11,795	8,127	395
				4,463	271	971	1,266	1,894	61
750.2153	Impersonate Peace Officer to Commit Crime	4 ATTEMPTS		5	2	1	1	1	
750.218-B	False Pretenses - Over \$100	10 ATTEMPTS		1				1	
750.2183	False Pretenses - Less Than \$200	MISD ATTEMPTS		18		7	1	8	2
750.2183A	False Pretenses - \$200 - <\$1K	1 ATTEMPTS		82		11	17	47	7
750.2184A	False Pretenses - \$1K - <\$20K	5 ATTEMPTS		1		1			
750.2184B	False Pretenses - \$200 - <\$1K - 2nd+ Offense	5 ATTEMPTS		235	55	36	74	69	1
750.2185A	False Pretenses - \$20K or More	10 ATTEMPTS		29	2	8	7	11	1
750.2185B	False Pretenses - \$1K - <\$20K - 3rd+ Offense	10 ATTEMPTS		2			1	1	
750.219	False Statements - Financial Condition	MISD ATTEMPTS		76	20	3	20	32	1
750.219A2B1	Telecommunications - Avoid Payment, \$200 - <\$1K	MISD ATTEMPTS		7	1	2	1	3	
750.219A2C1	Telecommunications - Avoid Payment, \$1K - < \$20K	5 ATTEMPTS		1		1			
750.219E	Financial Institution - Unauthorized Credit Application	4 ATTEMPTS		2		1	2	3	
750.220	False Statement - Credit Application	MISD ATTEMPTS		1		1	1		
750.2231	Weapons - Firearms - Sale w/o Compliance, Pistol	MISD ATTEMPTS		2		1		1	
750.2241-A	Weapons - Dangerous Weapon, Misc.	5 ATTEMPTS		1		1			
750.2241-B	Weapons - Dangerous Weapon, Gas Ejecting Device	5 ATTEMPTS		66	5	20	15	23	3
750.224A	Weapons - Taser, Possession or Sale Taser	4 ATTEMPTS		24		5	5	13	1
750.224B	Weapons - Firearms, Short-Barrel Shotgun/Rifle	5 ATTEMPTS		2	1		1		
750.224F	Weapons - Firearms, Possession by Felon	5 ATTEMPTS		25		6	6	13	
750.226	Weapons - Dangerous Weapon, Carry w/Unlawful Intent	5 ATTEMPTS		19		5	5	9	
750.226A	Weapons - Switchblade, Possession or Sale	1 ATTEMPTS		76	20	14	17	25	
750.227	Weapons - Carry Concealed	5 ATTEMPTS		11		3	6	2	
750.227B	Weapons - Felony Firearm	10 ATTEMPTS		838	470	94	118	146	10
				27	2	13	7	5	
				100	38	16	27	17	2
				5			3	2	
				33		10	13	9	1
				1,236	259	207	309	445	16
				807	3	101	102	595	6
				2				2	

NOTE: Be sure to check for related offense codes when examining a particular type of crime. They may or may not be in sequential order or even on the same page. Offenders may have multiple dispositions.

A2a 2009 Criminal Court Dispositions by Offense and Type of Disposition – Non-Assaultive Offenses

Page 12 of 20

			DISPOSITIONS					
Compiled Laws	Offense	Max. Penalty	Total	Prison ¹	Jail	Jail/ Probation ²	Probation ²	Other ³
GRAND TOTAL			40,849	8,864	8,447	13,061	10,021	456
%				22%	21%	32%	24%	1%
VIOLATIONS			36,386	8,593	7,476	11,795	8,127	395
ATTEMPTS			4,463	271	971	1,266	1,894	61
750.227B-A	Weapons - Felony Firearm	2	1,693	1,587	1	17	80	8
	ATTEMPTS		14		5	4	4	1
750.227B-B	Weapons - Felony Firearm - 2nd Offense	5	85	85				
	ATTEMPTS							
750.227B-C	Weapons - Felony Firearm - 3rd Offense	10	13	13				
	ATTEMPTS							
750.227C	Weapons - Firearms, Possess Loaded in Vehicle	2	73	5	18	14	33	3
	ATTEMPTS		10		1	2	4	3
750.227D	Weapons - Firearms, Improper Possession in Vehicle	MISD	8		4		4	
	ATTEMPTS		1				1	
750.227F	Body Armor - Wear During Violent Crime	4	1				1	
	ATTEMPTS							
750.227G9A	Weapons - Body Armor - Possess/Use by Violent Felon	4	5	3	2			
	ATTEMPTS							
750.228	Weapons - Firearms, Safety Inspection Violation [Repealed]	MISD	56		2	9	41	4
	ATTEMPTS							
750.230	Weapons - Firearms, Alter ID Marks	2	4	2	1	1		
	ATTEMPTS							
750.232A	Weapons - Firearms, False Application	4	2		2			
	ATTEMPTS							
750.234D	Weapons - Firearms, Possess on Restricted Premises	MISD	1				1	
	ATTEMPTS							
750.234E	Weapons - Firearms - Brandishing in Public	MISD	21		6	1	14	
	ATTEMPTS							
750.234F	Weapons - Firearms - Possession by Minor in Public	MISD	4		2	1	1	
	ATTEMPTS							
750.237A1	Weapon - Free School Zones, General Felony Violations	5	12	2	2	4	4	
	ATTEMPTS		1			1		
750.237A2	Weapon - Free School Zones, General Misdemeanor	MISD	10		4	3	3	
	ATTEMPTS							
750.243	Fireworks - Sale, Possession, Transport	MISD	2		1	1		
	ATTEMPTS							
750.248	Forgery	14	273	91	40	98	44	
	ATTEMPTS		19	3	12	1	3	
750.248A	Financial Transaction Device - Utter & Publish	4	4		2	2		
	ATTEMPTS		1				1	
750.249	Utter & Publish	14	1,965	447	454	592	467	5
	ATTEMPTS		457	23	114	127	189	4
750.249A	Financial Transaction Device - Forgery	4	1				1	
	ATTEMPTS							
750.250	Forge State Warrant	7	1			1		
	ATTEMPTS							
750.251	Forge Bank Bills/Promissory Notes	7	2		1	1		
	ATTEMPTS							
750.252	Utter & Publish - Possess Counterfeit Note w/Intent	7	5	1	2	1	1	
	ATTEMPTS							

NOTE: Be sure to check for related offense codes when examining a particular type of crime. They may or may not be in sequential order or even on the same page. Offenders may have multiple dispositions.

A2a 2009 Criminal Court Dispositions by Offense and Type of Disposition – Non-Assaultive Offenses

Page 13 of 20

				DISPOSITIONS					
Compiled Laws		Offense	Max. Penalty	Total	Prison ¹	Jail	Jail/ Probation ²	Probation ²	Other ³
GRAND TOTAL				40,849	8,864	8,447	13,061	10,021	456
			%		22%	21%	32%	24%	1%
VIOLATIONS				36,386	8,593	7,476	11,795	8,127	395
ATTEMPTS				4,463	271	971	1,266	1,894	61
750.253	Utter & Publish - Counterfeit Bills/Notes	Counterfeit	5 ATTEMPTS	64	11	18	16	19	
750.254	Utter & Publish - Possess Counterfeit Bank/State/Bills	Possess	5 ATTEMPTS	12	3	2	5	2	1
750.255	Counterfeiting - Possess Tools	Possess Tools	10 ATTEMPTS	1		1			
750.260	Counterfeiting - Coins/Possess 5 or more	Possess	LIFE ATTEMPTS	5	1		4		
750.261	Counterfeiting - Coins/Possess Less than 5	Possess	10 ATTEMPTS	4	2			2	
750.2633	Counterfeiting - Deliver/Possess w/ False ID Mark - Felony	Deliver/Possess w/ False ID Mark - Felony	5 ATTEMPTS	3		1	1	1	
750.280	Fraud - Common Law	Common Law	10 ATTEMPTS	1				1	
750.282	Public Utility - Fraudulent Use	Fraudulent Use	4 ATTEMPTS	6			5	1	
750.282-B	Public Utility - Fraudulent Use, Over \$500	Fraudulent Use, Over \$500	4 ATTEMPTS	1		1		1	
750.282B	Public Utility - Fraudulent Use, Over \$500	Fraudulent Use, Over \$500	4 ATTEMPTS	7	1	1	1	4	
750.285	Obtain Personal Identity Info w/o Permission	Obtain Personal Identity Info w/o Permission	5 ATTEMPTS	8		1	3	4	
750.292	Innkeeper - Defrauding	Defrauding	5 ATTEMPTS	10	6	2	1	1	
750.300A1A	Food Stamps - Fraud, \$250 or Less	Fraud, \$250 or Less	4 ATTEMPTS	1					1
750.300A1B	Food Stamps - Fraud, Greater than \$250-<\$1K	Fraud, Greater than \$250-<\$1K	4 ATTEMPTS	4				4	
750.300A1C	Food Stamps - Fraud Over \$1K	Fraud Over \$1K	5 ATTEMPTS	11	1		1	9	
750.302-A	Gambling House - Keeping	Keeping	10 ATTEMPTS	7			2	5	
750.303	Gambling House/Crane Games	Crane Games	MISD ATTEMPTS	1				1	
750.303-A	Gambling House - Maintain for Gain	Maintain for Gain	5 ATTEMPTS	2				2	
750.303-B	Gambling House - Permit for Gain	Permit for Gain	2 ATTEMPTS	4				4	
750.314-A	Gambling - Winning \$50 or Less at Cards/Dice	Winning \$50 or Less at Cards/Dice	2 ATTEMPTS	1				1	
750.356	Larceny	Larceny	MISD ATTEMPTS	1					1
750.3562A	Larceny - \$20K or More	\$20K or More	10 ATTEMPTS	4	1	1		2	
750.3563A	Larceny - \$1K - <\$20K	\$1K - <\$20K	10 ATTEMPTS	2		2			
				24	11	2	5	6	
				2				2	
				323	76	58	122	64	3
				44	1	6	22	15	

NOTE: Be sure to check for related offense codes when examining a particular type of crime. They may or may not be in sequential order or even on the same page. Offenders may have multiple dispositions.

A2a 2009 Criminal Court Dispositions by Offense and Type of Disposition — Non-Assaultive Offenses

Page 14 of 20

Compiled Laws	Offense	Max. Penalty
GRAND TOTAL		
%		
VIOLATIONS		
ATTEMPTS		
750.3563B	Larceny - \$200 - <\$1K - 2nd+ Offense	5 ATTEMPTS
750.3564A	Larceny - \$200 - < \$1K	1 ATTEMPTS
750.3564B	Larceny - Less Than \$1K - 2nd+ Offense	MISD ATTEMPTS
750.3565	Larceny - Less Than \$200	MISD ATTEMPTS
750.356A	Larceny - From Motor Vehicle	10 ATTEMPTS
750.356A1	Larceny - From Motor Vehicle	5 ATTEMPTS
750.356A2A	Breaking & Entering - Vehicle/Semi-Trailer/House Trailer, <\$200	MISD ATTEMPTS
750.356A2B1	Breaking & Entering - Vehicle/Semi-Trailer/House Trailer, \$200 - <\$1K	1 ATTEMPTS
750.356A2C1	Breaking & Entering - Vehicle/Semi-Trailer/House Trailer, \$1K - <\$20K	5 ATTEMPTS
750.356A2C2	Breaking & Entering - Vehicle/Semi or House Trailer, \$200-<\$1K - 2nd+Ofns	5 ATTEMPTS
750.356A2D2	Breaking & Entering - Vehicle Semi or House Trailer, \$1K-<\$20K - 2nd+Ofns	10 ATTEMPTS
750.356A3	Breaking & Entering - Vehicle Semi-Trailer/House Trailer, w/ Damage	5 ATTEMPTS
750.356AC	Breaking & Entering - Vehicle w/ Damage	5 ATTEMPTS
750.356C	Retail Fraud - 1st Degree	5 ATTEMPTS
750.356D	Retail Fraud - 2nd Degree	1 ATTEMPTS
750.356D4	Retail Fraud - 3rd Degree	MISD ATTEMPTS
750.357	Larceny from Person	10 ATTEMPTS
750.357B	Weapons - Firearms - Larceny	5 ATTEMPTS
750.359	Larceny - From Vacant Building	MISD ATTEMPTS
750.360	Larceny in Building	4 ATTEMPTS
750.360A2A	Theft Detection Device - Deactivate/Remove	MISD ATTEMPTS
750.362	Larceny By Conversion	10 ATTEMPTS
750.362-A	Larceny By Conversion Over \$100 (obsolete)	5 ATTEMPTS

DISPOSITIONS					
Total	Prison ¹	Jail	Jail/ Probation ²	Probation ²	Other ³
40,849	8,864 22%	8,447 21%	13,061 32%	10,021 24%	456 1%
36,386	8,593	7,476	11,795	8,127	395
4,463	271	971	1,266	1,894	61
9	3	4	1	1	
182	1	61	49	62	9
6		3	3		
1		1			
94	1	42	28	20	3
1		1			
14	1	4	5	4	
10		4	3	3	
781	108	136	332	203	2
88	7	22	31	28	
115		56	38	16	5
6		2	2	2	
36		23	6	7	
37	9	6	10	12	
5		1	2	2	
2	1			1	
1	1				
290	72	53	106	58	1
42	5	6	14	17	
1			1		
958	268	236	289	160	5
51		20	14	17	
112	1	56	30	21	4
1				1	
86		48	20	15	3
388	116	78	113	80	1
46	13	8	12	13	
114	41	26	34	13	
5		3	2		
9		3	5		1
1,885	305	445	698	430	7
455	9	120	204	110	12
12		9		3	
2		1	1		
1		1			

NOTE: Be sure to check for related offense codes when examining a particular type of crime. They may or may not be in sequential order or even on the same page. Offenders may have multiple dispositions.

A2a 2009 Criminal Court Dispositions by Offense and Type of Disposition – Non-Assaultive Offenses

Page 15 of 20

			DISPOSITIONS					
Compiled Laws	Offense	Max. Penalty	Total	Prison ¹	Jail	Jail/ Probation ²	Probation ²	Other ³
GRAND TOTAL			40,849	8,864	8,447	13,061	10,021	456
%				22%	21%	32%	24%	1%
VIOLATIONS			36,386	8,593	7,476	11,795	8,127	395
ATTEMPTS			4,463	271	971	1,266	1,894	61
750.3622A	Larceny by Conversion, \$20K or More	10 ATTEMPTS	16	6		3	7	
750.3622B	Larceny By Conversion, \$1K - <\$20K - 3rd+ Offense	10 ATTEMPTS	4	2		2		
750.3623A	Larceny By Conversion, \$1K - <\$20K	5 ATTEMPTS	80	23	12	23	21	1
750.3624A	Larceny - By False Personation, \$200 - <\$1K	MISD ATTEMPTS	7			3	4	
750.3625	Larceny - By Conversion, Less than \$200	MISD ATTEMPTS	12		1	3	7	1
750.362A2A	Fail to Return Rented Property, \$20K or More	10 ATTEMPTS	5		1	2	2	
750.362A2B	Fail to Return Rented Property, \$1K - \$20K - 3rd Offense	10 ATTEMPTS	4		2	2		
750.362A3A	Fail to Return Rented Property, \$1K - <\$20K	10 ATTEMPTS	1				1	
750.362A3A	Fail to Return Rented Property, \$1K - <\$20K	5 ATTEMPTS	19		3	5	11	
750.362A4A	Failure to Return Rented Property - 1 Year Misd.	MISD ATTEMPTS	4				4	
750.363	Larceny by False Personation	10 ATTEMPTS	9			2	7	
750.3633A	Larceny by False Personation, \$1K - <\$20K	10 ATTEMPTS	1				1	
750.3633B	Larceny by False Personation, \$200 - \$1K - 2nd+ Offense	5 ATTEMPTS	2			1	1	
750.3634A	Larceny- By False Personation, \$200 - <\$1K	MISD ATTEMPTS	1	1				
750.3673A	Larceny - Trees & Shrubs, \$1K - <\$20K	5 ATTEMPTS	1			1		
750.3674A	Larceny - Trees & Shrubs, 1 Year Misdemeanor	MISD ATTEMPTS	1		1			
750.377A	Malicious Destruction Pers. Prop.	10 ATTEMPTS	4		1		3	
750.377A1A1	Malicious Destruction Pers. Prop., \$20K Or More	10 ATTEMPTS	1				1	
750.377A1B1	Malicious Destruction Pers. Prop., \$1K - <\$20K	10 ATTEMPTS	6	2	2	2		
750.377A1B2	Malicious Destruction Pers. Prop., \$200 - <\$1K - 2nd+ Offense	5 ATTEMPTS	271	41	46	105	77	2
750.377A1C1	Malicious Destruction Pers. Prop., \$200 - <\$1K	5 ATTEMPTS	35		5	9	21	
750.377A1C2	Malicious Destruction Pers. Prop., Under \$200 - 2nd Offense	5 ATTEMPTS	3		1	2		
750.377A1D	Malicious Destruction Pers. Prop., Under \$200	1 ATTEMPTS	1			1		
750.377AA	Malicious Destruction Pers. Prop.	1 ATTEMPTS	124	3	39	37	40	5
			4			3	1	
			2		1		1	
			74	2	36	21	13	2
			1			1		
			2		1		1	

NOTE: Be sure to check for related offense codes when examining a particular type of crime. They may or may not be in sequential order or even on the same page. Offenders may have multiple dispositions.

A2a 2009 Criminal Court Dispositions by Offense and Type of Disposition – Non-Assaultive Offenses

Page 16 of 20

			DISPOSITIONS					
Compiled Laws	Offense	Max. Penalty	Total	Prison ¹	Jail	Jail/ Probation ²	Probation ²	Other ³
GRAND TOTAL			40,849	8,864	8,447	13,061	10,021	456
%				22%	21%	32%	24%	1%
VIOLATIONS			36,386	8,593	7,476	11,795	8,127	395
ATTEMPTS			4,463	271	971	1,266	1,894	61
750.377AB	Malicious Destruction Pers. Prop.	MISD	1				1	
		ATTEMPTS						
750.380	Mal. Destr. Bldg.	10						
		ATTEMPTS	1			1		
750.3802A	Malicious Destruction of Bldg., \$20K or More	10	15	3		7	5	
		ATTEMPTS	1			1		
750.3803A	Malicious Destruction of Bldg., \$1K - <\$20K	5	85	12	9	40	24	
		ATTEMPTS	15		4	5	6	
750.3804A	Malicious Destruction of Bldg., \$200 - <\$1K	1	50	1	19	11	18	1
		ATTEMPTS	1				1	
750.3804B	Malicious Destruction of Bldg., <\$200 - 2nd Offense	MISD	1		1			
		ATTEMPTS						
750.3805	Malicious Destruction of Bldg., <\$200	MISD	38		20	10	7	1
		ATTEMPTS	1		1			
750.381	Malicious Destruction of Bldg., Gates/Fences	MISD	1		1			
		ATTEMPTS						
750.3821A	Malicious Destruction of Property - Trees, Shrubs, Crops, Grass, Soil	MISD	2		1	1		
		ATTEMPTS						
750.3821C1	Mal. Destr. Trees/Shrubs/etc. \$1K - <\$20K	5	2	1			1	
		ATTEMPTS						
750.383	Malicious Destruction of Prop., Boundary Marks/Lamp Posts/Billboard	MISD	1					1
		ATTEMPTS						
750.383A	Malicious Destruction of Prop., Utility Prop.	4	27	6	3	6	12	
		ATTEMPTS	6		1		5	
750.3875A	Malicious Destruction of Tombs/ Memorials, \$1K - <\$20K	5	3	1	1	1		
		ATTEMPTS						
750.411A1A	False Report of Misdemeanor	MISD	28		11	3	9	5
		ATTEMPTS	2			2		
750.411A1B	False Report of Felony	4	174	14	32	52	71	5
		ATTEMPTS	49		12	18	17	2
750.411A3A	False Report/Threat of Bomb/ Harmful Device	4	22	6	2	5	8	1
		ATTEMPTS	1				1	
750.411D	Ambulance - False Requests for Service	MISD	1		1			
		ATTEMPTS						
750.411N	Money Laundering - 2nd Degree	10	2				2	
		ATTEMPTS						
750.413	Motor Vehicle - Unlawful Drive Away	5	796	265	146	251	133	1
		ATTEMPTS	153	22	49	49	33	
750.414	Motor Vehicle - Unlawful Use	2	397	32	136	145	80	4
		ATTEMPTS	25		9	10	5	1
750.4152	Motor Vehicle - Conceal/Misrep. Identity to Mislead	4	24	1	4	8	11	
		ATTEMPTS	4			1	2	1
750.4156	Motor Vehicle - Buy/Receive Part w/ ID Removed/Altered	10	1	1				
		ATTEMPTS						
750.419	Motor Vehicles - Operating on Sidewalk	MISD	1		1			
		ATTEMPTS						

NOTE: Be sure to check for related offense codes when examining a particular type of crime. They may or may not be in sequential order or even on the same page. Offenders may have multiple dispositions.

A2a 2009 Criminal Court Dispositions by Offense and Type of Disposition – Non-Assaultive Offenses

Page 17 of 20

			DISPOSITIONS					
Compiled Laws	Offense	Max. Penalty	Total	Prison ¹	Jail	Jail/ Probation ²	Probation ²	Other ³
	GRAND TOTAL		40,849	8,864	8,447	13,061	10,021	456
	%			22%	21%	32%	24%	1%
	VIOLATIONS		36,386	8,593	7,476	11,795	8,127	395
	ATTEMPTS		4,463	271	971	1,266	1,894	61
750.422-A	Perjury - Court Proceeding, Capital Crime	LIFE ATTEMPTS	1	1				
750.422-B	Perjury - Court Proceeding	15 ATTEMPTS	6	3	1	2		
			6	1	2	3		
750.423	Perjury - Other Than Court Proceeding	15 ATTEMPTS	5			4	1	
750.425-B	Perjury - Incite/Procure, Court Proceeding	5 ATTEMPTS	2	2				
750.439	Polygamy	4 ATTEMPTS	2		2			
			1			1		
750.448	Prostitution - Accost and Solicit	MISD ATTEMPTS	14		9	3	2	
			1				1	
750.449A	Prostitution - Engaging Services of	MISD ATTEMPTS	1		1			
750.451-C	Prostitution - 2nd Offense	MISD ATTEMPTS	1				1	
750.451-D	Prostitution - 3rd+ Offense	2 ATTEMPTS	60	13	25	10	10	2
750.452	Prostitution - Keeping House of	5 ATTEMPTS	2				2	
750.457	Prostitution - Accept Earnings	20 ATTEMPTS	3	1		1	1	
750.478	Public Officer - Wilfull Neglect of Duty	MISD ATTEMPTS	2				1	1
750.483A2A	Interfering w/ Crime Report	MISD ATTEMPTS	9		3	1	2	3
750.483A4A	Interfering w/ Police Investigation	MISD ATTEMPTS	3			1	2	
750.483A6A	Tamper w/ Evidence	4 ATTEMPTS	14	3	1	6	4	
			4		3	1		
750.483A6B	Tamper w/ Evidence - Criminal Case Max >10 yr Term	10 ATTEMPTS	4		1	1	2	
750.49-A	Animals - Fighting	4 ATTEMPTS	5	1		2	2	
750.49-B	Animals - Attend Fight	4 ATTEMPTS	12	2	2	4	4	
			9			2	7	
750.49-C	Animals - Fighting, Possess Equipment	4 ATTEMPTS	1	1				
750.492A1A	Medical Records - False Info on Chart by Health Care Provider	4 ATTEMPTS	1	1				
750.492A1C	Medical Records - Int. False Info. on Chart by Non-Health Care Provider	MISD ATTEMPTS	1				1	
750.50	Animals - Abandoning/Cruelty	2 ATTEMPTS	6				5	1
750.50-A	Animals - Abandon/Cruelty, 2nd Offense	2 ATTEMPTS	1			1		

NOTE: Be sure to check for related offense codes when examining a particular type of crime. They may or may not be in sequential order or even on the same page. Offenders may have multiple dispositions.

A2a 2009 Criminal Court Dispositions by Offense and Type of Disposition – Non-Assaultive Offenses

Page 18 of 20

			DISPOSITIONS					
Compiled Laws	Offense	Max. Penalty	Total	Prison ¹	Jail	Jail/ Probation ²	Probation ²	Other ³
	GRAND TOTAL		40,849	8,864	8,447	13,061	10,021	456
	%			22%	21%	32%	24%	1%
	VIOLATIONS		36,386	8,593	7,476	11,795	8,127	395
	ATTEMPTS		4,463	271	971	1,266	1,894	61
750.502D	Anhydrous Ammonia Container, Unauthorized Tampering	4 ATTEMPTS	6	1	3	2		
750.504B	Animals - Abandon/Cruelty to 2 or 3 Animals	1 ATTEMPTS	2		2			
750.504C	Animals - Abandon/Cruelty to 4 - 9 Animals	2 ATTEMPTS	3			1	2	
750.504D	Animals - Abandon/Cruelty to 10 or More Animals	4 ATTEMPTS	3	1		1	1	
750.505-A	Obstruction of Justice	5 ATTEMPTS	33	8	5	10	10	
750.505-B	Accessory After the Fact to Felony	5 ATTEMPTS	11	1	3	6	1	
750.505-C	Common Law Offenses	5 ATTEMPTS	80	13	19	26	22	
750.5082B	Police Radio Receivers/Scanners, Use in Commission of Felony	2 ATTEMPTS	7		2	3	2	
750.509	Police Radio Station - False Report	5 ATTEMPTS	5			3	2	
750.50B	Animals - Kill/Torture	4 ATTEMPTS	4	1	2	1		
750.535	Stolen Prop. - Receive & Conceal (Obsolete)	4 ATTEMPTS	1				1	
750.535-A	Stolen Prop. - Receive & Conceal, >\$100 (Obsolete)	4 ATTEMPTS	24	9	2	10	3	
750.5352A	Stolen Prop. - Receive & Conceal, \$20K or More	10 ATTEMPTS	7		1	5	1	
750.5352B	Stolen Prop. - Receive & Conceal, \$1K - <\$20K - 3rd+ Offense	10 ATTEMPTS	3	2	1			
750.5353A	Stolen Prop. - Receive & Conceal, \$1K - <\$20K	5 ATTEMPTS	3		3			
750.5353B	Stolen Prop. - Receive & Conceal, \$200 - <\$1K - 2nd+ Offense	5 ATTEMPTS	57	21	10	10	15	1
750.5354A	Stolen Prop. - Receive & Conceal, \$200 - <\$1K	1 ATTEMPTS	3	1	1		1	
750.5354B	Stolen Prop. - Receive & Conceal	1 MISD ATTEMPTS	1					
750.5355	Stolen Prop. - Receive & Conceal, Under \$200	1 MISD ATTEMPTS	490	127	92	164	107	
750.5357	Stolen Prop. - Receive & Conceal, Motor Vehicle	5 ATTEMPTS	73	2	26	24	21	
750.535A	Motor Vehicles - Operate Chop Shop	10 ATTEMPTS	10	5	1	3	1	
750.535A2	Motor Vehicles - Operate Chop Shop	10 ATTEMPTS	113	2	42	29	38	2
750.535A3	Motor Vehicles - Operate Chop Shop - 2nd Offense	10 ATTEMPTS	2		1	1		
			44		22	6	15	1
			1,047	253	177	251	365	1
			120	6	19	17	78	
			3		3			
			28	5	2	10	11	
			7	2	1	1	3	
			1		1			

NOTE: Be sure to check for related offense codes when examining a particular type of crime. They may or may not be in sequential order or even on the same page. Offenders may have multiple dispositions.

A2a 2009 Criminal Court Dispositions by Offense and Type of Disposition – Non-Assaultive Offenses

Page 19 of 20

			DISPOSITIONS					
Compiled Laws	Offense	Max. Penalty	Total	Prison ¹	Jail	Jail/ Probation ²	Probation ²	Other ³
GRAND TOTAL			40,849	8,864	8,447	13,061	10,021	456
		%		22%	21%	32%	24%	1%
VIOLATIONS			36,386	8,593	7,476	11,795	8,127	395
ATTEMPTS			4,463	271	971	1,266	1,894	61
750.535B	Weapons - Firearms, Receive & Conceal	10 ATTEMPTS	147	64	15	41	26	1
750.539D	Eavesdropping - Install/Use	2 ATTEMPTS	25	2	11	9	3	
750.539F	Eavesdropping - Manufac/Possess Device	2 ATTEMPTS	13		5	6	2	
750.539K	FTD - Unauth. Cap/Transmission Personal Identifying Information	2 ATTEMPTS	1	1			1	
750.540	Telephone - Tap/Cut Lines	2 ATTEMPTS	5		5			
750.5405A	Interfere w/Electronic Communications	2 ATTEMPTS	1		1			
750.540E	Telecommunications - Malicious Use	2 ATTEMPTS	210	28	54	103	23	2
750.543M	Terrorism - False Report or Threat	24 ATTEMPTS	24		6	11	6	1
750.550	Trespass on Vineyards/Orchards/Gardens	MISD ATTEMPTS	24		5	3	14	2
750.552	Trespass	MISD ATTEMPTS	2		2			
750.552c	Trespass Upon Key Facility	20 ATTEMPTS	8	5		1	2	
750.92	Attempt Commit Crime	10 ATTEMPTS	1		1			
752.10031	Health Care Fraud - False Claim	4 ATTEMPTS	1			1	1	
752.10032	Health Care Fraud - Medically Unnecessary	4 ATTEMPTS	2					
752.10033	Health Care Fraud - False Statement	4 ATTEMPTS	11		7	1	3	
752.1005	Health Care Fraud - Conspiracy	10 ATTEMPTS	5			4		1
752.10541	Copying Audio/Video Recordings for Gain - Misdemeanor	4 ATTEMPTS	1			1		
752.10542	Copy Audio/Video for Gain - Felony	10 ATTEMPTS	1			1		
752.3651	Obscenity	MISD ATTEMPTS	4		1	1	1	1
752.3653	Obscenity	5 ATTEMPTS	50	3	7	15	25	
752.543	Unlawful Assembly	2 ATTEMPTS	17		3	3	11	
752.7971C1	Computers - Fraudulent Access, \$1K - <\$20K	MISD ATTEMPTS	1				1	
752.7971D1	Computers - Fraudulent Access, \$20K or More	10 ATTEMPTS	2		1		1	

NOTE: Be sure to check for related offense codes when examining a particular type of crime. They may or may not be in sequential order or even on the same page. Offenders may have multiple dispositions.

A2a 2009 Criminal Court Dispositions by Offense and Type of Disposition — Non-Assaultive Offenses

Page 20 of 20

			DISPOSITIONS					
Compiled Laws	Offense	Max. Penalty	Total	Prison ¹	Jail	Jail/ Probation ²	Probation ²	Other ³
GRAND TOTAL			40,849	8,864	8,447	13,061	10,021	456
%				22%	21%	32%	24%	1%
VIOLATIONS			36,386	8,593	7,476	11,795	8,127	395
ATTEMPTS			4,463	271	971	1,266	1,894	61
752.7972A	Computers - Unauthorized Access	5 ATTEMPTS	5		1	2	2	
752.7973A	Computers - Use to Commit Crime Max 1 Yr or Less	1 ATTEMPTS	1				1	
752.7973B	Computers - Use to Commit Crime Max >1 Yrs - <2 Yrs	2 ATTEMPTS	9		3	3	3	
752.7973C	Computers - Use to Commit Crime Max 2 yrs - <4 yrs	4 ATTEMPTS	3	2		1		
752.7973D	Computers - Use to Commit Crime Max 4 yrs - <10 yrs	7 ATTEMPTS	12	2		8	2	
752.7973E	Computers - Use to Commit Crime Max 10 yrs - <20 yrs	10 ATTEMPTS	75	21	3	29	22	
752.7973F	Computers - Use to Commit Crime Max 20 yrs or More	20 ATTEMPTS	4			3	1	
752.811	Breaking & Entering - Coin Operated Device	3 ATTEMPTS	9	6	1		2	
752.811A	Breaking & Entering - Coin Operated Device	3 ATTEMPTS	1	1				
752.811B	Breaking & Entering - Possess Tool to Open Coin-Operated Device	3 ATTEMPTS	23	23				
767A.91A	Prosecutor's Investigative Perjury	15 ATTEMPTS	1		1			
769.10	Habitual Offender - 2nd Offense	LIFE ATTEMPTS	55	18	11	14	12	
769.11	Habitual Offender - 3rd Offense	LIFE ATTEMPTS	11		2	5	4	
769.12	Habitual Offender - 4th Offense	LIFE ATTEMPTS	1		1			
800.2811	Prisons - Furnish Contraband to Prisoner in Prison	5 ATTEMPTS	2	2				
800.2812	Prisons - Furnish Contraband Prisoner Outside Prison	5 ATTEMPTS	1					
800.2813	Prisons - Bring Contraband Into Prison	5 ATTEMPTS	1		1			
800.2814	Prisons - Prisoner Possessing Contraband	5 ATTEMPTS	4	3			1	
800.2834	Prisons - Prisoner Possessing Weapon	5 ATTEMPTS	15	4	6	3	2	
800.283A	Prisons - Furnish Cellphone to Prisoner	5 ATTEMPTS	3			3		
801.2622	Jails - Prisoner Possess Weapon	5 ATTEMPTS	1		1			
801.2631	Jails - Furnish Contraband to Prisoner	5 ATTEMPTS	14	2	5	4	3	
801.2632	Jails - Prisoner Possessing Contraband	5 ATTEMPTS	4		2	1	1	
			28	20	4	2	2	
			5	1	1	1		2
			65	64		1		
			10	9	1			
			1	1				
			6	2	3	1		
			26	3	15	7	1	
			2				2	
			44	4	23	13	4	
			6		4		2	

NOTE: Be sure to check for related offense codes when examining a particular type of crime. They may or may not be in sequential order or even on the same page. Offenders may have multiple dispositions.

¹ Includes HYTA Prison

² Includes Delayed and Suspended Sentences, HYTA Probation, and SAI Probation

³ Includes Restitution, Fines, Costs, Community Service and DHS sentences

SOURCE: OMNI BIR Extract

A2b 2009 Criminal Court Dispositions by Offense and Type of Disposition — Drug Offenses

Page 1 of 4

			DISPOSITIONS					
Compiled Laws	Offense	Max. Penalty	Total	Prison ¹	Jail	Jail/ Probation ²	Probation ²	Other ³
	GRAND TOTAL		20,553	2,288	4,549	6,839	6,689	188
	%			11%	22%	33%	33%	1%
	VIOLATIONS		18,521	2,169	4,263	6,454	5,462	173
	ATTEMPTS		2,032	119	286	385	1,227	15
333.17766C	Contr. Sub. - Drugs, Falsely Make/Utter/ Publish/Pass/Alter/Forge Rx	2 ATTEMPTS	3			3		
333.17766C1	Contr. Sub. - Ephedrine/Pseudoephedrine Posses >12 grams	2 ATTEMPTS	11	1	5	5		
333.17766D	Contr. Sub. - Drugs, Knowingly Posses False/Forged/Altered Rx	MISD ATTEMPTS	4		1	1	2	
333.17766E	Contr. Sub. - Drugs, Knowingly Attempts to Possess False/Forged/Altered Rx	MISD ATTEMPTS	10		3	1	5	1
333.17766F	Contr. Sub. - Drugs, Possess/Control Rx for Purpose of Resale/Dispensory	MISD ATTEMPTS	1				1	
333.73022	Controlled Substances - Drugs, Label Alteration/Defacement	MISD ATTEMPTS	2		1	1		
333.73413	Contr. Sub. - Imitation Mfg/ Distribution	2 ATTEMPTS	3		2			1
333.74012A	Contr. Sub. - Del/Mfg (Narcotic or Cocaine)	2 ATTEMPTS	117	15	41	38	23	
333.74012A1	Contr. Sub. - Del/Mfg 1,000+ Grams (Narc. or Cocaine)	LIFE ATTEMPTS	4		1	2	1	
333.74012A2	Contr. Sub. - Del/Mfg 450 - 999 Grams (Narc. or Cocaine)	LIFE ATTEMPTS	2	29	2			
333.74012A3	Contr. Sub. - Del/Mfg 50 - 449 Grams (Narc. or Cocaine)	30 ATTEMPTS	2	2				
333.74012A4	Contr. Sub. - Del/Mfg 50 - 449 Grams (Narc. or Cocaine)	20 ATTEMPTS	21	21				
333.74012A5	Contr. Sub. - Del/Mfg 50 - 449 Grams (Narc. or Cocaine)	20 ATTEMPTS	140	121	2	9	8	
333.74012A6	Contr. Sub. - Del/Mfg 50 - 449 Grams (Narc. or Cocaine)	20 ATTEMPTS	9	3		2	4	
333.74012A7	Contr. Sub. - Del/Mfg Under 50 Grams (Narc. or Cocaine)	20 ATTEMPTS	2,451	621	503	781	541	5
333.74012A8	Contr. Sub. - Del/Mfg Under 50 Grams (Narc. or Cocaine)	20 ATTEMPTS	666	75	81	118	392	
333.74012B	Contr. Sub. - Del/Mfg (Sched. 1-3), Meth/Ecstasy	20 ATTEMPTS	2		1	1		
333.74012B-A	Contr. Sub. - Del/Mfg (Sched. 1-3), Except Marijuana	7 ATTEMPTS	386	54	51	169	107	5
333.74012B-B	Contr. Sub. - Del/Mfg (Subs added Sched. 1-3 by Rule)	7 ATTEMPTS	37	1	5	16	15	
333.74012B1	Contr. Sub. - Del/Mfg Meth/Ecstasy	7 ATTEMPTS	8			5	3	
333.74012B2	Contr. Sub. - Del/Mfg Meth/Ecstasy	20 ATTEMPTS	1			1		
333.74012B3	Contr. Sub. - Del/Mfg Meth/Ecstasy	20 ATTEMPTS	160	83	9	33	33	2
333.74012B4	Contr. Sub. - Del/Mfg Meth/Ecstasy	20 ATTEMPTS	35	9	2	8	16	
333.74012C	Contr. Sub. - Del/Mfg (Sched. 4, or Added by Rule)	4 ATTEMPTS	2	1	1			
333.74012C-A	Contr. Sub. - Del/Mfg (Sched. 4)	4 ATTEMPTS	113	8	28	47	28	2
333.74012C-B	Contr. Sub. - Del/Mfg (Sched. 4)	4 ATTEMPTS	8		2	3	3	
333.74012C-C	Contr. Sub. - Del/Mfg (Sched. 4)	4 ATTEMPTS	20	3	1	7	9	
333.74012C-D	Contr. Sub. - Del/Mfg (Sched. 4)	4 ATTEMPTS	1				1	
333.74012D	Contr. Sub. - Del/Mfg (Sched. 5)	2 ATTEMPTS	13		3	6	4	
333.74012D1	Contr. Sub. - Del/Mfg 45 or More Kilograms Marijuana	2 ATTEMPTS	2		1	1		
333.74012D2	Contr. Sub. - Del/Mfg 45 or More Kilograms Marijuana	15 ATTEMPTS	30	11	7	9	3	
333.74012D3	Contr. Sub. - Del/Mfg 5 to <45 Kilograms Marijuana	7 ATTEMPTS	1				1	
333.74012D4	Contr. Sub. - Del/Mfg 5 to <45 Kilograms Marijuana	7 ATTEMPTS	146	16	16	68	46	
333.74012D5	Contr. Sub. - Del/Mfg 5 to <45 Kilograms Marijuana	7 ATTEMPTS	5		1	1	2	1
333.74012D6	Contr. Sub. - Del/Mfg Marijuana	4 ATTEMPTS	3,362	315	601	1,388	1,036	22
333.74012D7	Contr. Sub. - Del/Mfg Marijuana	4 ATTEMPTS	557	9	76	114	354	4
333.74012F	Prescription Forms - Del/Mfg/ Intent	7 ATTEMPTS	21	2	3	7	8	1
			1			1		

NOTE: Be sure to check for related offense codes when examining a particular type of crime. They may or may not be in sequential order or even on the same page. Offenders may have multiple dispositions.

A2b 2009 Criminal Court Dispositions by Offense and Type of Disposition – Drug Offenses

Page 2 of 4

			DISPOSITIONS					
Compiled Laws	Offense	Max. Penalty	Total	Prison ¹	Jail	Jail/ Probation ²	Probation ²	Other ³
	GRAND TOTAL		20,553	2,288	4,549	6,839	6,689	188
	%			11%	22%	33%	33%	1%
	VIOLATIONS		18,521	2,169	4,263	6,454	5,462	173
	ATTEMPTS		2,032	119	286	385	1,227	15
333.7401B3B	Contr. Sub. - Possess GBL	2	1		1			
	ATTEMPTS							
333.7401C2A	Contr. Sub. - Operate/Maintain Lab	10	53	17	13	20	2	1
	ATTEMPTS		4	2	1		1	
333.7401C2B	Contr. Sub. - Operate/Maintain Lab Near Minor	20	3			1	2	
	ATTEMPTS							
333.7401C2C	Contr. Sub. - Operate/Maintain Lab Involving Hazardous Waste	20	9	8		1		
	ATTEMPTS							
333.7401C2D	Contr. Sub. - Operate/Maintain Lab Near Specified Places	20	6	3		1	2	
	ATTEMPTS		1			1		
333.7401C2F	Contr. Sub. - Operate/Maintain Lab Involving Meth	20	233	141	9	48	35	
	ATTEMPTS		8	2	2	3	1	
333.74022A	Contr. Sub. - Create/Del./Intent Counterfeit (Narcotic)	10	14	2	2	6	4	
	ATTEMPTS							
333.74022B	Contr. Sub. - Create/Del./Intent Counterfeit (Sched. 1-3)	5	2	1		1		
	ATTEMPTS		1			1		
333.74022C	Contr. Sub. - Create/Del./Counterfeit Sub. (Sched. 4)	4	5			2	3	
	ATTEMPTS							
333.74022D	Contr. Sub. - Create/Del./Counterfeit Sub. (Sched. 5)	2	4	1	2		1	
	ATTEMPTS							
333.74022E	Contr. Sub. - Create/Deliver Analogue	15	6	1	1	4		
	ATTEMPTS							
333.7403	Contr. Sub. - Possess Marijuana	LIFE	1				1	
	ATTEMPTS							
333.74032A	Contr. Sub. - Possess	LIFE	1			1		
	ATTEMPTS							
333.74032A1	Contr. Sub. - Possess 1,000+ Grams (Narcotic)	LIFE	6	6				
	ATTEMPTS							
333.74032A2	Contr. Sub. - Possess 450 - 999 Grams (Narcotic)	30	2	2				
	ATTEMPTS							
333.74032A3	Contr. Sub. - Possess 50 - 449 Grams (Narcotic)	20	18	13		2	3	
	ATTEMPTS		1	1				
333.74032A4	Contr. Sub. - Possess 25 - 49 Grams (Narcotic)	4	51	6	9	17	19	
	ATTEMPTS							
333.74032A5	Contr. Sub. - Possess <25 Grams (Narcotic)	4	5,061	369	1,403	1,634	1,613	42
	ATTEMPTS		416	4	69	45	296	2
333.74032B	Contr. Sub. - Possess Analogues/Sched. 1-4	2	3			1	2	
	ATTEMPTS		3				3	
333.74032B-A	Contr. Sub. - Possess Analogues/Sched. 1-4	2	1,310	54	240	502	501	13
	ATTEMPTS		61		9	18	32	2
333.74032B-B	Contr. Sub. - Possess Analogues/Sched. 1-4	2	61		15	20	25	1
	ATTEMPTS		2				2	
333.74032B1	Contr. Sub. - Possess Methamphetamine	10	701	110	149	288	153	1
	ATTEMPTS		60	9	9	17	25	
333.74032C-A	Contr. Sub. - Possess Sched. 5	1	21		2	8	10	1
	ATTEMPTS		1		1			
333.74032D	Contr. Sub. - Possess Marijuana	1	2,203	43	745	679	674	62
	ATTEMPTS		9		1		8	

NOTE: Be sure to check for related offense codes when examining a particular type of crime. They may or may not be in sequential order or even on the same page. Offenders may have multiple dispositions.

A2b 2009 Criminal Court Dispositions by Offense and Type of Disposition — Drug Offenses

Page 3 of 4

			DISPOSITIONS					
Compiled Laws	Offense	Max. Penalty	Total	Prison ¹	Jail	Jail/ Probation ²	Probation ²	Other ³
GRAND TOTAL			20,553	2,288	4,549	6,839	6,689	188
%				11%	22%	33%	33%	1%
VIOLATIONS			18,521	2,169	4,263	6,454	5,462	173
ATTEMPTS			2,032	119	286	385	1,227	15
333.74032E	Prescription Forms - Possession	MISD						
		ATTEMPTS	1				1	
333.74032F	Prescription Forms - Possession	MISD	11		4	4	3	
		ATTEMPTS						
333.74042	Controlled Substance - Possession	MISD	2			1	1	
		ATTEMPTS						
333.74042A	Contr. Sub. - Use (Narcotic/Cocaine/ Meth/Ecstasy)	1	190	4	66	62	55	3
		ATTEMPTS	1		1			
333.74042B	Contr. Sub. - Use	1	153		22	26	102	3
		ATTEMPTS	1				1	
333.74042D	Contr. Sub. - Use of Marijuana	MISD	28	3	10	7	8	
		ATTEMPTS						
333.7405D	Contr. Sub. - Maintain Drug House	2	816	48	174	374	213	7
		ATTEMPTS	35		6	14	11	4
333.7405E	Contr. Sub. - Maintain Drug House	2	3			3		
		ATTEMPTS						
333.74071A	Contr. Sub. - Licensee Distribute w/o Order Form	4						
		ATTEMPTS	1				1	
333.74071B	Contr. Sub. - Use Fictitious License Number	4	1				1	
		ATTEMPTS						
333.74071C	Contr. Sub. - Obtain by Fraud	4	326	18	79	97	132	
		ATTEMPTS	89	1	16	18	52	2
333.74071G	Contr. Sub. - Counterfeit Prescription Form	4	21	1	4	9	7	
		ATTEMPTS						
333.7407A1-A	Contr. Sub. - Attempt Felony	LIFE	30	3	10	10	7	
		ATTEMPTS	3	1	1	1		
333.7407A1(B)	Controlled Substance - Fraud	4	1			1		
		ATTEMPTS						
333.7407AA	Contr. Sub. - Inducing Person to Violate - Life Felony	VAR	1				1	
		ATTEMPTS	1				1	
333.74101-D	Contr. Sub. - Delivery to Minor, Sched. 4 and Marijuana	8	7	2	1		4	
		ATTEMPTS						
333.74102-A	Contr. Sub. - Deliver <50 Grams, School Prop. (Narc/Cocaine)	60	11	8	2		1	
		ATTEMPTS						
333.74103	Contr. Sub. - Intent Deliver <50 Grams, School Prop (Narc.)	40	2	2				
		ATTEMPTS						
333.74104-A	Contr. Sub. - Possess on School/ Library Prop. (Narc./Coc.) <25 Grams	8	7		1	3	3	
		ATTEMPTS	2				2	
333.74104-B	Contr. Sub. - Possess on School/ Library Property (Sched.1-4)	4	9		4	4	1	
		ATTEMPTS	1		1			
333.74104-D	Contr. Sub. - Possess Marijuana, on School/Library Property	2	50	1	5	28	16	
		ATTEMPTS						
333.7410A	Contr. Sub. - Deliver/Possess in Park	2	1			1		
		ATTEMPTS						
333.74132	Contr. Sub. - 2nd+ Offense - Double Penalty	VAR	13		6	6	1	
		ATTEMPTS						
333.7416	Contr. Sub. - Induce Minor to Felony	LIFE	1	1				
		ATTEMPTS						

NOTE: Be sure to check for related offense codes when examining a particular type of crime. They may or may not be in sequential order or even on the same page. Offenders may have multiple dispositions.

A2b 2009 Criminal Court Dispositions by Offense and Type of Disposition — Drug Offenses

Page 4 of 4

GRAND TOTAL		
%		
VIOLATIONS		
ATTEMPTS		
Compiled Laws	Offense	Max. Penalty
335.07	Marihuana, Possession	MISD ATTEMPTS

DISPOSITIONS					
Total	Prison ¹	Jail	Jail/ Probation ²	Probation ²	Other ³
20,553	2,288 11%	4,549 22%	6,839 33%	6,689 33%	188 1%
18,521	2,169	4,263	6,454	5,462	173
2,032	119	286	385	1,227	15
4		1	3		

NOTE: Be sure to check for related offense codes when examining a particular type of crime. They may or may not be in sequential order or even on the same page. Offenders may have multiple dispositions.

¹ Includes HYTA Prison

² Includes Delayed and Suspended Sentences, HYTA Probation, and SAI Probation

³ Includes Restitution, Fines, Costs, Community Service and DHS sentences

SOURCE: OMNI BIR Extract

A2c 2009 Criminal Court Dispositions by Offense and Type of Disposition — Assaultive Offenses

Page 1 of 10

			DISPOSITIONS					
Compiled Laws	Offense	Max. Penalty	Total	Prison ¹	Jail	Jail/ Probation ²	Probation ²	Other ³
GRAND TOTAL			18,717	7,336	3,110	4,884	3,224	163
%				39%	17%	26%	17%	1%
VIOLATIONS			17,053	7,105	2,754	4,318	2,735	141
ATTEMPTS			1,664	231	356	566	489	22
257.602A2	Police Officer - Flee - 4th Degree (Vehicle Code)	2 ATTEMPTS	328 42	43	105 16	116 11	62 15	2
257.602A3	Police Officer - Flee - 3rd Degree (Vehicle Code)	4 ATTEMPTS	1	1				
257.602A3-A	Police Officer - Flee - 3rd Degree (Vehicle Code)	5 ATTEMPTS	783 33	214 3	144 4	219 11	203 14	3 1
257.602A4	Police Officer - Flee - Serious Bodily Injury (Vehicle Code)	4 ATTEMPTS	1	1				
257.602A4-A	Police Officer - Flee - 2nd Degree (Vehicle Code)	10 ATTEMPTS	75	48	2	17	8	
257.617	Fail to Stop at Accident - Serious Impairment/Death	5 ATTEMPTS	57 1	32	1	22 1	2	
257.6173	Fail to Stop at Accident - At Fault Death Result	15 ATTEMPTS	10 1	10 1				
257.6254	Operating Vehicle Intoxicated, Causing Death	15 ATTEMPTS	38 2	32 1		6 1		
257.6254A	Operating Vehicle Intoxicated, Causing Death	15 ATTEMPTS	1	1				
257.6255	Operating Vehicle Intoxicated, Causing Incapacitating Injury	5 ATTEMPTS	1	1				
257.6255-A	Operating Vehicle Intoxicated, Causing Serious Injury	5 ATTEMPTS	117 6	40 1	7	59 4	11 1	
257.626	Driving - Reckless	MISD ATTEMPTS	4					4
257.626C	Driving - Felonious	2 ATTEMPTS	32 1	11	4 1	12	5	
257.653A4	Emergency Vehicle - Careless Passing Death Result	15 ATTEMPTS	1			1		
257.9044	Operate - License Susp./Rev./Denied, Causing Death	15 ATTEMPTS	8 1	5 1		2	1	
257.9045	Operate - License Susp./Rev./Denied, Causing Serious Injury	5 ATTEMPTS	26 2	10	2	6 2	8	
287.3232	Dangerous Animal, Causing Serious Injury	4 ATTEMPTS	1	1				
324.1608	Resist/Obstruct Conservation Officers	2 ATTEMPTS	5 1		2	3		
324.80172	Marine Safety, Negligence Cause Injury/Death	2 ATTEMPTS	1			1		
324.80173	Marine Safety, Felonious Operation	2 ATTEMPTS	1	1				
324.801764	Marine Safety, Operating Under Influence, Death	15 ATTEMPTS	1			1		
324.801765	Marine Safety, Operating Under Influence, Serious Injury	5 ATTEMPTS	1			1		
324.82126C2	Snowmobiles - Felonious Operation, Causing Serious Impairment	2 ATTEMPTS	1			1		
333.217711	Nursing Homes - Abuse of Patient	MISD ATTEMPTS	1				1	

NOTE: Be sure to check for related offense codes when examining a particular type of crime. They may or may not be in sequential order or even on the same page. Offenders may have multiple dispositions.

A2c 2009 Criminal Court Dispositions by Offense and Type of Disposition — Assaultive Offenses

Page 2 of 10

				DISPOSITIONS					
Compiled Laws		Offense	Max. Penalty	Total	Prison ¹	Jail	Jail/ Probation ²	Probation ²	Other ³
GRAND TOTAL				18,717	7,336	3,110	4,884	3,224	163
%					39%	17%	26%	17%	1%
VIOLATIONS				17,053	7,105	2,754	4,318	2,735	141
ATTEMPTS				1,664	231	356	566	489	22
333.5210	AIDS - Sexual Penetration w/ Uninformed Partner		4 ATTEMPTS	11	7	1	3		
436.17012	Alcohol - Sell/Furnish to Minor, Causing Death		10 ATTEMPTS	1	1				
722.675	Distribute Obscene Matter to Children		2 ATTEMPTS	13	4	3	4	2	
750.10A	Sexually Delinquent Person		LIFE ATTEMPTS	18		4		14	
750.110A2	Home Invasion - 1st Degree		20 ATTEMPTS	6	5		1		
750.1227B	Witness - Bribe/Intimidate/ Interfere		10 ATTEMPTS	701	471	14	116	98	2
750.1227C	Witness - Intimidate/Threaten to Kill or Injure		15 ATTEMPTS	128	33	25	31	39	
750.1228	Witness - Retaliate Against		10 ATTEMPTS	13	7	1	3	2	
750.135	Children - Abandonment		10 ATTEMPTS	5	2	1		2	
750.136B2	Child Abuse - 1st Degree		15 ATTEMPTS	17	11		2	4	
750.136B3	Child Abuse - 2nd Degree		4 ATTEMPTS	6	3	1	1	1	
750.136B4	Child Abuse - 3rd Degree		2 ATTEMPTS	2		1	1		
750.136B5	Child Abuse - 4th Degree		1 ATTEMPTS	37	25		9	3	
750.142	Children - Furnish Obscenity to		MISD ATTEMPTS	14	7		7		
750.145	Children - Contribute to Delinquency		MISD ATTEMPTS	87	19	10	38	20	
750.145A-A	Children - Accost for Immoral Purposes		4 ATTEMPTS	5		1	2	2	
750.145BA	Children - Accost for Immoral Purposes - 2nd+ Offense		10 ATTEMPTS	112	8	19	53	31	1
750.145C2	Child Sexually Abusive Activity		20 ATTEMPTS	8		2	4	2	
750.145C3	Child Sexually Abusive Activity, Promote or Distribute		7 ATTEMPTS	55		13	15	27	
750.145C4	Child Sexually Abusive Material, Possess		4 ATTEMPTS	5		4	4	1	
750.145C4-A	Child Sexually Abusive Material, Possess		4 ATTEMPTS	2		2			
750.145D2	Computer/Internet - Communicate w/Other to Commit Crime		20 ATTEMPTS	55		19	18	17	1
750.145D2A	Computer/Internet - Communicate w/Other to Commit Crime		1 ATTEMPTS	1				1	
750.145D2B	Computer/Internet - Plan Crime w/ Other, Max 1 - <2 yrs		2 ATTEMPTS	81	24	7	37	12	1

NOTE: Be sure to check for related offense codes when examining a particular type of crime. They may or may not be in sequential order or even on the same page. Offenders may have multiple dispositions.

A2c 2009 Criminal Court Dispositions by Offense and Type of Disposition — Assaultive Offenses

Page 3 of 10

			DISPOSITIONS					
Compiled Laws	Offense	Max. Penalty	Total	Prison ¹	Jail	Jail/ Probation ²	Probation ²	Other ³
	GRAND TOTAL		18,717	7,336	3,110	4,884	3,224	163
	%			39%	17%	26%	17%	1%
	VIOLATIONS		17,053	7,105	2,754	4,318	2,735	141
	ATTEMPTS		1,664	231	356	566	489	22
750.145D2C	Computer/Internet - Plan Crime w/ Other, Max 2 - <4 yrs	4 ATTEMPTS	34	15		11	8	
750.145D2D	Computer/Internet - Plan Crime w/ Other, Max 4 - <10 yrs	10 ATTEMPTS	60	42	1	12	5	
750.145D2F	Computer/Internet - Plan Crime w/ Other, Max 15+ yrs	20 ATTEMPTS	48	45		2	1	
750.145N1	Vulnerable Adult Abuse - 1st Degree	15 ATTEMPTS	1			1		
750.145N2	Vulnerable Adult Abuse - 2nd Degree	4 ATTEMPTS	5	1		4		
750.145N3	Vulnerable Adult Abuse - 3rd Degree	2 ATTEMPTS	1			1		
750.145N4	Vulnerable Adult Abuse - 4th Degree	1 ATTEMPTS	5	1		2	2	
750.157B2	Homicide - Solicitation of Murder	LIFE ATTEMPTS	1					1
750.157C	Minors - Induce to Commit Felony	VAR ATTEMPTS	5	5		1		
750.158	Sodomy	15 ATTEMPTS	2	1		1		
750.1671F	Disorderly Person - Obscene Conduct	MISD ATTEMPTS	2	2				
750.197C-A	Assault of Prison Employee	4 ATTEMPTS	2		1	1		
750.197C-B	Escape - From Jail Through Violence	4 ATTEMPTS	15	1	5	6	3	
750.20011A	Harmful Devices - Unlawful Possession/Use	15 ATTEMPTS	71	40	14	11	5	1
750.200J1A-A	Harmful Devices - Imitation - Unlawful Possession or Use	5 ATTEMPTS	5	4	1			
750.204A	Explosives - Send w/Intent to Frighten	5 ATTEMPTS	2	2				
750.2072A	Explosives - Place Near Property	15 ATTEMPTS	1					
750.2072B	Explosives - Place Near Property Cause Property Damage	20 ATTEMPTS	5		1	3	1	
750.209-B	Explosives - Place w/Intent to Alarm	5 ATTEMPTS	1			1		
750.2091B	Explosives - Place w/Intent to Injure, Cause Prop. Damage	20 ATTEMPTS	6			2	4	
750.2102A	Explosives - Possess Bomb w/ Unlawful Intent	15 ATTEMPTS	4	4				
750.2102C	Explosives - Possess Bomb w/Unlawful Intent, Cause Physical Injury	25 ATTEMPTS	1	1				
750.211A2A	Explosives - Mfg/Possess Explosive/ Other w/Malicious Intent	15 ATTEMPTS	1					
750.211A2A-A	Explosives - Mfg/Possess Molotov Cocktail	4 ATTEMPTS	6	5		1	1	
			6	2		2	2	

NOTE: Be sure to check for related offense codes when examining a particular type of crime. They may or may not be in sequential order or even on the same page. Offenders may have multiple dispositions.

A2c 2009 Criminal Court Dispositions by Offense and Type of Disposition – Assaultive Offenses

Page 4 of 10

			DISPOSITIONS					
Compiled Laws	Offense	Max. Penalty	Total	Prison ¹	Jail	Jail/ Probation ²	Probation ²	Other ³
	GRAND TOTAL		18,717	7,336	3,110	4,884	3,224	163
	%			39%	17%	26%	17%	1%
	VIOLATIONS		17,053	7,105	2,754	4,318	2,735	141
	ATTEMPTS		1,664	231	356	566	489	22
750.211A2B	Exposives - Mfg/Possess Molotov Cocktail/Other w/Prop. Damage	20 ATTEMPTS	4 1	2		2		1
750.213	Extortion	20 ATTEMPTS	19 1	16 1	1	1	1	
750.224D2	Weapons - Dangerous Weapon, Self-Defense Spray	2 ATTEMPTS	8		3	2	2	1
750.233	Weapons - Firearms, Aim w/o Malice	MISD ATTEMPTS	4		1		3	
750.234	Weapons - Firearms, Discharge/Aim w/o Malice and Injury	1 ATTEMPTS	3		1		2	
750.234A	Weapons - Firearms, Discharge from Vehicle	4 ATTEMPTS	25 2	8	1	9	7	2
750.234B	Weapons - Firearms, Discharge in/at Bldg.	4 ATTEMPTS	59 4	34	5 2	11 2	9	
750.234C	Weapons - Firearms, Discharge at Emergency/Police Vehicle	4 ATTEMPTS	1	1				
750.235	Weapons - Firearms, Discharge/Aim w/o Malice but w/Injury	1 ATTEMPTS	1			1		
750.237	Weapons - Firearms - Under the Influence Causing Serious Impairment	5 ATTEMPTS	42 1		20	10	10 1	2
750.2373	Weapons - Firearms, Discharge OUIL Cause Impairment	5 ATTEMPTS	1			1		
750.316	Homicide	LIFE ATTEMPTS	5	5				
750.316-A	Homicide - Murder 1st Degree, Premeditated	LIFE ATTEMPTS	64	64				
750.316-B	Homicide - Felony Murder	LIFE ATTEMPTS	34	34				
750.316-C	Homicide - Open Murder, Statutory Short Form	LIFE ATTEMPTS	13	13				
750.317	Homicide - Murder 2nd Degree	LIFE ATTEMPTS	179	179				
750.317A	Deliver Controlled Substance Cause Death	LIFE ATTEMPTS	8	6		2		
750.321	Homicide - Manslaughter	15 ATTEMPTS	9	6		2		1
750.321-A	Homicide - Manslaughter, Statutory Short Form	15 ATTEMPTS	27	25		2		
750.321-C	Homicide - Manslaughter, Involuntary	15 ATTEMPTS	17	11		4	2	
750.321-E	Homicide - Manslaughter w/ Motor Vehicle	15 ATTEMPTS	10 2	9		1 2		
750.324	Homicide - Negligent Homicide	2 ATTEMPTS	59 4	5	4	35 2	15 2	
750.329	Homicide - Manslaughter, Death w/ Weapon, Aim w/o Malice	15 ATTEMPTS	3	2		1		
750.335	Lewd and Lascivious Conduct	1 ATTEMPTS	1 2		1			

NOTE: Be sure to check for related offense codes when examining a particular type of crime. They may or may not be in sequential order or even on the same page. Offenders may have multiple dispositions.

A2c 2009 Criminal Court Dispositions by Offense and Type of Disposition — Assaultive Offenses

Page 5 of 10

			DISPOSITIONS					
Compiled Laws	Offense	Max. Penalty	Total	Prison ¹	Jail	Jail/ Probation ²	Probation ²	Other ³
GRAND TOTAL			18,717	7,336	3,110	4,884	3,224	163
%				39%	17%	26%	17%	1%
VIOLATIONS			17,053	7,105	2,754	4,318	2,735	141
ATTEMPTS			1,664	231	356	566	489	22
750.335A	Indecent Exposure (Sexually Delinquent Person)	1 ATTEMPTS	35 1	4	9	12	10 1	
750.335A2B	Aggravated Indecent Exposure	2 ATTEMPTS	73 1	19 1	6	25	21	2
750.335A2C	Indecent Exposure by Sexually Delinquent Person	LIFE ATTEMPTS	14	9		5		
750.338	Gross Indecency Between Males, Commit/Procure	5 ATTEMPTS	9 9	1	1 3	2 4	4 2	1
750.338B	Gross Indecency Between Male & Female, Commit/Procure	5 ATTEMPTS	24 3	3	5 1	15 1	1 1	
750.349	Kidnapping	LIFE ATTEMPTS	28 4	28 3				1
750.349B	Unlawful Imprisonment	15 ATTEMPTS	85 16	78 9		6 7	1	
750.350	Kidnapping - Child Enticement	LIFE ATTEMPTS	2	2				
750.350A1	Kidnapping - Custodial Interference	1 ATTEMPTS	15 2	2	4 1	3 1	6	
750.377B	Malicious Destruction Fire/Police Property	4 ATTEMPTS	179 56	49 6	35 14	62 16	33 20	
750.377C	School Bus - Intentional Damage	5 ATTEMPTS	1	1				
750.394	Throw Objects at Trains/Cars	15 ATTEMPTS	1		1			
750.3942C	Throw Objects at Trains/Cars, Causing Injury	4 ATTEMPTS	2			2		
750.397	Mayhem	10 ATTEMPTS	1	1				
750.411H	Stalking	1 ATTEMPTS	63 1		13	19	31 1	
750.411H2B	Stalking a Minor	5 ATTEMPTS	1		1			
750.411I	Stalking - Aggravated	5 ATTEMPTS	162 17	47 2	19 5	64 5	32 5	
750.411I2B	Stalking a Minor - Aggravated	10 ATTEMPTS	2 2	2				
750.411S2A	Unlawful Posting Message	2 ATTEMPTS	4 1	1		2	1 1	
750.411S2B	Unlawful Posting Message w/Aggravating Circumstances	5 ATTEMPTS	1		1			
750.4362A	Poisoning - Food/Drink/Medicine/Water	15 ATTEMPTS	4	4				
750.455	Prostitution - Pandering	20 ATTEMPTS	1				1	
750.459	Prostitution - Transport Female (perhaps compel)	20 ATTEMPTS	1				1	
750.479	Public Officer - Assault/Obstruct	20 ATTEMPTS	5 4		2 1	2	1 3	

NOTE: Be sure to check for related offense codes when examining a particular type of crime. They may or may not be in sequential order or even on the same page. Offenders may have multiple dispositions.

A2c 2009 Criminal Court Dispositions by Offense and Type of Disposition — Assaultive Offenses

Page 6 of 10

			DISPOSITIONS					
Compiled Laws	Offense	Max. Penalty	Total	Prison ¹	Jail	Jail/ Probation ²	Probation ²	Other ³
GRAND TOTAL			18,717	7,336	3,110	4,884	3,224	163
%				39%	17%	26%	17%	1%
VIOLATIONS ATTEMPTS			17,053	7,105	2,754	4,318	2,735	141
1,664			231	356	566	489	22	
750.479-A	Police Officer/Public Officer - Resist/Obstruct	2 ATTEMPTS	1	1				
750.479-B	Police Officer/Public Officer - Resist/Obstruct	2 ATTEMPTS	3	1	2			
750.4792	Public Officer - Assault/Obstruct	2 ATTEMPTS	1			1		
750.4793	Public Officer - Assault/Obstruct Cause Injury	2 ATTEMPTS	15	2	7	4	2	
750.4793	Public Officer - Assault/Obstruct Cause Injury	4 ATTEMPTS	2	1			1	
750.479A2	Police Officer - Flee (Penal Code) 4th Degree	2 ATTEMPTS	1		1			
750.479A3	Police Officer - Flee (Penal Code) 3rd Degree	5 ATTEMPTS	117	13	28	49	26	1
750.479A4-A	Police Officer - Flee (Penal Code) 2nd Degree	10 ATTEMPTS	18		7	6	5	
750.479B1	Peace Officer - Disarm Non-Firearm	4 ATTEMPTS	239	77	58	64	40	
750.479B2	Peace Officer - Disarm Firearm	10 ATTEMPTS	25	1	4	12	8	
750.483A2B	Interfere w/ Crime Report Threat to Kill/Injure	10 ATTEMPTS	15	10	1	4		
750.483A4B	Interfere w/ Police Investigation Threat to Kill/Injure	10 ATTEMPTS	3	2	1			
750.50C7	Police Animal - Injure/Harass While Committing Crime	2 ATTEMPTS	12	3	4	3	2	
750.520B	CSC - 1st Degree - Multiple Variables	LIFE ATTEMPTS	3	2		1		
750.520B1A	CSC - 1st Degree - Person Under 13	LIFE ATTEMPTS	2	1			1	
750.520B1B	CSC - 1st Degree - Relationship	LIFE ATTEMPTS	1	1				
750.520B1C	CSC - 1st Degree - During Felony	LIFE ATTEMPTS	2			2		
750.520B1D	CSC - 1st Degree - Accomplices	LIFE ATTEMPTS	91	91				
750.520B1E	CSC - 1st Degree - Weapon Used	LIFE ATTEMPTS	2			2		
750.520B1F	CSC - 1st Degree - Personal Injury	LIFE ATTEMPTS	155	151				4
750.520B1H	CSC - 1st Degree - Mentally Disabled Relationship	LIFE ATTEMPTS	3		1	2		
750.520B2B	CSC - 1st Degree - Person <13, Defendant 17+ yrs.	LIFE ATTEMPTS	116	116				
750.520B2C	CSC - 1st Degree - Person <13, Defendant 17+ yrs, 2nd Offense	LIFE ATTEMPTS	1			1		
750.520C	CSC - 2nd Degree - Multiple Variables	15 ATTEMPTS	10	10				
750.520C1A	CSC - 2nd Degree - Person Under 13	15 ATTEMPTS	5	5				
			13	13				
			24	23	1			
			1	1				
			4	4				
			56	56				
			1			1		
			3	3				
			104	68	1	30	5	
			8	2		5	1	
			303	234	4	48	13	4
			43	9	4	23	7	

NOTE: Be sure to check for related offense codes when examining a particular type of crime. They may or may not be in sequential order or even on the same page. Offenders may have multiple dispositions.

A2c 2009 Criminal Court Dispositions by Offense and Type of Disposition — Assaultive Offenses

Page 7 of 10

			DISPOSITIONS					
Compiled Laws	Offense	Max. Penalty	Total	Prison ¹	Jail	Jail/ Probation ²	Probation ²	Other ³
	GRAND TOTAL		18,717	7,336	3,110	4,884	3,224	163
	%			39%	17%	26%	17%	1%
	VIOLATIONS		17,053	7,105	2,754	4,318	2,735	141
	ATTEMPTS		1,664	231	356	566	489	22
750.520C1B	CSC - 2nd Degree - Relationship	15	70	60		9	1	
	ATTEMPTS		5			5		
750.520C1C	CSC - 2nd Degree - During Felony	15	5	5				
	ATTEMPTS		1	1				
750.520C1E	CSC - 2nd Degree - Weapon Used	15	5	5				
	ATTEMPTS							
750.520C1F	CSC - 2nd Degree - Personal Injury	15	24	9		12	3	
	ATTEMPTS		3	2		1		
750.520C1G	CSC - 2nd Degree - Injury to Incapacitated Victim	15	2		1		1	
	ATTEMPTS							
750.520C1H	CSC - 2nd Degree - Mentally Disabled Relationship	15	6	3		3		
	ATTEMPTS							
750.520C1K	CSC - 2nd Degree - County Prisoner	15	3	3				
	ATTEMPTS							
750.520C1L	CSC - 2nd Degree - Detained Juvenile	15	1	1				
	ATTEMPTS							
750.520C2B	CSC - 2nd Degree - Person <13, Defendant 17+ yrs.	15	49	41		7	1	
	ATTEMPTS		2			1	1	
750.520D	CSC - 3rd Degree - Multiple Variables	15	73	64		4	2	3
	ATTEMPTS		10	4	1	4	1	
750.520D1A	CSC - 3rd Degree - Person 13-15	15	266	165	12	43	45	1
	ATTEMPTS		81	30	6	33	12	
750.520D1B	CSC - 3rd Degree - Force/Coercion	15	67	61		1	1	4
	ATTEMPTS		15	4	3	7	1	
750.520D1C	CSC - 3rd Degree - Incapacitated Victim	15	12	11				1
	ATTEMPTS		5	2		2	1	
750.520D1D	CSC - 3rd Degree - Incest	15	31	29		2		
	ATTEMPTS		6	2		3	1	
750.520D1E	CSC - 3rd Degree - Student	15	9	9				
	ATTEMPTS							
750.520E	CSC - 4th Degree - Multiple Variables	2	75	13	11	42	8	1
	ATTEMPTS		2		2			
750.520E1A	CSC - 4th Degree - Force/Coercion	2	179	34	30	85	29	1
	ATTEMPTS		15	1	5	4	4	1
750.520E1A-A	CSC - 4th Degree - Victim 13-16	2	123	27	17	63	15	1
	ATTEMPTS		7		2	5		
750.520E1B	CSC - 4th Degree - Incapacitated Victim	2	20	3	1	13	3	
	ATTEMPTS		1				1	
750.520E1F-A	CSC - 4th Degree - Student	2	1	1				
	ATTEMPTS							
750.520E1G	CSC - 4th Degree - Incest	2	21	3		15	3	
	ATTEMPTS		1				1	
750.520G1	CSC - Assault w/Intent to Commit Sexual Penetration	10	153	83	9	50	10	1
	ATTEMPTS		2	1		1		
750.520G2	CSC - 2nd Degree Assault	5	56	25	6	22	3	
	ATTEMPTS		1			1		
750.529	Robbery - Armed	LIFE	858	845	2	2	4	5
	ATTEMPTS		31	14	7	5	4	1

NOTE: Be sure to check for related offense codes when examining a particular type of crime. They may or may not be in sequential order or even on the same page. Offenders may have multiple dispositions.

A2c 2009 Criminal Court Dispositions by Offense and Type of Disposition — Assaultive Offenses

Page 8 of 10

			DISPOSITIONS					
Compiled Laws	Offense	Max. Penalty	Total	Prison ¹	Jail	Jail/ Probation ²	Probation ²	Other ³
GRAND TOTAL			18,717	7,336	3,110	4,884	3,224	163
%				39%	17%	26%	17%	1%
VIOLATIONS			17,053	7,105	2,754	4,318	2,735	141
ATTEMPTS			1,664	231	356	566	489	22
750.529A	Carjacking	LIFE	146	146				
		ATTEMPTS	7	2	1	2	2	
750.530	Robbery - Unarmed	15	710	367	29	164	138	12
		ATTEMPTS	48	14	5	20	8	1
750.531	Bank Robbery/Safe Breaking	LIFE	1				1	
		ATTEMPTS						
750.531-A	Bank Robbery	LIFE	66	57	1	5	3	
		ATTEMPTS	2	2				
750.531-B	Safe Breaking	LIFE	36	29	1	2	2	2
		ATTEMPTS	11	3		2	6	
750.532	Seduction	5	12		4	8		
		ATTEMPTS						
750.539J2A1	Surveil Unclothed Person	2	19	3	1	10	4	1
		ATTEMPTS						
750.539J2B	Capture/Distribute Image of Unclothed Person	5	17	1		9	7	
		ATTEMPTS						
750.5405B	Interfere w/Electronic Communications, Injury/Death	4	5	2	2		1	
		ATTEMPTS	2	1	1			
750.543P	Terrorism - Use of Internet/ Telecomm. to Commit	20	1		1			
		ATTEMPTS						
750.72	Arson - Dwelling House/ Curtilage	20	3	1		2		
		ATTEMPTS	1	1				
750.72-A	Arson - Dwelling House	20	53	44	1	3	5	
		ATTEMPTS	12	3	1	3	4	1
750.72-B	Arson - Dwelling House/ Curtilage	20	3	2	1			
		ATTEMPTS						
750.73	Arson - Real Property	10	63	30	5	16	12	
		ATTEMPTS	14	3	2	4	5	
750.74	Arson - Personal Property, Over \$50	4	1			1		
		ATTEMPTS						
750.741A	Arson - Personal Property, <\$200	5	3		1	1	1	
		ATTEMPTS						
750.741B1	Arson - Personal Property, \$200 - <\$1K	1	5		1	3	1	
		ATTEMPTS						
750.741C1	Arson - Personal Property, \$1K - <\$20K	5	35	3	8	13	11	
		ATTEMPTS	3	2		1		
750.741D1	Arson - Personal Property, \$20K or More	10	4	2		1	1	
		ATTEMPTS						
750.741D2	Arson - Personal Property, \$1k - <\$20K - 3rd+ Offense	10	1				1	
		ATTEMPTS						
750.75	Arson - Insured Property	10	15	4	1	7	3	
		ATTEMPTS						
750.771A1	Arson - Preparation to Burn Property, Less Than \$200	MISD	1		1			
		ATTEMPTS						
750.771B1	Arson - Preparation to Burn Property, \$200 - <\$1K	1	3		1		2	
		ATTEMPTS						
750.771C1	Arson - Preparation to Burn Property, \$1K - <\$20K	5	14	2	1	9	1	1
		ATTEMPTS	2	1		1		

NOTE: Be sure to check for related offense codes when examining a particular type of crime. They may or may not be in sequential order or even on the same page. Offenders may have multiple dispositions.

A2c 2009 Criminal Court Dispositions by Offense and Type of Disposition – Assaultive Offenses

Page 9 of 10

			DISPOSITIONS					
Compiled Laws	Offense	Max. Penalty	Total	Prison ¹	Jail	Jail/ Probation ²	Probation ²	Other ³
GRAND TOTAL			18,717	7,336	3,110	4,884	3,224	163
%				39%	17%	26%	17%	1%
VIOLATIONS			17,053	7,105	2,754	4,318	2,735	141
ATTEMPTS			1,664	231	356	566	489	22
750.771D1	Arson - Preparation to Burn Property, \$20K or More	10 ATTEMPTS	15	3	2	5	5	
750.78	Arson - Woods/Prairies	4 ATTEMPTS	3		1	2		
750.81	Asslt or Asslt and Battery	MISD ATTEMPTS	6		2	4		
750.812	Domestic Violence	MISD ATTEMPTS	443	4	202	97	129	11
750.813	Domestic Violence - 2nd Offense	1 ATTEMPTS	573	3	268	135	154	13
750.814	Domestic Violence - 3rd Offense	2 ATTEMPTS	7		4	1	2	
750.81A	Assault - Aggravated	1 ATTEMPTS	151	1	96	42	10	2
750.81A2	Domestic Violence, Aggravated	1 ATTEMPTS	1		1			
750.81A3	Domestic Violence, Aggravated - 2nd Offense	2 ATTEMPTS	594	128	161	228	77	
750.81C2	Assault/Battery of DHS Employee	2 ATTEMPTS	4		1	1	2	
750.81C3	Assault/Battery of DHS Employee Cause Serious Injury	5 ATTEMPTS	273		79	90	101	3
750.81D1	Police Officer - Assault/Resist/Obstruct	2 ATTEMPTS	6			3	3	
750.81D2	Police Officer - Assault/Resist/Obstruct, Causing Injury	4 ATTEMPTS	84	2	39	19	24	
750.81D3	Police Officer - Assault/Resist/Obstruct, Serious Impairment	15 ATTEMPTS	1			1	1	
750.82	Felonious Assault	4 ATTEMPTS	47	6	14	24	2	1
750.822	Weapon-Free Schools - Assault w/ Dangerous Weapon	4 ATTEMPTS	1			1		
750.83	Assault w/Intent to Murder	LIFE ATTEMPTS	9	2	4	1	2	
750.84	Assault w/Intent to do Great Bodily Harm Less Than Murder	10 ATTEMPTS	1		1			
750.85	Torture	LIFE ATTEMPTS	1					
750.86	Assault w/Intent to Maim	10 ATTEMPTS	2,614	511	776	851	460	16
750.87	Assault w/Intent to Commit Felony	10 ATTEMPTS	390	4	113	107	150	16
750.88	Assault w/Intent to Rob While Unarmed	15 ATTEMPTS	147	47	22	50	28	
750.89	Assault w/Intent to Rob While Armed	LIFE ATTEMPTS	19		8	6	5	
750.90A	Assault - Pregnant Individual, Miscarriage/Stillbirth w/Intent	LIFE ATTEMPTS	3	3				
			1,822	535	259	593	426	9
			339	14	81	136	107	1
			5	1	3	1		
			159	157	1			1
			1	1				
			615	397	30	105	83	
			42	19	5	15	3	
			14	14				
			7	4		1	2	
			1			1		
			6	2	1	2	1	
			1	1				
			82	40	4	13	23	2
			4		1	2	1	
			164	137	2	6	3	16
			1	1				

NOTE: Be sure to check for related offense codes when examining a particular type of crime. They may or may not be in sequential order or even on the same page. Offenders may have multiple dispositions.

A2c 2009 Criminal Court Dispositions by Offense and Type of Disposition — Assaultive Offenses

Page 10 of 10

Compiled Laws	Offense	Max. Penalty
	GRAND TOTAL	15
	%	ATTEMPTS
	VIOLATIONS	15
	ATTEMPTS	ATTEMPTS
750.90BA	Assault - Pregnant Individual, Miscarriage/Stillbirth	LIFE
750.90DA	Pregnant Individ. - Oper. Under Infl., Miscarriage/Stillbirth	ATTEMPTS
750.91	Homicide - Attempted Murder	ATTEMPTS
752.191	Felonious Driving	2
	ATTEMPTS	ATTEMPTS
752.542A	Prisons - Riots	10
	ATTEMPTS	ATTEMPTS
752.861	Weapons - Firearms, Careless Use Cause Injury/Death	2
	ATTEMPTS	ATTEMPTS
752.862-A	Weapons - Firearms, Careless Discharge, Prop. Damage \$50 or Less	MISD
	ATTEMPTS	ATTEMPTS
752.862-B	Weapons - Firearms, Careless Use Prop. Damage Over \$50	1
	ATTEMPTS	ATTEMPTS
752.863A	Weapons - Firearms, Reckless Use	MISD
	ATTEMPTS	ATTEMPTS
767.61A	Offense by Sexually Delinquent	LIFE
	ATTEMPTS	ATTEMPTS

DISPOSITIONS					
Total	Prison ¹	Jail	Jail/ Probation ²	Probation ²	Other ³
18,717	7,336 39%	3,110 17%	4,884 26%	3,224 17%	163 1%
17,053	7,105	2,754	4,318	2,735	141
1,664	231	356	566	489	22
1	1				
1	1				
31	31				
1		1			
4	4				
15	1	4	3	7	
1				1	
2				2	
29		7	9	13	
1			1		

NOTE: Be sure to check for related offense codes when examining a particular type of crime. They may or may not be in sequential order or even on the same page. Offenders may have multiple dispositions.

¹ Includes HYTA Prison

² Includes Delayed and Suspended Sentences, HYTA Probation, and SAI Probation

³ Includes Restitution, Fines, Costs, Community Service and DHS sentences

SOURCE: OMNI BIR Extract

2008

A1 2008 Criminal Court Dispositions (Offenders) by FOA Region and County – All Offenses

Page 1 of 2

	Total	Prison ¹	Jail	Jail/ Probation	Proba- tion ²	Other ³	Percents				
							Prison ¹	Jail	Jail/ Probation	Proba- tion ²	Other ³
STATE TOTALS	58,113	11,292	10,416	19,127	16,825	453	19.4	17.9	32.9	29.0	.8
METROPOLITAN REGION TOTALS	28,006	5,169	4,103	7,051	11,532	151	18.5	14.7	25.2	41.2	.5
50 Macomb	5,083	712	917	1,543	1,834	77	14.0	18.0	30.4	36.1	1.5
63 Oakland	6,648	1,296	1,433	2,399	1,484	36	19.5	21.6	36.1	22.3	.5
81 Washtenaw	1,344	318	263	346	405	12	23.7	19.6	25.7	30.1	.9
82 Wayne	14,931	2,843	1,490	2,763	7,809	26	19.0	10.0	18.5	52.3	.2
OUTSTATE REGION TOTALS	30,107	6,123	6,313	12,076	5,293	302	20.3	21.0	40.1	17.6	1.0
01 Alcona	57	11	7	38	1		19.3	12.3	66.7	1.8	
02 Alger	42	8	10	21	3		19.0	23.8	50.0	7.1	
03 Allegan	367	102	86	146	31	2	27.8	23.4	39.8	8.4	.5
04 Alpena	133	23	38	42	23	7	17.3	28.6	31.6	17.3	5.3
05 Antrim	73	23	7	36	7		31.5	9.6	49.3	9.6	
06 Arenac	55	20	7	24	4		36.4	12.7	43.6	7.3	
07 Baraga	37	9	5	18	5		24.3	13.5	48.6	13.5	
08 Barry	225	25	11	176	9	4	11.1	4.9	78.2	4.0	1.8
09 Bay	642	137	98	207	197	3	21.3	15.3	32.2	30.7	.5
10 Benzie	53	19	2	21	11		35.8	3.8	39.6	20.8	
11 Berrien	1,606	328	456	596	195	31	20.4	28.4	37.1	12.1	1.9
12 Branch	201	47	38	98	12	6	23.4	18.9	48.8	6.0	3.0
13 Calhoun	1,080	166	382	171	353	8	15.4	35.4	15.8	32.7	.7
14 Cass	337	91	106	118	22		27.0	31.5	35.0	6.5	
15 Charlevoix	104	29	38	31	6		27.9	36.5	29.8	5.8	
16 Cheboygan	166	44	22	87	11	2	26.5	13.3	52.4	6.6	1.2
17 Chippewa	178	33	67	63	13	2	18.5	37.6	35.4	7.3	1.1
18 Clare	214	31	11	132	39	1	14.5	5.1	61.7	18.2	.5
19 Clinton	123	32	26	62	3		26.0	21.1	50.4	2.4	
20 Crawford	102	20	13	50	16	3	19.6	12.7	49.0	15.7	2.9
21 Delta	135	22	36	72	5		16.3	26.7	53.3	3.7	
22 Dickinson	146	29	17	88	12		19.9	11.6	60.3	8.2	
23 Eaton	367	51	45	249	20	2	13.9	12.3	67.8	5.4	.5
24 Emmet	157	48	7	47	55		30.6	4.5	29.9	35.0	
25 Genesee	2,067	447	325	565	718	12	21.6	15.7	27.3	34.7	.6
26 Gladwin	192	14	11	98	69		7.3	5.7	51.0	35.9	
27 Gogebic	51	12	17	18	4		23.5	33.3	35.3	7.8	
28 Grand Traverse	199	72	20	107			36.2	10.1	53.8		
29 Gratiot	148	45	9	91	2	1	30.4	6.1	61.5	1.4	.7
30 Hillsdale	119	59	6	50	4		49.6	5.0	42.0	3.4	
31 Houghton	57	7	14	28	7	1	12.3	24.6	49.1	12.3	1.8
32 Huron	40	11	13	16			27.5	32.5	40.0		
33 Ingham	1,278	183	345	710	34	6	14.3	27.0	55.6	2.7	.5
34 Ionia	338	87	42	198	1	10	25.7	12.4	58.6	.3	3.0
35 Iosco	121	22	21	76	1	1	18.2	17.4	62.8	.8	.8
36 Iron	41	7	1	29	4		17.1	2.4	70.7	9.8	
37 Isabella	564	60	66	422	16		10.6	11.7	74.8	2.8	
38 Jackson	949	159	222	454	111	3	16.8	23.4	47.8	11.7	.3
39 Kalamazoo	1,976	285	654	321	672	44	14.4	33.1	16.2	34.0	2.2
40 Kalkaska	143	38	39	55	6	5	26.6	27.3	38.5	4.2	3.5
41 Kent	3,719	911	849	1,000	912	47	24.5	22.8	26.9	24.5	1.3
42 Keweenaw	9	1	4	3	1		11.1	44.4	33.3	11.1	
43 Lake	69	17	9	43			24.6	13.0	62.3		
44 Lapeer	323	54	81	184	4		16.7	25.1	57.0	1.2	
45 Leelanau	28	11	4	13			39.3	14.3	46.4		
46 Lenawee	322	106	4	156	51	5	32.9	1.2	48.4	15.8	1.6
47 Livingston	815	177	140	340	155	3	21.7	17.2	41.7	19.0	.4
48 Luce	36	12	11	12	1		33.3	30.6	33.3	2.8	

A1 2008 Criminal Court Dispositions (Offenders) by FOA Region and County – All Offenses

Page 2 of 2

	Total	Prison ¹	Jail	Jail/ Probation	Proba- tion ²	Other ³	Percents				
							Prison ¹	Jail	Jail/ Probation	Proba- tion ²	Other ³
STATE TOTALS	58,113	11,292	10,416	19,127	16,825	453	19.4	17.9	32.9	29.0	.8
(Cont'd.)											
OUTSTATE REGION TOTALS	30,107	6,123	6,313	12,076	5,293	302	20.3	21.0	40.1	17.6	1.0
49 Mackinac	55	3	18	30	4		5.5	32.7	54.5	7.3	
51 Manistee	49	12		22	15		24.5		44.9	30.6	
52 Marquette	143	29	3	83	28		20.3	2.1	58.0	19.6	
53 Mason	105	22	5	77		1	21.0	4.8	73.3		1.0
54 Mecosta	222	26	25	153	15	3	11.7	11.3	68.9	6.8	1.4
55 Menominee	82	10	28	38	6		12.2	34.1	46.3	7.3	
56 Midland	491	68	50	201	162	10	13.8	10.2	40.9	33.0	2.0
57 Missaukee	50	16	3	30	1		32.0	6.0	60.0	2.0	
58 Monroe	737	158	94	457	26	2	21.4	12.8	62.0	3.5	.3
59 Montcalm	224	67	29	114	13	1	29.9	12.9	50.9	5.8	.4
60 Montmorency	89	10	32	24	19	4	11.2	36.0	27.0	21.3	4.5
61 Muskegon	1,467	419	193	774	78	3	28.6	13.2	52.8	5.3	.2
62 Newaygo	175	25	20	115	14	1	14.3	11.4	65.7	8.0	.6
64 Oceana	82	8	13	51	10		9.8	15.9	62.2	12.2	
65 Ogemaw	137	25	25	77	10		18.2	18.2	56.2	7.3	
66 Ontonagon	5	2		3			40.0		60.0		
67 Osceola	65	9	1	51	4		13.8	1.5	78.5	6.2	
68 Oscoda	21	5	7	9			23.8	33.3	42.9		
69 Otsego	134	35	29	41	28	1	26.1	21.6	30.6	20.9	.7
70 Ottawa	1,039	86	274	372	270	37	8.3	26.4	35.8	26.0	3.6
71 Presque Isle	62	8	16	22	13	3	12.9	25.8	35.5	21.0	4.8
72 Roscommon	166	26	24	81	34	1	15.7	14.5	48.8	20.5	.6
73 Saginaw	1,498	384	252	370	475	17	25.6	16.8	24.7	31.7	1.1
74 St. Clair	1,058	172	345	440	98	3	16.3	32.6	41.6	9.3	.3
75 St. Joseph	429	83	171	175			19.3	39.9	40.8		
76 Sanilac	123	28	20	71	4		22.8	16.3	57.7	3.3	
77 Schoolcraft	37	3	10	22	2		8.1	27.0	59.5	5.4	
78 Shiawassee	233	56	3	144	29	1	24.0	1.3	61.8	12.4	.4
79 Tuscola	364	67	42	189	65	1	18.4	11.5	51.9	17.9	.3
80 Van Buren	389	79	110	154	42	4	20.3	28.3	39.6	10.8	1.0
83 Wexford	172	37	29	104	2		21.5	16.9	60.5	1.2	

¹ Includes HYTA Prison

² Includes Delayed and Suspended Sentences, HYTA Probation, and SAI Probation.

³ Includes Restitution, Fines, Costs, Community Service and DHS sentences.

SOURCE: OMNI Court Disposition Extracts

A1a 2008 Criminal Court Dispositions (Offenders) by FOA Region and County – Non-Assaultive Offenses

Page 1 of 2

	Total	Prison ¹	Jail	Jail/ Probation	Probation ²	Other ³	Percents				
							Prison ¹	Jail	Jail/ Probation	Probation ²	Other ³
STATE TOTALS	29,253	5,268	4,979	10,330	8,443	233	18.0	17.0	35.3	28.9	.8
METROPOLITAN REGION TOTALS	14,004	2,516	1,932	3,752	5,732	72	18.0	13.8	26.8	40.9	.5
50 Macomb	1,894	334	332	615	590	23	17.6	17.5	32.5	31.2	1.2
63 Oakland	3,641	635	740	1,374	867	25	17.4	20.3	37.7	23.8	.7
81 Washtenaw	692	146	125	200	216	5	21.1	18.1	28.9	31.2	.7
82 Wayne	7,777	1,401	735	1,563	4,059	19	18.0	9.5	20.1	52.2	.2
OUTSTATE REGION TOTALS	15,249	2,752	3,047	6,578	2,711	161	18.0	20.0	43.1	17.8	1.1
01 Alcona	26	2	3	20	1		7.7	11.5	76.9	3.8	
02 Alger	20		5	13	2			25.0	65.0	10.0	
03 Allegan	171	38	37	75	21		22.2	21.6	43.9	12.3	
04 Alpena	54	13	14	19	7	1	24.1	25.9	35.2	13.0	1.9
05 Antrim	48	12	4	25	7		25.0	8.3	52.1	14.6	
06 Arenac	21	5	5	10	1		23.8	23.8	47.6	4.8	
07 Baraga	14	3		9	2		21.4		64.3	14.3	
08 Barry	141	13	6	113	6	3	9.2	4.3	80.1	4.3	2.1
09 Bay	292	66	49	101	75	1	22.6	16.8	34.6	25.7	.3
10 Benzie	26	10	1	11	4		38.5	3.8	42.3	15.4	
11 Berrien	670	113	176	240	121	20	16.9	26.3	35.8	18.1	3.0
12 Branch	80	16	16	40	5	3	20.0	20.0	50.0	6.3	3.8
13 Calhoun	481	65	164	86	165	1	13.5	34.1	17.9	34.3	.2
14 Cass	131	24	42	58	7		18.3	32.1	44.3	5.3	
15 Charlevoix	46	17	16	11	2		37.0	34.8	23.9	4.3	
16 Cheboygan	88	26	10	46	5	1	29.5	11.4	52.3	5.7	1.1
17 Chippewa	86	21	29	33	3		24.4	33.7	38.4	3.5	
18 Clare	115	16	4	72	23		13.9	3.5	62.6	20.0	
19 Clinton	72	20	13	37	2		27.8	18.1	51.4	2.8	
20 Crawford	47	12	7	20	7	1	25.5	14.9	42.6	14.9	2.1
21 Delta	80	13	16	49	2		16.3	20.0	61.3	2.5	
22 Dickinson	82	16	5	56	5		19.5	6.1	68.3	6.1	
23 Eaton	254	25	31	182	14	2	9.8	12.2	71.7	5.5	.8
24 Emmet	70	18	4	23	25		25.7	5.7	32.9	35.7	
25 Genesee	1,075	203	166	342	358	6	18.9	15.4	31.8	33.3	.6
26 Gladwin	91	6	3	56	26		6.6	3.3	61.5	28.6	
27 Gogebic	25	3	9	10	3		12.0	36.0	40.0	12.0	
28 Grand Traverse	85	27	9	49			31.8	10.6	57.6		
29 Gratiot	79	22	6	50		1	27.8	7.6	63.3		1.3
30 Hillsdale	75	32	4	36	3		42.7	5.3	48.0	4.0	
31 Houghton	40	2	11	20	6	1	5.0	27.5	50.0	15.0	2.5
32 Huron	23	5	10	8			21.7	43.5	34.8		
33 Ingham	640	65	173	379	19	4	10.2	27.0	59.2	3.0	.6
34 Ionia	197	43	24	122	1	7	21.8	12.2	61.9	.5	3.6
35 Iosco	47	6	5	35	1		12.8	10.6	74.5	2.1	
36 Iron	30	3		23	4		10.0		76.7	13.3	
37 Isabella	271	25	34	204	8		9.2	12.5	75.3	3.0	
38 Jackson	520	83	117	259	61		16.0	22.5	49.8	11.7	
39 Kalamazoo	881	111	287	159	297	27	12.6	32.6	18.0	33.7	3.1
40 Kalkaska	78	18	20	33	4	3	23.1	25.6	42.3	5.1	3.8
41 Kent	1,953	389	436	571	540	17	19.9	22.3	29.2	27.6	.9
42 Keweenaw	1		1					100.0			
43 Lake	45	12	6	27			26.7	13.3	60.0		
44 Lapeer	210	29	56	122	3		13.8	26.7	58.1	1.4	
45 Leelanau	18	7	2	9			38.9	11.1	50.0		
46 Lenawee	159	49	3	70	35	2	30.8	1.9	44.0	22.0	1.3
47 Livingston	421	91	74	181	73	2	21.6	17.6	43.0	17.3	.5
48 Luce	19	6	5	7	1		31.6	26.3	36.8	5.3	

A1a 2008 Criminal Court Dispositions (Offenders) by FOA Region and County – Non-Assaultive Offenses

Page 2 of 2

	Total	Prison ¹	Jail	Jail/ Probation	Proba- tion ²	Other ³	Percents				
							Prison ¹	Jail	Jail/ Probation	Proba- tion ²	Other ³
STATE TOTALS	29,253	5,268	4,979	10,330	8,443	233	18.0	17.0	35.3	28.9	.8
(Cont'd.)											
OUTSTATE REGION TOTALS	15,249	2,752	3,047	6,578	2,711	161	18.0	20.0	43.1	17.8	1.1
49 Mackinac	17	1	7	8	1		5.9	41.2	47.1	5.9	
51 Manistee	23	8		9	6		34.8		39.1	26.1	
52 Marquette	82	13	1	56	12		15.9	1.2	68.3	14.6	
53 Mason	47	9	1	36		1	19.1	2.1	76.6		2.1
54 Mecosta	114	13	15	76	7	3	11.4	13.2	66.7	6.1	2.6
55 Menominee	54	7	13	28	6		13.0	24.1	51.9	11.1	
56 Midland	291	40	26	118	98	9	13.7	8.9	40.5	33.7	3.1
57 Missaukee	33	9	3	20	1		27.3	9.1	60.6	3.0	
58 Monroe	358	72	44	229	11	2	20.1	12.3	64.0	3.1	.6
59 Montcalm	125	43	13	61	8		34.4	10.4	48.8	6.4	
60 Montmorency	50	7	20	15	5	3	14.0	40.0	30.0	10.0	6.0
61 Muskegon	718	189	83	405	40	1	26.3	11.6	56.4	5.6	.1
62 Newaygo	107	11	12	70	13	1	10.3	11.2	65.4	12.1	.9
64 Oceana	41	5	6	25	5		12.2	14.6	61.0	12.2	
65 Ogemaw	83	16	15	46	6		19.3	18.1	55.4	7.2	
66 Ontonagon	3	1		2			33.3		66.7		
67 Osceola	48	6		38	4		12.5		79.2	8.3	
68 Oscoda	11	2	4	5			18.2	36.4	45.5		
69 Otsego	61	15	17	15	13	1	24.6	27.9	24.6	21.3	1.6
70 Ottawa	612	44	149	247	151	21	7.2	24.3	40.4	24.7	3.4
71 Presque Isle	40	3	11	13	10	3	7.5	27.5	32.5	25.0	7.5
72 Roscommon	93	14	13	50	15	1	15.1	14.0	53.8	16.1	1.1
73 Saginaw	729	181	120	207	215	6	24.8	16.5	28.4	29.5	.8
74 St. Clair	527	66	175	239	46	1	12.5	33.2	45.4	8.7	.2
75 St. Joseph	170	23	81	66			13.5	47.6	38.8		
76 Sanilac	62	22	7	32	1		35.5	11.3	51.6	1.6	
77 Schoolcraft	18	3	5	9	1		16.7	27.8	50.0	5.6	
78 Shiawassee	143	35	2	87	18	1	24.5	1.4	60.8	12.6	.7
79 Tuscola	210	37	18	113	41	1	17.6	8.6	53.8	19.5	.5
80 Van Buren	192	37	54	76	22	3	19.3	28.1	39.6	11.5	1.6
83 Wexford	89	19	14	56			21.3	15.7	62.9		

¹ Includes HYTA Prison

² Includes Delayed and Suspended Sentences, HYTA Probation, and SAI Probation.

³ Includes Restitution, Fines, Costs, Community Service and DHS sentences.

SOURCE: OMNI Court Disposition Extracts

A1b 2008 Criminal Court Dispositions (Offenders) by FOA Region and County – Drug Offenses

Page 1 of 2

	Total	Prison ¹	Jail	Jail/ Probation	Proba- tion ²	Other ³	Percents				
							Prison ¹	Jail	Jail/ Probation	Proba- tion ²	Other ³
STATE TOTALS	15,884	1,572	3,477	5,099	5,619	117	9.9	21.9	32.1	35.4	.7
METROPOLITAN REGION TOTALS	8,074	587	1,478	2,074	3,886	49	7.3	18.3	25.7	48.1	.6
50 Macomb	2,304	124	437	662	1,043	38	5.4	19.0	28.7	45.3	1.6
63 Oakland	1,553	169	440	567	371	6	10.9	28.3	36.5	23.9	.4
81 Washtenaw	287	39	73	73	101	1	13.6	25.4	25.4	35.2	.3
82 Wayne	3,930	255	528	772	2,371	4	6.5	13.4	19.6	60.3	.1
OUTSTATE REGION TOTALS	7,810	985	1,999	3,025	1,733	68	12.6	25.6	38.7	22.2	.9
01 Alcona	23	5	4	14			21.7	17.4	60.9		
02 Alger	5			4	1				80.0	20.0	
03 Allegan	79	12	23	38	6		15.2	29.1	48.1	7.6	
04 Alpena	61	2	21	19	14	5	3.3	34.4	31.1	23.0	8.2
05 Antrim	9	2	3	4			22.2	33.3	44.4		
06 Arenac	15	2	2	8	3		13.3	13.3	53.3	20.0	
07 Baraga	10		4	5	1			40.0	50.0	10.0	
08 Barry	40	1	2	35	2		2.5	5.0	87.5	5.0	
09 Bay	202	17	30	64	91		8.4	14.9	31.7	45.0	
10 Benzie	15	4		4	7		26.7		26.7	46.7	
11 Berrien	555	108	168	235	41	3	19.5	30.3	42.3	7.4	.5
12 Branch	70	14	12	40	3	1	20.0	17.1	57.1	4.3	1.4
13 Calhoun	260	11	111	30	104	4	4.2	42.7	11.5	40.0	1.5
14 Cass	145	44	46	43	12		30.3	31.7	29.7	8.3	
15 Charlevoix	37	5	13	16	3		13.5	35.1	43.2	8.1	
16 Cheboygan	48	8	11	24	4	1	16.7	22.9	50.0	8.3	2.1
17 Chippewa	51	3	21	18	9		5.9	41.2	35.3	17.6	
18 Clare	60	3	3	42	12		5.0	5.0	70.0	20.0	
19 Clinton	18		7	10	1			38.9	55.6	5.6	
20 Crawford	32	1	4	19	7	1	3.1	12.5	59.4	21.9	3.1
21 Delta	35	2	14	17	2		5.7	40.0	48.6	5.7	
22 Dickinson	47	7	8	28	4		14.9	17.0	59.6	8.5	
23 Eaton	53	5	7	37	4		9.4	13.2	69.8	7.5	
24 Emmet	48	16	1	13	18		33.3	2.1	27.1	37.5	
25 Genesee	564	60	111	108	282	3	10.6	19.7	19.1	50.0	.5
26 Gladwin	60	6	4	24	26		10.0	6.7	40.0	43.3	
27 Gogebic	12	2	8	2			16.7	66.7	16.7		
28 Grand Traverse	50	13	6	31			26.0	12.0	62.0		
29 Gratiot	30	5	1	24			16.7	3.3	80.0		
30 Hillsdale	26	16	1	8	1		61.5	3.8	30.8	3.8	
31 Houghton	9	1	3	4	1		11.1	33.3	44.4	11.1	
32 Huron	6		2	4				33.3	66.7		
33 Ingham	289	25	85	165	13	1	8.7	29.4	57.1	4.5	.3
34 Ionia	42	2	9	28		3	4.8	21.4	66.7		7.1
35 Iosco	47	4	14	29			8.5	29.8	61.7		
36 Iron	2			2					100.0		
37 Isabella	185	10	25	143	7		5.4	13.5	77.3	3.8	
38 Jackson	237	22	66	118	31		9.3	27.8	49.8	13.1	
39 Kalamazoo	726	56	279	103	276	12	7.7	38.4	14.2	38.0	1.7
40 Kalkaska	25	1	10	11	2	1	4.0	40.0	44.0	8.0	4.0
41 Kent	870	161	260	201	236	12	18.5	29.9	23.1	27.1	1.4
42 Keweenaw	4	1	1	1	1		25.0	25.0	25.0	25.0	
43 Lake	7		2	5				28.6	71.4		
44 Lapeer	48	1	14	32	1		2.1	29.2	66.7	2.1	
45 Leelanau	3		1	2				33.3	66.7		
46 Lenawee	53	9		37	7		17.0		69.8	13.2	
47 Livingston	188	19	39	75	55		10.1	20.7	39.9	29.3	
48 Luce	6	1	2	3			16.7	33.3	50.0		

A1b 2008 Criminal Court Dispositions (Offenders) by FOA Region and County — Drug Offenses

Page 2 of 2

	Total	Prison ¹	Jail	Jail/ Probation	Proba- tion ²	Other ³	Percents				
							Prison ¹	Jail	Jail/ Probation	Proba- tion ²	Other ³
STATE TOTALS	15,884	1,572	3,477	5,099	5,619	117	9.9	21.9	32.1	35.4	.7
(Cont'd.)											
OUTSTATE REGION TOTALS	7,810	985	1,999	3,025	1,733	68	12.6	25.6	38.7	22.2	.9
49 Mackinac	28	1	9	15	3		3.6	32.1	53.6	10.7	
51 Manistee	14	1		5	8		7.1		35.7	57.1	
52 Marquette	36	5	1	19	11		13.9	2.8	52.8	30.6	
53 Mason	27	3	2	22			11.1	7.4	81.5		
54 Mecosta	58	2	3	47	6		3.4	5.2	81.0	10.3	
55 Menominee	18		12	6				66.7	33.3		
56 Midland	75	4	13	25	33		5.3	17.3	33.3	44.0	
57 Missaukee	8	2		6			25.0		75.0		
58 Monroe	218	46	29	135	8		21.1	13.3	61.9	3.7	
59 Montcalm	32	2	10	19	1		6.3	31.3	59.4	3.1	
60 Montmorency	26	2	8	5	10	1	7.7	30.8	19.2	38.5	3.8
61 Muskegon	380	74	69	215	20	2	19.5	18.2	56.6	5.3	.5
62 Newaygo	31	2	3	25	1		6.5	9.7	80.6	3.2	
64 Oceana	19	1	4	12	2		5.3	21.1	63.2	10.5	
65 Ogemaw	32	1	6	21	4		3.1	18.8	65.6	12.5	
66 Ontonagon	1			1					100.0		
67 Osceola	5			5					100.0		
68 Oscoda	1		1					100.0			
69 Otsego	43	8	9	18	8		18.6	20.9	41.9	18.6	
70 Ottawa	228	4	80	66	68	10	1.8	35.1	28.9	29.8	4.4
71 Presque Isle	9	2	3	3	1		22.2	33.3	33.3	11.1	
72 Roscommon	47	1	7	22	17		2.1	14.9	46.8	36.2	
73 Saginaw	353	47	65	62	172	7	13.3	18.4	17.6	48.7	2.0
74 St. Clair	278	27	100	110	41		9.7	36.0	39.6	14.7	
75 St. Joseph	153	34	49	70			22.2	32.0	45.8		
76 Sanilac	37	2	9	23	3		5.4	24.3	62.2	8.1	
77 Schoolcraft	5		1	4				20.0	80.0		
78 Shiawassee	37	5		29	3		13.5		78.4	8.1	
79 Tuscola	58	5	11	32	10		8.6	19.0	55.2	17.2	
80 Van Buren	104	12	29	49	13	1	11.5	27.9	47.1	12.5	1.0
83 Wexford	42	5	8	27	2		11.9	19.0	64.3	4.8	

¹ Includes HYTA Prison

² Includes Delayed and Suspended Sentences, HYTA Probation, and SAI Probation.

³ Includes Restitution, Fines, Costs, Community Service and DHS sentences.

SOURCE: OMNI Court Disposition Extracts

A1c 2008 Criminal Court Dispositions (Offenders) by FOA Region and County – Assaultive Offenses

Page 1 of 2

	Total	Prison ¹	Jail	Jail/ Probation	Proba- tion ²	Other ³	Percents				
							Prison ¹	Jail	Jail/ Probation	Proba- tion ²	Other ³
STATE TOTALS	12,976	4,452	1,960	3,698	2,763	103	34.3	15.1	28.5	21.3	.8
METROPOLITAN REGION TOTALS	5,928	2,066	693	1,225	1,914	30	34.9	11.7	20.7	32.3	.5
50 Macomb	885	254	148	266	201	16	28.7	16.7	30.1	22.7	1.8
63 Oakland	1,454	492	253	458	246	5	33.8	17.4	31.5	16.9	.3
81 Washtenaw	365	133	65	73	88	6	36.4	17.8	20.0	24.1	1.6
82 Wayne	3,224	1,187	227	428	1,379	3	36.8	7.0	13.3	42.8	.1
OUTSTATE REGION TOTALS	7,048	2,386	1,267	2,473	849	73	33.9	18.0	35.1	12.0	1.0
01 Alcona	8	4		4			50.0		50.0		
02 Alger	17	8	5	4			47.1	29.4	23.5		
03 Allegan	117	52	26	33	4	2	44.4	22.2	28.2	3.4	1.7
04 Alpena	18	8	3	4	2	1	44.4	16.7	22.2	11.1	5.6
05 Antrim	16	9		7			56.3		43.8		
06 Arenac	19	13		6			68.4		31.6		
07 Baraga	13	6	1	4	2		46.2	7.7	30.8	15.4	
08 Barry	44	11	3	28	1	1	25.0	6.8	63.6	2.3	2.3
09 Bay	148	54	19	42	31	2	36.5	12.8	28.4	20.9	1.4
10 Benzie	12	5	1	6			41.7	8.3	50.0		
11 Berrien	381	107	112	121	33	8	28.1	29.4	31.8	8.7	2.1
12 Branch	51	17	10	18	4	2	33.3	19.6	35.3	7.8	3.9
13 Calhoun	339	90	107	55	84	3	26.5	31.6	16.2	24.8	.9
14 Cass	61	23	18	17	3		37.7	29.5	27.9	4.9	
15 Charlevoix	21	7	9	4	1		33.3	42.9	19.0	4.8	
16 Cheboygan	30	10	1	17	2		33.3	3.3	56.7	6.7	
17 Chippewa	41	9	17	12	1	2	22.0	41.5	29.3	2.4	4.9
18 Clare	39	12	4	18	4	1	30.8	10.3	46.2	10.3	2.6
19 Clinton	33	12	6	15			36.4	18.2	45.5		
20 Crawford	23	7	2	11	2	1	30.4	8.7	47.8	8.7	4.3
21 Delta	20	7	6	6	1		35.0	30.0	30.0	5.0	
22 Dickinson	17	6	4	4	3		35.3	23.5	23.5	17.6	
23 Eaton	60	21	7	30	2		35.0	11.7	50.0	3.3	
24 Emmet	39	14	2	11	12		35.9	5.1	28.2	30.8	
25 Genesee	428	184	48	115	78	3	43.0	11.2	26.9	18.2	.7
26 Gladwin	41	2	4	18	17		4.9	9.8	43.9	41.5	
27 Gogebic	14	7		6	1		50.0		42.9	7.1	
28 Grand Traverse	64	32	5	27			50.0	7.8	42.2		
29 Gratiot	39	18	2	17	2		46.2	5.1	43.6	5.1	
30 Hillsdale	18	11	1	6			61.1	5.6	33.3		
31 Houghton	8	4		4			50.0		50.0		
32 Huron	11	6	1	4			54.5	9.1	36.4		
33 Ingham	349	93	87	166	2	1	26.6	24.9	47.6	.6	.3
34 Ionia	99	42	9	48			42.4	9.1	48.5		
35 Iosco	27	12	2	12		1	44.4	7.4	44.4		3.7
36 Iron	9	4	1	4			44.4	11.1	44.4		
37 Isabella	108	25	7	75	1		23.1	6.5	69.4	.9	
38 Jackson	192	54	39	77	19	3	28.1	20.3	40.1	9.9	1.6
39 Kalamazoo	369	118	88	59	99	5	32.0	23.8	16.0	26.8	1.4
40 Kalkaska	40	19	9	11		1	47.5	22.5	27.5		2.5
41 Kent	896	361	153	228	136	18	40.3	17.1	25.4	15.2	2.0
42 Keweenaw	4		2	2				50.0	50.0		
43 Lake	17	5	1	11			29.4	5.9	64.7		
44 Lapeer	65	24	11	30			36.9	16.9	46.2		
45 Leelanau	7	4	1	2			57.1	14.3	28.6		
46 Lenawee	110	48	1	49	9	3	43.6	.9	44.5	8.2	2.7
47 Livingston	206	67	27	84	27	1	32.5	13.1	40.8	13.1	.5
48 Luce	11	5	4	2			45.5	36.4	18.2		

A1c 2008 Criminal Court Dispositions (Offenders) by FOA Region and County — Assaultive Offenses

Page 2 of 2

	Total	Prison ¹	Jail	Jail/ Probation	Proba- tion ²	Other ³	Percents				
							Prison ¹	Jail	Jail/ Probation	Proba- tion ²	Other ³
STATE TOTALS	12,976	4,452	1,960	3,698	2,763	103	34.3	15.1	28.5	21.3	.8
(Cont'd.)											
OUTSTATE REGION TOTALS	7,048	2,386	1,267	2,473	849	73	33.9	18.0	35.1	12.0	1.0
49 Mackinac	10	1	2	7			10.0	20.0	70.0		
51 Manistee	12	3		8	1		25.0		66.7	8.3	
52 Marquette	25	11	1	8	5		44.0	4.0	32.0	20.0	
53 Mason	31	10	2	19			32.3	6.5	61.3		
54 Mecosta	50	11	7	30	2		22.0	14.0	60.0	4.0	
55 Menominee	10	3	3	4			30.0	30.0	40.0		
56 Midland	125	24	11	58	31	1	19.2	8.8	46.4	24.8	.8
57 Missaukee	9	5		4			55.6		44.4		
58 Monroe	161	40	21	93	7		24.8	13.0	57.8	4.3	
59 Montcalm	67	22	6	34	4	1	32.8	9.0	50.7	6.0	1.5
60 Montmorency	13	1	4	4	4		7.7	30.8	30.8	30.8	
61 Muskegon	369	156	41	154	18		42.3	11.1	41.7	4.9	
62 Newaygo	37	12	5	20			32.4	13.5	54.1		
64 Oceana	22	2	3	14	3		9.1	13.6	63.6	13.6	
65 Ogemaw	22	8	4	10			36.4	18.2	45.5		
66 Ontonagon	1	1					100.0				
67 Osceola	12	3	1	8			25.0	8.3	66.7		
68 Oscoda	9	3	2	4			33.3	22.2	44.4		
69 Otsego	30	12	3	8	7		40.0	10.0	26.7	23.3	
70 Ottawa	199	38	45	59	51	6	19.1	22.6	29.6	25.6	3.0
71 Presque Isle	13	3	2	6	2		23.1	15.4	46.2	15.4	
72 Roscommon	26	11	4	9	2		42.3	15.4	34.6	7.7	
73 Saginaw	416	156	67	101	88	4	37.5	16.1	24.3	21.2	1.0
74 St. Clair	253	79	70	91	11	2	31.2	27.7	36.0	4.3	.8
75 St. Joseph	106	26	41	39			24.5	38.7	36.8		
76 Sanilac	24	4	4	16			16.7	16.7	66.7		
77 Schoolcraft	14		4	9	1			28.6	64.3	7.1	
78 Shiawassee	53	16	1	28	8		30.2	1.9	52.8	15.1	
79 Tuscola	96	25	13	44	14		26.0	13.5	45.8	14.6	
80 Van Buren	93	30	27	29	7		32.3	29.0	31.2	7.5	
83 Wexford	41	13	7	21			31.7	17.1	51.2		

¹ Includes HYTA Prison

² Includes Delayed and Suspended Sentences, HYTA Probation, and SAI Probation.

³ Includes Restitution, Fines, Costs, Community Service and DHS sentences.

SOURCE: OMNI Court Disposition Extracts

A2

2008 Criminal Court Dispositions by Offense and Type of Disposition – All Offenses

Page 1 of 34

Compiled Laws	Offense	Max. Penalty
GRAND TOTAL		
%		
VIOLATIONS		
ATTEMPTS		
28.2143-A	Lein Info. - Unauthorized Disclosure - 93 Days Misdemeanor	MISD ATTEMPTS
28.243A	Fingerprinting - Refusal	MISD ATTEMPTS
28.2931	State ID Card - False Application	5 ATTEMPTS
28.2951A-A	State ID Card - Alter/Forge/Use to Commit Felony	10 ATTEMPTS
28.425K2A	Weapons - Pistols, Carrying Concealed While Under the Influence	MISD ATTEMPTS
28.425K2B	Weapons/Pistols - Carry Conceal, Blood Alcohol Content >.08 - <.10 Grams	MISD ATTEMPTS
28.5953-A	State ID Card - Counterfeit/Forged, Possession	MISD ATTEMPTS
28.729	Sex Offender - Fail to Register	4 ATTEMPTS
28.7291A	Sex Offender - Fail to Register	4 ATTEMPTS
28.7291B	Sex Offender - Fail to Register, 2nd Offense	7 ATTEMPTS
28.7291C	Sex Offender - Fail to Register, 3rd Offense	10 ATTEMPTS
28.7292	Sex Offenders - Failure to Comply w/ Duties	MISD ATTEMPTS
28.7292C	Sex Offender - Fail to Report, 3rd Offense	4 ATTEMPTS
28.7294	Sex Offenders - Refusing/Failing to Pay Registration Fee	MISD ATTEMPTS
28.729B	Sex Offenders - Failure to Comply w/ Reporting Duties - 2nd Offense	MISD ATTEMPTS
28.7352A	Student Safety Zone - Residency Violation	MISD ATTEMPTS
28.7541	False Report of Child Abduction	4 ATTEMPTS
55.3019	Notary Public - General Violations	MISD ATTEMPTS
125.14471C1	Housing - MSHDA - False Pretenses, \$1K - <\$20K	5 ATTEMPTS
168.9311M	Election Law - Failure to Perform Duty	MISD ATTEMPTS
168.932F	Election Law - Possess Absentee Ballot	5 ATTEMPTS
168.932H	Election Law - Attempt to Influence Absent Voter	5 ATTEMPTS
205.271A	Taxes - Fail to File/False Return	5 ATTEMPTS
205.271B	Taxes - Aid & Abet Tax Evasion File False Returns	5 ATTEMPTS

DISPOSITIONS					
Total	Prison ¹	Jail	Jail/ Probation ²	Probation ²	Other ³
84,156	19,626 23%	16,762 20%	25,174 30%	21,782 26%	812 1%
75,369	18,931	14,917	22,622	18,192	707
8,787	695	1,845	2,552	3,590	105
3		3			
8		5	2	1	
8		2	2	4	
1				1	
6	3		1	2	
2			1	1	
2		1		1	
1		1			
536	104	195	141	84	12
142	3	55	32	45	7
3	2	1			
3	1	1	1		
44	16	11	12	5	
7	3	3	1		
42	1	24	8	8	1
1		1			
25	1	11	11	1	1
4	1	2			1
1				1	
12		5	5	2	
7		3	3	1	
1			1		
2				2	
1		1			
1		1			
3	3				
1	1				
8	4		1	3	
1			1		

NOTE: Be sure to check for related offense codes when examining a particular type of crime. They may or may not be in sequential order or even on the same page. Offenders may have multiple dispositions.

A2

2008 Criminal Court Dispositions by Offense and Type of Disposition – All Offenses

Page 2 of 34

			DISPOSITIONS					
Compiled Laws	Offense	Max. Penalty	Total	Prison ¹	Jail	Jail/ Probation ²	Probation ²	Other ³
GRAND TOTAL			84,156	19,626	16,762	25,174	21,782	812
%				23%	20%	30%	26%	1%
VIOLATIONS			75,369	18,931	14,917	22,622	18,192	707
ATTEMPTS			8,787	695	1,845	2,552	3,590	105
205.271C	Taxes - Make/Permit False Returns	5	2				2	
ATTEMPTS								
205.4282	Tobacco Products Tax Act	5	13		1	3	9	
Violation Felony			7				6	1
ATTEMPTS								
205.4282-A	Tobacco Products Tax Act Violations	5	1				1	
Sell w/o Tax Stamp			1				1	
ATTEMPTS								
205.4283	Tobacco Products Tax Act Violations	1	2				2	
Misdemeanor			1				1	
ATTEMPTS								
205.4284	Tobacco Products Tax Act Violations	MISD	2				1	1
ATTEMPTS								
205.4286	Tobacco Products Tax Act	10	1		1			
Unauthorized Tax Stamps								
ATTEMPTS								
205.53	Taxes - Sales/Doing Business w/o	MISD	1		1			
License								
ATTEMPTS								
257.1306	Motor Vehicle Repair Facility - No	MISD	1				1	
Registration								
ATTEMPTS								
257.215	Operating - Unregistered Vehicle	MISD	8		5	1		2
ATTEMPTS								
257.233	Temporary Registration Plate	MISD	1		1			
Violations								
ATTEMPTS								
257.233A6	Motor Vehicles - Odometer	5	1				1	
Tampering								
ATTEMPTS								
257.239	Motor Vehicles - Fail to Endorse/ Deliver to Transferee	MISD	2			1	1	
ATTEMPTS								
257.254	Motor Vehicle Code - Intent to	10	51	11	3	16	20	1
Pass False Title			5	1			4	
ATTEMPTS								
257.2551	License Plates - Expired/None	MISD	1		1			
ATTEMPTS								
257.256	License Plate/Registration/Title	MISD	74		45	11	9	9
Unlawful Use			1				1	
ATTEMPTS								
257.257	License Documents/Plates -	5	78	2	17	22	37	
Forgery			39	1	13	6	17	2
ATTEMPTS								
257.2572	License Documents/Plates -	7	1			1		
Forgery - 2nd Offense			1		1			
ATTEMPTS								
257.301	Operating - No/Multiple Licenses	MISD	42		28	11	2	1
ATTEMPTS								
257.31010	Driver's License - Forged, Possession	MISD	5		2		3	
ATTEMPTS								
257.3107A	Driver's License - Forge w/ Intent to Commit Crime Max 10 Yrs+	10	5	2		1	2	
ATTEMPTS								
257.3107B	Driver's License - Forge w/ Intent to Commit Crime Max 6mos-<10 yrs	5	7	2	1	2	2	
ATTEMPTS								
257.3107C	Driver's License - Forgery w/ Intent to Commit Crime - 1 Year	MISD	1		1			
ATTEMPTS								
257.3109	Driver's License - Forged, Possession of 2 or More	5	6	1	1	1	3	
ATTEMPTS			4				4	
257.311	Operate w/o License	MISD	40		24	7	6	3
ATTEMPTS								

NOTE: Be sure to check for related offense codes when examining a particular type of crime. They may or may not be in sequential order or even on the same page. Offenders may have multiple dispositions.

A2

2008 Criminal Court Dispositions by Offense and Type of Disposition – All Offenses

Page 3 of 34

			DISPOSITIONS					
Compiled Laws	Offense	Max. Penalty	Total	Prison ¹	Jail	Jail/ Probation ²	Probation ²	Other ³
GRAND TOTAL			84,156	19,626	16,762	25,174	21,782	812
%				23%	20%	30%	26%	1%
VIOLATIONS			75,369	18,931	14,917	22,622	18,192	707
ATTEMPTS			8,787	695	1,845	2,552	3,590	105
257.312	Operate w/Restricted License	MISD	44		26	12	3	3
		ATTEMPTS						
257.312A	Operating - Motorcycles/Mopeds w/o Indorsement	MISD	5		2		3	
		ATTEMPTS						
257.324	Operate w/Forged/Altered License/False ID	MISD	77	1	52	9	13	2
		ATTEMPTS	2		1	1		
257.325	Motor Vehicle - Allowing Unlicensed Minor to Operate	MISD	1		1			
		ATTEMPTS						
257.3291	Insurance Certificates - Possess/Sale of Stolen/Counterfeit	5	23	4	2	3	14	
		ATTEMPTS	8		1		7	
257.602	Police Officer - Refuse to Obey Traffic Order	MISD	14		6	3	3	2
		ATTEMPTS						
257.602A	Police Officer - Flee (Vehicle Code)	15	2		1		1	
		ATTEMPTS						
257.602A2	Police Officer - Flee - 4th Degree (Vehicle Code)	2	408	59	111	156	77	5
		ATTEMPTS	51	1	13	15	20	2
257.602A3	Police Officer - Flee - 3rd Degree (Vehicle Code)	4	2	1			1	
		ATTEMPTS						
257.602A3-A	Police Officer - Flee - 3rd Degree (Vehicle Code)	5	867	270	141	224	226	6
		ATTEMPTS	47	5	10	11	20	1
257.602A4-A	Police Officer - Flee - 2nd Degree (Vehicle Code)	10	63	36	9	9	9	
		ATTEMPTS	5	3	1		1	
257.602A5	Police Officer - Flee - 1st Degree (Vehicle Code)	15	1	1				
		ATTEMPTS						
257.617	Fail to Stop at Accident - Serious Impairment/Death	5	42	22	5	7	7	1
		ATTEMPTS						
257.6173	Fail to Stop at Accident - At Fault Death Result	15	6	5		1		
		ATTEMPTS						
257.617A	Fail to Stop at Personal Injury Accident	1	27	1	9	13	3	1
		ATTEMPTS						
257.618	Fail to Stop at Property Damage Accident (Attended Vehicle)	MISD	39		26	8	5	
		ATTEMPTS	1		1			
257.620	Fail to Stop after Collision	MISD	51		26	14	10	1
		ATTEMPTS	1		1			
257.621	Failure to Report Accident to Fixtures	MISD	6		3	2		1
		ATTEMPTS						
257.622	Fail to Report Accident	MISD	13		7	4	1	1
		ATTEMPTS						
257.624A	Alcohol - Open Container in Vehicle	MISD	145		90	29	19	7
		ATTEMPTS						
257.624B1	Alcohol - Possession By Minor in Motor Vehicle	MISD	9		3	1	5	
		ATTEMPTS						
257.625	Operating Vehicle Intoxicated	15	9		2	3	4	
		ATTEMPTS						
257.6251	Operating Vehicle Intoxicated	15	9	2		3	4	
		ATTEMPTS						
257.6251-A	Operating Vehicle Intoxicated	MISD	445	4	194	121	115	11
		ATTEMPTS	7			1	6	

NOTE: Be sure to check for related offense codes when examining a particular type of crime. They may or may not be in sequential order or even on the same page. Offenders may have multiple dispositions.

A2

2008 Criminal Court Dispositions by Offense and Type of Disposition – All Offenses

Page 4 of 34

			DISPOSITIONS					
Compiled Laws	Offense	Max. Penalty	Total	Prison ¹	Jail	Jail/ Probation ²	Probation ²	Other ³
GRAND TOTAL			84,156	19,626	16,762	25,174	21,782	812
%				23%	20%	30%	26%	1%
VIOLATIONS			75,369	18,931	14,917	22,622	18,192	707
ATTEMPTS			8,787	695	1,845	2,552	3,590	105
257.62510	Operating Vehicle Intoxicated, Minor w/ any BAC - 2nd+ Offense	5 ATTEMPTS	1		1			
257.62510B	Operating Vehicle Intoxicated - 2nd Offense	1 ATTEMPTS	17		5	10	2	
257.62510C	Operating Vehicle Intoxicated - 3rd Offense	1 ATTEMPTS	36	2	4	26	4	
257.6253A	Operate - Impaired	MISD ATTEMPTS	127		54	27	29	17
257.6254	Operating Vehicle Intoxicated, Causing Death	15 ATTEMPTS	2		1			1
257.6254A	Operating Vehicle Intoxicated, Causing Death	15 ATTEMPTS	67	60		5	2	
257.6254A	Operating Vehicle Intoxicated, Causing Death	15 ATTEMPTS	3	3				
257.6254B	Operating Vehicle Intoxicated, Causing Death to Emergency Person	20 ATTEMPTS	3	3				
257.6254B	Operating Vehicle Intoxicated, Causing Death to Emergency Person	20 ATTEMPTS	1	1				
257.6255-A	Operating Vehicle Intoxicated, Causing Serious Injury	5 ATTEMPTS	142	51	3	65	23	
257.6255-A	Operating Vehicle Intoxicated, Causing Serious Injury	5 ATTEMPTS	5		1	4		
257.6256	Operating Vehicle Intoxicated, Impaired - 3rd Felony	5 ATTEMPTS	3		2	1		
257.6256-A	Minor Operating Vehicle, w/ Any Blood Alcohol Content	MISD ATTEMPTS	19		3	4	6	6
257.6256B	Operating Vehicle Intoxicated, Contr. Sub. - 2nd Offense	1 ATTEMPTS	275		94	129	47	5
257.6256B	Operating Vehicle Intoxicated, Contr. Sub. - 2nd Offense	1 ATTEMPTS	1				1	
257.6256D	Operating Vehicle Intoxicated, Contr. Sub. - 3rd Offense	5 ATTEMPTS	3,884	716	338	2,554	273	3
257.6257A1	Operating Vehicle Intoxicated, w/ Occupant <16	1 ATTEMPTS	33		9	15	9	
257.6257A1	Operating Vehicle Intoxicated, w/ Occupant <16	1 ATTEMPTS	1				1	
257.6257A2	Operating Vehicle Intoxicated, w/ Occupant <16 - 2nd+ Offense	5 ATTEMPTS	110	14	15	67	13	1
257.6257A2	Operating Vehicle Intoxicated, w/ Occupant <16 - 2nd+ Offense	5 ATTEMPTS	2			2		
257.6258	Operating Vehicle, w/ Presence of Controlled Substance	MISD ATTEMPTS	67		37	14	15	1
257.6258	Operating Vehicle, w/ Presence of Controlled Substance	MISD ATTEMPTS	1		1			
257.625B	OUIL	5 ATTEMPTS	24		5	8	8	3
257.625B	OUIL	5 ATTEMPTS						
257.625M5	Commercial Vehicle - OWI - 3rd Offense	5 ATTEMPTS	1			1		
257.626	Driving - Reckless	MISD ATTEMPTS	72	1	26	21	16	8
257.626A	Operating - Drag Racing	MISD ATTEMPTS	2		1		1	
257.626A	Operating - Drag Racing	MISD ATTEMPTS						
257.626C	Driving - Felonious	2 ATTEMPTS	32	6	5	17	4	
257.626C	Driving - Felonious	2 ATTEMPTS	2		1		1	
257.653A2	Passing EMS - Misd.	MISD ATTEMPTS	2		2			
257.653A2	Passing EMS - Misd.	MISD ATTEMPTS						
257.675	Motor Vehicles - Disabled Persons Violation	MISD ATTEMPTS	1			1		
257.675	Motor Vehicles - Disabled Persons Violation	MISD ATTEMPTS						
257.903	Motor Vehicle Code, False Certification	5 ATTEMPTS	25	2	6	8	9	
257.903	Motor Vehicle Code, False Certification	5 ATTEMPTS	3		1		2	
257.904	Operate - License Suspended/Revoked/ Denied	15 ATTEMPTS	10		8	1	1	

NOTE: Be sure to check for related offense codes when examining a particular type of crime. They may or may not be in sequential order or even on the same page. Offenders may have multiple dispositions.

A2

2008 Criminal Court Dispositions by Offense and Type of Disposition – All Offenses

Page 5 of 34

			DISPOSITIONS					
Compiled Laws	Offense	Max. Penalty	Total	Prison ¹	Jail	Jail/ Probation ²	Probation ²	Other ³
GRAND TOTAL			84,156	19,626	16,762	25,174	21,782	812
%				23%	20%	30%	26%	1%
VIOLATIONS			75,369	18,931	14,917	22,622	18,192	707
ATTEMPTS			8,787	695	1,845	2,552	3,590	105
257.9041B	Operate - Allow Suspended/Revoked/ Denied to Operate	MISD ATTEMPTS	707 3	5	406 1	147	123 2	26
257.9041C	Operate - Allow Suspended/Revoked/ Denied to Operate - 2nd+ Offense	1 ATTEMPTS	800 2	8	526 1	162	80 1	24
257.9042-A	Motor Vehicles - Allowing Suspended Person to Operate	MISD ATTEMPTS	1		1			
257.9044	Operate - License Susp./Rev./Denied, Causing Death	15 ATTEMPTS	14	9		2	3	
257.9045	Operate - License Susp./Rev./Denied, Causing Serious Injury	5 ATTEMPTS	24	11	2	7	4	
257.9047-B	Allow Suspended Person to Operate Vehicle, Causing Death	5 ATTEMPTS	1			1		
257.904A	Operating - No License for 3 Years	MISD ATTEMPTS	2		2			
257.904A-B	Operating - No License for 3 Years - 2nd Offense	MISD ATTEMPTS	1		1			
287.262-B	Dog - Stray	MISD ATTEMPTS	1		1			
287.270	Dog - Kennel/Facility Violations	MISD ATTEMPTS	1			1		
287.3231	Dangerous Animal, Causing Death	15 ATTEMPTS	2	2				
324.1608	Resist/Obstruct Conservation Officers	2 ATTEMPTS	3		1	2		
324.20139	Hazardous Subs., Knowingly Release/ False Statement [Endanger]	2 ATTEMPTS	1	1				
324.401181	Wildlife Conservation Part - General Violations	MISD ATTEMPTS	2		1		1	
324.401182	Wildlife Conservation Part - Taking Game (Expt Deer, Bear, Turkey, Moose, Elk)	MISD ATTEMPTS	1		1			
324.401183	Wildlife Conservation Part - Taking Deer/Bear/Turkeys	MISD ATTEMPTS	3		3			
324.435585	Hunt/Fish License Part-Hunt/Possess Game Ineligible for License	MISD ATTEMPTS	1		1			
324.515031	Forest Fires - No Buring Permit	MISD ATTEMPTS	2				2	
324.731021	Trespass, Recreational Trespass Law	MISD ATTEMPTS	1		1			
324.80134A2	Marine Safety, Injury/Death - Fail to Stop at Scene	5 ATTEMPTS	1			1		
324.80172	Marine Safety, Negligence Cause Injury/Death	2 ATTEMPTS	2			2		
324.80173	Marine Safety, Felonious Operation	2 ATTEMPTS	1				1	
324.801761	Marine Safety, OUIL Per Se	MISD ATTEMPTS	1			1		
324.81133A	ORV - Operate at Unreasonable Speed	MISD ATTEMPTS	1			1		

NOTE: Be sure to check for related offense codes when examining a particular type of crime. They may or may not be in sequential order or even on the same page. Offenders may have multiple dispositions.

A2

2008 Criminal Court Dispositions by Offense and Type of Disposition – All Offenses

Page 6 of 34

			DISPOSITIONS					
Compiled Laws	Offense	Max. Penalty	Total	Prison ¹	Jail	Jail/ Probation ²	Probation ²	Other ³
GRAND TOTAL			84,156	19,626	16,762	25,174	21,782	812
%				23%	20%	30%	26%	1%
VIOLATIONS			75,369	18,931	14,917	22,622	18,192	707
ATTEMPTS			8,787	695	1,845	2,552	3,590	105
324.81134	ORV - OUIL	5	1		1			
		ATTEMPTS						
324.811345	ORV - OUIL - 2nd Offense	MISD	2			1	1	
		ATTEMPTS						
324.81140A2A	ORV - Operate, License Suspended/ Revoked	MISD	1			1		
		ATTEMPTS						
324.811461	ORV - Operate, Fleeing and Eluding	MISD	1		1			
		ATTEMPTS						
324.82119	Snowmobiles - Operation on Highway	MISD	1		1			
		ATTEMPTS						
324.821582	Snowmobiles - Flee and Elude	MISD	3		2	1		
		ATTEMPTS						
328.2321	Funeral Contracts - Conversion	5	2			2		
		ATTEMPTS						
333.16294	Health Profession - Unauthorized Practice Felony	4	2			1	1	
		ATTEMPTS						
333.17766A2-A	Contr. Sub. - Steroids, Possess - 2nd Offense	4	2		2			
		ATTEMPTS						
333.17766B	Contr. Sub. - Drugs, Obtain by False Representation	MISD	1		1			
		ATTEMPTS						
333.17766C	Contr. Sub. - Drugs, Falsely Make/Utter/ Publish/Pass/Alter/Forge Rx	2	1				1	
		ATTEMPTS						
333.17766C1	Contr. Sub. - Ephedrine/Pseudoephedrine Posses >12 grams	2	11	2	4	4	1	
		ATTEMPTS	1		1			
333.17766D	Contr. Sub. - Drugs, Knowingly Posses False/Forged/Altered Rx	MISD	5		2	3		
		ATTEMPTS						
333.17766E	Contr. Sub. - Drugs, Knowingly Attempts to Possess False/Forged/Altered Rx	MISD	6		5		1	
		ATTEMPTS						
333.17766F	Contr. Sub. - Drugs, Possess/Control Rx for Purpose of Resale/Dispensory	MISD	3		3			
		ATTEMPTS						
333.5210	AIDS - Sexual Penetration w/ Uninformed Partner	4	1				1	
		ATTEMPTS	1		1			
333.73022	Controlled Substances - Drugs, Label Alteration/Defacement	MISD	3			2	1	
		ATTEMPTS						
333.73413	Contr. Sub. - Imitation Mfg/ Distribution	2	129	17	62	29	20	1
		ATTEMPTS	2				2	
333.7401	Contr. Sub. - Delivery/Manufacture	LIFE	1		1			
		ATTEMPTS						
333.74012A	Contr. Sub. - Del/Mfg (Narcotic or Cocaine)	LIFE	1		1			
		ATTEMPTS						
333.74012A1	Contr. Sub. - Del/Mfg 1,000+ Grams (Narc. or Cocaine)	LIFE	17	14		1	2	
		ATTEMPTS						
333.74012A2	Contr. Sub. - Del/Mfg 450 - 999 Grams (Narc. or Cocaine)	30	6	6				
		ATTEMPTS						
333.74012A3	Contr. Sub. - Del/Mfg 50 - 449 Grams (Narc. or Cocaine)	20	199	165	5	16	13	
		ATTEMPTS	3	1			2	
333.74012A4	Contr. Sub. - Del/Mfg Under 50 Grams (Narc. or Cocaine)	20	2,992	819	607	865	696	5
		ATTEMPTS	766	54	119	157	436	

NOTE: Be sure to check for related offense codes when examining a particular type of crime. They may or may not be in sequential order or even on the same page. Offenders may have multiple dispositions.

A2

2008 Criminal Court Dispositions by Offense and Type of Disposition – All Offenses

Page 7 of 34

Compiled Laws	Offense	Max. Penalty
	GRAND TOTAL	
	%	
	VIOLATIONS	
	ATTEMPTS	
333.74012B	Contr. Sub. - Del/Mfg (Sched. 1-3), Meth/Ecstasy	20 ATTEMPTS
333.74012B-A	Contr. Sub. - Del/Mfg (Sched. 1-3), Except Marijuana	7 ATTEMPTS
333.74012B-B	Contr. Sub. - Del/Mfg (Subs added Sched. 1-3 by Rule)	7 ATTEMPTS
333.74012B1	Contr. Sub. - Del/Mfg Meth/Ecstasy	20 ATTEMPTS
333.74012C	Contr. Sub. - Del/Mfg (Sched. 4, or Added by Rule)	4 ATTEMPTS
333.74012C-A	Contr. Sub. - Del/Mfg (Sched. 4)	4 ATTEMPTS
333.74012C-B	Contr. Sub. - Del/Mfg (Added to Sched. 4 by Board Rule)	4 ATTEMPTS
333.74012D	Contr. Sub. - Del/Mfg (Sched. 5)	2 ATTEMPTS
333.74012D1	Contr. Sub. - Del/Mfg 45 or More Kilograms Marijuana	15 ATTEMPTS
333.74012D2	Contr. Sub. - Del/Mfg 5 to <45 Kilograms Marijuana	7 ATTEMPTS
333.74012D3	Contr. Sub. - Del/Mfg Marijuana	4 ATTEMPTS
333.74012F	Prescription Forms - Del/Mfg/ Intent	7 ATTEMPTS
333.7401C2A	Contr. Sub. - Operate/Maintain Lab	10 ATTEMPTS
333.7401C2B	Contr. Sub. - Operate/Maintain Lab Near Minor	20 ATTEMPTS
333.7401C2C	Contr. Sub. - Operate/Maintain Lab Involving Hazardous Waste	20 ATTEMPTS
333.7401C2D	Contr. Sub. - Operate/Maintain Lab Near Specified Places	20 ATTEMPTS
333.7401C2E	Contr. Sub. - Operate/Maintain Lab Involving Firearm	25 ATTEMPTS
333.7401C2F	Contr. Sub. - Operate/Maintain Lab Involving Meth	20 ATTEMPTS
333.74022A	Contr. Sub. - Create/Del./Intent Counterfeit (Narcotic)	10 ATTEMPTS
333.74022B	Contr. Sub. - Create/Del./Intent Counterfeit (Sched. 1-3)	5 ATTEMPTS
333.74022D	Contr. Sub. - Create/Del./Counterfeit Sub. (Sched. 5)	2 ATTEMPTS
333.74022E	Contr. Sub. - Create/Deliver Analogue	15 ATTEMPTS
333.7403	Contr. Sub. - Possess Marijuana	LIFE ATTEMPTS
333.74032A	Contr. Sub. - Possess	LIFE ATTEMPTS

DISPOSITIONS					
Total	Prison ¹	Jail	Jail/ Probation ²	Probation ²	Other ³
84,156	19,626 23%	16,762 20%	25,174 30%	21,782 26%	812 1%
75,369	18,931	14,917	22,622	18,192	707
8,787	695	1,845	2,552	3,590	105
2				2	
294	49	28	135	81	1
39	1	9	13	16	
8	4	2	1	1	
1				1	
236	127	6	49	54	
30	5	4	8	13	
4			2	2	
1		1			
79	10	15	35	19	
2			1	1	
14	1	1	3	9	
6	1	2	2	1	
4				4	
32	14	7	2	9	
2			1	1	
137	2	28	66	40	1
7			3	4	
3,255	306	555	1,246	1,132	16
507	8	65	142	289	3
22	3	5	9	5	
33	10	8	13	2	
4	1	1	2		
3	2			1	
10	9		1		
1			1		
19	17	1	1		
2	2				
161	104	15	33	9	
8	2	2	4		
4	1		1	2	
2				2	
1			1		
7	1		5	1	
1			1		
12	2		6	4	
1		1			
1			1		
3		1	1	1	
1		1			

NOTE: Be sure to check for related offense codes when examining a particular type of crime. They may or may not be in sequential order or even on the same page. Offenders may have multiple dispositions.

A2

2008 Criminal Court Dispositions by Offense and Type of Disposition – All Offenses

Page 8 of 34

Compiled Laws	Offense	Max. Penalty
GRAND TOTAL		
%		
VIOLATIONS		
ATTEMPTS		
333.74032A1	Contr. Sub. - Possess 1,000+ Grams (Narcotic)	LIFE ATTEMPTS
333.74032A2	Contr. Sub. - Possess 450 - 999 Grams (Narcotic)	30 ATTEMPTS
333.74032A3	Contr. Sub. - Possess 50 - 449 Grams (Narcotic)	20 ATTEMPTS
333.74032A4	Contr. Sub. - Possess 25 - 49 Grams (Narcotic)	4 ATTEMPTS
333.74032A5	Contr. Sub. - Possess <25 Grams (Narcotic)	4 ATTEMPTS
333.74032B	Contr. Sub. - Possess Analogues/Sched. 1-4	2 ATTEMPTS
333.74032B-A	Contr. Sub. - Possess Analogues/Sched. 1-4	2 ATTEMPTS
333.74032B-B	Contr. Sub. - Possess Analogues/Sched. 1-4	2 ATTEMPTS
333.74032B1	Contr. Sub. - Possess Methamphetamine	10 ATTEMPTS
333.74032C-A	Contr. Sub. - Possess Sched. 5	1 ATTEMPTS
333.74032D	Contr. Sub. - Possess Marijuana	1 ATTEMPTS
333.74032E	Prescription Forms - Possession	MISD ATTEMPTS
333.74032F	Prescription Forms - Possession	MISD ATTEMPTS
333.74042	Controlled Substance - Possession	MISD ATTEMPTS
333.74042A	Contr. Sub. - Use (Narcotic/Cocaine/Meth/Ecstasy)	1 ATTEMPTS
333.74042B	Contr. Sub. - Use	1 ATTEMPTS
333.74042C	Contr. Sub. - Use, Sched. 5 or LSD, Etc.	MISD ATTEMPTS
333.74042D	Contr. Sub. - Use of Marijuana	MISD ATTEMPTS
333.7405A	Contr. Sub. - Licensee, Prescription Violations	2 ATTEMPTS
333.7405D	Contr. Sub. - Maintain Drug House	2 ATTEMPTS
333.7405E	Contr. Sub. - Maintain Drug House	2 ATTEMPTS
333.74071B	Contr. Sub. - Use Fictitious License Number	4 ATTEMPTS
333.74071C	Contr. Sub. - Obtain by Fraud	4 ATTEMPTS
333.74071G	Contr. Sub. - Counterfeit Prescription Form	4 ATTEMPTS

DISPOSITIONS					
Total	Prison ¹	Jail	Jail/ Probation ²	Probation ²	Other ³
84,156	19,626 23%	16,762 20%	25,174 30%	21,782 26%	812 1%
75,369	18,931	14,917	22,622	18,192	707
8,787	695	1,845	2,552	3,590	105
3	2		1		
3	3				
19	13		3	3	
47	4	4	13	26	
3		1		2	
5,881	464	1,701	1,736	1,932	48
423	8	91	88	235	1
5		1		4	
2			1	1	
1,255	48	232	425	535	15
41		15	4	20	2
36	4	7	9	16	
3		1		2	
589	71	136	226	154	2
74	4	10	28	32	
11	1	5	3	2	
2,098	40	768	627	615	48
10		2	4	3	1
1			1		
4			2	2	
2				2	
199		79	47	65	8
1			1		
182		26	40	113	3
1				1	
22		8	9	4	1
1			1		
872	51	201	355	257	8
43		9	10	23	1
4		1		3	
1		1			
271	38	56	84	92	1
91	1	23	33	34	
10	1	2	4	3	
2	1	1			

NOTE: Be sure to check for related offense codes when examining a particular type of crime. They may or may not be in sequential order or even on the same page. Offenders may have multiple dispositions.

A2

2008 Criminal Court Dispositions by Offense and Type of Disposition – All Offenses

Page 9 of 34

			DISPOSITIONS					
Compiled Laws	Offense	Max. Penalty	Total	Prison ¹	Jail	Jail/ Probation ²	Probation ²	Other ³
GRAND TOTAL			84,156	19,626	16,762	25,174	21,782	812
%				23%	20%	30%	26%	1%
VIOLATIONS			75,369	18,931	14,917	22,622	18,192	707
ATTEMPTS			8,787	695	1,845	2,552	3,590	105
333.7407A-A	Contr. Sub. - Induce Person to Commit Felony	LIFE ATTEMPTS	2		1	1		
333.7407A1-A	Contr. Sub. - Attempt Felony	LIFE ATTEMPTS	19	1	6	9	3	
333.7407A1(B)	Controlled Substance - Fraud	4 ATTEMPTS	8		1	7		
333.7407AA	Contr. Sub. - Inducing Person to Violate - Life Felony	VAR ATTEMPTS	1		1			
333.74101-A	Contr. Sub. - Deliver to Minor <50 Grams (Narcotic/Cocaine)	40 ATTEMPTS	2		1		1	
333.74101-B	Contr. Sub. - Deliver to Minor (Sched. 1-3, Except Marij./Coc.)	14 ATTEMPTS	3	2			1	
333.74101-D	Contr. Sub. - Delivery to Minor, Sched. 4 and Marijuana	8 ATTEMPTS	1			1		
333.74102	Contr. Sub. - Distribution w/o Remuneration (Marijuana)	60 ATTEMPTS	7	1	2	2	2	
333.74102-A	Contr. Sub. - Deliver <50 Grams, School Prop. (Narc/Cocaine)	60 ATTEMPTS	1			1		
333.74103	Contr. Sub. - Intent Deliver <50 Grams, School Prop (Narc.)	40 ATTEMPTS	5		1	2	1	1
333.74104-A	Contr. Sub. - Possess on School/Library Prop. (Narc./Coc.) <25 Grams	8 ATTEMPTS	10	8	1		1	
333.74104-B	Contr. Sub. - Possess on School/Library Property (Sched.1-4)	4 ATTEMPTS	6	5		1		
333.74104-D	Contr. Sub. - Possess Marijuana, on School/Library Property	2 ATTEMPTS	1				1	
333.7410A	Contr. Sub. - Deliver/Possess in Park	2 ATTEMPTS	7	3	1	2	1	
333.74132	Contr. Sub. - 2nd+ Offense - Double Penalty	VAR ATTEMPTS	1			7	2	
333.7416	Contr. Sub. - Induce Minor to Felony	LIFE ATTEMPTS	9					
333.7454	Contr. Sub. - Sale of Paraphernalia	MISD ATTEMPTS	31		8	12	11	
335.07	Marihuana, Possession	MISD ATTEMPTS	2		2			
338.1072	Security Guards - False Advertising	MISD ATTEMPTS	7	1	1	4	1	
338.1082	Private Security Business & Security Alarm Act	MISD ATTEMPTS	1	1				
338.1516	Residential Builders Act, Violation	2 ATTEMPTS	1					1
339.6013	Occupational Code - Performing Occupation w/o License - 1st Offense	MISD ATTEMPTS	1		1			
339.6016A	Unlicensed Residential Builder	1 ATTEMPTS	10		1	6	2	1
380.1561	Fail to send child (6 to 16) to public school	MISD ATTEMPTS	1				1	
			1		1			

NOTE: Be sure to check for related offense codes when examining a particular type of crime. They may or may not be in sequential order or even on the same page. Offenders may have multiple dispositions.

A2

2008 Criminal Court Dispositions by Offense and Type of Disposition – All Offenses

Page 10 of 34

				DISPOSITIONS					
Compiled Laws	Offense	Max. Penalty		Total	Prison ¹	Jail	Jail/ Probation ²	Probation ²	Other ³
		GRAND TOTAL		84,156	19,626	16,762	25,174	21,782	812
		%			23%	20%	30%	26%	1%
		VIOLATIONS		75,369	18,931	14,917	22,622	18,192	707
		ATTEMPTS		8,787	695	1,845	2,552	3,590	105
400.601-A	Fraud - Welfare, \$500 or Less	4	ATTEMPTS	10		3		6	1
400.601-B	Fraud - Welfare, Over \$500	4	ATTEMPTS	67	5	8	22	32	
				22		1	4	17	
400.602	Fraud - Welfare, Failure to Inform	4	ATTEMPTS	1		1			
				1			1		
400.602-A	Fraud - Welfare, Failure to Inform, \$500 or Less	MISD	ATTEMPTS	8		3		4	1
400.602-B	Fraud - Welfare, Failure to Inform, Over \$500	4	ATTEMPTS	240	2	6	26	202	4
				33		4	11	17	1
400.6031	Medicaid Fraud - False Statement in Benefit Application	4	ATTEMPTS	1				1	
400.6071	Medicaid Fraud - False Claim	4	ATTEMPTS	3			2	1	
432.2181	Gambling Operations - Felony Violations	10	ATTEMPTS	4			1	3	
				1				1	
432.2182	Gambling Activities - Felony Violations	10	ATTEMPTS	5	1			4	
				13	2			11	
432.30	Lottery - Forge/Counterfeit Ticket	5	ATTEMPTS	1				1	
				1		1			
436.16131	Alcohol - Furnishing Place for Consideration (1 Yr Felony)	MISD	ATTEMPTS	3			3		
436.17011-A	Alcohol - Sell/Furnish to Minor	MISD	ATTEMPTS	12		8	3	1	
436.17031A	Alcohol - Purchase/Consume/ Possess by Minor	MISD	ATTEMPTS	72		10	22	21	19
436.17031B	Alcohol - Purchase/Consume/ Possess by Minor - 2nd Offense	MISD	ATTEMPTS	2				1	1
436.17031C	Alcohol - Purchase/Consume/ Possess by Minor - 3rd+ Offense	MISD	ATTEMPTS	13		4	3	2	4
440.95016	File False/Fraudulent Financial Statement	5	ATTEMPTS	5			5		
445.401	Second Hand Dealer - No License	MISD	ATTEMPTS	1				1	
445.4083	Second Hand Dealer - Buy/Sell Stolen Utility Co. Scrap Metal	5	ATTEMPTS	3			1	2	
445.65	Identity Theft	5	ATTEMPTS	502	98	45	158	200	1
				34	1	11	6	16	
445.67	Identity Theft - Obtain/Possess/ Transfer ID w/Intent	5	ATTEMPTS	58	18	13	11	16	
				7	1	3	1	2	
445.86	Social Security Number Privacy Act, Violations	MISD	ATTEMPTS	1			1		
451.501	Blue Sky Laws - Fraudulent Schemes/ Statements	10	ATTEMPTS	2			2		
484.16052	Emergency 911 Service, Unauthorized	MISD	ATTEMPTS	2		2			
500.3101A	Motor Vehicle - Operating w/o Valid Insurance	MISD	ATTEMPTS	1				1	

NOTE: Be sure to check for related offense codes when examining a particular type of crime. They may or may not be in sequential order or even on the same page. Offenders may have multiple dispositions.

A2

2008 Criminal Court Dispositions by Offense and Type of Disposition – All Offenses

Page 11 of 34

			DISPOSITIONS					
Compiled Laws	Offense	Max. Penalty	Total	Prison ¹	Jail	Jail/ Probation ²	Probation ²	Other ³
		GRAND TOTAL	84,156	19,626	16,762	25,174	21,782	812
		%		23%	20%	30%	26%	1%
		VIOLATIONS	75,369	18,931	14,917	22,622	18,192	707
		ATTEMPTS	8,787	695	1,845	2,552	3,590	105
500.3102	Motor Vehicle - Operating w/o Security	MISD ATTEMPTS	28		14	9	2	3
500.45111	Insurance - Fraudulent Acts	4 ATTEMPTS	75	10	8	18	39	
500.45112	Insurance Fraud - Conspiracies	10 ATTEMPTS	12		3	4	5	
565.371	Real Property - Record Fraud Conveyance	3 ATTEMPTS	10	1	1	3	5	
570.111010A	Contractor - False Sworn Statements, Less than \$200	MISD ATTEMPTS	1				1	
570.111010B1	Contractor - False Sworn Statements, \$200 - <\$1K	MISD ATTEMPTS	1		1			1
570.111010C	Contractor - False Sworn Statements, \$1K - <\$20K	5 ATTEMPTS	2		2			
570.111010D1	Contractor - False Sworn Statements, \$20K or More	10 ATTEMPTS	5	2		3		
570.152	Contractor - Fraudulent Use of Building Contract Fund	3 ATTEMPTS	12	2	2	3	5	
600.1701	Contempt of Court	MISD ATTEMPTS	2			2		
722.151B	Children - Harboring Runaways	MISD ATTEMPTS	1				1	
722.6411	Tobacco - Furnish to Minor	MISD ATTEMPTS	2				2	
722.642	Tobacco - Possession/Use by Minor	MISD ATTEMPTS	4				4	
722.675	Distribute Obscene Matter to Children	2 ATTEMPTS	22	7	6	4	5	
750.10A	Sexually Delinquent Person	LIFE ATTEMPTS	13		3	2	8	
750.110	Breaking & Entering - Bldg. w/Intent	15 ATTEMPTS	1	1				
750.110-A	Breaking & Entering - Unoccupied Bldg. w/Intent	10 ATTEMPTS	2,087	746	277	694	366	4
750.110-B	Breaking & Entering - Occupied Bldg. w/Intent	15 ATTEMPTS	363	73	66	115	108	1
750.110A2	Home Invasion - 1st Degree	20 ATTEMPTS	2	2				
750.110A3	Home Invasion - 2nd Degree	15 ATTEMPTS	5	1	1	3		
750.110A4	Home Invasion - 3rd Degree	5 ATTEMPTS	1		1			
750.111	Breaking & Entering - Entry w/o Breaking, w/Intent	5 ATTEMPTS	601	397	16	82	100	6
750.115	Breaking & Entering - Illegal Entry w/o Owner's Permission/Denied	MISD ATTEMPTS	109	24	18	33	34	
750.115A	Illegal Entry (w/o Owners Permission)	MISD ATTEMPTS	1,752	739	140	519	349	5
			180	35	29	59	55	2
			531	125	99	211	93	3
			50	6	12	18	12	2
			203	48	30	76	48	1
			22		6	8	7	1
			24		6	4	14	
			111	2	51	28	27	3
			4		2	2		

NOTE: Be sure to check for related offense codes when examining a particular type of crime. They may or may not be in sequential order or even on the same page. Offenders may have multiple dispositions.

A2

2008 Criminal Court Dispositions by Offense and Type of Disposition – All Offenses

Page 12 of 34

			DISPOSITIONS					
Compiled Laws	Offense	Max. Penalty	Total	Prison ¹	Jail	Jail/ Probation ²	Probation ²	Other ³
GRAND TOTAL			84,156	19,626	16,762	25,174	21,782	812
%				23%	20%	30%	26%	1%
VIOLATIONS			75,369	18,931	14,917	22,622	18,192	707
ATTEMPTS			8,787	695	1,845	2,552	3,590	105
750.116	Burglar's Tools - Possess	10	150	63	19	41	26	1
		ATTEMPTS	14	1	7	4	2	
750.117	Public Officer - Bribery	4	7	4		1	2	
		ATTEMPTS	2				2	
750.120A2B	Jurors - Intimidation - 10 Year Felony	10	1			1		
		ATTEMPTS						
750.1227A	Witness - Bribe/Intimidate/ Interfere	4	32	14	3	6	9	
		ATTEMPTS	10	2	5	2	1	
750.1227B	Witness - Bribe/Intimidate/ Interfere	10	10	3	1	3	3	
		ATTEMPTS	4	3			1	
750.1227C	Witness - Intimidate/Threaten to Kill or Injure	15	5	4			1	
		ATTEMPTS						
750.1228	Witness - Retaliate Against	10	2	1	1			
		ATTEMPTS						
750.131	Check - Non-Sufficient Funds	2	2				2	
		ATTEMPTS						
750.1313A1	Check - Non-Sufficient Funds, Less than \$100	MISD	11		1	1	8	1
		ATTEMPTS	1			1		
750.1313B1	Check - Non-Sufficient Funds, \$100 - <\$500	1	44		4	10	24	6
		ATTEMPTS	2				2	
750.1313B2	Check - Non-Sufficient Funds, \$100 - <\$500 - 3rd+ Offense	2	4	2	2			
		ATTEMPTS						
750.1313C	Check - Non-Sufficient Funds, \$500 or more	2	87	7	18	35	27	
		ATTEMPTS	8		1	6	1	
750.131A	Check - No Account or Non-Sufficient Funds	2	3		3			
		ATTEMPTS	3		2	1		
750.131A1	Check - No Account	2	383	34	94	136	111	8
		ATTEMPTS	19		7	3	8	1
750.131A2	Check - Non-Sufficient Funds, Three w/in 10 days	2	106	6	29	47	21	3
		ATTEMPTS	9		6	2	1	
750.135	Children - Abandonment	10	1			1		
		ATTEMPTS	1				1	
750.136	Cruelty to Children	15	1		1			
		ATTEMPTS						
750.136B2	Child Abuse - 1st Degree	15	35	25		5	5	
		ATTEMPTS	10	6	1	2	1	
750.136B3	Child Abuse - 2nd Degree	4	81	17	9	37	18	
		ATTEMPTS	7	1	1	3	2	
750.136B4	Child Abuse - 3rd Degree	2	141	16	19	50	55	1
		ATTEMPTS	6			1	5	
750.136B5	Child Abuse - 4th Degree	1	36		5	8	22	1
		ATTEMPTS	2		1		1	
750.141A2	Drugs/Alcohol - Allowing Consumption by Minors	MISD	3				1	2
		ATTEMPTS						
750.143	Children - Exhibit Obscenity to	MISD	1					1
		ATTEMPTS						
750.145	Children - Contribute to Delinquency	MISD	69	2	23	12	32	
		ATTEMPTS	1				1	

NOTE: Be sure to check for related offense codes when examining a particular type of crime. They may or may not be in sequential order or even on the same page. Offenders may have multiple dispositions.

A2

2008 Criminal Court Dispositions by Offense and Type of Disposition — All Offenses

Page 13 of 34

			DISPOSITIONS					
Compiled Laws	Offense	Max. Penalty	Total	Prison ¹	Jail	Jail/ Probation ²	Probation ²	Other ³
GRAND TOTAL			84,156	19,626	16,762	25,174	21,782	812
		%		23%	20%	30%	26%	1%
VIOLATIONS			75,369	18,931	14,917	22,622	18,192	707
ATTEMPTS			8,787	695	1,845	2,552	3,590	105
750.145A	Accost/Solicit Child for Immoral Purposes	1 ATTEMPTS	1		1			
750.145A-A	Children - Accost for Immoral Purposes	4 ATTEMPTS	75	28	6	33	8	
750.145C2	Child Sexually Abusive Activity	20 ATTEMPTS	7	2		2	3	
750.145C3	Child Sexually Abusive Activity, Promote or Distribute	7 ATTEMPTS	82	79		2	1	
750.145C4-A	Child Sexually Abusive Material, Possess	4 ATTEMPTS	2	1	1	6	2	
750.145D2B	Computer/Internet - Plan Crime w/ Other, Max 1 - <2 yrs	2 ATTEMPTS	1	14		1		
750.145D2C	Computer/Internet - Plan Crime w/ Other, Max 2 - <4 yrs	4 ATTEMPTS	145	56	12	49	28	
750.145D2D	Computer/Internet - Plan Crime w/ Other, Max 4 - <10 yrs	10 ATTEMPTS	2	1		2		
750.145D2E	Computer/Internet - Plan Crime w/ Other, Max 10 - <15 yrs	15 ATTEMPTS	29	9		11	9	
750.145D2F	Computer/Internet - Plan Crime w/ Other, Max 15+ yrs	20 ATTEMPTS	63	25		29	9	
750.145N1	Vulnerable Adult Abuse - 1st Degree	15 ATTEMPTS	1	1				
750.145N2	Vulnerable Adult Abuse - 2nd Degree	4 ATTEMPTS	61	53	1	6	1	
750.145N3	Vulnerable Adult Abuse - 3rd Degree	2 ATTEMPTS	1			1		
750.145N4	Vulnerable Adult Abuse - 4th Degree	1 ATTEMPTS	3		1	1	1	
750.145P1	Vulnerable Adult-Caregiver Commingle Funds/Obstruct Inv.	2 ATTEMPTS	6	3	1		2	
750.147B	Ethnic Intimidation	2 ATTEMPTS	2				2	
750.157A	Compounding Offenses	5 ATTEMPTS	3			1	2	
750.157AB	Conspiracy - Gamble Illegally	5 ATTEMPTS	19	5	2	4	8	
750.157B2	Homicide - Solicitation of Murder	LIFE ATTEMPTS	2		1		1	
750.157B3B	Solicitation of Felony - Less than 5 Years	2 ATTEMPTS	21	4	5	2	10	
750.157C	Minors - Induce to Commit Felony	VAR ATTEMPTS	2				2	
750.157N	Financial Transaction Device - Steal/Retain/Possess	4 ATTEMPTS	4	4				
750.157N1	Financial Transaction Device - Steal/Retain w/o Consent	4 ATTEMPTS	1	1				
750.157N2	Financial Transaction Device - Possess Fraudulent One	4 ATTEMPTS	1			1		
			5	2	1	1	1	
			1				1	
			1,133	193	220	394	321	5
			99	5	23	28	41	2
			58	23	8	10	16	1
			3			3		

NOTE: Be sure to check for related offense codes when examining a particular type of crime. They may or may not be in sequential order or even on the same page. Offenders may have multiple dispositions.

A2

2008 Criminal Court Dispositions by Offense and Type of Disposition — All Offenses

Page 14 of 34

		DISPOSITIONS						
Compiled Laws	Offense	Max. Penalty	Total	Prison ¹	Jail	Jail/ Probation ²	Probation ²	Other ³
GRAND TOTAL			84,156	19,626	16,762	25,174	21,782	812
%				23%	20%	30%	26%	1%
VIOLATIONS			75,369	18,931	14,917	22,622	18,192	707
ATTEMPTS			8,787	695	1,845	2,552	3,590	105
750.157P	Financial Transaction Device - Possess w/Intent to Use/Sell	4 ATTEMPTS	120	18	29	42	31	
			16		5	7	3	1
750.157Q	Financial Transaction Device - Illegal Sale/Use	4 ATTEMPTS	319	57	60	108	93	1
			42	1	10	13	15	3
750.157R	Financial Transaction Device - Forge/Alter/Counterfeit	4 ATTEMPTS	5	1	3	1		
			1		1			
750.157S1B1	Financial Transaction Device - Use Revoked/Cancelled, \$100-<\$500	1 ATTEMPTS	2		1	1		
750.157S1C	Financial Transaction Device - Obtain Goods \$500 or More	2 ATTEMPTS	2			2		
750.157T	Financial Transaction Device - Sale of Goods or Services	4 ATTEMPTS	12				12	
			2				2	
750.157U	Financial Transaction Device - Overcharge	4 ATTEMPTS	12	4	2	2	4	
			3			3		
750.157V	Financial Transaction Device - False ID	4 ATTEMPTS	23	3	4	5	11	
			3			1	2	
750.157W	Financial Trans. Device - Fraud Withdraw/Transfer	10 ATTEMPTS	5				5	
750.157W1A	Financial Trans. Device - Fraud Withdraw/Transfer, <\$200	MISD ATTEMPTS	3			1	2	
750.157W1B1	Financial Trans. Device - Fraud Withdraw/Transfer, \$200 - <\$1K	1 ATTEMPTS	7		3	2	2	
750.157W1C1	Financial Trans. Device - Fraud Withdraw/Transfer, \$1K - <\$20K	5 ATTEMPTS	12	2	2	6	2	
			3			2	1	
750.158	Sodomy	15 ATTEMPTS	4	1	1	2		
750.15911	Criminal Enterprise - Conduct	20 ATTEMPTS	37	23		5	9	
			5		1	4		
750.15913	Criminal Enterprise - Racketeering Proceeds	20 ATTEMPTS	1			1		
750.15914-A	Criminal Enterprise - Conspiracy	20 ATTEMPTS	8	5		1	2	
750.160	Dead Bodies - Disinterment and Mutilation	10 ATTEMPTS	4	4				
750.161	Desertion/Abandon/Non-Support	3 ATTEMPTS	34	6	8	8	12	
			6		4		2	
750.165	Child Support - Fail to Pay	4 ATTEMPTS	1,252	92	130	441	585	4
			154	7	19	56	71	1
750.167	Disorderly Person	MISD ATTEMPTS	2				2	
750.1671A	Disorderly Person - Non-Support	MISD ATTEMPTS	24		6	5	10	3
750.1671B	Disorderly Person - Common Prostitute	MISD ATTEMPTS	2		1		1	
750.1671C	Disorderly Person - Window Peeper	MISD ATTEMPTS	3		3			
750.1671DA	Disorderly Person - Gambling	MISD ATTEMPTS	1		1			

NOTE: Be sure to check for related offense codes when examining a particular type of crime. They may or may not be in sequential order or even on the same page. Offenders may have multiple dispositions.

A2

2008 Criminal Court Dispositions by Offense and Type of Disposition — All Offenses

Page 15 of 34

			DISPOSITIONS					
Compiled Laws	Offense	Max. Penalty	Total	Prison ¹	Jail	Jail/ Probation ²	Probation ²	Other ³
	GRAND TOTAL		84,156	19,626 23%	16,762 20%	25,174 30%	21,782 26%	812 1%
	VIOLATIONS		75,369	18,931	14,917	22,622	18,192	707
	ATTEMPTS		8,787	695	1,845	2,552	3,590	105
750.1671DB	Disorderly Person - Illegal Occupation	MISD ATTEMPTS	4				4	
750.1671E	Disorderly Person - Drunk	MISD ATTEMPTS	30		13	6	8	3
750.1671F	Disorderly Person - Obscene Conduct	MISD ATTEMPTS	14		5	5	3	1
750.1671I	Disorderly Person - Loitering at House of Ill Fame	MISD ATTEMPTS	2				2	
750.1671J	Disorderly Person - Loitering about Illegal Business	MISD ATTEMPTS	12		7	1	4	
750.1671L	Disorderly Person - Jostling	MISD ATTEMPTS	18		7	4	7	
750.170	Disturbing the Peace	MISD ATTEMPTS	53		14	8	27	4
750.174	Embezzle - Agent or Trustee	10 ATTEMPTS	1 2		1 2			
750.174-B	Embezzlement - Agent or Trustee, Over \$100	10 ATTEMPTS	6 1		4		2 1	
750.1742	Embezzlement - Less Than \$200	MISD ATTEMPTS	8		1	2	5	
750.1743A	Embezzle - Agent or Trustee \$200 - <\$1K	1 ATTEMPTS	55		8	11	34	2
750.1744A	Embezzle - Agent or Trustee, \$1K - <\$20K	5 ATTEMPTS	389 85	19 1	29 3	153 26	184 54	4 1
750.1744B	Embezzle - Agent or Trustee, \$200 - <\$1K - 2nd+ Offense	5 ATTEMPTS	5 1		2 1	2	1	
750.1744C	Embezzle - \$200 - <\$1K from Non-Profit or Charity	5 ATTEMPTS	1			1		
750.1745A	Embezzle - Agent or Trustee, \$20K - <\$50K	10 ATTEMPTS	89 13	19	6 1	37 4	27 8	
750.1745B	Embezzle - Agent or Trustee, \$1K - <\$20K - 3rd+ Offense	10 ATTEMPTS	2	1		1		
750.1745C	Embezzle - \$1K - <\$20K from Non-Profit or Charity	10 ATTEMPTS	7	1		3	3	
750.1746	Embezzle - \$50K - <\$100K	15 ATTEMPTS	7	4		2	1	
750.1747	Embezzlement - \$100K or More	15 ATTEMPTS	7	4		1	2	
750.174A3A	Embezzlement - From Vulnerable Adult, \$200 - <\$1K	1 ATTEMPTS	8			2	6	
750.174A4A	Embezzlement - From Vulnerable Adult, \$1K - <\$20K	5 ATTEMPTS	33 11	4	2 1	13 5	13 5	1
750.174A5A	Embezzlement - From Vulnerable Adult, \$20K or More	10 ATTEMPTS	8	2		2	4	
750.175	Embezzle - Public Official, Over \$50	10 ATTEMPTS	11	3		6	2	
750.176	Embezzle - Administrator/Executor/ Guardian	10 ATTEMPTS	1				1	

NOTE: Be sure to check for related offense codes when examining a particular type of crime. They may or may not be in sequential order or even on the same page. Offenders may have multiple dispositions.

A2

2008 Criminal Court Dispositions by Offense and Type of Disposition – All Offenses

Page 16 of 34

			DISPOSITIONS					
Compiled Laws	Offense	Max. Penalty	Total	Prison ¹	Jail	Jail/ Probation ²	Probation ²	Other ³
GRAND TOTAL			84,156	19,626	16,762	25,174	21,782	812
%				23%	20%	30%	26%	1%
VIOLATIONS			75,369	18,931	14,917	22,622	18,192	707
ATTEMPTS			8,787	695	1,845	2,552	3,590	105
750.1772A	Embezzle - Chattel Mortgagor	10	1		1			
	\$20K or More	ATTEMPTS						
750.180	Embezzle - Financial Institutions	20	9		1		8	
		ATTEMPTS	2			1	1	
750.1814A	Embezzle - Jointly Held Property,	5	1			1		
	\$1K - <\$20K	ATTEMPTS						
750.1815A	Embezzle - Jointly Held Property	10	2			2		
	\$20K or More	ATTEMPTS						
750.183-A	Escape - Aiding Prisoner - Felony	7	2	1	1			
		ATTEMPTS	1	1				
750.186A	Escape - Juvenile Facility	4	10	1	3	2	4	
		ATTEMPTS	2	1		1		
750.193	Escape - Prison	5	12	10	1		1	
		ATTEMPTS	2	2				
750.1951	Escape - From Misdemeanor Jail	2	18	2	10	5	1	
	Sentence	ATTEMPTS						
750.1952	Escape - From Felony Jail	4	22	9	8	4	1	
	Sentence	ATTEMPTS	1		1			
750.1971	Escape - Awaiting Trial for	2	3		1	2		
	Misdemeanor	ATTEMPTS						
750.1972	Escape - Awaiting Trial for	4	7	1	3	1	2	
	Felony	ATTEMPTS	1			1		
750.197A	Escape - Lawful Custody	1	14		12	2		
		ATTEMPTS	1				1	
750.197C-A	Assault of Prison Employee	4	83	57	9	14	3	
		ATTEMPTS	15	9	3	2	1	
750.199	Harboring Escapees	MISD	3			2	1	
		ATTEMPTS						
750.1992	Harboring Misdemeanants	MISD	1				1	
		ATTEMPTS						
750.1993	Harboring Felons	4	11	1		5	5	
		ATTEMPTS	11		2	6	3	
750.199A	Bond - Abscond or Forfeit	4	113	32	44	31	5	1
		ATTEMPTS	27	3	14	9	1	
750.20011B	Harmful Devices - Unlawful Possession/ Use, Cause Prop. Damage	20	1	1				
		ATTEMPTS						
750.200J1AA	Harmful Devices - Imitation - Unlawful Possession or Use	5	1	1				
		ATTEMPTS						
750.204A	Explosives - Send w/Intent to Frighten	5	1			1		
		ATTEMPTS						
750.2072A	Explosives - Place Near Property	15	1				1	
		ATTEMPTS						
750.2072B	Explosives - Place Near Property Cause Property Damage	20	1			1		
		ATTEMPTS						
750.2102A	Explosives - Possess Bomb w/ Unlawful Intent	15	1					
		ATTEMPTS						
750.211	Explosives - Mfg w/Unlawful Intent	5	1	1			1	
		ATTEMPTS						

NOTE: Be sure to check for related offense codes when examining a particular type of crime. They may or may not be in sequential order or even on the same page. Offenders may have multiple dispositions.

A2

2008 Criminal Court Dispositions by Offense and Type of Disposition – All Offenses

Page 17 of 34

			DISPOSITIONS					
Compiled Laws	Offense	Max. Penalty	Total	Prison ¹	Jail	Jail/ Probation ²	Probation ²	Other ³
	GRAND TOTAL		84,156	19,626	16,762	25,174	21,782	812
	%			23%	20%	30%	26%	1%
	VIOLATIONS		75,369	18,931	14,917	22,622	18,192	707
	ATTEMPTS		8,787	695	1,845	2,552	3,590	105
750.211A2A	Explosives - Mfg/Possess Explosive/ Other w/Malicious Intent	15 ATTEMPTS	2	2				
750.211A2A-A	Explosives - Mfg/Possess Molotov Cocktail	4 ATTEMPTS	3 2			1 2	2	
750.211A2B	Explosives - Mfg/Possess Molotov Cocktail/Other w/Prop. Damage	20 ATTEMPTS	1 1	1			1	
750.213	Extortion	20 ATTEMPTS	18 4	13 2			3 2	2
750.215	False Personation of Public Officer	MISD ATTEMPTS	3		3			
750.2153	Impersonate Peace Officer to Commit Crime	4 ATTEMPTS	6 1	3			1 1	2
750.217	Obstruct Officer By Disguise	1 ATTEMPTS	4		3			1
750.218	False Pretenses w/Intent to Defraud	10 ATTEMPTS	2		2			
750.218-B	False Pretenses - Over \$100	10 ATTEMPTS	1	1				
750.2183	False Pretenses - Less Than \$200	MISD ATTEMPTS	15 1				1 11	3 1
750.2183A	False Pretenses - \$200 - <\$1K	1 ATTEMPTS	61 4	4	7	12 2	36 1	2 1
750.2184A	False Pretenses - \$1K - <\$20K	5 ATTEMPTS	189 30	45 3	20 4	64 9	58 12	2 2
750.2184B	False Pretenses - \$200 - <\$1K - 2nd+ Offense	5 ATTEMPTS	7	7				
750.2185A	False Pretenses - \$20K or More	10 ATTEMPTS	49 7	17 2	2 1	14 1	16 3	
750.219A2B1	Telecommunications - Avoid Payment, \$200 - <\$1K	MISD ATTEMPTS	4	1				3
750.219A2C1	Telecommunications - Avoid Payment, \$1K - < \$20K	5 ATTEMPTS	1			1		
750.219E	Financial Institution - Unauthorized Credit Application	4 ATTEMPTS	1 1			1		1
750.220	False Statement - Credit Application	MISD ATTEMPTS	1				1	
750.224	Weapons - Dangerous Weapon, Sale/Possess	5 ATTEMPTS	1			1		
750.2241-A	Weapons - Dangerous Weapon, Misc.	5 ATTEMPTS	74 23	2	19 2	21 10	32 11	
750.2241-B	Weapons - Dangerous Weapon, Gas Ejecting Device	5 ATTEMPTS	2	1		1		
750.224A	Weapons - Taser, Possession or Sale Taser	4 ATTEMPTS	14 11		5 1	4 3	5 5	
750.224B	Weapons - Firearms, Short-Barrel Shotgun/Rifle	5 ATTEMPTS	67 9	15	12 2	19 3	19 4	2
750.224D2	Weapons - Dangerous Weapon, Self-Defense Spray	2 ATTEMPTS	6 1	1		2 1	3	

NOTE: Be sure to check for related offense codes when examining a particular type of crime. They may or may not be in sequential order or even on the same page. Offenders may have multiple dispositions.

A2

2008 Criminal Court Dispositions by Offense and Type of Disposition – All Offenses

Page 18 of 34

			DISPOSITIONS					
Compiled Laws	Offense	Max. Penalty	Total	Prison ¹	Jail	Jail/ Probation ²	Probation ²	Other ³
		GRAND TOTAL	84,156	19,626	16,762	25,174	21,782	812
		%		23%	20%	30%	26%	1%
		VIOLATIONS	75,369	18,931	14,917	22,622	18,192	707
		ATTEMPTS	8,787	695	1,845	2,552	3,590	105
750.224F	Weapons - Firearms, Possession by Felon	5 ATTEMPTS	878	509	96	113	152	8
			30	8	7	9	6	
750.226	Weapons - Dangerous Weapon, Carry w/Unlawful Intent	5 ATTEMPTS	117	35	12	36	31	3
			6			4	2	
750.226A	Weapons - Switchblade, Possession or Sale	1 ATTEMPTS	21		11	3	7	
750.227	Weapons - Carry Concealed	5 ATTEMPTS	1,351	256	237	316	532	10
			991	12	132	194	640	13
750.227A	Weapons - Firearms - Unlawful Possession by Security Guard	4 ATTEMPTS	1			1		
750.227B	Weapons - Felony Firearm	10 ATTEMPTS	1	1				
750.227B-A	Weapons - Felony Firearm	2 ATTEMPTS	1,824	1,718	2	18	85	1
			12		5	4	3	
750.227B-B	Weapons - Felony Firearm - 2nd Offense	5 ATTEMPTS	103	100			3	
750.227B-C	Weapons - Felony Firearm - 3rd Offense	10 ATTEMPTS	10	10				
750.227C	Weapons - Firearms, Possess Loaded in Vehicle	2 ATTEMPTS	85	7	13	24	39	2
			13		3	3	7	
750.227D	Weapons - Firearms, Improper Possession in Vehicle	MISD ATTEMPTS	13		1	5	6	1
750.227F	Body Armor - Wear During Violent Crime	4 ATTEMPTS	1	1				
750.227G9A	Weapons - Body Armor - Possess/Use by Violent Felon	4 ATTEMPTS	2	1			1	
750.227G9B	Weapons - Body Armor - Possess/Use w/o Written Permission in Possession	MISD ATTEMPTS	2				1	1
750.228	Weapons - Firearms, Safety Inspection Violation [Repealed]	MISD ATTEMPTS	51		3	3	44	1
			1				1	
750.230	Weapons - Firearms, Alter ID Marks	2 ATTEMPTS	5	2	2			1
			1				1	
750.232A	Weapons - Firearms, False Application	4 ATTEMPTS	1				1	
750.233	Weapons - Firearms, Aim w/o Malice	MISD ATTEMPTS	6				5	1
750.234	Weapons - Firearms, Discharge/Aim w/o Malice and Injury	1 ATTEMPTS	3		1	2		
750.234A	Weapons - Firearms, Discharge from Vehicle	4 ATTEMPTS	23	14	3	4	2	
			1			1		
750.234B	Weapons - Firearms, Discharge in/at Bldg.	4 ATTEMPTS	49	16	6	17	9	1
			4	1		3		
750.234D	Weapons - Firearms, Possess on Restricted Premises	MISD ATTEMPTS	3		1	1	1	
750.234E	Weapons - Firearms - Brandishing in Public	MISD ATTEMPTS	25		7	1	16	1
750.234F	Weapons - Firearms - Possession by Minor in Public	MISD ATTEMPTS	2			1	1	
			1		1			

NOTE: Be sure to check for related offense codes when examining a particular type of crime. They may or may not be in sequential order or even on the same page. Offenders may have multiple dispositions.

A2

2008 Criminal Court Dispositions by Offense and Type of Disposition – All Offenses

Page 19 of 34

			DISPOSITIONS					
Compiled Laws	Offense	Max. Penalty	Total	Prison ¹	Jail	Jail/ Probation ²	Probation ²	Other ³
GRAND TOTAL			84,156	19,626	16,762	25,174	21,782	812
%				23%	20%	30%	26%	1%
VIOLATIONS			75,369	18,931	14,917	22,622	18,192	707
ATTEMPTS			8,787	695	1,845	2,552	3,590	105
750.237	Weapons - Firearms - Under the Influence Causing Serious Impairment	5 ATTEMPTS	35		11	11	10	3
750.237A1	Weapon - Free School Zones, General Felony Violations	5 ATTEMPTS	11	1	2	2	6	
750.237A2	Weapon - Free School Zones, General Misdemeanor	MISD ATTEMPTS	8		2	2	4	
750.243	Fireworks - Sale, Possession, Transport	MISD ATTEMPTS	2				2	
750.248	Forgery	14 ATTEMPTS	309	97	37	98	76	1
750.248A	Financial Transaction Device - Utter & Publish	4 ATTEMPTS	39	5	8	22	3	1
750.249	Utter & Publish	14 ATTEMPTS	2		1	1	2	
750.249A	Financial Transaction Device - Forgery	4 ATTEMPTS	6			4		
750.251	Forge Bank Bills/Promissory Notes	7 ATTEMPTS	2,060	473	406	621	546	14
750.252	Utter & Publish - Possess Counterfeit Note w/Intent	7 ATTEMPTS	543	32	138	144	222	7
750.253	Utter & Publish - Counterfeit Bills/Notes	5 ATTEMPTS	1		1		3	
750.254	Utter & Publish - Possess Counterfeit Bank/State/Bills	5 ATTEMPTS	3					
750.255	Counterfeiting - Possess Tools	10 ATTEMPTS	2	1	1			
750.260	Counterfeiting - Coins/Possess 5 or more	LIFE ATTEMPTS	3		1	1	1	
750.261	Counterfeiting - Coins/Possess Less than 5	10 ATTEMPTS	1		1			
750.2632	Counterfeiting - Deliver/Possess w/ False ID Mark	1 ATTEMPTS	47	7	10	21	9	
750.2633	Counterfeiting - Deliver/Possess w/ False ID Mark - Felony	5 ATTEMPTS	6		2	1	2	1
750.274	Fraud - Purchase/Collect on Fraud Financial Document	10 ATTEMPTS	10	3	5	2		
750.280	Fraud - Common Law	10 ATTEMPTS	3		1		2	
750.282	Public Utility - Fraudulent Use	4 ATTEMPTS	1			1		
750.282-B	Public Utility - Fraudulent Use, Over \$500	4 ATTEMPTS	2			1	1	
750.282B	Public Utility - Fraudulent Use, Over \$500	4 ATTEMPTS	6		1	1	3	1
750.285	Obtain Personal Identity Info w/o Permission	5 ATTEMPTS	6	1		1	4	
750.298	Fraud - Practicing Medicine Under False Name	MISD ATTEMPTS	5			2	3	
			11	5	4	1	1	
			1			1		
			1				1	

NOTE: Be sure to check for related offense codes when examining a particular type of crime. They may or may not be in sequential order or even on the same page. Offenders may have multiple dispositions.

A2

2008 Criminal Court Dispositions by Offense and Type of Disposition – All Offenses

Page 20 of 34

				DISPOSITIONS					
Compiled Laws		Offense	Max. Penalty	Total	Prison ¹	Jail	Jail/ Probation ²	Probation ²	Other ³
GRAND TOTAL				84,156	19,626	16,762	25,174	21,782	812
			%		23%	20%	30%	26%	1%
VIOLATIONS				75,369	18,931	14,917	22,622	18,192	707
ATTEMPTS				8,787	695	1,845	2,552	3,590	105
750.300A1B	Food Stamps - Fraud, Greater than \$250-<\$1K		5 ATTEMPTS	2			2		
750.300A1C	Food Stamps - Fraud Over \$1K		10 ATTEMPTS	2		1		1	
750.301	Gambling - Take Bets		1 ATTEMPTS	2		1		1	
750.303-A	Gambling House - Maintain for Gain		2 ATTEMPTS	2			1	1	
750.314-A	Gambling - Winning \$50 or Less at Cards/Dice		MISD ATTEMPTS	1		1			
750.316	Homicide		LIFE ATTEMPTS	6	6				
750.316-A	Homicide - Murder 1st Degree, Premeditated		LIFE ATTEMPTS	91	91				
750.316-B	Homicide - Felony Murder		LIFE ATTEMPTS	56	55				1
750.316-C	Homicide - Open Murder, Statutory Short Form		LIFE ATTEMPTS	9	9				
750.316-D	Homicide - Murder of Peace/ Corrections Officer		LIFE ATTEMPTS	1	1				
750.317	Homicide - Murder 2nd Degree		LIFE ATTEMPTS	195	195				
750.317A	Deliver Controlled Substance Cause Death		LIFE ATTEMPTS	3	2			1	
750.321	Homicide - Manslaughter		15 ATTEMPTS	15	10		1	4	
750.321-A	Homicide - Manslaughter, Statutory Short Form		15 ATTEMPTS	24	22	1	1	1	
750.321-C	Homicide - Manslaughter, Involuntary		15 ATTEMPTS	22	17		5		
750.321-E	Homicide - Manslaughter w/ Motor Vehicle		15 ATTEMPTS	21	20		1		
750.324	Homicide - Negligent Homicide		2 ATTEMPTS	65	7	3	19	35	1
750.325	Manslaughter Due to Operation of Motor Vehicle (obsolete)		2 ATTEMPTS	4		1	2	1	
750.329	Homicide - Manslaughter, Death w/ Weapon, Aim w/o Malice		15 ATTEMPTS	1	1				
750.335	Lewd and Lascivious Conduct		1 ATTEMPTS	2	2				
750.335A	Indecent Exposure (Sexually Delinquent Person)		1 ATTEMPTS	2		1		1	
750.335A2B	Aggravated Indecent Exposure		2 ATTEMPTS	35	6	10	8	11	
750.335A2C	Indecent Exposure by Sexually Delinquent Person		LIFE ATTEMPTS	79	14	14	28	23	
750.338	Gross Indecency Between Males, Commit/Procure		5 ATTEMPTS	2		1		1	
				11	8	1	2		
				1		1			
				5		2	2	1	

NOTE: Be sure to check for related offense codes when examining a particular type of crime. They may or may not be in sequential order or even on the same page. Offenders may have multiple dispositions.

A2

2008 Criminal Court Dispositions by Offense and Type of Disposition – All Offenses

Page 21 of 34

			DISPOSITIONS					
Compiled Laws	Offense	Max. Penalty	Total	Prison ¹	Jail	Jail/ Probation ²	Probation ²	Other ³
	GRAND TOTAL		84,156	19,626	16,762	25,174	21,782	812
	%			23%	20%	30%	26%	1%
	VIOLATIONS		75,369	18,931	14,917	22,622	18,192	707
	ATTEMPTS		8,787	695	1,845	2,552	3,590	105
750.338A	Gross Indecency Between Females, Commit/Procure	5 ATTEMPTS	7			7		
750.338B	Gross Indecency Between Male & Female, Commit/Procure	5 ATTEMPTS	21	8	1	10	2	
750.349	Kidnapping	LIFE ATTEMPTS	2		1	1		
750.349B	Unlawful Imprisonment	15 ATTEMPTS	24	24				
750.350	Kidnapping - Child Enticement	LIFE ATTEMPTS	5	4	1			
750.350A1	Kidnapping - Custodial Interference	1 ATTEMPTS	75	66	1	5	3	
750.352	Molest/Disturb Workers	MISD ATTEMPTS	10	3		4	3	
750.356	Larceny	10 ATTEMPTS	1				1	
750.356-B	Larceny - \$100 or Less	4 ATTEMPTS	2		1	1		
750.3562A	Larceny - \$20K or More	10 ATTEMPTS	19		6	5	7	1
750.3563A	Larceny - \$1K - <\$20K	5 ATTEMPTS	2		1		1	
750.3563B	Larceny - \$200 - <\$1K - 2nd+ Offense	5 ATTEMPTS	1				1	
750.3564A	Larceny - \$200 - < \$1K	1 ATTEMPTS	5		2	1	1	1
750.3564B	Larceny - Less Than \$1K - 2nd+ Offense	MISD ATTEMPTS	1		1			
750.3565	Larceny - Less Than \$200	MISD ATTEMPTS	21	10	1	6	4	
750.356A	Larceny - From Motor Vehicle	10 ATTEMPTS	5	2	1	1	1	
750.356A1	Larceny - From Motor Vehicle	5 ATTEMPTS	377	94	46	153	81	3
750.356A2A	Breaking & Entering - Vehicle/Semi-Trailer/House Trailer, <\$200	MISD ATTEMPTS	70	6	25	21	18	
750.356A2B1	Breaking & Entering - Vehicle/Semi-Trailer/House Trailer, \$200 - <\$1K	1 ATTEMPTS	10	3		5	2	
750.356A2C1	Breaking & Entering - Vehicle/Semi-Trailer/House Trailer, \$1K - <\$20K	5 ATTEMPTS	163		45	40	67	11
750.356A2C2	Breaking & Entering - Vehicle/Semi or House Trailer, \$200-<\$1K - 2nd+Ofns	5 ATTEMPTS	6		3	3		
750.356A2D1	Breaking & Entering - Vehicle/Semi-Trailer/House Trailer, \$20K or More	10 ATTEMPTS	4		1		3	
750.356A2D2	Breaking & Entering - Vehicle Semi or House Trailer, \$1K-<\$20K - 2nd+Ofns	10 ATTEMPTS	116	3	51	28	25	9
750.356A3	Breaking & Entering - Vehicle Semi-Trailer/House Trailer, w/ Damage	5 ATTEMPTS	5		3		2	
			16		2	7	7	
			11	1	3	2	5	
			694	96	161	227	210	
			97	6	28	31	32	
			89		42	31	16	
			6		5	1		
			30		11	12	7	
			51	15	8	16	12	
			3		2		1	
			5	4	1			
			2			2		
			1	1				
			364	103	72	100	89	
			40	7	12	3	17	1

NOTE: Be sure to check for related offense codes when examining a particular type of crime. They may or may not be in sequential order or even on the same page. Offenders may have multiple dispositions.

A2

2008 Criminal Court Dispositions by Offense and Type of Disposition – All Offenses

Page 22 of 34

			DISPOSITIONS					
Compiled Laws	Offense	Max. Penalty	Total	Prison ¹	Jail	Jail/ Probation ²	Probation ²	Other ³
GRAND TOTAL			84,156	19,626	16,762	25,174	21,782	812
%				23%	20%	30%	26%	1%
VIOLATIONS			75,369	18,931	14,917	22,622	18,192	707
ATTEMPTS			8,787	695	1,845	2,552	3,590	105
750.356AB	Larceny From Motor Vehicle, Over \$5	5 ATTEMPTS	1	1				
750.356AC	Breaking & Entering - Vehicle w/ Damage	5 ATTEMPTS	1		1			
750.356B	Breaking & Entering - Coin Telephone	4 ATTEMPTS	3		1	2		
750.356C	Retail Fraud - 1st Degree	5 ATTEMPTS	923	261	269	233	154	6
			53	9	12	16	15	1
750.356D	Retail Fraud - 2nd Degree	1 ATTEMPTS	108		58	20	28	2
			1			1		
750.356D4	Retail Fraud - 3rd Degree	MISD ATTEMPTS	81	1	33	22	21	4
			3		2	1		
750.357	Larceny from Person	10 ATTEMPTS	412	137	57	130	87	1
			61	11	14	21	15	
750.357A	Larceny of Livestock	4 ATTEMPTS	1			1		
750.357B	Weapons - Firearms - Larceny	5 ATTEMPTS	114	39	12	44	19	
			8	2		3	3	
750.359	Larceny - From Vacant Building	MISD ATTEMPTS	5		1	3	1	
750.360	Larceny in Building	4 ATTEMPTS	1,807	306	369	700	425	7
			435	13	122	188	100	12
750.360A2A	Theft Detection Device - Deactivate/ Remove	MISD ATTEMPTS	18		11	3	4	
750.360A2B	Theft Detection Device - Deactivate/ Remove - 2nd Offense	4 ATTEMPTS	2		2			
750.362	Larceny By Conversion	10 ATTEMPTS	3		1		2	
			2		1		1	
750.362-A	Larceny By Conversion Over \$100 (obsolete)	5 ATTEMPTS	1		1			
750.3622A	Larceny by Conversion, \$20K or More	10 ATTEMPTS	33	14		6	12	1
			1				1	
750.3622B	Larceny By Conversion, \$1K - <\$20K - 3rd+ Offense	10 ATTEMPTS	2		2			
750.3623A	Larceny By Conversion, \$1K - <\$20K	5 ATTEMPTS	98	9	17	42	30	
			8	1		5	2	
750.3623B	Larceny By Conversion, \$200 - <\$1K - 2nd+ Offense	5 ATTEMPTS	2	2				
750.3624A	Larceny - By False Personation, \$200 - <\$1K	MISD ATTEMPTS	13		1	2	9	1
			1		1			
750.3625	Larceny - By Conversion, Less than \$200	MISD ATTEMPTS	2		2			
750.362A	Fail to Return Rented Property Over \$100 (obsolete)	10 ATTEMPTS	1		1			
			1		1			
750.362A2A	Fail to Return Rented Property, \$20K or More	10 ATTEMPTS	9		1		8	
			3			2	1	
750.362A3A	Fail to Return Rented Property, \$1K - <\$20K	5 ATTEMPTS	25	3	8	4	10	
			2			1	1	

NOTE: Be sure to check for related offense codes when examining a particular type of crime. They may or may not be in sequential order or even on the same page. Offenders may have multiple dispositions.

A2

2008 Criminal Court Dispositions by Offense and Type of Disposition — All Offenses

Page 23 of 34

			DISPOSITIONS					
Compiled Laws	Offense	Max. Penalty	Total	Prison ¹	Jail	Jail/ Probation ²	Probation ²	Other ³
GRAND TOTAL			84,156	19,626	16,762	25,174	21,782	812
%				23%	20%	30%	26%	1%
VIOLATIONS			75,369	18,931	14,917	22,622	18,192	707
ATTEMPTS			8,787	695	1,845	2,552	3,590	105
750.362A4A	Failure to Return Rented Property - 1 Year Misd.	MISD ATTEMPTS	3			1	2	
750.362A5	Failure to Return Rented Property - 93 Day Misd.	MISD ATTEMPTS	3		1	1	1	
750.3633A	Larceny by False Personation, \$1K - <\$20K	5 ATTEMPTS	1		1			
750.3634A	Larceny- By False Personation, \$200 - <\$1K	MISD ATTEMPTS	2				2	
750.3673A	Larceny - Trees & Shrubs, \$1K - <\$20K	5 ATTEMPTS	2	1		1		
750.372	Lottery - Running/Allowing	2 ATTEMPTS	1		1			
750.373	Lottery - Sell/Possess Tickets	2 ATTEMPTS	1		1			
750.377A	Malicious Destruction Pers. Prop.	10 ATTEMPTS	4		3		1	
750.377A1A1	Malicious Destruction Pers. Prop., \$20K Or More	10 ATTEMPTS	4	1		2	1	
750.377A1B1	Malicious Destruction Pers. Prop., \$1K - <\$20K	5 ATTEMPTS	295	36	40	105	114	
750.377A1B2	Malicious Destruction Pers. Prop., \$200 - <\$1K - 2nd+ Offense	5 ATTEMPTS	33	2	4	15	12	
750.377A1C1	Malicious Destruction Pers. Prop., \$200 - <\$1K	5 ATTEMPTS	3	2		1		
750.377A1D	Malicious Destruction Pers. Prop., Under \$200	1 ATTEMPTS	133	1	49	26	55	2
750.377AA	Malicious Destruction Pers. Prop.	MISD ATTEMPTS	3		1	2		
750.377AB	Malicious Destruction Pers. Prop.	MISD ATTEMPTS	70		40	16	13	1
750.377B	Malicious Destruction Fire/Police Property	4 ATTEMPTS	3			2	1	
750.377C	School Bus - Intentional Damage	5 ATTEMPTS	1		1			
750.379	Malicious Destruction of Prop., Bridges/Railroads/Locks	4 ATTEMPTS	1					
750.380	Mal. Destr. Bldg.	10 ATTEMPTS	2				2	
750.3802A	Malicious Destruction of Bldg., \$20K or More	10 ATTEMPTS	2		1		1	
750.3803A	Malicious Destruction of Bldg., \$1K - <\$20K	5 ATTEMPTS	1					1
750.3803B	Malicious Destruction of Bldg., \$200 - <\$1K - 2nd+ Offense	5 ATTEMPTS	5			4	1	
750.3804A	Malicious Destruction of Bldg., \$200 - <\$1K	1 ATTEMPTS	115	16	18	52	29	
750.3804B	Malicious Destruction of Bldg., <\$200 - 2nd Offense	MISD ATTEMPTS	14	1	4	2	7	
			2	1			1	
			50		19	13	17	1
			2		1		1	
			1		1			

NOTE: Be sure to check for related offense codes when examining a particular type of crime. They may or may not be in sequential order or even on the same page. Offenders may have multiple dispositions.

A2

2008 Criminal Court Dispositions by Offense and Type of Disposition – All Offenses

Page 24 of 34

				DISPOSITIONS					
Compiled Laws		Offense	Max. Penalty	Total	Prison ¹	Jail	Jail/ Probation ²	Probation ²	Other ³
GRAND TOTAL			%	84,156	19,626 23%	16,762 20%	25,174 30%	21,782 26%	812 1%
VIOLATIONS				75,369	18,931	14,917	22,622	18,192	707
ATTEMPTS				8,787	695	1,845	2,552	3,590	105
750.3805	Malicious Destruction of Bldg., <\$200	MISD ATTEMPTS		45		28	6	11	
750.380A	Malicious Destruction of Bldg., Over \$100 (Obsolete)	4 ATTEMPTS		2			2		
750.381	Malicious Destruction of Bldg., Gates/Fences	MISD ATTEMPTS		2		2			
750.3821A	Malicious Destruction of Property - Trees, Shrubs, Crops, Grass, Soil	MISD ATTEMPTS		1				1	
750.3821C1	Mal. Destr. Trees/Shrubs/etc. \$1K - <\$20K	5 ATTEMPTS		8			5	3	
750.383	Malicious Destruction of Prop., Boundary Marks/Lamp Posts/Billboard	MISD ATTEMPTS		1				1	
750.383A	Malicious Destruction of Prop., Utility Prop.	4 ATTEMPTS		35 13	10 1	2 1	11 4	12 7	
750.3875A	Malicious Destruction of Tombs/ Memorials, \$1K - <\$20K	5 ATTEMPTS		5			4	1	
750.390	Malicious Annoyance by Writing	MISD ATTEMPTS		1			1		
750.3942B	Throwing Objects on Track, Causing Prop. Damage	MISD ATTEMPTS		1		1			
750.3942C	Throw Objects at Trains/Cars, Causing Injury	4 ATTEMPTS		1		1			
750.3942D	Throw Objects at Trains/Cars, Causing Serious Impairment	10 ATTEMPTS		5			5		
750.397	Mayhem	10 ATTEMPTS		2 1	1			1 1	
750.397A	Food - Place Harmful Objects In	10 ATTEMPTS		1		1			
750.411A1A	False Report of Misdemeanor	MISD ATTEMPTS		23		5	7	10	1
750.411A1B	False Report of Felony	4 ATTEMPTS		229 70	23 1	33 9	73 23	94 32	6 5
750.411A3A	False Report/Threat of Bomb/ Harmful Device	4 ATTEMPTS		29 2	3	6	7	13 2	
750.411H	Stalking	1 ATTEMPTS		61 1		16	16	29 1	
750.411H2B	Stalking a Minor	5 ATTEMPTS		4	1	1	2		
750.411I	Stalking - Aggravated	5 ATTEMPTS		199 28	47 3	22 6	85 15	43 4	2
750.411I2B	Stalking a Minor - Aggravated	10 ATTEMPTS		3	1		2		
750.411L	Money Laundering - 4th Degree	2 ATTEMPTS		2			1	1	
750.411N	Money Laundering - 2nd Degree	10 ATTEMPTS		5	4			1	
750.411S2A	Unlawful Posting Message	2 ATTEMPTS		3			1	2	

NOTE: Be sure to check for related offense codes when examining a particular type of crime. They may or may not be in sequential order or even on the same page. Offenders may have multiple dispositions.

A2

2008 Criminal Court Dispositions by Offense and Type of Disposition – All Offenses

Page 25 of 34

				DISPOSITIONS					
Compiled Laws		Offense	Max. Penalty	Total	Prison ¹	Jail	Jail/ Probation ²	Probation ²	Other ³
GRAND TOTAL				84,156	19,626	16,762	25,174	21,782	812
			%		23%	20%	30%	26%	1%
VIOLATIONS				75,369	18,931	14,917	22,622	18,192	707
ATTEMPTS				8,787	695	1,845	2,552	3,590	105
750.413	Motor Vehicle - Unlawful Drive Away	5 ATTEMPTS		808	273	143	218	171	3
750.414	Motor Vehicle - Unlawful Use	2 ATTEMPTS		169	26	61	46	36	
750.4151	Motor Vehicles - Conceal/Misrep. Identity w/out Intent to Mislead	4 ATTEMPTS		518	33	199	150	134	2
750.4152	Motor Vehicle - Conceal/Misrep. Identity to Mislead	4 ATTEMPTS		33		11	11	11	
750.4155	Motor Vehicle - Possess/Deliver - ID Plates or Labels	4 ATTEMPTS		1				1	
750.4156	Motor Vehicle - Buy/Receive Part w/ ID Removed/Altered	10 ATTEMPTS		15	2	3	1	9	
750.416	Motor Vehicle - Tampering	MISD ATTEMPTS		3		1		2	1
750.417A	Motor Vehicle - Leasing/Subleasing w/o Secured Party's Consent	MISD ATTEMPTS		1			1		
750.422-A	Perjury - Court Proceeding, Capital Crime	LIFE ATTEMPTS		3	3				
750.422-B	Perjury - Court Proceeding	15 ATTEMPTS		6	4		1	1	
750.423	Perjury - Other Than Court Proceeding	15 ATTEMPTS		2	1			1	
750.425-A	Perjury - Incite/Procure, Other Than Court Proceeding	5 ATTEMPTS		1		1			
750.425-B	Perjury - Incite/Procure, Court Proceeding	5 ATTEMPTS		1			1		
750.4362A	Poisoning - Food/Drink/Medicine/ Water	15 ATTEMPTS		1	1				
750.439	Polygamy	4 ATTEMPTS		1			1		
750.448	Prostitution - Accost and Solicit	MISD ATTEMPTS		2		1		1	
750.449	Prostitution - Admitting to Place of	MISD ATTEMPTS		15		6	4	5	
750.449A	Prostitution - Engaging Services of	MISD ATTEMPTS		1		1			
750.451-B	Prostitution - 3rd Offense	2 ATTEMPTS		1		1			
750.451-C	Prostitution - 2nd Offense	MISD ATTEMPTS		1		1			
750.451-D	Prostitution - 3rd+ Offense	2 ATTEMPTS		53	9	23	17	4	
750.452	Prostitution - Keeping House of	5 ATTEMPTS		1		1			
750.455	Prostitution - Pandering	20 ATTEMPTS		6	1	1	4		
750.457	Prostitution - Accept Earnings	20 ATTEMPTS		4	4				
				1		1			

NOTE: Be sure to check for related offense codes when examining a particular type of crime. They may or may not be in sequential order or even on the same page. Offenders may have multiple dispositions.

A2

2008 Criminal Court Dispositions by Offense and Type of Disposition – All Offenses

Page 26 of 34

			DISPOSITIONS					
Compiled Laws	Offense	Max. Penalty	Total	Prison ¹	Jail	Jail/ Probation ²	Probation ²	Other ³
GRAND TOTAL			84,156	19,626	16,762	25,174	21,782	812
%				23%	20%	30%	26%	1%
VIOLATIONS			75,369	18,931	14,917	22,622	18,192	707
ATTEMPTS			8,787	695	1,845	2,552	3,590	105
750.459	Prostitution - Transport Female (perhaps compel)	20 ATTEMPTS	4	3		1		
750.478	Public Officer - Wilfull Neglect of Duty	MISD ATTEMPTS	1				1	
750.478A2	Public Officer - Attempt to Obstruct Official Duties	2 ATTEMPTS	2			1	1	
750.479	Public Officer - Assault/Obstruct	20 ATTEMPTS	10	1	6		3	
750.479-B	Police Officer/Public Officer - Resist/Obstruct	2 ATTEMPTS	3	1	1	1		
750.4792	Public Officer - Assault/Obstruct	2 ATTEMPTS	8		3	1	4	
750.4793	Public Officer - Assault/Obstruct Cause Injury	2 ATTEMPTS	14	3	5	5	1	
750.479A	Police Officer - Flee (Penal Code)	4 ATTEMPTS	3		1		2	
750.479A-B	Peace Officer - Resist Arrest Injury Inflicted	15 ATTEMPTS	2			2		
750.479A2	Police Officer - Flee (Penal Code) 4th Degree	2 ATTEMPTS	1		1			
750.479A3	Police Officer - Flee (Penal Code) 3rd Degree	2 ATTEMPTS	154	24	45	47	35	3
750.479A4-A	Police Officer - Flee (Penal Code) 2nd Degree	5 ATTEMPTS	15		6	5	4	
750.479A5-A	Police Officer - Flee (Penal Code) 1st Degree	5 ATTEMPTS	315	82	76	97	60	
750.479B1	Peace Officer - Disarm Non-Firearm	10 ATTEMPTS	30	3	7	10	10	
750.479B2	Peace Officer - Disarm Firearm	10 ATTEMPTS	16	11	2	3		
750.483A2A	Interfering w/ Crime Report	MISD ATTEMPTS	1	2				
750.483A2B	Interfere w/ Crime Report Threat to Kill/Injure	10 ATTEMPTS	2	2				
750.483A4A	Interfering w/ Police Investigation	MISD ATTEMPTS	2	1	1			
750.483A4B	Interfere w/ Police Investigation Threat to Kill/Injure	10 ATTEMPTS	5	2	1		2	
750.483A6A	Tamper w/ Evidence	4 ATTEMPTS	2					
750.483A6B	Tamper w/ Evidence - Criminal Case Max >10 yr Term	10 ATTEMPTS	4	1		2	1	
750.49	Animals, Fighting, Baiting or Shooting	4 ATTEMPTS	4		1	2	1	
750.49-A	Animals - Fighting	4 ATTEMPTS	4					
750.49-B	Animals - Attend Fight	4 ATTEMPTS	2					
			23	8	5	5	5	
			9	1	4	1	3	
			7	1	1	4	1	
			1		1		1	
			1	1				
			1			1		
			4	1		2	1	
			4		1	2	1	
			2			2		
			2		1		1	
			1				1	
			3				3	
			8	2		4	2	
			4			1	3	
			19		1		16	2
			16				16	

NOTE: Be sure to check for related offense codes when examining a particular type of crime. They may or may not be in sequential order or even on the same page. Offenders may have multiple dispositions.

A2

2008 Criminal Court Dispositions by Offense and Type of Disposition – All Offenses

Page 27 of 34

			DISPOSITIONS					
Compiled Laws	Offense	Max. Penalty	Total	Prison ¹	Jail	Jail/ Probation ²	Probation ²	Other ³
GRAND TOTAL			84,156	19,626	16,762	25,174	21,782	812
%				23%	20%	30%	26%	1%
VIOLATIONS			75,369	18,931	14,917	22,622	18,192	707
ATTEMPTS			8,787	695	1,845	2,552	3,590	105
750.49-C	Animals - Fighting, Possess Equipment	4 ATTEMPTS	4	1		1	2	
750.491	Public Records - Remove/Mutilate/Destruct	2 ATTEMPTS	1			1		
750.492A1B	Medical Record - Recklessly Placing False Info - Health Care Provider	MISD ATTEMPTS	1				1	
750.50	Animals - Abandoning/Cruelty	2 ATTEMPTS	5		1	1	2	1
750.50-A	Animals - Abandon/Cruelty, 2nd Offense	2 ATTEMPTS	3				3	
750.50-B	Animals - Abandon/Cruelty - 3rd+ Offense	4 ATTEMPTS	1				1	
750.502D	Anhydrous Ammonia Container, Unauthorized Tampering	4 ATTEMPTS	6	3	2	1		
750.504	Misdemeanor w/o Expressed Penalty	MISD ATTEMPTS	1			1		
750.504C	Animals - Abandon/Cruelty to 4 - 9 Animals	2 ATTEMPTS	3			1	2	
750.504D	Animals - Abandon/Cruelty to 10 or More Animals	4 ATTEMPTS	1				1	
750.505-A	Obstruction of Justice	5 ATTEMPTS	28	10	5	8	5	
750.505-B	Accessory After the Fact to Felony	5 ATTEMPTS	3		3			
750.505-C	Common Law Offenses	5 ATTEMPTS	91	13	14	32	31	1
750.5082B	Police Radio Receivers/Scanners, Use in Commission of Felony	2 ATTEMPTS	2				2	
750.509	Police Radio Station - False Report	MISD ATTEMPTS	1		1		1	
750.50B	Animals - Kill/Torture	4 ATTEMPTS	1			1		
750.50C7	Police Animal - Injure/Harass While Committing Crime	2 ATTEMPTS	31	3	5	15	8	
750.520B	CSC - 1st Degree - Multiple Variables	LIFE ATTEMPTS	3			3		
750.520B1A	CSC - 1st Degree - Person Under 13	LIFE ATTEMPTS	1	1				
750.520B1B	CSC - 1st Degree - Relationship	LIFE ATTEMPTS	77	76				1
750.520B1C	CSC - 1st Degree - During Felony	LIFE ATTEMPTS	1	1				
750.520B1D	CSC - 1st Degree - Accomplices	LIFE ATTEMPTS	211	211				
750.520B1E	CSC - 1st Degree - Weapon Used	LIFE ATTEMPTS	8	6		2		
750.520B1F	CSC - 1st Degree - Personal Injury	LIFE ATTEMPTS	78	78				
			18	18				
			2	2				
			15	15				
			1	1				
			24	24				
			1	1				

NOTE: Be sure to check for related offense codes when examining a particular type of crime. They may or may not be in sequential order or even on the same page. Offenders may have multiple dispositions.

A2

2008 Criminal Court Dispositions by Offense and Type of Disposition — All Offenses

Page 28 of 34

			DISPOSITIONS					
Compiled Laws	Offense	Max. Penalty	Total	Prison ¹	Jail	Jail/ Probation ²	Probation ²	Other ³
	GRAND TOTAL		84,156	19,626 23%	16,762 20%	25,174 30%	21,782 26%	812 1%
	VIOLATIONS		75,369	18,931	14,917	22,622	18,192	707
	ATTEMPTS		8,787	695	1,845	2,552	3,590	105
750.520B1G	CSC - 1st Degree - Injury to Incapacitated Victim	LIFE ATTEMPTS	1	1				
750.520B1H	CSC - 1st Degree - Mentally Disabled Relationship	LIFE ATTEMPTS	1	1				
750.520B2B	CSC - 1st Degree - Person <13, Defendant 17+ yrs.	LIFE ATTEMPTS	30	30				
750.520C	CSC - 2nd Degree - Multiple Variables	15 ATTEMPTS	113	68	3	30	12	
750.520C1A	CSC - 2nd Degree - Person Under 13	15 ATTEMPTS	16	6	2	6	2	
750.520C1B	CSC - 2nd Degree - Relationship	15 ATTEMPTS	378	288	5	65	15	5
750.520C1B	CSC - 2nd Degree - Relationship	15 ATTEMPTS	33	12	3	13	5	
750.520C1C	CSC - 2nd Degree - During Felony	15 ATTEMPTS	62	44		15	3	
750.520C1C	CSC - 2nd Degree - During Felony	15 ATTEMPTS	7	2		5		
750.520C1C	CSC - 2nd Degree - During Felony	15 ATTEMPTS	8	5		2	1	
750.520C1D	CSC - 2nd Degree - Accomplices	15 ATTEMPTS	8	8				
750.520C1E	CSC - 2nd Degree - Weapon Used	15 ATTEMPTS	5	2		1	2	
750.520C1E	CSC - 2nd Degree - Weapon Used	15 ATTEMPTS	2	2				
750.520C1F	CSC - 2nd Degree - Personal Injury	15 ATTEMPTS	27	18		4	5	
750.520C1F	CSC - 2nd Degree - Personal Injury	15 ATTEMPTS	1	1				
750.520C1G	CSC - 2nd Degree - Injury to Incapacitated Victim	15 ATTEMPTS	1				1	
750.520C1H	CSC - 2nd Degree - Mentally Disabled Relationship	15 ATTEMPTS	3	1	1	1		
750.520C1H	CSC - 2nd Degree - Mentally Disabled Relationship	15 ATTEMPTS	1	1				
750.520C1I	CSC - 2nd Degree - State Prisoner	15 ATTEMPTS	2	2				
750.520C1I	CSC - 2nd Degree - State Prisoner	15 ATTEMPTS						
750.520C1K	CSC - 2nd Degree - County Prisoner	15 ATTEMPTS	4	4				
750.520C1K	CSC - 2nd Degree - County Prisoner	15 ATTEMPTS						
750.520C1L	CSC - 2nd Degree - Detained Juvenile	15 ATTEMPTS	1	1				
750.520C1L	CSC - 2nd Degree - Detained Juvenile	15 ATTEMPTS						
750.520C2B	CSC - 2nd Degree - Person <13, Defendant 17+ yrs.	15 ATTEMPTS	43	35		6	2	
750.520C2B	CSC - 2nd Degree - Person <13, Defendant 17+ yrs.	15 ATTEMPTS	1	1				
750.520D	CSC - 3rd Degree - Multiple Variables	15 ATTEMPTS	97	93		1	3	
750.520D	CSC - 3rd Degree - Multiple Variables	15 ATTEMPTS	10	5		5		
750.520D1A	CSC - 3rd Degree - Person 13-15	15 ATTEMPTS	353	231	19	40	62	1
750.520D1A	CSC - 3rd Degree - Person 13-15	15 ATTEMPTS	121	38	12	50	21	
750.520D1B	CSC - 3rd Degree - Force/Coercion	15 ATTEMPTS	92	85	2	2	1	2
750.520D1B	CSC - 3rd Degree - Force/Coercion	15 ATTEMPTS	16	5	2	6	3	
750.520D1C	CSC - 3rd Degree - Incapacitated Victim	15 ATTEMPTS	11	10	1			
750.520D1C	CSC - 3rd Degree - Incapacitated Victim	15 ATTEMPTS	3			3		
750.520D1D	CSC - 3rd Degree - Incest	15 ATTEMPTS	34	34				
750.520D1D	CSC - 3rd Degree - Incest	15 ATTEMPTS	4			2	2	
750.520E	CSC - 4th Degree - Multiple Variables	2 ATTEMPTS	102	24	19	49	8	2
750.520E	CSC - 4th Degree - Multiple Variables	2 ATTEMPTS	7			6	1	
750.520E1A	CSC - 4th Degree - Force/Coercion	2 ATTEMPTS	186	36	32	73	45	
750.520E1A	CSC - 4th Degree - Force/Coercion	2 ATTEMPTS	13		6	4	3	
750.520E1A-A	CSC - 4th Degree - Victim 13-16	2 ATTEMPTS	144	27	24	67	26	
750.520E1A-A	CSC - 4th Degree - Victim 13-16	2 ATTEMPTS	7	1	1	3	2	

NOTE: Be sure to check for related offense codes when examining a particular type of crime. They may or may not be in sequential order or even on the same page. Offenders may have multiple dispositions.

A2

2008 Criminal Court Dispositions by Offense and Type of Disposition – All Offenses

Page 29 of 34

			DISPOSITIONS					
Compiled Laws	Offense	Max. Penalty	Total	Prison ¹	Jail	Jail/ Probation ²	Probation ²	Other ³
GRAND TOTAL			84,156	19,626	16,762	25,174	21,782	812
%				23%	20%	30%	26%	1%
VIOLATIONS			75,369	18,931	14,917	22,622	18,192	707
ATTEMPTS			8,787	695	1,845	2,552	3,590	105
750.520E1B	CSC - 4th Degree - Incapacitated Victim	2 ATTEMPTS	22	3	7	7	5	
750.520E1E-A	CSC - 4th Degree - Mental Health Professional	2 ATTEMPTS	12	11		1		
750.520E1F-A	CSC - 4th Degree - Student	2 ATTEMPTS	1			1		
750.520E1G	CSC - 4th Degree - Incest	2 ATTEMPTS	16	4	2	6	4	
750.520G	CSC - Assault w/Intent to Commit Sexual Penetration	10 ATTEMPTS	2	1		2		
750.520G1	CSC - Assault w/Intent to Commit Sexual Penetration	10 ATTEMPTS	178	95	8	68	7	
750.520G2	CSC - 2nd Degree Assault	5 ATTEMPTS	1	1				
750.529	Robbery - Armed	LIFE ATTEMPTS	84	43	4	32	5	
750.529A	Carjacking	LIFE ATTEMPTS	1	1		1		
750.530	Robbery - Unarmed	15 ATTEMPTS	869	855	1	6	1	6
750.531	Bank Robbery/Safe Breaking	LIFE ATTEMPTS	30	9	5	8	7	1
750.531-A	Bank Robbery	LIFE ATTEMPTS	189	181		1	2	5
750.531-B	Safe Breaking	LIFE ATTEMPTS	13	6	1	6		
750.532	Seduction	5 ATTEMPTS	673	377	36	143	111	6
750.533	Stolen Prop. - Receive & Conceal (Obsolete)	10 ATTEMPTS	53	13	10	18	11	1
750.533-A	Stolen Prop. - Receive & Conceal, >\$100 (Obsolete)	5 ATTEMPTS	2	1			1	
750.53352A	Stolen Prop. - Receive & Conceal, \$20K or More	10 ATTEMPTS	58	50		7		1
750.53352B	Stolen Prop. - Receive & Conceal, \$1K - <\$20K - 3rd+ Offense	10 ATTEMPTS	5	2		2		1
750.53353A	Stolen Prop. - Receive & Conceal, \$1K - <\$20K	5 ATTEMPTS	39	28	2	7	1	1
750.53353B	Stolen Prop. - Receive & Conceal, \$200 - <\$1K - 2nd+ Offense	5 ATTEMPTS	10	5		5		
750.53354A	Stolen Prop. - Receive & Conceal, \$200 - <\$1K	1 ATTEMPTS	7		2	5		
750.53354B	Stolen Prop. - Receive & Conceal	MISD ATTEMPTS	1	1				
750.53355	Stolen Prop. - Receive & Conceal, Under \$200	MISD ATTEMPTS	3	1	2			
750.53357	Stolen Prop. - Receive & Conceal, Motor Vehicle	5 ATTEMPTS	1	1				
			1	1				
			3	1	2			
			78	15	10	26	27	
			9	3		2	4	
			2	1			1	
			528	129	92	183	122	2
			72	6	25	25	16	
			9	1	3	3	2	
			129	2	41	31	54	1
			1				1	
			3		2		1	
			57	2	22	13	17	3
			2				2	
			1,115	237	203	303	369	3
			161	9	46	41	65	

NOTE: Be sure to check for related offense codes when examining a particular type of crime. They may or may not be in sequential order or even on the same page. Offenders may have multiple dispositions.

A2

2008 Criminal Court Dispositions by Offense and Type of Disposition – All Offenses

Page 30 of 34

			DISPOSITIONS					
Compiled Laws	Offense	Max. Penalty	Total	Prison ¹	Jail	Jail/ Probation ²	Probation ²	Other ³
GRAND TOTAL			84,156	19,626	16,762	25,174	21,782	812
%				23%	20%	30%	26%	1%
VIOLATIONS			75,369	18,931	14,917	22,622	18,192	707
ATTEMPTS			8,787	695	1,845	2,552	3,590	105
750.535A	Motor Vehicles - Operate Chop Shop	10 ATTEMPTS	5	1	1	1	2	
750.535A2	Motor Vehicles - Operate Chop Shop	10 ATTEMPTS	27	5	5	6	11	
			5		3	1	1	
750.535B	Weapons - Firearms, Receive & Conceal	10 ATTEMPTS	115	41	13	38	20	3
			21		5	13	3	
750.539D	Eavesdropping - Install/Use	2 ATTEMPTS	13	3		6	4	
750.539D3B	Eavesdropping - Distribute/Transmit Recording/Image Obtained	5 ATTEMPTS	2	1		1		
750.539E	Eavesdropping - Divulging Information	2 ATTEMPTS	1				1	
750.539F	Eavesdropping - Manufac/Possess Device	2 ATTEMPTS	4	2		2		
750.539J2A1	Surveil Unclothed Person	2 ATTEMPTS	17	2		10	5	
750.539J2B	Capture/Distribute Image of Unclothed Person	5 ATTEMPTS	13	1		7	5	
750.540	Telephone - Tap/Cut Lines	2 ATTEMPTS	11	1	6	1	3	
750.5405A	Interfere w/Electronic Communications	2 ATTEMPTS	204	25	45	99	35	
			28		9	13	6	
750.5405B	Interfere w/Electronic Communications, Injury/Death	4 ATTEMPTS	10	4	2	3	1	
750.540C4	Telecommunications - Access Device Violations	4 ATTEMPTS	1				1	
750.540E	Telecommunications - Malicious Use	MISD ATTEMPTS	32		19	2	11	
			1			1		
750.543M	Terrorism - False Report or Threat	20 ATTEMPTS	5	4		1		
			2			2		
750.552	Trespass	MISD ATTEMPTS	21		13	5	3	
750.552B	Trespass - State Correctional Facility	4 ATTEMPTS	1			1		
750.552c	Trespass Upon Key Facility	4 ATTEMPTS	8	1	1	6		
			1			1		
750.72	Arson - Dwelling House/ Curtilage	20 ATTEMPTS	2	2				
			3	2	1			
750.72-A	Arson - Dwelling House	20 ATTEMPTS	52	35	2	7	8	
			17	3	3	4	7	
750.72-B	Arson - Dwelling House/ Curtilage	20 ATTEMPTS	7	6			1	
750.73	Arson - Real Property	10 ATTEMPTS	61	27	6	18	10	
			10	3	1	5	1	
750.74	Arson - Personal Property, Over \$50	4 ATTEMPTS	1				1	
750.741A	Arson - Personal Property, <\$200	5 ATTEMPTS	1		1			

NOTE: Be sure to check for related offense codes when examining a particular type of crime. They may or may not be in sequential order or even on the same page. Offenders may have multiple dispositions.

A2

2008 Criminal Court Dispositions by Offense and Type of Disposition – All Offenses

Page 31 of 34

			DISPOSITIONS					
Compiled Laws	Offense	Max. Penalty	Total	Prison ¹	Jail	Jail/ Probation ²	Probation ²	Other ³
GRAND TOTAL			84,156	19,626	16,762	25,174	21,782	812
%				23%	20%	30%	26%	1%
VIOLATIONS			75,369	18,931	14,917	22,622	18,192	707
ATTEMPTS			8,787	695	1,845	2,552	3,590	105
750.741B1	Arson - Personal Property, \$200 - <\$1K	1 ATTEMPTS	3		1	2		
750.741C1	Arson - Personal Property, \$1K - <\$20K	5 ATTEMPTS	43	12	4	17	10	
750.741D1	Arson - Personal Property, \$20K or More	10 ATTEMPTS	7	1		4	2	
750.741D2	Arson - Personal Property, \$1k - <\$20K - 3rd+ Offense	10 ATTEMPTS	9	5	2	1	1	
750.75	Arson - Insured Property	10 ATTEMPTS	2		2			
750.771B1	Arson - Preparation to Burn Property, \$200 - <\$1K	1 ATTEMPTS	16	3		7	6	
750.771C1	Arson - Preparation to Burn Property, \$1K - <\$20K	5 ATTEMPTS	5				5	
750.771D1	Arson - Preparation to Burn Property, \$20K or More	10 ATTEMPTS	1				1	
750.78	Arson - Woods/Prairies	4 ATTEMPTS	18		2	11	5	
750.81	Asslt or Asslt and Battery	MISD ATTEMPTS	2		1		1	
750.812	Domestic Violence	MISD ATTEMPTS	413	3	173	94	131	12
750.813	Domestic Violence - 2nd Offense	1 ATTEMPTS	2				2	
750.814	Domestic Violence - 3rd Offense	2 ATTEMPTS	674	2	301	161	198	12
750.81A	Assault - Aggravated	1 ATTEMPTS	6		1	2	3	
750.81A2	Domestic Violence, Aggravated	1 ATTEMPTS	147	1	78	45	19	4
750.81A3	Domestic Violence, Aggravated - 2nd Offense	2 ATTEMPTS	1			1		
750.81C2	Assault/Battery of DHS Employee	2 ATTEMPTS	554	105	165	231	52	1
750.81D1	Police Officer - Assault/Resist/Obstruct	2 ATTEMPTS	6		2	4		
750.81D2	Police Officer - Assault/Resist/Obstruct, Causing Injury	4 ATTEMPTS	284	1	71	59	147	6
750.81D3	Police Officer - Assault/Resist/Obstruct, Serious Impairment	15 ATTEMPTS	3		1	2		
750.82	Felonious Assault	4 ATTEMPTS	114		37	28	49	
750.822	Weapon-Free Schools - Assault w/ Dangerous Weapon	4 ATTEMPTS	1				1	
750.83	Assault w/Intent to Murder	LIFE ATTEMPTS	51	13	15	16	6	1
750.84	Assault w/Intent to do Great Bodily Harm Less Than Murder	10 ATTEMPTS	13	2	4	3	4	
			2,837	596	792	873	548	28
			373	2	128	125	108	10
			190	58	35	55	42	
			11		1	4	6	
			4	4				
			1,955	544	277	616	511	7
			368	29	83	145	110	1
			4			1	2	1
			179	177	1	1		
			1	1				
			623	380	28	108	101	6
			43	15	5	20	3	

NOTE: Be sure to check for related offense codes when examining a particular type of crime. They may or may not be in sequential order or even on the same page. Offenders may have multiple dispositions.

A2

2008 Criminal Court Dispositions by Offense and Type of Disposition – All Offenses

Page 32 of 34

			DISPOSITIONS					
Compiled Laws	Offense	Max. Penalty	Total	Prison ¹	Jail	Jail/ Probation ²	Probation ²	Other ³
		GRAND TOTAL	84,156	19,626	16,762	25,174	21,782	812
		%		23%	20%	30%	26%	1%
		VIOLATIONS	75,369	18,931	14,917	22,622	18,192	707
		ATTEMPTS	8,787	695	1,845	2,552	3,590	105
750.85	Torture	LIFE ATTEMPTS	11	10			1	
750.86	Assault w/Intent to Maim	10 ATTEMPTS	7	3		3	1	
750.87	Assault w/Intent to Commit Felony	10 ATTEMPTS	3	1	1		1	
750.88	Assault w/Intent to Rob While Unarmed	15 ATTEMPTS	82	40	5	22	14	1
750.89	Assault w/Intent to Rob While Armed	LIFE ATTEMPTS	5	1		3	1	
750.90A	Assault - Pregnant Individual, Miscarriage/Stillbirth w/Intent	LIFE ATTEMPTS	169	156		6	1	6
750.91	Homicide - Attempted Murder	LIFE ATTEMPTS	2	2				
750.92	Attempt Commit Crime	10 ATTEMPTS	4	4				
750540E1A	Telecommunications - Malicious Use, Threaten Harm of Person/Property	10 ATTEMPTS	1				1	
752.10031	Health Care Fraud - False Claim	4 ATTEMPTS	1				1	
752.10032	Health Care Fraud - Medically Unnecessary	4 ATTEMPTS	30	6		7	17	
752.10033	Health Care Fraud - False Statement	4 ATTEMPTS	2			1	1	
752.10541	Copying Audio/Video Recordings for Gain - Misdemeanor	MISD ATTEMPTS	3		1	1	1	
752.10542	Copy Audio/Video for Gain - Felony	5 ATTEMPTS	1			1		
752.191	Felonious Driving	2 ATTEMPTS	8			1	7	
752.272	Chemical Agents - Prohibited Uses	MISD ATTEMPTS	4		1		3	
752.3651	Obscenity	MISD ATTEMPTS	1		1			
752.541	Riot	10 ATTEMPTS	63	6	6	15	35	1
752.542A	Prisons - Riots	10 ATTEMPTS	28		2	6	20	
752.543	Unlawful Assembly	5 ATTEMPTS	2			1	1	
752.796	Computers - Use to Violate Theft Statute	10 ATTEMPTS	1		1			
752.796C	Computers - Use to Violate Theft Statute Over \$100	5 ATTEMPTS	1				1	
752.7971B1	Computers - Fraudulent Access, \$200 - <\$1K	1 ATTEMPTS	4		2		1	
752.7971C1	Computers - Fraudulent Access, \$1K - <\$20K	5 ATTEMPTS	1				1	
			2	1	1	4	1	
						1		

NOTE: Be sure to check for related offense codes when examining a particular type of crime. They may or may not be in sequential order or even on the same page. Offenders may have multiple dispositions.

A2

2008 Criminal Court Dispositions by Offense and Type of Disposition – All Offenses

Page 33 of 34

			DISPOSITIONS					
Compiled Laws	Offense	Max. Penalty	Total	Prison ¹	Jail	Jail/ Probation ²	Probation ²	Other ³
GRAND TOTAL			84,156	19,626	16,762	25,174	21,782	812
%				23%	20%	30%	26%	1%
VIOLATIONS			75,369	18,931	14,917	22,622	18,192	707
ATTEMPTS			8,787	695	1,845	2,552	3,590	105
752.7971D1	Computers - Fraudulent Access, \$20K or More	10 ATTEMPTS	1		1			
752.7972A	Computers - Unauthorized Access	5 ATTEMPTS	4		1	1	2	
752.7973A	Computers - Use to Commit Crime Max 1 Yr or Less	1 ATTEMPTS	13		1	5	5	2
752.7973C	Computers - Use to Commit Crime Max 2 yrs - <4 yrs	4 ATTEMPTS	11	1		6	4	
752.7973D	Computers - Use to Commit Crime Max 4 yrs - <10 yrs	7 ATTEMPTS	87	36	8	21	22	
752.7973E	Computers - Use to Commit Crime Max 10 yrs - <20 yrs	10 ATTEMPTS	14	5	2	2	5	
752.7973F	Computers - Use to Commit Crime Max 20 yrs or More	20 ATTEMPTS	29	29				
752.811A	Breaking & Entering - Coin Operated Device	3 ATTEMPTS	71	19	19	22	10	1
752.811B	Breaking & Entering - Possess Tool to Open Coin-Operated Device	3 ATTEMPTS	2	2				
752.861	Weapons - Firearms, Careless Use Cause Injury/Death	2 ATTEMPTS	16	1	1	5	9	
752.862	Weapons - Firearms - Careless Discharge, Property Damage	MISD ATTEMPTS	1				1	
752.862-A	Weapons - Firearms, Careless Discharge, Prop. Damage \$50 or Less	MISD ATTEMPTS	1				1	
752.862-B	Weapons - Firearms, Careless Use Prop. Damage Over \$50	1 ATTEMPTS	2		1		1	
752.863A	Weapons - Firearms, Reckless Use	MISD ATTEMPTS	36		12	10	12	2
767A.91B	Prosecutor's Investigative Subpoena Perjury	LIFE ATTEMPTS	4	4				
769.10	Habitual Offender - 2nd Offense	LIFE ATTEMPTS	3		2		1	
769.11	Habitual Offender - 3rd Offense	LIFE ATTEMPTS	1		1			
769.12	Habitual Offender - 4th Offense	LIFE ATTEMPTS	3	2		1		
780.62	Abscond on Misdemeanor Bond	MISD ATTEMPTS	1		1			
800.2811	Prisons - Furnish Contraband to Prisoner in Prison	5 ATTEMPTS	8	2		5	1	
800.2813	Prisons - Bring Contraband Into Prison	5 ATTEMPTS	19	6	6	5	2	
800.2814	Prisons - Prisoner Possessing Contraband	5 ATTEMPTS	6		4	2		
800.2834	Prisons - Prisoner Possessing Weapon	5 ATTEMPTS	20	18	1		1	
800.283A	Prisons - Furnish Cellphone to Prisoner	5 ATTEMPTS	4	2	1		1	
			41	41	3			
			18	15				
			1	1				

NOTE: Be sure to check for related offense codes when examining a particular type of crime. They may or may not be in sequential order or even on the same page. Offenders may have multiple dispositions.

A2 2008 Criminal Court Dispositions by Offense and Type of Disposition – All Offenses

Page 34 of 34

GRAND TOTAL		
%		
VIOLATIONS		
ATTEMPTS		
Compiled Laws	Offense	Max. Penalty
801.2622	Jails - Prisoner Possess Weapon	5 ATTEMPTS
801.2631	Jails - Furnish Contraband to Prisoner	5 ATTEMPTS
801.2632	Jails - Prisoner Possessing Contraband	5 ATTEMPTS

DISPOSITIONS					
Total	Prison ¹	Jail	Jail/ Probation ²	Probation ²	Other ³
84,156	19,626 23%	16,762 20%	25,174 30%	21,782 26%	812 1%
75,369	18,931	14,917	22,622	18,192	707
8,787	695	1,845	2,552	3,590	105
2	1	1			
2		2			
13		5	5	3	
5	1		2	2	
37	8	16	6	7	
8	3	3	2		

NOTE: Be sure to check for related offense codes when examining a particular type of crime. They may or may not be in sequential order or even on the same page. Offenders may have multiple dispositions.

¹ Includes HYTA Prison

² Includes Delayed and Suspended Sentences, HYTA Probation, and SAI Probation

³ Includes Restitution, Fines, Costs, Community Service and DHS sentences

SOURCE: OMNI BIR Extract

A2a 2008 Criminal Court Dispositions by Offense and Type of Disposition – Non-Assaultive Offenses

Page 1 of 21

			DISPOSITIONS					
Compiled Laws	Offense	Max. Penalty	Total	Prison ¹	Jail	Jail/ Probation ²	Probation ²	Other ³
GRAND TOTAL			42,745	9,290	8,526	13,491	10,968	470
%				22%	20%	31%	26%	1%
VIOLATIONS			37,807	8,949	7,430	12,067	8,968	393
ATTEMPTS			4,938	341	1,096	1,424	2,000	77
28.2143-A	Lein Info. - Unauthorized Disclosure - 93 Days Misdemeanor	MISD ATTEMPTS	3		3			
28.243A	Fingerprinting - Refusal	MISD ATTEMPTS	8		5	2	1	
28.2931	State ID Card - False Application	5 ATTEMPTS	8		2	2	4	
28.2951A-A	State ID Card - Alter/Forge/Use to Commit Felony	10 ATTEMPTS	1				1	
28.2951A-A	State ID Card - Alter/Forge/Use to Commit Felony	10 ATTEMPTS	6	3		1	2	
28.425K2A	Weapons - Pistols, Carrying Concealed While Under the Influence	MISD ATTEMPTS	2			1	1	
28.425K2B	Weapons/Pistols - Carry Conceal, Blood Alcohol Content >.08 - <.10 Grams	MISD ATTEMPTS	2		1		1	
28.5953-A	State ID Card - Counterfeit/Forged, Possession	MISD ATTEMPTS	1		1			
28.729	Sex Offender - Fail to Register	4 ATTEMPTS	536	104	195	141	84	12
28.7291A	Sex Offender - Fail to Register	4 ATTEMPTS	142	3	55	32	45	7
28.7291B	Sex Offender - Fail to Register, 2nd Offense	4 ATTEMPTS	3	2	1			
28.7291B	Sex Offender - Fail to Register, 2nd Offense	7 ATTEMPTS	3	1	1	1		
28.7291C	Sex Offender - Fail to Register, 3rd Offense	7 ATTEMPTS	44	16	11	12	5	
28.7291C	Sex Offender - Fail to Register, 3rd Offense	10 ATTEMPTS	7	3	3	1		
28.7292	Sex Offenders - Failure to Comply w/ Duties	MISD ATTEMPTS	42	1	24	8	8	1
28.7292C	Sex Offender - Fail to Report, 3rd Offense	4 ATTEMPTS	1		1			
28.7292C	Sex Offender - Fail to Report, 3rd Offense	4 ATTEMPTS	25	1	11	11	1	1
28.7294	Sex Offenders - Refusing/Failing to Pay Registration Fee	MISD ATTEMPTS	4	1	2			1
28.7294	Sex Offenders - Refusing/Failing to Pay Registration Fee	MISD ATTEMPTS	1				1	
28.729B	Sex Offenders - Failure to Comply w/ Reporting Duties - 2nd Offense	MISD ATTEMPTS	12		5	5	2	
28.7352A	Student Safety Zone - Residency Violation	MISD ATTEMPTS	7		3	3	1	
28.7541	False Report of Child Abduction	4 ATTEMPTS	1			1		
55.3019	Notary Public - General Violations	MISD ATTEMPTS	2				2	
125.14471C1	Housing - MSHDA - False Pretenses, \$1K - <\$20K	5 ATTEMPTS	1		1			
168.9311M	Election Law - Failure to Perform Duty	MISD ATTEMPTS	1		1			
168.932F	Election Law - Possess Absentee Ballot	5 ATTEMPTS	3	3				
168.932H	Election Law - Attempt to Influence Absent Voter	5 ATTEMPTS	1	1				
205.271A	Taxes - Fail to File/False Return	5 ATTEMPTS	8	4		1	3	
205.271B	Taxes - Aid & Abet Tax Evasion File False Returns	5 ATTEMPTS	1			1		

NOTE: Be sure to check for related offense codes when examining a particular type of crime. They may or may not be in sequential order or even on the same page. Offenders may have multiple dispositions.

A2a 2008 Criminal Court Dispositions by Offense and Type of Disposition – Non-Assaultive Offenses

Page 2 of 21

			DISPOSITIONS					
Compiled Laws	Offense	Max. Penalty	Total	Prison ¹	Jail	Jail/ Probation ²	Probation ²	Other ³
GRAND TOTAL			42,745	9,290	8,526	13,491	10,968	470
%				22%	20%	31%	26%	1%
VIOLATIONS			37,807	8,949	7,430	12,067	8,968	393
ATTEMPTS			4,938	341	1,096	1,424	2,000	77
205.271C	Taxes - Make/Permit False Returns	5	2				2	
ATTEMPTS								
205.4282	Tobacco Products Tax Act	5	13		1	3	9	
Violation Felony			7				6	1
ATTEMPTS								
205.4282-A	Tobacco Products Tax Act Violations	5	1				1	
Sell w/o Tax Stamp			1				1	
ATTEMPTS								
205.4283	Tobacco Products Tax Act Violations	1	2				2	
Misdemeanor			1				1	
ATTEMPTS								
205.4284	Tobacco Products Tax Act Violations	MISD	2				1	1
ATTEMPTS								
205.4286	Tobacco Products Tax Act	10	1		1			
Unauthorized Tax Stamps								
ATTEMPTS								
205.53	Taxes - Sales/Doing Business w/o	MISD	1		1			
License								
ATTEMPTS								
257.1306	Motor Vehicle Repair Facility - No	MISD	1				1	
Registration								
ATTEMPTS								
257.215	Operating - Unregistered Vehicle	MISD	8		5	1		2
ATTEMPTS								
257.233	Temporary Registration Plate	MISD	1		1			
Violations								
ATTEMPTS								
257.233A6	Motor Vehicles - Odometer	5	1				1	
Tampering								
ATTEMPTS								
257.239	Motor Vehicles - Fail to Endorse/ Deliver to Transferee	MISD	2			1	1	
ATTEMPTS								
257.254	Motor Vehicle Code - Intent to	10	51	11	3	16	20	1
Pass False Title			5	1			4	
ATTEMPTS								
257.2551	License Plates - Expired/None	MISD	1		1			
ATTEMPTS								
257.256	License Plate/Registration/Title	MISD	74		45	11	9	9
Unlawful Use			1				1	
ATTEMPTS								
257.257	License Documents/Plates -	5	78	2	17	22	37	
Forgery			39	1	13	6	17	2
ATTEMPTS								
257.2572	License Documents/Plates -	7	1			1		
Forgery - 2nd Offense			1		1			
ATTEMPTS								
257.301	Operating - No/Multiple Licenses	MISD	42		28	11	2	1
ATTEMPTS								
257.31010	Driver's License - Forged, Possession	MISD	5		2		3	
ATTEMPTS								
257.3107A	Driver's License - Forge w/ Intent to Commit Crime Max 10 Yrs+	10	5	2		1	2	
ATTEMPTS								
257.3107B	Driver's License - Forge w/ Intent to Commit Crime Max 6mos-<10 yrs	5	7	2	1	2	2	
ATTEMPTS								
257.3107C	Driver's License - Forgery w/ Intent to Commit Crime - 1 Year	MISD	1		1			
ATTEMPTS								
257.3109	Driver's License - Forged, Possession of 2 or More	5	6	1	1	1	3	
ATTEMPTS			4				4	
257.311	Operate w/o License	MISD	40		24	7	6	3
ATTEMPTS								

NOTE: Be sure to check for related offense codes when examining a particular type of crime. They may or may not be in sequential order or even on the same page. Offenders may have multiple dispositions.

A2a 2008 Criminal Court Dispositions by Offense and Type of Disposition — Non-Assaultive Offenses

Page 3 of 21

			DISPOSITIONS					
Compiled Laws	Offense	Max. Penalty	Total	Prison ¹	Jail	Jail/ Probation ²	Probation ²	Other ³
GRAND TOTAL			42,745	9,290	8,526	13,491	10,968	470
		%		22%	20%	31%	26%	1%
VIOLATIONS			37,807	8,949	7,430	12,067	8,968	393
ATTEMPTS			4,938	341	1,096	1,424	2,000	77
257.312	Operate w/Restricted License	MISD	44		26	12	3	3
		ATTEMPTS						
257.312A	Operating - Motorcycles/Mopeds w/o Indorsement	MISD	5		2		3	
		ATTEMPTS						
257.324	Operate w/Forged/Altered License/False ID	MISD	77	1	52	9	13	2
		ATTEMPTS	2		1	1		
257.325	Motor Vehicle - Allowing Unlicensed Minor to Operate	MISD	1		1			
		ATTEMPTS						
257.3291	Insurance Certificates - Possess/Sale of Stolen/Counterfeit	5	23	4	2	3	14	
		ATTEMPTS	8		1		7	
257.602	Police Officer - Refuse to Obey Traffic Order	MISD	14		6	3	3	2
		ATTEMPTS						
257.617A	Fail to Stop at Personal Injury Accident	1	27	1	9	13	3	1
		ATTEMPTS						
257.618	Fail to Stop at Property Damage Accident (Attended Vehicle)	MISD	39		26	8	5	
		ATTEMPTS	1		1			
257.620	Fail to Stop after Collision	MISD	51		26	14	10	1
		ATTEMPTS	1		1			
257.621	Failure to Report Accident to Fixtures	MISD	6		3	2		1
		ATTEMPTS						
257.622	Fail to Report Accident	MISD	13		7	4	1	1
		ATTEMPTS						
257.624A	Alcohol - Open Container in Vehicle	MISD	145		90	29	19	7
		ATTEMPTS						
257.624B1	Alcohol - Possession By Minor in Motor Vehicle	MISD	9		3	1	5	
		ATTEMPTS						
257.625	Operating Vehicle Intoxicated	15	9		2	3	4	
		ATTEMPTS						
257.6251	Operating Vehicle Intoxicated	15	9	2		3	4	
		ATTEMPTS						
257.6251-A	Operating Vehicle Intoxicated	MISD	445	4	194	121	115	11
		ATTEMPTS	7			1	6	
257.62510	Operating Vehicle Intoxicated, Minor w/ any BAC - 2nd+ Offense	5	1		1			
		ATTEMPTS						
257.62510B	Operating Vehicle Intoxicated - 2nd Offense	1	17		5	10	2	
		ATTEMPTS						
257.62510C	Operating Vehicle Intoxicated - 3rd Offense	1	36	2	4	26	4	
		ATTEMPTS						
257.6253A	Operate - Impaired	MISD	127		54	27	29	17
		ATTEMPTS	2		1			1
257.6256	Operating Vehicle Intoxicated, Impaired - 3rd Felony	5	3		2	1		
		ATTEMPTS						
257.6256-A	Minor Operating Vehicle, w/ Any Blood Alcohol Content	MISD	19		3	4	6	6
		ATTEMPTS						
257.6256B	Operating Vehicle Intoxicated, Contr. Sub. - 2nd Offense	1	275		94	129	47	5
		ATTEMPTS	1				1	
257.6256D	Operating Vehicle Intoxicated, Contr. Sub. - 3rd Offense	5	3,884	716	338	2,554	273	3
		ATTEMPTS						

NOTE: Be sure to check for related offense codes when examining a particular type of crime. They may or may not be in sequential order or even on the same page. Offenders may have multiple dispositions.

A2a 2008 Criminal Court Dispositions by Offense and Type of Disposition — Non-Assaultive Offenses

Page 4 of 21

			DISPOSITIONS					
Compiled Laws	Offense	Max. Penalty	Total	Prison ¹	Jail	Jail/ Probation ²	Probation ²	Other ³
GRAND TOTAL			42,745	9,290	8,526	13,491	10,968	470
		%		22%	20%	31%	26%	1%
VIOLATIONS			37,807	8,949	7,430	12,067	8,968	393
ATTEMPTS			4,938	341	1,096	1,424	2,000	77
257.6257A1	Operating Vehicle Intoxicated, w/ Occupant <16	1 ATTEMPTS	33 1		9	15	9 1	
257.6257A2	Operating Vehicle Intoxicated, w/ Occupant <16 - 2nd+ Offense	5 ATTEMPTS	110 2	14	15	67 2	13	1
257.6258	Operating Vehicle, w/ Presence of Controlled Substance	MISD ATTEMPTS	67 1		37 1	14	15	1
257.625B	OUIL	5 ATTEMPTS	24		5	8	8	3
257.625M5	Commercial Vehicle - OWI - 3rd Offense	5 ATTEMPTS	1			1		
257.626	Driving - Reckless	MISD ATTEMPTS	70	1	26	20	16	7
257.626A	Operating - Drag Racing	MISD ATTEMPTS	2		1		1	
257.653A2	Passing EMS - Misd.	MISD ATTEMPTS	2		2			
257.675	Motor Vehicles - Disabled Persons Violation	MISD ATTEMPTS	1			1		
257.903	Motor Vehicle Code, False Certification	5 ATTEMPTS	25 3	2	6 1	8	9 2	
257.904	Operate - License Suspended/Revoked/ Denied	15 ATTEMPTS	10		8	1	1	
257.9041B	Operate - Allow Suspended/Revoked/ Denied to Operate	MISD ATTEMPTS	707 3	5	406 1	147	123 2	26
257.9041C	Operate - Allow Suspended/Revoked/ Denied to Operate - 2nd+ Offense	1 ATTEMPTS	800 2	8	526 1	162	80 1	24
257.9042-A	Motor Vehicles - Allowing Suspended Person to Operate	MISD ATTEMPTS	1		1			
257.904A	Operating - No License for 3 Years	MISD ATTEMPTS	2		2			
257.904A-B	Operating - No License for 3 Years - 2nd Offense	MISD ATTEMPTS	1		1			
287.262-B	Dog - Stray	MISD ATTEMPTS	1		1			
287.270	Dog - Kennel/Facility Violations	MISD ATTEMPTS	1			1		
324.20139	Hazardous Subs., Knowingly Release/ False Statement [Endanger]	2 ATTEMPTS	1	1				
324.401181	Wildlife Conservation Part - General Violations	MISD ATTEMPTS	2		1		1	
324.401182	Wildlife Conservation Part - Taking Game (Expt Deer, Bear, Turkey, Moose, Elk)	MISD ATTEMPTS	1		1			
324.401183	Wildlife Conservation Part - Taking Deer/Bear/Turkeys	MISD ATTEMPTS	3		3			
324.435585	Hunt/Fish License Part-Hunt/Possess Game Ineligible for License	MISD ATTEMPTS	1		1			
324.515031	Forest Fires - No Buring Permit	MISD ATTEMPTS	2				2	

NOTE: Be sure to check for related offense codes when examining a particular type of crime. They may or may not be in sequential order or even on the same page. Offenders may have multiple dispositions.

A2a 2008 Criminal Court Dispositions by Offense and Type of Disposition — Non-Assaultive Offenses

Page 5 of 21

			DISPOSITIONS					
Compiled Laws	Offense	Max. Penalty	Total	Prison ¹	Jail	Jail/ Probation ²	Probation ²	Other ³
	GRAND TOTAL		42,745	9,290	8,526	13,491	10,968	470
	%			22%	20%	31%	26%	1%
	VIOLATIONS		37,807	8,949	7,430	12,067	8,968	393
	ATTEMPTS		4,938	341	1,096	1,424	2,000	77
324.731021	Trespass, Recreational Trespass Law	MISD	1		1			
	ATTEMPTS							
324.801761	Marine Safety, OUIL Per Se	MISD	1			1		
	ATTEMPTS							
324.81133A	ORV - Operate at Unreasonable Speed	MISD	1			1		
	ATTEMPTS							
324.81134	ORV - OUIL	5	1		1			
	ATTEMPTS							
324.811345	ORV - OUIL - 2nd Offense	MISD	2			1	1	
	ATTEMPTS							
324.81140A2A	ORV - Operate, License Suspended/ Revoked	MISD	1			1		
	ATTEMPTS							
324.811461	ORV - Operate, Fleeing and Eluding	MISD	1		1			
	ATTEMPTS							
324.82119	Snowmobiles - Operation on Highway	MISD	1		1			
	ATTEMPTS							
328.2321	Funeral Contracts - Conversion	5	2			2		
	ATTEMPTS							
333.16294	Health Profession - Unauthorized Practice	4	2			1	1	
	Felony							
	ATTEMPTS							
338.1072	Security Guards - False Advertising	MISD	1		1			
	ATTEMPTS							
338.1082	Private Security Business & Security Alarm Act	MISD	1					1
	ATTEMPTS							
338.1516	Residential Builders Act, Violation	2	1		1			
	ATTEMPTS							
339.6013	Occupational Code - Performing Occupation w/o License - 1st Offense	MISD	10		1	6	2	1
	ATTEMPTS							
339.6016A	Unlicensed Residential Builder	1	1				1	
	ATTEMPTS							
380.1561	Fail to send child (6 to 16) to public school	MISD	1		1			
	ATTEMPTS							
400.601-A	Fraud - Welfare, \$500 or Less	4	10		3		6	1
	ATTEMPTS							
400.601-B	Fraud - Welfare, Over \$500	4	67	5	8	22	32	
	ATTEMPTS		22		1	4	17	
400.602	Fraud - Welfare, Failure to Inform	4	1		1			
	ATTEMPTS		1			1		
400.602-A	Fraud - Welfare, Failure to Inform, \$500 or Less	MISD	8		3		4	1
	ATTEMPTS							
400.602-B	Fraud - Welfare, Failure to Inform, Over \$500	4	240	2	6	26	202	4
	ATTEMPTS		33		4	11	17	1
400.6031	Medicaid Fraud - False Statement in Benefit Application	4	1				1	
	ATTEMPTS							
400.6071	Medicaid Fraud - False Claim	4	3			2	1	
	ATTEMPTS							
432.2181	Gambling Operations - Felony Violations	10	4			1	3	
	ATTEMPTS		1				1	

NOTE: Be sure to check for related offense codes when examining a particular type of crime. They may or may not be in sequential order or even on the same page. Offenders may have multiple dispositions.

A2a 2008 Criminal Court Dispositions by Offense and Type of Disposition – Non-Assaultive Offenses

Page 6 of 21

			DISPOSITIONS					
Compiled Laws	Offense	Max. Penalty	Total	Prison ¹	Jail	Jail/ Probation ²	Probation ²	Other ³
GRAND TOTAL			42,745	9,290	8,526	13,491	10,968	470
%				22%	20%	31%	26%	1%
VIOLATIONS			37,807	8,949	7,430	12,067	8,968	393
ATTEMPTS			4,938	341	1,096	1,424	2,000	77
432.2182	Gambling Activities - Felony Violations	10 ATTEMPTS	5	1			4	
432.30	Lottery - Forge/Counterfeit Ticket	5 ATTEMPTS	13	2			11	
436.16131	Alcohol - Furnishing Place for Consideration (1 Yr Felony)	MISD ATTEMPTS	1		1		1	
436.17011-A	Alcohol - Sell/Furnish to Minor	MISD ATTEMPTS	3			3		
436.17031A	Alcohol - Purchase/Consume/ Possess by Minor	MISD ATTEMPTS	12		8	3	1	
436.17031B	Alcohol - Purchase/Consume/ Possess by Minor - 2nd Offense	MISD ATTEMPTS	72		10	22	21	19
436.17031C	Alcohol - Purchase/Consume/ Possess by Minor - 3rd+ Offense	MISD ATTEMPTS	2				1	1
440.95016	File False/Fraudulent Financial Statement	5 ATTEMPTS	13		4	3	2	4
445.401	Second Hand Dealer - No License	MISD ATTEMPTS	5			5		
445.4083	Second Hand Dealer - Buy/Sell Stolen Utility Co. Scrap Metal	5 ATTEMPTS	1				1	
445.65	Identity Theft	5 ATTEMPTS	3			1	2	
445.67	Identity Theft - Obtain/Possess/ Transfer ID w/Intent	5 ATTEMPTS	502	98	45	158	200	1
445.86	Social Security Number Privacy Act, Violations	MISD ATTEMPTS	34	1	11	6	16	
451.501	Blue Sky Laws - Fraudulent Schemes/ Statements	10 ATTEMPTS	58	18	13	11	16	
484.16052	Emergency 911 Service, Unauthorized	MISD ATTEMPTS	7	1	3	1	2	
500.3101A	Motor Vehicle - Operating w/o Valid Insurance	MISD ATTEMPTS	1			1		
500.3102	Motor Vehicle - Operating w/o Security	MISD ATTEMPTS	2		2			
500.45111	Insurance - Fraudulent Acts	4 ATTEMPTS	1				1	
500.45112	Insurance Fraud - Conspiracies	10 ATTEMPTS	28		14	9	2	3
565.371	Real Property - Record Fraud Conveyance	3 ATTEMPTS	75	10	8	18	39	
570.111010A	Contractor - False Sworn Statements, Less than \$200	MISD ATTEMPTS	12		3	4	5	
570.111010B1	Contractor - False Sworn Statements, \$200 - <\$1K	MISD ATTEMPTS	10	1	1	3	5	
570.111010C	Contractor - False Sworn Statements, \$1K - <\$20K	5 ATTEMPTS	1				1	
570.111010D1	Contractor - False Sworn Statements, \$20K or More	10 ATTEMPTS	1					1
			2		2			
			5	2		3		

NOTE: Be sure to check for related offense codes when examining a particular type of crime. They may or may not be in sequential order or even on the same page. Offenders may have multiple dispositions.

A2a 2008 Criminal Court Dispositions by Offense and Type of Disposition – Non-Assaultive Offenses

Page 7 of 21

			DISPOSITIONS					
Compiled Laws	Offense	Max. Penalty	Total	Prison ¹	Jail	Jail/ Probation ²	Probation ²	Other ³
	GRAND TOTAL		42,745	9,290	8,526	13,491	10,968	470
	%			22%	20%	31%	26%	1%
	VIOLATIONS		37,807	8,949	7,430	12,067	8,968	393
	ATTEMPTS		4,938	341	1,096	1,424	2,000	77
570.152	Contractor - Fraudulent Use of Building Contract Fund	3 ATTEMPTS	12	2	2	3	5	
600.1701	Contempt of Court	MISD ATTEMPTS	1			2	1	
722.151B	Children - Harboring Runaways	MISD ATTEMPTS	1				1	
722.6411	Tobacco - Furnish to Minor	MISD ATTEMPTS	2				2	
722.642	Tobacco - Possession/Use by Minor	MISD ATTEMPTS	4				4	
750.110	Breaking & Entering - Bldg. w/Intent	15 ATTEMPTS	2,087	746	277	694	366	4
750.110-A	Breaking & Entering - Unoccupied Bldg. w/Intent	10 ATTEMPTS	363	73	66	115	108	1
750.110-B	Breaking & Entering - Occupied Bldg. w/Intent	15 ATTEMPTS	2	2	1	3		
750.110A3	Home Invasion - 2nd Degree	15 ATTEMPTS	1		1			
750.110A4	Home Invasion - 3rd Degree	5 ATTEMPTS	1,752	739	140	519	349	5
750.111	Breaking & Entering - Entry w/o Breaking, w/Intent	5 ATTEMPTS	180	35	29	59	55	2
750.115	Breaking & Entering - Illegal Entry w/o Owner's Permission/Denied	MISD ATTEMPTS	531	125	99	211	93	3
750.115A	Illegal Entry (w/o Owners Permission)	MISD ATTEMPTS	50	6	12	18	12	2
750.116	Burglar's Tools - Possess	10 ATTEMPTS	203	48	30	76	48	1
750.117	Public Officer - Bribery	4 ATTEMPTS	22	6	6	8	7	1
750.120A2B	Jurors - Intimidation - 10 Year Felony	10 ATTEMPTS	24		6	4	14	
750.1227A	Witness - Bribe/Intimidate/Interfere	4 ATTEMPTS	111	2	51	28	27	3
750.131	Check - Non-Sufficient Funds	2 ATTEMPTS	4		2	2		
750.1313A1	Check - Non-Sufficient Funds, Less than \$100	MISD ATTEMPTS	150	63	19	41	26	1
750.1313B1	Check - Non-Sufficient Funds, \$100 - <\$500	1 ATTEMPTS	14	1	7	4	2	
750.1313B2	Check - Non-Sufficient Funds, \$100 - <\$500 - 3rd+ Offense	2 ATTEMPTS	7	4		1	2	
750.1313C	Check - Non-Sufficient Funds, \$500 or more	2 ATTEMPTS	1			1		
750.131A	Check - No Account or Non-Sufficient Funds	2 ATTEMPTS	32	14	3	6	9	
750.131A1	Check - No Account	2 ATTEMPTS	10	2	5	2	1	
			2				2	
			11		1	1	8	1
			1			1		
			44		4	10	24	6
			2				2	
			4	2	2			
			87	7	18	35	27	
			8		1	6	1	
			3		3			
			3		2	1		
			383	34	94	136	111	8
			19		7	3	8	1

NOTE: Be sure to check for related offense codes when examining a particular type of crime. They may or may not be in sequential order or even on the same page. Offenders may have multiple dispositions.

A2a 2008 Criminal Court Dispositions by Offense and Type of Disposition – Non-Assaultive Offenses

Page 8 of 21

			DISPOSITIONS					
Compiled Laws	Offense	Max. Penalty	Total	Prison ¹	Jail	Jail/ Probation ²	Probation ²	Other ³
GRAND TOTAL			42,745	9,290	8,526	13,491	10,968	470
%				22%	20%	31%	26%	1%
VIOLATIONS			37,807	8,949	7,430	12,067	8,968	393
ATTEMPTS			4,938	341	1,096	1,424	2,000	77
750.131A2	Check - Non-Sufficient Funds, Three w/in 10 days	2 ATTEMPTS	106	6	29	47	21	3
750.141A2	Drugs/Alcohol - Allowing Consumption by Minors	MISD ATTEMPTS	3		6	2	1	2
750.145P1	Vulnerable Adult-Caregiver Commingle Funds/Obstruct Inv.	2 ATTEMPTS	3			1	2	
750.147B	Ethnic Intimidation	2 ATTEMPTS	19	5	2	4	8	
750.157A	Compounding Offenses	5 ATTEMPTS	2		1		1	
750.157AB	Conspiracy - Gamble Illegally	5 ATTEMPTS	21	4	5	2	10	
750.157B3B	Solicitation of Felony - Less than 5 Years	2 ATTEMPTS	2				2	
750.157N	Financial Transaction Device - Steal/Retain/Possess	2 ATTEMPTS	1				1	
750.157N1	Financial Transaction Device - Steal/Retain w/o Consent	4 ATTEMPTS	1,133	193	220	394	321	5
750.157N2	Financial Transaction Device - Possess Fraudulent One	4 ATTEMPTS	99	5	23	28	41	2
750.157P	Financial Transaction Device - Possess w/Intent to Use/Sell	4 ATTEMPTS	58	23	8	10	16	1
750.157Q	Financial Transaction Device - Illegal Sale/Use	4 ATTEMPTS	3			3		
750.157R	Financial Transaction Device - Forge/Alter/Counterfeit	4 ATTEMPTS	120	18	29	42	31	
750.157S1B1	Financial Transaction Device - Use Revoked/Cancelled, \$100-<\$500	4 ATTEMPTS	16		5	7	3	1
750.157S1C	Financial Transaction Device - Obtain Goods \$500 or More	4 ATTEMPTS	319	57	60	108	93	1
750.157T	Financial Transaction Device - Sale of Goods or Services	4 ATTEMPTS	42	1	10	13	15	3
750.157U	Financial Transaction Device - Overcharge	4 ATTEMPTS	5	1	3	1		
750.157V	Financial Transaction Device - False ID	4 ATTEMPTS	1		1	1		
750.157W	Financial Trans. Device - Fraud Withdraw/ Transfer	1 ATTEMPTS	2		1	1		
750.157W1A	Financial Trans. Device - Fraud Withdraw/ Transfer, <\$200	2 ATTEMPTS	2			2		
750.157W1B1	Financial Trans. Device - Fraud Withdraw/ Transfer, \$200 - <\$1K	4 ATTEMPTS	12				12	
750.157W1C1	Financial Trans. Device - Fraud Withdraw/ Transfer, \$1K - <\$20K	4 ATTEMPTS	2	4	2	2	4	
750.15911	Criminal Enterprise - Conduct	4 ATTEMPTS	12	3	4	5	11	
750.15913	Criminal Enterprise - Racketeering Proceeds	4 ATTEMPTS	3			1	2	
			7		3	2	2	
			12	2	2	6	2	
			3			2	1	
			37	23		5	9	
			5		1	4		
			1			1		

NOTE: Be sure to check for related offense codes when examining a particular type of crime. They may or may not be in sequential order or even on the same page. Offenders may have multiple dispositions.

A2a 2008 Criminal Court Dispositions by Offense and Type of Disposition — Non-Assaultive Offenses

Page 9 of 21

			DISPOSITIONS					
Compiled Laws	Offense	Max. Penalty	Total	Prison ¹	Jail	Jail/ Probation ²	Probation ²	Other ³
	GRAND TOTAL		42,745	9,290	8,526	13,491	10,968	470
	%			22%	20%	31%	26%	1%
	VIOLATIONS		37,807	8,949	7,430	12,067	8,968	393
	ATTEMPTS		4,938	341	1,096	1,424	2,000	77
750.15914-A	Criminal Enterprise - Conspiracy	20 ATTEMPTS	8	5		1	2	
750.160	Dead Bodies - Disinterment and Mutilation	10 ATTEMPTS	4	4				
750.161	Desertion/Abandon/Non-Support	3 ATTEMPTS	34	6	8	8	12	
			6		4		2	
750.165	Child Support - Fail to Pay	4 ATTEMPTS	1,252	92	130	441	585	4
			154	7	19	56	71	1
750.167	Disorderly Person	MISD ATTEMPTS	2				2	
750.1671A	Disorderly Person - Non-Support	MISD ATTEMPTS	24		6	5	10	3
750.1671B	Disorderly Person - Common Prostitute	MISD ATTEMPTS	2		1		1	
750.1671C	Disorderly Person - Window Peeper	MISD ATTEMPTS	3		3			
750.1671DA	Disorderly Person - Gambling	MISD ATTEMPTS	1		1			
750.1671DB	Disorderly Person - Illegal Occupation	MISD ATTEMPTS	4				4	
750.1671E	Disorderly Person - Drunk	MISD ATTEMPTS	30		13	6	8	3
750.1671I	Disorderly Person - Loitering at House of Ill Fame	MISD ATTEMPTS	2				2	
750.1671J	Disorderly Person - Loitering about Illegal Business	MISD ATTEMPTS	12		7	1	4	
750.1671L	Disorderly Person - Jostling	MISD ATTEMPTS	18		7	4	7	
750.170	Disturbing the Peace	MISD ATTEMPTS	53		14	8	27	4
750.174	Embezzle - Agent or Trustee	10 ATTEMPTS	1		1			
			2		2			
750.174-B	Embezzlement - Agent or Trustee, Over \$100	10 ATTEMPTS	6		4		2	
			1				1	
750.1742	Embezzlement - Less Than \$200	MISD ATTEMPTS	8		1	2	5	
750.1743A	Embezzle - Agent or Trustee \$200 - <\$1K	1 ATTEMPTS	55		8	11	34	2
750.1744A	Embezzle - Agent or Trustee, \$1K - <\$20K	5 ATTEMPTS	389	19	29	153	184	4
			85	1	3	26	54	1
750.1744B	Embezzle - Agent or Trustee, \$200 - <\$1K - 2nd+ Offense	5 ATTEMPTS	5		2	2	1	
			1		1			
750.1744C	Embezzle - \$200 - <\$1K from Non-Profit or Charity	5 ATTEMPTS	1			1		
750.1745A	Embezzle - Agent or Trustee, \$20K - <\$50K	10 ATTEMPTS	89	19	6	37	27	
			13		1	4	8	
750.1745B	Embezzle - Agent or Trustee, \$1K - <\$20K - 3rd+ Offense	10 ATTEMPTS	2	1		1		

NOTE: Be sure to check for related offense codes when examining a particular type of crime. They may or may not be in sequential order or even on the same page. Offenders may have multiple dispositions.

A2a 2008 Criminal Court Dispositions by Offense and Type of Disposition – Non-Assaultive Offenses

Page 10 of 21

			DISPOSITIONS					
Compiled Laws	Offense	Max. Penalty	Total	Prison ¹	Jail	Jail/ Probation ²	Probation ²	Other ³
GRAND TOTAL			42,745	9,290	8,526	13,491	10,968	470
		%		22%	20%	31%	26%	1%
VIOLATIONS			37,807	8,949	7,430	12,067	8,968	393
ATTEMPTS			4,938	341	1,096	1,424	2,000	77
750.1745C	Embezzle - \$1K - <\$20K from Non-Profit or Charity	10 ATTEMPTS	7	1		3	3	
750.1746	Embezzle - \$50K - <\$100K	15 ATTEMPTS	7	4		2	1	
750.1747	Embezzlement - \$100K or More	15 ATTEMPTS	7	4		1	2	
750.174A3A	Embezzlement - From Vulnerable Adult, \$200 - <\$1K	1 ATTEMPTS	8			2	6	
750.174A4A	Embezzlement - From Vulnerable Adult, \$1K - <\$20K	5 ATTEMPTS	33	4	2	13	13	1
750.174A5A	Embezzlement - From Vulnerable Adult, \$20K or More	10 ATTEMPTS	11		1	5	5	
750.175	Embezzle - Public Official, Over \$50	10 ATTEMPTS	8	2		2	4	
750.176	Embezzle - Administrator/Executor/Guardian	10 ATTEMPTS	11	3		6	2	
750.1772A	Embezzle - Chattel Mortgagor \$20K or More	10 ATTEMPTS	1				1	
750.180	Embezzle - Financial Institutions	20 ATTEMPTS	1		1			
750.1814A	Embezzle - Jointly Held Property, \$1K - <\$20K	5 ATTEMPTS	9		1		8	
750.1815A	Embezzle - Jointly Held Property \$20K or More	10 ATTEMPTS	2			1	1	
750.183-A	Escape - Aiding Prisoner - Felony	7 ATTEMPTS	1			1		
750.186A	Escape - Juvenile Facility	4 ATTEMPTS	2			2		
750.193	Escape - Prison	5 ATTEMPTS	2	1	1			
750.1951	Escape - From Misdemeanor Jail Sentence	2 ATTEMPTS	10	1	3	2	4	
750.1952	Escape - From Felony Jail Sentence	4 ATTEMPTS	2	1		1		
750.1971	Escape - Awaiting Trial for Misdemeanor	2 ATTEMPTS	12	10	1		1	
750.1972	Escape - Awaiting Trial for Felony	4 ATTEMPTS	2	2				
750.197A	Escape - Lawful Custody	1 ATTEMPTS	18	2	10	5	1	
750.199	Harboring Escapees	MISD ATTEMPTS	22	9	8	4	1	
750.1992	Harboring Misdemeanants	MISD ATTEMPTS	1		1			
750.1993	Harboring Felons	4 ATTEMPTS	3		1	2		
750.199A	Bond - Abscond or Forfeit	4 ATTEMPTS	7	1	3	1	2	
			1		12	2		
			1				1	
			3			2	1	
			1					
			11	1		5	5	
			11		2	6	3	
			113	32	44	31	5	1
			27	3	14	9	1	

NOTE: Be sure to check for related offense codes when examining a particular type of crime. They may or may not be in sequential order or even on the same page. Offenders may have multiple dispositions.

A2a 2008 Criminal Court Dispositions by Offense and Type of Disposition — Non-Assaultive Offenses

Page 11 of 21

			DISPOSITIONS					
Compiled Laws	Offense	Max. Penalty	Total	Prison ¹	Jail	Jail/ Probation ²	Probation ²	Other ³
	GRAND TOTAL		42,745	9,290	8,526	13,491	10,968	470
	%			22%	20%	31%	26%	1%
	VIOLATIONS		37,807	8,949	7,430	12,067	8,968	393
	ATTEMPTS		4,938	341	1,096	1,424	2,000	77
750.215	False Personation of Public Officer	MISD	3		3			
	ATTEMPTS							
750.2153	Impersonate Peace Officer to Commit Crime	4	6	3		1	2	
	ATTEMPTS		1				1	
750.217	Obstruct Officer By Disguise	1	4		3		1	
	ATTEMPTS							
750.218	False Pretenses w/Intent to Defraud	10	2		2			
	ATTEMPTS							
750.218-B	False Pretenses - Over \$100	10	1	1				
	ATTEMPTS							
750.2183	False Pretenses - Less Than \$200	MISD	15			1	11	3
	ATTEMPTS		1					1
750.2183A	False Pretenses - \$200 - <\$1K	1	61	4	7	12	36	2
	ATTEMPTS		4			2	1	1
750.2184A	False Pretenses - \$1K - <\$20K	5	189	45	20	64	58	2
	ATTEMPTS		30	3	4	9	12	2
750.2184B	False Pretenses - \$200 - <\$1K - 2nd+ Offense	5	7	7				
	ATTEMPTS							
750.2185A	False Pretenses - \$20K or More	10	49	17	2	14	16	
	ATTEMPTS		7	2	1	1	3	
750.219A2B1	Telecommunications - Avoid Payment, \$200 - <\$1K	MISD	4	1			3	
	ATTEMPTS							
750.219A2C1	Telecommunications - Avoid Payment, \$1K - < \$20K	5	1			1		
	ATTEMPTS							
750.219E	Financial Institution - Unauthorized Credit Application	4	1			1		
	ATTEMPTS		1				1	
750.220	False Statement - Credit Application	MISD	1				1	
	ATTEMPTS							
750.224	Weapons - Dangerous Weapon, Sale/Possess	5	1			1		
	ATTEMPTS							
750.2241-A	Weapons - Dangerous Weapon, Misc.	5	74	2	19	21	32	
	ATTEMPTS		23		2	10	11	
750.2241-B	Weapons - Dangerous Weapon, Gas Ejecting Device	5	2	1		1		
	ATTEMPTS							
750.224A	Weapons - Taser, Possession or Sale	4	14		5	4	5	
	ATTEMPTS		11	1	1	3	5	1
750.224B	Weapons - Firearms, Short-Barrel Shotgun/Rifle	5	67	15	12	19	19	2
	ATTEMPTS		9		2	3	4	
750.224F	Weapons - Firearms, Possession by Felon	5	878	509	96	113	152	8
	ATTEMPTS		30	8	7	9	6	
750.226	Weapons - Dangerous Weapon, Carry w/Unlawful Intent	5	117	35	12	36	31	3
	ATTEMPTS		6			4	2	
750.226A	Weapons - Switchblade, Possession or Sale	1	21		11	3	7	
	ATTEMPTS							
750.227	Weapons - Carry Concealed	5	1,351	256	237	316	532	10
	ATTEMPTS		991	12	132	194	640	13
750.227A	Weapons - Firearms - Unlawful Possession by Security Guard	4	1			1		
	ATTEMPTS							

NOTE: Be sure to check for related offense codes when examining a particular type of crime. They may or may not be in sequential order or even on the same page. Offenders may have multiple dispositions.

A2a 2008 Criminal Court Dispositions by Offense and Type of Disposition – Non-Assaultive Offenses

Page 12 of 21

			DISPOSITIONS					
Compiled Laws	Offense	Max. Penalty	Total	Prison ¹	Jail	Jail/ Probation ²	Probation ²	Other ³
GRAND TOTAL			42,745	9,290	8,526	13,491	10,968	470
		%		22%	20%	31%	26%	1%
VIOLATIONS			37,807	8,949	7,430	12,067	8,968	393
ATTEMPTS			4,938	341	1,096	1,424	2,000	77
750.227B	Weapons - Felony Firearm	10	1	1				
	ATTEMPTS							
750.227B-A	Weapons - Felony Firearm	2	1,824	1,718	2	18	85	1
	ATTEMPTS		12		5	4	3	
750.227B-B	Weapons - Felony Firearm - 2nd Offense	5	103	100			3	
	ATTEMPTS							
750.227B-C	Weapons - Felony Firearm - 3rd Offense	10	10	10				
	ATTEMPTS							
750.227C	Weapons - Firearms, Possess Loaded in Vehicle	2	85	7	13	24	39	2
	ATTEMPTS		13		3	3	7	
750.227D	Weapons - Firearms, Improper Possession in Vehicle	MISD	13		1	5	6	1
	ATTEMPTS							
750.227F	Body Armor - Wear During Violent Crime	4	1	1				
	ATTEMPTS							
750.227G9A	Weapons - Body Armor - Possess/Use by Violent Felon	4	2	1			1	
	ATTEMPTS							
750.227G9B	Weapons - Body Armor - Possess/Use w/o Written Permission in Possession	MISD	2				1	1
	ATTEMPTS							
750.228	Weapons - Firearms, Safety Inspection Violation [Repealed]	MISD	51		3	3	44	1
	ATTEMPTS		1				1	
750.230	Weapons - Firearms, Alter ID Marks	2	5	2	2			1
	ATTEMPTS		1				1	
750.232A	Weapons - Firearms, False Application	4	1				1	
	ATTEMPTS							
750.234D	Weapons - Firearms, Possess on Restricted Premises	MISD	3		1	1	1	
	ATTEMPTS							
750.234E	Weapons - Firearms - Brandishing in Public	MISD	25		7	1	16	1
	ATTEMPTS							
750.234F	Weapons - Firearms - Possession by Minor in Public	MISD	2			1	1	
	ATTEMPTS		1		1			
750.237A1	Weapon - Free School Zones, General Felony Violations	5	11	1	2	2	6	
	ATTEMPTS							
750.237A2	Weapon - Free School Zones, General Misdemeanor	MISD	8		2	2	4	
	ATTEMPTS							
750.243	Fireworks - Sale, Possession, Transport	MISD	2				2	
	ATTEMPTS							
750.248	Forgery	14	309	97	37	98	76	1
	ATTEMPTS		39	5	8	22	3	1
750.248A	Financial Transaction Device - Utter & Publish	4	2		1	1		
	ATTEMPTS		6			4	2	
750.249	Utter & Publish	14	2,060	473	406	621	546	14
	ATTEMPTS		543	32	138	144	222	7
750.249A	Financial Transaction Device - Forgery	4	1		1			
	ATTEMPTS		3				3	
750.251	Forge Bank Bills/Promissory Notes	7	2	1	1			
	ATTEMPTS							
750.252	Utter & Publish - Possess Counterfeit Note w/Intent	7	3		1	1	1	
	ATTEMPTS		1		1			

NOTE: Be sure to check for related offense codes when examining a particular type of crime. They may or may not be in sequential order or even on the same page. Offenders may have multiple dispositions.

A2a 2008 Criminal Court Dispositions by Offense and Type of Disposition — Non-Assaultive Offenses

Page 13 of 21

			DISPOSITIONS					
Compiled Laws	Offense	Max. Penalty	Total	Prison ¹	Jail	Jail/ Probation ²	Probation ²	Other ³
	GRAND TOTAL		42,745	9,290	8,526	13,491	10,968	470
	%			22%	20%	31%	26%	1%
	VIOLATIONS		37,807	8,949	7,430	12,067	8,968	393
	ATTEMPTS		4,938	341	1,096	1,424	2,000	77
750.253	Utter & Publish - Counterfeit Bills/Notes	5 ATTEMPTS	47	7	10	21	9	
750.254	Utter & Publish - Possess Counterfeit Bank/State/Bills	5 ATTEMPTS	10	3	5	2		
750.255	Counterfeiting - Possess Tools	10 ATTEMPTS	3		1		2	
750.260	Counterfeiting - Coins/Possess 5 or more	LIFE ATTEMPTS	1			1		
750.261	Counterfeiting - Coins/Possess Less than 5	10 ATTEMPTS	2			1	1	
750.2632	Counterfeiting - Deliver/Possess w/ False ID Mark	1 ATTEMPTS	4		1	2	1	
750.2633	Counterfeiting - Deliver/Possess w/ False ID Mark - Felony	5 ATTEMPTS	6		1	3	1	1
750.274	Fraud - Purchase/Collect on Fraud Financial Document	1 ATTEMPTS	1					1
750.280	Fraud - Common Law	10 ATTEMPTS	1		1			
750.282	Public Utility - Fraudulent Use	4 ATTEMPTS	1			1		
750.282-B	Public Utility - Fraudulent Use, Over \$500	4 ATTEMPTS	6		1	1	3	1
750.282B	Public Utility - Fraudulent Use, Over \$500	4 ATTEMPTS	6	1		1	4	
750.285	Obtain Personal Identity Info w/o Permission	5 ATTEMPTS	5		4	1	1	
750.298	Fraud - Practicing Medicine Under False Name	MISD ATTEMPTS	1			1		1
750.300A1B	Food Stamps - Fraud, Greater than \$250-<\$1K	5 ATTEMPTS	2			2		
750.300A1C	Food Stamps - Fraud Over \$1K	10 ATTEMPTS	2		1		1	
750.301	Gambling - Take Bets	1 ATTEMPTS	2		1		1	
750.303-A	Gambling House - Maintain for Gain	2 ATTEMPTS	2			1	1	
750.314-A	Gambling - Winning \$50 or Less at Cards/Dice	MISD ATTEMPTS	1		1			
750.356	Larceny	10 ATTEMPTS	5		2	1	1	1
750.356-B	Larceny - \$100 or Less	4 ATTEMPTS	1		1			
750.3562A	Larceny - \$20K or More	10 ATTEMPTS	21	10	1	6	4	
750.3563A	Larceny - \$1K - <\$20K	5 ATTEMPTS	5	2	1	1	1	
750.3563B	Larceny - \$200 - <\$1K - 2nd+ Offense	5 ATTEMPTS	377	94	46	153	81	3
			70	6	25	21	18	
			10	3		5	2	

NOTE: Be sure to check for related offense codes when examining a particular type of crime. They may or may not be in sequential order or even on the same page. Offenders may have multiple dispositions.

A2a 2008 Criminal Court Dispositions by Offense and Type of Disposition — Non-Assaultive Offenses

Page 14 of 21

			DISPOSITIONS					
Compiled Laws	Offense	Max. Penalty	Total	Prison ¹	Jail	Jail/ Probation ²	Probation ²	Other ³
GRAND TOTAL			42,745	9,290	8,526	13,491	10,968	470
%				22%	20%	31%	26%	1%
VIOLATIONS			37,807	8,949	7,430	12,067	8,968	393
ATTEMPTS			4,938	341	1,096	1,424	2,000	77
750.3564A	Larceny - \$200 - < \$1K	1	163		45	40	67	11
	ATTEMPTS		6		3	3		
750.3564B	Larceny - Less Than \$1K - 2nd+ Offense	MISD	4		1		3	
	ATTEMPTS							
750.3565	Larceny - Less Than \$200	MISD	116	3	51	28	25	9
	ATTEMPTS		5		3		2	
750.356A	Larceny - From Motor Vehicle	10	16		2	7	7	
	ATTEMPTS		11	1	3	2	5	
750.356A1	Larceny - From Motor Vehicle	5	694	96	161	227	210	
	ATTEMPTS		97	6	28	31	32	
750.356A2A	Breaking & Entering - Vehicle/Semi- Trailer/House Trailer, <\$200	MISD	89		42	31	16	
	ATTEMPTS		6		5	1		
750.356A2B1	Breaking & Entering - Vehicle/Semi- Trailer/House Trailer, \$200 - <\$1K	1	30		11	12	7	
	ATTEMPTS							
750.356A2C1	Breaking & Entering - Vehicle/Semi- Trailer/House Trailer, \$1K - <\$20K	5	51	15	8	16	12	
	ATTEMPTS		3		2		1	
750.356A2C2	Breaking & Entering - Vehicle/Semi or House Trailer, \$200-<\$1K - 2nd+Ofns	5	5	4	1			
	ATTEMPTS							
750.356A2D1	Breaking & Entering - Vehicle/Semi- Trailer/House Trailer, \$20K or More	10	2			2		
	ATTEMPTS							
750.356A2D2	Breaking & Entering - Vehicle Semi or House Trailer, \$1K-<\$20K - 2nd+Ofns	10	1	1				
	ATTEMPTS							
750.356A3	Breaking & Entering - Vehicle Semi- Trailer/House Trailer, w/ Damage	5	364	103	72	100	89	
	ATTEMPTS		40	7	12	3	17	1
750.356AB	Larceny From Motor Vehicle, Over \$5	5	1	1				
	ATTEMPTS							
750.356AC	Breaking & Entering - Vehicle w/ Damage	5	1		1			
	ATTEMPTS							
750.356B	Breaking & Entering - Coin Telephone	4	3		1	2		
	ATTEMPTS							
750.356C	Retail Fraud - 1st Degree	5	923	261	269	233	154	6
	ATTEMPTS		53	9	12	16	15	1
750.356D	Retail Fraud - 2nd Degree	1	108		58	20	28	2
	ATTEMPTS		1			1		
750.356D4	Retail Fraud - 3rd Degree	MISD	81	1	33	22	21	4
	ATTEMPTS		3		2	1		
750.357	Larceny from Person	10	412	137	57	130	87	1
	ATTEMPTS		61	11	14	21	15	
750.357A	Larceny of Livestock	4	1			1		
	ATTEMPTS							
750.357B	Weapons - Firearms - Larceny	5	114	39	12	44	19	
	ATTEMPTS		8	2		3	3	
750.359	Larceny - From Vacant Building	MISD	5		1	3	1	
	ATTEMPTS							
750.360	Larceny in Building	4	1,807	306	369	700	425	7
	ATTEMPTS		435	13	122	188	100	12
750.360A2A	Theft Detection Device - Deactivate/ Remove	MISD	18		11	3	4	
	ATTEMPTS							

NOTE: Be sure to check for related offense codes when examining a particular type of crime. They may or may not be in sequential order or even on the same page. Offenders may have multiple dispositions.

A2a 2008 Criminal Court Dispositions by Offense and Type of Disposition – Non-Assaultive Offenses

Page 15 of 21

			DISPOSITIONS					
Compiled Laws	Offense	Max. Penalty	Total	Prison ¹	Jail	Jail/ Probation ²	Probation ²	Other ³
GRAND TOTAL			42,745	9,290	8,526	13,491	10,968	470
%				22%	20%	31%	26%	1%
VIOLATIONS			37,807	8,949	7,430	12,067	8,968	393
ATTEMPTS			4,938	341	1,096	1,424	2,000	77
750.360A2B	Theft Detection Device - Deactivate/ Remove - 2nd Offense	4 ATTEMPTS	2		2			
750.362	Larceny By Conversion	10 ATTEMPTS	3 2		1 1		2 1	
750.362-A	Larceny By Conversion Over \$100 (obsolete)	5 ATTEMPTS	1		1			
750.3622A	Larceny by Conversion, \$20K or More	10 ATTEMPTS	33 1	14		6	12 1	1
750.3622B	Larceny By Conversion, \$1K - <\$20K - 3rd+ Offense	10 ATTEMPTS	2		2			
750.3623A	Larceny By Conversion, \$1K - <\$20K	5 ATTEMPTS	98 8	9 1	17	42 5	30 2	
750.3623B	Larceny By Conversion, \$200 - <\$1K - 2nd+ Offense	5 ATTEMPTS	2	2				
750.3624A	Larceny - By False Personation, \$200 - <\$1K	MISD ATTEMPTS	13 1		1 1	2	9	1
750.3625	Larceny - By Conversion, Less than \$200	MISD ATTEMPTS	2		2			
750.362A	Fail to Return Rented Property Over \$100 (obsolete)	10 ATTEMPTS	1 1		1 1			
750.362A2A	Fail to Return Rented Property, \$20K or More	10 ATTEMPTS	9 3		1	2	8 1	
750.362A3A	Fail to Return Rented Property, \$1K - <\$20K	5 ATTEMPTS	25 2	3	8	4 1	10 1	
750.362A4A	Failure to Return Rented Property - 1 Year Misd.	MISD ATTEMPTS	3			1	2	
750.362A5	Failure to Return Rented Property - 93 Day Misd.	MISD ATTEMPTS	3		1	1	1	
750.3633A	Larceny by False Personation, \$1K - <\$20K	5 ATTEMPTS	1		1			
750.3634A	Larceny- By False Personation, \$200 - <\$1K	MISD ATTEMPTS	2				2	
750.3673A	Larceny - Trees & Shrubs, \$1K - <\$20K	5 ATTEMPTS	2	1		1		
750.372	Lottery - Running/Allowing	2 ATTEMPTS	1		1			
750.373	Lottery - Sell/Possess Tickets	2 ATTEMPTS	1		1			
750.377A	Malicious Destruction Pers. Prop.	10 ATTEMPTS	4		3		1	
750.377A1A1	Malicious Destruction Pers. Prop., \$20K Or More	10 ATTEMPTS	4	1		2	1	
750.377A1B1	Malicious Destruction Pers. Prop., \$1K - <\$20K	5 ATTEMPTS	295 33	36 2	40 4	105 15	114 12	
750.377A1B2	Malicious Destruction Pers. Prop., \$200 - <\$1K - 2nd+ Offense	5 ATTEMPTS	3	2		1		
750.377A1C1	Malicious Destruction Pers. Prop., \$200 - <\$1K	1 ATTEMPTS	133 3	1	49 1	26 2	55	2

NOTE: Be sure to check for related offense codes when examining a particular type of crime. They may or may not be in sequential order or even on the same page. Offenders may have multiple dispositions.

A2a 2008 Criminal Court Dispositions by Offense and Type of Disposition — Non-Assaultive Offenses

Page 16 of 21

			DISPOSITIONS					
Compiled Laws	Offense	Max. Penalty	Total	Prison ¹	Jail	Jail/ Probation ²	Probation ²	Other ³
GRAND TOTAL			42,745	9,290	8,526	13,491	10,968	470
%				22%	20%	31%	26%	1%
VIOLATIONS			37,807	8,949	7,430	12,067	8,968	393
ATTEMPTS			4,938	341	1,096	1,424	2,000	77
750.377A1D	Malicious Destruction Pers. Prop., Under \$200	MISD ATTEMPTS	70 3		40	16 2	13 1	1
750.377AA	Malicious Destruction Pers. Prop.	4 ATTEMPTS	1		1			
750.377AB	Malicious Destruction Pers. Prop.	MISD ATTEMPTS	1		1			
750.379	Malicious Destruction of Prop., Bridges/Railroads/Locks	4 ATTEMPTS	2 2		1		2 1	
750.380	Mal. Destr. Bldg.	10 ATTEMPTS	1				1	
750.3802A	Malicious Destruction of Bldg., \$20K or More	10 ATTEMPTS	5			4	1	
750.3803A	Malicious Destruction of Bldg., \$1K - <\$20K	5 ATTEMPTS	115 14	16 1	18 4	52 2	29 7	
750.3803B	Malicious Destruction of Bldg., \$200 - <\$1K - 2nd+ Offense	5 ATTEMPTS	2	1			1	
750.3804A	Malicious Destruction of Bldg., \$200 - <\$1K	1 ATTEMPTS	50 2		19 1	13	17 1	1
750.3804B	Malicious Destruction of Bldg., <\$200 - 2nd Offense	MISD ATTEMPTS	1		1			
750.3805	Malicious Destruction of Bldg., <\$200	MISD ATTEMPTS	45		28	6	11	
750.380A	Malicious Destruction of Bldg., Over \$100 (Obsolete)	4 ATTEMPTS	2			2		
750.381	Malicious Destruction of Bldg., Gates/Fences	MISD ATTEMPTS	2		2			
750.3821A	Malicious Destruction of Property - Trees, Shrubs, Crops, Grass, Soil	MISD ATTEMPTS	1				1	
750.3821C1	Mal. Destr. Trees/Shrubs/etc. \$1K - <\$20K	5 ATTEMPTS	8			5	3	
750.383	Malicious Destruction of Prop., Boundary Marks/Lamp Posts/Billboard	MISD ATTEMPTS	1				1	
750.383A	Malicious Destruction of Prop., Utility Prop.	4 ATTEMPTS	35 13	10 1	2 1	11 4	12 7	
750.3875A	Malicious Destruction of Tombs/ Memorials, \$1K - <\$20K	5 ATTEMPTS	5			4	1	
750.390	Malicious Annoyance by Writting	MISD ATTEMPTS	1			1		
750.411A1A	False Report of Misdemeanor	MISD ATTEMPTS	23		5	7	10	1
750.411A1B	False Report of Felony	4 ATTEMPTS	229 70	23 1	33 9	73 23	94 32	6 5
750.411A3A	False Report/Threat of Bomb/ Harmful Device	4 ATTEMPTS	29 2	3	6	7	13 2	
750.411L	Money Laundering - 4th Degree	2 ATTEMPTS	2			1	1	
750.411N	Money Laundering - 2nd Degree	10 ATTEMPTS	5	4			1	

NOTE: Be sure to check for related offense codes when examining a particular type of crime. They may or may not be in sequential order or even on the same page. Offenders may have multiple dispositions.

A2a 2008 Criminal Court Dispositions by Offense and Type of Disposition — Non-Assaultive Offenses

Page 17 of 21

			DISPOSITIONS					
Compiled Laws	Offense	Max. Penalty	Total	Prison ¹	Jail	Jail/ Probation ²	Probation ²	Other ³
GRAND TOTAL			42,745	9,290	8,526	13,491	10,968	470
%				22%	20%	31%	26%	1%
VIOLATIONS			37,807	8,949	7,430	12,067	8,968	393
ATTEMPTS			4,938	341	1,096	1,424	2,000	77
750.413	Motor Vehicle - Unlawful Drive Away	5 ATTEMPTS	808	273	143	218	171	3
750.414	Motor Vehicle - Unlawful Use	2 ATTEMPTS	169	26	61	46	36	
750.4151	Motor Vehicles - Conceal/Misrep. Identity w/out Intent to Mislead	4 ATTEMPTS	518	33	199	150	134	2
750.4152	Motor Vehicle - Conceal/Misrep. Identity to Mislead	4 ATTEMPTS	33		11	11	11	
750.4155	Motor Vehicle - Possess/Deliver - ID Plates or Labels	4 ATTEMPTS	1				1	
750.4156	Motor Vehicle - Buy/Receive Part w/ ID Removed/Altered	10 ATTEMPTS	15	2	3	1	9	
750.416	Motor Vehicle - Tampering	MISD ATTEMPTS	3	1	1		2	1
750.417A	Motor Vehicle - Leasing/Subleasing w/o Secured Party's Consent	MISD ATTEMPTS	1			1		
750.422-A	Perjury - Court Proceeding, Capital Crime	LIFE ATTEMPTS	3	3				
750.422-B	Perjury - Court Proceeding	15 ATTEMPTS	6	4		1	1	
750.423	Perjury - Other Than Court Proceeding	15 ATTEMPTS	2	1			1	
750.425-A	Perjury - Incite/Procure, Other Than Court Proceeding	5 ATTEMPTS	1		1			
750.425-B	Perjury - Incite/Procure, Court Proceeding	5 ATTEMPTS	1			1		
750.439	Polygamy	4 ATTEMPTS	1			1		
750.448	Prostitution - Accost and Solicit	MISD ATTEMPTS	2		1		1	
750.449	Prostitution - Admitting to Place of	MISD ATTEMPTS	15		6	4	5	
750.449A	Prostitution - Engaging Services of	MISD ATTEMPTS	1		1			
750.451-B	Prostitution - 3rd Offense	2 ATTEMPTS	1		1			
750.451-C	Prostitution - 2nd Offense	MISD ATTEMPTS	1		1			
750.451-D	Prostitution - 3rd+ Offense	2 ATTEMPTS	53	9	23	17	4	
750.452	Prostitution - Keeping House of	5 ATTEMPTS	1		1			
750.457	Prostitution - Accept Earnings	20 ATTEMPTS	6	1	1	4		
750.478	Public Officer - Wilfull Neglect of Duty	MISD ATTEMPTS	1		1			
750.478A2	Public Officer - Attempt to Obstruct Official Duties	2 ATTEMPTS	1			1	1	
			1			1		

NOTE: Be sure to check for related offense codes when examining a particular type of crime. They may or may not be in sequential order or even on the same page. Offenders may have multiple dispositions.

A2a 2008 Criminal Court Dispositions by Offense and Type of Disposition – Non-Assaultive Offenses

Page 18 of 21

			DISPOSITIONS					
Compiled Laws	Offense	Max. Penalty	Total	Prison ¹	Jail	Jail/ Probation ²	Probation ²	Other ³
GRAND TOTAL			42,745	9,290	8,526	13,491	10,968	470
%				22%	20%	31%	26%	1%
VIOLATIONS			37,807	8,949	7,430	12,067	8,968	393
ATTEMPTS			4,938	341	1,096	1,424	2,000	77
750.483A2A	Interfering w/ Crime Report	MISD	9	1	4	1	3	
		ATTEMPTS						
750.483A4A	Interfering w/ Police Investigation	MISD	1		1			
		ATTEMPTS						
750.483A6A	Tamper w/ Evidence	4	4	1		2	1	
		ATTEMPTS	4		1	2	1	
750.483A6B	Tamper w/ Evidence - Criminal Case	10	2			2		
	Max >10 yr Term	ATTEMPTS	2		1		1	
750.49	Animals, Fighting, Baiting or Shooting	4	1				1	
		ATTEMPTS	3				3	
750.49-A	Animals - Fighting	4	8	2		4	2	
		ATTEMPTS	4			1	3	
750.49-B	Animals - Attend Fight	4	19		1		16	2
		ATTEMPTS	16				16	
750.49-C	Animals - Fighting, Possess Equipment	4	4	1		1	2	
		ATTEMPTS	1			1		
750.491	Public Records - Remove/ Mutilate/Destruct	2	1			1		
		ATTEMPTS						
750.492A1B	Medical Record - Recklessly Placing False Info - Health Care Provider	MISD	1				1	
		ATTEMPTS						
750.50	Animals - Abandoning/Cruelty	2	5		1	1	2	1
		ATTEMPTS						
750.50-A	Animals - Abandon/Cruelty, 2nd Offense	2	3				3	
		ATTEMPTS						
750.50-B	Animals - Abandon/Cruelty - 3rd+ Offense	4	1				1	
		ATTEMPTS						
750.502D	Anhydrous Ammonia Container, Unauthorized Tampering	4	6	3	2	1		
		ATTEMPTS	1			1		
750.504	Misdemeanor w/o Expressed Penalty	MISD	1			1		
		ATTEMPTS						
750.504C	Animals - Abandon/Cruelty to 4 - 9 Animals	2	3			1	2	
		ATTEMPTS	1			1		
750.504D	Animals - Abandon/Cruelty to 10 or More Animals	4	1				1	
		ATTEMPTS						
750.505-A	Obstruction of Justice	5	28	10	5	8	5	
		ATTEMPTS	3		3			
750.505-B	Accessory After the Fact to Felony	5	91	13	14	32	31	1
		ATTEMPTS	2				2	
750.505-C	Common Law Offenses	5	1				1	
		ATTEMPTS	1				1	
750.5082B	Police Radio Receivers/Scanners, Use in Commission of Felony	2	1			1		
		ATTEMPTS						
750.509	Police Radio Station - False Report	MISD	1		1			
		ATTEMPTS						
750.50B	Animals - Kill/Torture	4	31	3	5	15	8	
		ATTEMPTS	3			3		
750.535	Stolen Prop. - Receive & Conceal (Obsolete)	10	1	1				
		ATTEMPTS						

NOTE: Be sure to check for related offense codes when examining a particular type of crime. They may or may not be in sequential order or even on the same page. Offenders may have multiple dispositions.

A2a 2008 Criminal Court Dispositions by Offense and Type of Disposition – Non-Assaultive Offenses

Page 19 of 21

			DISPOSITIONS					
Compiled Laws	Offense	Max. Penalty	Total	Prison ¹	Jail	Jail/ Probation ²	Probation ²	Other ³
GRAND TOTAL			42,745	9,290	8,526	13,491	10,968	470
%				22%	20%	31%	26%	1%
VIOLATIONS			37,807	8,949	7,430	12,067	8,968	393
ATTEMPTS			4,938	341	1,096	1,424	2,000	77
750.535-A	Stolen Prop. - Receive & Conceal, >\$100 (Obsolete)	5 ATTEMPTS	3	1	2			
750.5352A	Stolen Prop. - Receive & Conceal, \$20K or More	10 ATTEMPTS	78	15	10	26	27	
750.5352B	Stolen Prop. - Receive & Conceal, \$1K - <\$20K - 3rd+ Offense	10 ATTEMPTS	2	1			1	
750.5353A	Stolen Prop. - Receive & Conceal, \$1K - <\$20K	5 ATTEMPTS	528	129	92	183	122	2
750.5353B	Stolen Prop. - Receive & Conceal, \$200 - <\$1K - 2nd+ Offense	5 ATTEMPTS	72	6	25	25	16	
750.5354A	Stolen Prop. - Receive & Conceal, \$200 - <\$1K	1 ATTEMPTS	9	1	3	3	2	
750.5354B	Stolen Prop. - Receive & Conceal	MISD ATTEMPTS	129	2	41	31	54	1
750.5355	Stolen Prop. - Receive & Conceal, Under \$200	MISD ATTEMPTS	1				1	
750.5357	Stolen Prop. - Receive & Conceal, Motor Vehicle	5 ATTEMPTS	3		2		1	
750.535A	Motor Vehicles - Operate Chop Shop	10 ATTEMPTS	57	2	22	13	17	3
750.535A2	Motor Vehicles - Operate Chop Shop	10 ATTEMPTS	2				2	
750.535B	Weapons - Firearms, Receive & Conceal	10 ATTEMPTS	1,115	237	203	303	369	3
750.539D	Eavesdropping - Install/Use	2 ATTEMPTS	161	9	46	41	65	
750.539D3B	Eavesdropping - Distribute/Transmit Recording/Image Obtained	5 ATTEMPTS	5	1	1	1	2	
750.539E	Eavesdropping - Divulging Information	2 ATTEMPTS	27	5	5	6	11	
750.539F	Eavesdropping - Manufac/Possess Device	2 ATTEMPTS	5		3	1	1	
750.540	Telephone - Tap/Cut Lines	2 ATTEMPTS	115	41	13	38	20	3
750.5405A	Interfere w/Electronic Communications	2 ATTEMPTS	21	5	5	13	3	
750.540C4	Telecommunications - Access Device Violations	4 ATTEMPTS	13	3		6	4	
750.540E	Telecommunications - Malicious Use	MISD ATTEMPTS	2	1		1		
750.543M	Terrorism - False Report or Threat	20 ATTEMPTS	1				1	
750.552	Trespass	MISD ATTEMPTS	4	2		2		
750.552B	Trespass - State Correctional Facility	4 ATTEMPTS	11	1	6	1	3	
750.552c	Trespass Upon Key Facility	4 ATTEMPTS	1					
			8	1	1	6		
			1			1		

NOTE: Be sure to check for related offense codes when examining a particular type of crime. They may or may not be in sequential order or even on the same page. Offenders may have multiple dispositions.

A2a 2008 Criminal Court Dispositions by Offense and Type of Disposition — Non-Assaultive Offenses

Page 20 of 21

			DISPOSITIONS					
Compiled Laws	Offense	Max. Penalty	Total	Prison ¹	Jail	Jail/ Probation ²	Probation ²	Other ³
	GRAND TOTAL		42,745	9,290	8,526	13,491	10,968	470
	%			22%	20%	31%	26%	1%
	VIOLATIONS		37,807	8,949	7,430	12,067	8,968	393
	ATTEMPTS		4,938	341	1,096	1,424	2,000	77
750.92	Attempt Commit Crime	10	1				1	
	ATTEMPTS		1				1	
750540E1A	Telecommunications - Malicious Use, Threaten Harm of Person/Property	MISD ATTEMPTS	1			1		
752.10031	Health Care Fraud - False Claim	4	30	6		7	17	
	ATTEMPTS		2			1	1	
752.10032	Health Care Fraud - Medically Unnecessary	4	3		1	1	1	
	ATTEMPTS		1			1		
752.10033	Health Care Fraud - False Statement	4	8			1	7	
	ATTEMPTS							
752.10541	Copying Audio/Video Recordings for Gain - Misdemeanor	MISD ATTEMPTS	4		1		3	
	ATTEMPTS		1		1			
752.10542	Copy Audio/Video for Gain - Felony	5	63	6	6	15	35	1
	ATTEMPTS		28		2	6	20	
752.272	Chemical Agents - Prohibited Uses	MISD ATTEMPTS	1		1			
	ATTEMPTS							
752.3651	Obscenity	MISD ATTEMPTS	1				1	
	ATTEMPTS							
752.543	Unlawful Assembly	5	1		1			
	ATTEMPTS							
752.796	Computers - Use to Violate Theft Statute	10 ATTEMPTS	1				1	
	ATTEMPTS							
752.796C	Computers - Use to Violate Theft Statute Over \$100	5 ATTEMPTS	1				1	
	ATTEMPTS							
752.7971B1	Computers - Fraudulent Access, \$200 - <\$1K	1 ATTEMPTS	3		2		1	
	ATTEMPTS							
752.7971C1	Computers - Fraudulent Access, \$1K - <\$20K	5 ATTEMPTS	6	1		4	1	
	ATTEMPTS		2		1	1		
752.7971D1	Computers - Fraudulent Access, \$20K or More	10 ATTEMPTS	1		1			
	ATTEMPTS							
752.7972A	Computers - Unauthorized Access	5 ATTEMPTS	4		1	1	2	
	ATTEMPTS		1					1
752.7973A	Computers - Use to Commit Crime Max 1 Yr or Less	1 ATTEMPTS	13		1	5	5	2
	ATTEMPTS							
752.7973C	Computers - Use to Commit Crime Max 2 yrs - <4 yrs	4 ATTEMPTS	11	1		6	4	
	ATTEMPTS		1			1		
752.7973D	Computers - Use to Commit Crime Max 4 yrs - <10 yrs	7 ATTEMPTS	87	36	8	21	22	
	ATTEMPTS		1		1			
752.7973E	Computers - Use to Commit Crime Max 10 yrs - <20 yrs	10 ATTEMPTS	14	5	2	2	5	
	ATTEMPTS		1			1		
752.7973F	Computers - Use to Commit Crime Max 20 yrs or More	20 ATTEMPTS	29	29				
	ATTEMPTS							
752.811A	Breaking & Entering - Coin Operated Device	3 ATTEMPTS	71	19	19	22	10	1
	ATTEMPTS		7		2	4	1	
752.811B	Breaking & Entering - Possess Tool to Open Coin-Operated Device	3 ATTEMPTS	2	2				
	ATTEMPTS		1		1			
767A.91B	Prosecutor's Investigative Subpoena Perjury	LIFE ATTEMPTS	4	4				
	ATTEMPTS							

NOTE: Be sure to check for related offense codes when examining a particular type of crime. They may or may not be in sequential order or even on the same page. Offenders may have multiple dispositions.

A2a 2008 Criminal Court Dispositions by Offense and Type of Disposition — Non-Assaultive Offenses

Page 21 of 21

			DISPOSITIONS					
			Total	Prison ¹	Jail	Jail/ Probation ²	Probation ²	Other ³
GRAND TOTAL			42,745	9,290	8,526	13,491	10,968	470
%				22%	20%	31%	26%	1%
VIOLATIONS			37,807	8,949	7,430	12,067	8,968	393
ATTEMPTS			4,938	341	1,096	1,424	2,000	77
Compiled Laws	Offense	Max. Penalty						
769.10	Habitual Offender - 2nd Offense	LIFE ATTEMPTS	3		2		1	
769.11	Habitual Offender - 3rd Offense	LIFE ATTEMPTS	1		1			
769.12	Habitual Offender - 4th Offense	LIFE ATTEMPTS	3	2		1		
780.62	Abscond on Misdemeanor Bond	MISD ATTEMPTS	1		1			
800.2811	Prisons - Furnish Contraband to Prisoner in Prison	5 ATTEMPTS	8	2		5	1	
800.2813	Prisons - Bring Contraband Into Prison	5 ATTEMPTS	19	6	6	5	2	
800.2814	Prisons - Prisoner Possessing Contraband	5 ATTEMPTS	20	18	1		1	
800.2834	Prisons - Prisoner Possessing Weapon	5 ATTEMPTS	41	41				
800.283A	Prisons - Furnish Cellphone to Prisoner	5 ATTEMPTS	18	15	3			
801.2622	Jails - Prisoner Possessing Weapon	5 ATTEMPTS	1	1				
801.2631	Jails - Prisoner Possessing Weapon	5 ATTEMPTS	2	1	1			
801.2631	Jails - Furnish Contraband to Prisoner	5 ATTEMPTS	2		2			
801.2632	Jails - Prisoner Possessing Contraband	5 ATTEMPTS	13		5	5	3	
801.2632	Jails - Prisoner Possessing Contraband	5 ATTEMPTS	5	1		2	2	
801.2632	Jails - Prisoner Possessing Contraband	5 ATTEMPTS	37	8	16	6	7	
801.2632	Jails - Prisoner Possessing Contraband	5 ATTEMPTS	8	3	3	2		

NOTE: Be sure to check for related offense codes when examining a particular type of crime. They may or may not be in sequential order or even on the same page. Offenders may have multiple dispositions.

¹ Includes HYTA Prison

² Includes Delayed and Suspended Sentences, HYTA Probation, and SAI Probation

³ Includes Restitution, Fines, Costs, Community Service and DHS sentences

SOURCE: OMNI BIR Extract

A2b 2008 Criminal Court Dispositions by Offense and Type of Disposition — Drug Offenses

Page 1 of 4

			DISPOSITIONS					
Compiled Laws	Offense	Max. Penalty	Total	Prison ¹	Jail	Jail/ Probation ²	Probation ²	Other ³
	GRAND TOTAL		21,444	2,537	4,979	6,671	7,090	167
	%			12%	23%	31%	33%	1%
	VIOLATIONS		19,355	2,451	4,619	6,159	5,967	159
	ATTEMPTS		2,089	86	360	512	1,123	8
333.17766A2-A	Contr. Sub. - Steroids, Possess - 2nd Offense	4 ATTEMPTS	2		2			
333.17766B	Contr. Sub. - Drugs, Obtain by False Representation	MISD ATTEMPTS	1		1			
333.17766C	Contr. Sub. - Drugs, Falsely Make/Utter/ Publish/Pass/Alter/Forge Rx	2 ATTEMPTS	1				1	
333.17766C1	Contr. Sub. - Ephedrine/Pseudoephedrine Posses >12 grams	2 ATTEMPTS	11	2	4	4	1	
333.17766D	Contr. Sub. - Drugs, Knowingly Posses False/Forged/Altered Rx	MISD ATTEMPTS	5		2	3		
333.17766E	Contr. Sub. - Drugs, Knowingly Attempts to Possess False/Forged/Altered Rx	MISD ATTEMPTS	6		5		1	
333.17766F	Contr. Sub. - Drugs, Possess/Control Rx for Purpose of Resale/Dispensory	MISD ATTEMPTS	3		3			
333.73022	Controlled Substances - Drugs, Label Alteration/Defacement	MISD ATTEMPTS	3			2	1	
333.73413	Contr. Sub. - Imitation Mfg/ Distribution	2 ATTEMPTS	129	17	62	29	20	1
333.7401	Contr. Sub. - Delivery/Manufacture	LIFE ATTEMPTS	2				2	
333.7401	Contr. Sub. - Delivery/Manufacture	LIFE ATTEMPTS	1		1			
333.74012A	Contr. Sub. - Del/Mfg (Narcotic or Cocaine)	LIFE ATTEMPTS	1		1			
333.74012A1	Contr. Sub. - Del/Mfg 1,000+ Grams (Narc. or Cocaine)	LIFE ATTEMPTS	17	14		1	2	
333.74012A2	Contr. Sub. - Del/Mfg 450 - 999 Grams (Narc. or Cocaine)	30 ATTEMPTS	6	6				
333.74012A3	Contr. Sub. - Del/Mfg 50 - 449 Grams (Narc. or Cocaine)	20 ATTEMPTS	199	165	5	16	13	
333.74012A3	Contr. Sub. - Del/Mfg 50 - 449 Grams (Narc. or Cocaine)	20 ATTEMPTS	3	1			2	
333.74012A4	Contr. Sub. - Del/Mfg Under 50 Grams (Narc. or Cocaine)	20 ATTEMPTS	2,992	819	607	865	696	5
333.74012A4	Contr. Sub. - Del/Mfg Under 50 Grams (Narc. or Cocaine)	20 ATTEMPTS	766	54	119	157	436	
333.74012B	Contr. Sub. - Del/Mfg (Sched. 1-3), Meth/Ecstasy	20 ATTEMPTS	2				2	
333.74012B-A	Contr. Sub. - Del/Mfg (Sched. 1-3), Except Marijuana	7 ATTEMPTS	294	49	28	135	81	1
333.74012B-A	Contr. Sub. - Del/Mfg (Sched. 1-3), Except Marijuana	7 ATTEMPTS	39	1	9	13	16	
333.74012B-B	Contr. Sub. - Del/Mfg (Subs added Sched. 1-3 by Rule)	7 ATTEMPTS	8	4	2	1	1	
333.74012B-B	Contr. Sub. - Del/Mfg (Subs added Sched. 1-3 by Rule)	7 ATTEMPTS	1				1	
333.74012B1	Contr. Sub. - Del/Mfg Meth/Ecstasy	20 ATTEMPTS	236	127	6	49	54	
333.74012B1	Contr. Sub. - Del/Mfg Meth/Ecstasy	20 ATTEMPTS	30	5	4	8	13	
333.74012C	Contr. Sub. - Del/Mfg (Sched. 4, or Added by Rule)	4 ATTEMPTS	4			2	2	
333.74012C	Contr. Sub. - Del/Mfg (Sched. 4, or Added by Rule)	4 ATTEMPTS	1		1			
333.74012C-A	Contr. Sub. - Del/Mfg (Sched. 4)	4 ATTEMPTS	79	10	15	35	19	
333.74012C-A	Contr. Sub. - Del/Mfg (Sched. 4)	4 ATTEMPTS	2			1	1	
333.74012C-B	Contr. Sub. - Del/Mfg (Added to Sched. 4 by Board Rule)	4 ATTEMPTS	14	1	1	3	9	
333.74012C-B	Contr. Sub. - Del/Mfg (Added to Sched. 4 by Board Rule)	4 ATTEMPTS						
333.74012D	Contr. Sub. - Del/Mfg (Sched. 5)	2 ATTEMPTS	6	1	2	2	1	
333.74012D	Contr. Sub. - Del/Mfg (Sched. 5)	2 ATTEMPTS	4				4	
333.74012D1	Contr. Sub. - Del/Mfg 45 or More Kilograms Marijuana	15 ATTEMPTS	32	14	7	2	9	
333.74012D1	Contr. Sub. - Del/Mfg 45 or More Kilograms Marijuana	15 ATTEMPTS	2			1	1	

NOTE: Be sure to check for related offense codes when examining a particular type of crime. They may or may not be in sequential order or even on the same page. Offenders may have multiple dispositions.

A2b 2008 Criminal Court Dispositions by Offense and Type of Disposition – Drug Offenses

Page 2 of 4

			DISPOSITIONS					
Compiled Laws	Offense	Max. Penalty	Total	Prison ¹	Jail	Jail/ Probation ²	Probation ²	Other ³
GRAND TOTAL			21,444	2,537	4,979	6,671	7,090	167
%				12%	23%	31%	33%	1%
VIOLATIONS			19,355	2,451	4,619	6,159	5,967	159
ATTEMPTS			2,089	86	360	512	1,123	8
333.74012D2	Contr. Sub. - Del/Mfg 5 to <45 Kilograms Marijuana	7 ATTEMPTS	137	2	28	66	40	1
333.74012D3	Contr. Sub. - Del/Mfg Marijuana	4 ATTEMPTS	7			3	4	
333.74012F	Prescription Forms - Del/Mfg/ Intent	7 ATTEMPTS	3,255	306	555	1,246	1,132	16
333.74012C2A	Contr. Sub. - Operate/Maintain Lab	10 ATTEMPTS	507	8	65	142	289	3
333.74012C2B	Contr. Sub. - Operate/Maintain Lab Near Minor	20 ATTEMPTS	22	3	5	9	5	
333.74012C2C	Contr. Sub. - Operate/Maintain Lab Involving Hazardous Waste	20 ATTEMPTS	33	10	8	13	2	
333.74012C2D	Contr. Sub. - Operate/Maintain Lab Near Specified Places	20 ATTEMPTS	4	1	1	2		
333.74012C2E	Contr. Sub. - Operate/Maintain Lab Involving Firearm	25 ATTEMPTS	3	2			1	
333.74012C2F	Contr. Sub. - Operate/Maintain Lab Involving Meth	20 ATTEMPTS	10	9		1		
333.74022A	Contr. Sub. - Create/Del./Intent Counterfeit (Narcotic)	10 ATTEMPTS	1			1		
333.74022B	Contr. Sub. - Create/Del./Intent Counterfeit (Sched. 1-3)	5 ATTEMPTS	19	17	1	1		
333.74022D	Contr. Sub. - Create/Del./Counterfeit Sub. (Sched. 5)	2 ATTEMPTS	2	2				
333.74022E	Contr. Sub. - Create/Deliver Analogue	15 ATTEMPTS	161	104	15	33	9	
333.7403	Contr. Sub. - Possess Marijuana	LIFE ATTEMPTS	8	2	2	4		
333.74032A	Contr. Sub. - Possess	LIFE ATTEMPTS	4	1		1	2	
333.74032A1	Contr. Sub. - Possess 1,000+ Grams (Narcotic)	LIFE ATTEMPTS	2				2	
333.74032A2	Contr. Sub. - Possess 450 - 999 Grams (Narcotic)	30 ATTEMPTS	1			1		
333.74032A3	Contr. Sub. - Possess 50 - 449 Grams (Narcotic)	20 ATTEMPTS	7	1		5	1	
333.74032A4	Contr. Sub. - Possess 25 - 49 Grams (Narcotic)	4 ATTEMPTS	1			1		
333.74032A5	Contr. Sub. - Possess <25 Grams (Narcotic)	4 ATTEMPTS	12	2		6	4	
333.74032B	Contr. Sub. - Possess Analogues/Sched. 1-4	2 ATTEMPTS	1		1			
333.74032B-A	Contr. Sub. - Possess Analogues/Sched. 1-4	2 ATTEMPTS	1			1		
333.74032B-B	Contr. Sub. - Possess Analogues/Sched. 1-4	2 ATTEMPTS	3					
333.74032B1	Contr. Sub. - Possess Methamphetamine	10 ATTEMPTS	1					
			3		1	1	1	
			3		1	1	1	
			19	13		3	3	
			47	4	4	13	26	
			3		1		2	
			5,881	464	1,701	1,736	1,932	48
			423	8	91	88	235	1
			5		1		4	
			2			1	1	
			1,255	48	232	425	535	15
			41		15	4	20	2
			36	4	7	9	16	
			3		1		2	
			589	71	136	226	154	2
			74	4	10	28	32	

NOTE: Be sure to check for related offense codes when examining a particular type of crime. They may or may not be in sequential order or even on the same page. Offenders may have multiple dispositions.

A2b 2008 Criminal Court Dispositions by Offense and Type of Disposition — Drug Offenses

Page 3 of 4

			DISPOSITIONS					
Compiled Laws	Offense	Max. Penalty	Total	Prison ¹	Jail	Jail/ Probation ²	Probation ²	Other ³
	GRAND TOTAL		21,444	2,537	4,979	6,671	7,090	167
	%			12%	23%	31%	33%	1%
	VIOLATIONS		19,355	2,451	4,619	6,159	5,967	159
	ATTEMPTS		2,089	86	360	512	1,123	8
333.74032C-A	Contr. Sub. - Possess Sched. 5	1	11	1	5	3	2	
	ATTEMPTS							
333.74032D	Contr. Sub. - Possess Marijuana	1	2,098	40	768	627	615	48
	ATTEMPTS		10		2	4	3	1
333.74032E	Prescription Forms - Possession	MISD	1			1		
	ATTEMPTS							
333.74032F	Prescription Forms - Possession	MISD	4			2	2	
	ATTEMPTS							
333.74042	Controlled Substance - Possession	MISD	2				2	
	ATTEMPTS							
333.74042A	Contr. Sub. - Use (Narcotic/Cocaine/ Meth/Ecstasy)	1	199		79	47	65	8
	ATTEMPTS		1			1		
333.74042B	Contr. Sub. - Use	1	182		26	40	113	3
	ATTEMPTS							
333.74042C	Contr. Sub. - Use, Sched. 5 or LSD, Etc.	MISD	1				1	
	ATTEMPTS							
333.74042D	Contr. Sub. - Use of Marijuana	MISD	22		8	9	4	1
	ATTEMPTS							
333.7405A	Contr. Sub. - Licensee, Prescription Violations	2	1			1		
	ATTEMPTS							
333.7405D	Contr. Sub. - Maintain Drug House	2	872	51	201	355	257	8
	ATTEMPTS		43		9	10	23	1
333.7405E	Contr. Sub. - Maintain Drug House	2	4		1		3	
	ATTEMPTS		1		1			
333.74071B	Contr. Sub. - Use Fictitious License Number	4	1	1				
	ATTEMPTS							
333.74071C	Contr. Sub. - Obtain by Fraud	4	271	38	56	84	92	1
	ATTEMPTS		91	1	23	33	34	
333.74071G	Contr. Sub. - Counterfeit Prescription Form	4	10	1	2	4	3	
	ATTEMPTS		2	1	1			
333.7407A-A	Contr. Sub. - Induce Person to Commit Felony	LIFE	2		1	1		
	ATTEMPTS							
333.7407A1-A	Contr. Sub. - Attempt Felony	LIFE	19	1	6	9	3	
	ATTEMPTS		8		1	7		
333.7407A1(B)	Controlled Substance - Fraud	4	1		1			
	ATTEMPTS							
333.7407AA	Contr. Sub. - Inducing Person to Violate - Life Felony	VAR	2		1		1	
	ATTEMPTS							
333.74101-A	Contr. Sub. - Deliver to Minor <50 Grams (Narcotic/Cocaine)	40	3	2			1	
	ATTEMPTS							
333.74101-B	Contr. Sub. - Deliver to Minor (Sched. 1-3, Except Marij./Coc.)	14	1			1		
	ATTEMPTS							
333.74101-D	Contr. Sub. - Delivery to Minor, Sched. 4 and Marijuana	8	7	1	2	2	2	
	ATTEMPTS		1			1		
333.74102	Contr. Sub. - Distribution w/o Remuneration (Marijuana)	60	5		1	2	1	1
	ATTEMPTS							
333.74102-A	Contr. Sub. - Deliver <50 Grams, School Prop. (Narc/Cocaine)	60	10	8	1		1	
	ATTEMPTS							

NOTE: Be sure to check for related offense codes when examining a particular type of crime. They may or may not be in sequential order or even on the same page. Offenders may have multiple dispositions.

A2b 2008 Criminal Court Dispositions by Offense and Type of Disposition — Drug Offenses

Page 4 of 4

			DISPOSITIONS					
			Total	Prison ¹	Jail	Jail/ Probation ²	Probation ²	Other ³
GRAND TOTAL			21,444	2,537	4,979	6,671	7,090	167
%				12%	23%	31%	33%	1%
VIOLATIONS			19,355	2,451	4,619	6,159	5,967	159
ATTEMPTS			2,089	86	360	512	1,123	8
Compiled Laws	Offense	Max. Penalty						
333.74103	Contr. Sub. - Intent Deliver <50 Grams, School Prop (Narc.)	40 ATTEMPTS	6	5		1		
333.74104-A	Contr. Sub. - Possess on School/Library Prop. (Narc./Coc.) <25 Grams	8 ATTEMPTS	1	3	1	2	1	
333.74104-B	Contr. Sub. - Possess on School/Library Property (Sched.1-4)	4 ATTEMPTS	9			7	2	
333.74104-D	Contr. Sub. - Possess Marijuana, on School/Library Property	2 ATTEMPTS	31		8	12	11	
333.7410A	Contr. Sub. - Deliver/Possess in Park	2 ATTEMPTS	2		2			
333.74132	Contr. Sub. - 2nd+ Offense - Double Penalty	VAR ATTEMPTS	7	1	1	4	1	
333.7416	Contr. Sub. - Induce Minor to Felony	LIFE ATTEMPTS	1	1				
333.7454	Contr. Sub. - Sale of Paraphernalia	MISD ATTEMPTS	1			1		
335.07	Marihuana, Possession	MISD ATTEMPTS	3		1		2	

NOTE: Be sure to check for related offense codes when examining a particular type of crime. They may or may not be in sequential order or even on the same page. Offenders may have multiple dispositions.

¹ Includes HYTA Prison

² Includes Delayed and Suspended Sentences, HYTA Probation, and SAI Probation

³ Includes Restitution, Fines, Costs, Community Service and DHS sentences

SOURCE: OMNI BIR Extract

A2c 2008 Criminal Court Dispositions by Offense and Type of Disposition — Assaultive Offenses

Page 1 of 10

			DISPOSITIONS					
Compiled Laws	Offense	Max. Penalty	Total	Prison ¹	Jail	Jail/ Probation ²	Probation ²	Other ³
GRAND TOTAL			19,967	7,799	3,257	5,012	3,724	175
%				39%	16%	25%	19%	1%
VIOLATIONS			18,207	7,531	2,868	4,396	3,257	155
ATTEMPTS			1,760	268	389	616	467	20
257.602A	Police Officer - Flee (Vehicle Code)	15 ATTEMPTS	2		1		1	
257.602A2	Police Officer - Flee - 4th Degree (Vehicle Code)	2 ATTEMPTS	408	59	111	156	77	5
257.602A3	Police Officer - Flee - 3rd Degree (Vehicle Code)	4 ATTEMPTS	51	1	13	15	20	2
257.602A3-A	Police Officer - Flee - 3rd Degree (Vehicle Code)	5 ATTEMPTS	2	1			1	
257.602A4-A	Police Officer - Flee - 2nd Degree (Vehicle Code)	10 ATTEMPTS	867	270	141	224	226	6
257.602A5	Police Officer - Flee - 1st Degree (Vehicle Code)	15 ATTEMPTS	47	5	10	11	20	1
257.617	Fail to Stop at Accident - Serious Impairment/Death	5 ATTEMPTS	63	36	9	9	9	
257.6173	Fail to Stop at Accident - At Fault Death Result	15 ATTEMPTS	5	3	1		1	
257.6254	Operating Vehicle Intoxicated, Causing Death	15 ATTEMPTS	1	1				
257.6254A	Operating Vehicle Intoxicated, Causing Death	15 ATTEMPTS	42	22	5	7	7	1
257.6254B	Operating Vehicle Intoxicated, Causing Death to Emergency Person	20 ATTEMPTS	6	5		1		
257.6255-A	Operating Vehicle Intoxicated, Causing Serious Injury	5 ATTEMPTS	67	60		5	2	
257.626	Driving - Reckless	MISD ATTEMPTS	3	3				
257.626C	Driving - Felonious	2 ATTEMPTS	1	1				
257.9044	Operate - License Susp./Rev./Denied, Causing Death	15 ATTEMPTS	142	51	3	65	23	
257.9045	Operate - License Susp./Rev./Denied, Causing Serious Injury	5 ATTEMPTS	5		1	4		
257.9047-B	Allow Suspended Person to Operate Vehicle, Causing Death	5 ATTEMPTS	2			1		1
287.3231	Dangerous Animal, Causing Death	15 ATTEMPTS	32	6	5	17	4	
324.1608	Resist/Obstruct Conservation Officers	2 ATTEMPTS	2		1		1	
324.80134A2	Marine Safety, Injury/Death - Fail to Stop at Scene	5 ATTEMPTS	14	9		2	3	
324.80172	Marine Safety, Negligence Cause Injury/Death	2 ATTEMPTS	24	11	2	7	4	
324.80173	Marine Safety, Felonious Operation	2 ATTEMPTS	1			1		
324.821582	Snowmobiles - Flee and Elude	MISD ATTEMPTS	2	2				
333.5210	AIDS - Sexual Penetration w/ Uninformed Partner	4 ATTEMPTS	3		1	2		
			1				1	
			1		1			

NOTE: Be sure to check for related offense codes when examining a particular type of crime. They may or may not be in sequential order or even on the same page. Offenders may have multiple dispositions.

A2c 2008 Criminal Court Dispositions by Offense and Type of Disposition — Assaultive Offenses

Page 2 of 10

			DISPOSITIONS					
Compiled Laws	Offense	Max. Penalty	Total	Prison ¹	Jail	Jail/ Probation ²	Probation ²	Other ³
GRAND TOTAL			19,967	7,799	3,257	5,012	3,724	175
%				39%	16%	25%	19%	1%
VIOLATIONS			18,207	7,531	2,868	4,396	3,257	155
ATTEMPTS			1,760	268	389	616	467	20
722.675	Distribute Obscene Matter to Children	2 ATTEMPTS	22	7	6	4	5	
750.10A	Sexually Delinquent Person	LIFE ATTEMPTS	13	1	3	2	8	
750.110A2	Home Invasion - 1st Degree	20 ATTEMPTS	601	397	16	82	100	6
750.1227B	Witness - Bribe/Intimidate/Interfere	10 ATTEMPTS	109	24	18	33	34	
750.1227C	Witness - Intimidate/Threaten to Kill or Injure	15 ATTEMPTS	10	3	1	3	3	
750.1228	Witness - Retaliate Against	10 ATTEMPTS	4	3			1	
750.1228	Witness - Retaliate Against	10 ATTEMPTS	5	4			1	
750.135	Children - Abandonment	10 ATTEMPTS	2	1	1			
750.135	Children - Abandonment	10 ATTEMPTS	1			1		
750.135	Children - Abandonment	10 ATTEMPTS	1				1	
750.136	Cruelty to Children	15 ATTEMPTS	1		1			
750.136B2	Child Abuse - 1st Degree	15 ATTEMPTS	35	25		5	5	
750.136B2	Child Abuse - 1st Degree	15 ATTEMPTS	10	6	1	2	1	
750.136B3	Child Abuse - 2nd Degree	4 ATTEMPTS	81	17	9	37	18	
750.136B3	Child Abuse - 2nd Degree	4 ATTEMPTS	7	1	1	3	2	
750.136B4	Child Abuse - 3rd Degree	2 ATTEMPTS	141	16	19	50	55	1
750.136B4	Child Abuse - 3rd Degree	2 ATTEMPTS	6			1	5	
750.136B5	Child Abuse - 4th Degree	1 ATTEMPTS	36		5	8	22	1
750.136B5	Child Abuse - 4th Degree	1 ATTEMPTS	2		1		1	
750.143	Children - Exhibit Obscenity to	MISD ATTEMPTS	1					1
750.145	Children - Contribute to Delinquency	MISD ATTEMPTS	69	2	23	12	32	
750.145	Children - Contribute to Delinquency	MISD ATTEMPTS	1				1	
750.145A	Accost/Solicit Child for Immoral Purposes	1 ATTEMPTS	1		1			
750.145A-A	Children - Accost for Immoral Purposes	4 ATTEMPTS	75	28	6	33	8	
750.145A-A	Children - Accost for Immoral Purposes	4 ATTEMPTS	7	2		2	3	
750.145C2	Child Sexually Abusive Activity	20 ATTEMPTS	82	79		2	1	
750.145C2	Child Sexually Abusive Activity	20 ATTEMPTS	2	1	1			
750.145C3	Child Sexually Abusive Activity, Promote or Distribute	7 ATTEMPTS	22	14		6	2	
750.145C3	Child Sexually Abusive Activity, Promote or Distribute	7 ATTEMPTS	1		1			
750.145C4-A	Child Sexually Abusive Material, Possess	4 ATTEMPTS	145	56	12	49	28	
750.145C4-A	Child Sexually Abusive Material, Possess	4 ATTEMPTS	2	1		1		
750.145D2B	Computer/Internet - Plan Crime w/ Other, Max 1 - <2 yrs	2 ATTEMPTS	2			2		
750.145D2C	Computer/Internet - Plan Crime w/ Other, Max 2 - <4 yrs	4 ATTEMPTS	29	9		11	9	
750.145D2D	Computer/Internet - Plan Crime w/ Other, Max 4 - <10 yrs	10 ATTEMPTS	63	25		29	9	
750.145D2E	Computer/Internet - Plan Crime w/ Other, Max 10 - <15 yrs	15 ATTEMPTS	1	1				
750.145D2F	Computer/Internet - Plan Crime w/ Other, Max 15+ yrs	20 ATTEMPTS	61	53	1	6	1	
750.145D2F	Computer/Internet - Plan Crime w/ Other, Max 15+ yrs	20 ATTEMPTS	1				1	

NOTE: Be sure to check for related offense codes when examining a particular type of crime. They may or may not be in sequential order or even on the same page. Offenders may have multiple dispositions.

A2c 2008 Criminal Court Dispositions by Offense and Type of Disposition — Assaultive Offenses

Page 3 of 10

			DISPOSITIONS					
Compiled Laws	Offense	Max. Penalty	Total	Prison ¹	Jail	Jail/ Probation ²	Probation ²	Other ³
GRAND TOTAL			19,967	7,799	3,257	5,012	3,724	175
%				39%	16%	25%	19%	1%
VIOLATIONS			18,207	7,531	2,868	4,396	3,257	155
ATTEMPTS			1,760	268	389	616	467	20
750.145N1	Vulnerable Adult Abuse - 1st Degree	15 ATTEMPTS	1			1		
750.145N2	Vulnerable Adult Abuse - 2nd Degree	4 ATTEMPTS	3		1	1	1	
750.145N3	Vulnerable Adult Abuse - 3rd Degree	2 ATTEMPTS	6	3	1		2	
750.145N4	Vulnerable Adult Abuse - 4th Degree	1 ATTEMPTS	2				2	
750.157B2	Homicide - Solicitation of Murder	LIFE ATTEMPTS	4	4				
750.157C	Minors - Induce to Commit Felony	VAR ATTEMPTS	1	1				
750.157C	Minors - Induce to Commit Felony	VAR ATTEMPTS	5	2	1	1	1	
750.158	Sodomy	15 ATTEMPTS	4	1	1	2		
750.1671F	Disorderly Person - Obscene Conduct	MISD ATTEMPTS	14		5	5	3	1
750.197C-A	Assault of Prison Employee	4 ATTEMPTS	83	57	9	14	3	
750.20011B	Harmful Devices - Unlawful Possession/ Use, Cause Prop. Damage	20 ATTEMPTS	15	9	3	2	1	
750.20011B	Harmful Devices - Unlawful Possession/ Use, Cause Prop. Damage	20 ATTEMPTS	1	1				
750.200J1AA	Harmful Devices - Imitation - Unlawful Possession or Use	5 ATTEMPTS	1	1				
750.204A	Explosives - Send w/Intent to Frighten	5 ATTEMPTS	1			1		
750.2072A	Explosives - Place Near Property	15 ATTEMPTS	1				1	
750.2072B	Explosives - Place Near Property Cause Property Damage	20 ATTEMPTS	1			1		
750.2102A	Explosives - Possess Bomb w/ Unlawful Intent	15 ATTEMPTS	1	1				
750.211	Explosives - Mfg w/Unlawful Intent	5 ATTEMPTS	1				1	
750.211A2A	Explosives - Mfg/Possess Explosive/ Other w/Malicious Intent	15 ATTEMPTS	2	2				
750.211A2A-A	Explosives - Mfg/Possess Molotov Cocktail	4 ATTEMPTS	3			1	2	
750.211A2B	Explosives - Mfg/Possess Molotov Cocktail/Other w/Prop. Damage	20 ATTEMPTS	2		2			
750.213	Extortion	20 ATTEMPTS	1	1				
750.213	Extortion	20 ATTEMPTS	18	13		3	2	
750.224D2	Weapons - Dangerous Weapon, Self-Defense Spray	2 ATTEMPTS	4	2		2		
750.233	Weapons - Firearms, Aim w/o Malice	MISD ATTEMPTS	6	1		2	3	
750.233	Weapons - Firearms, Aim w/o Malice	MISD ATTEMPTS	1			1		
750.234	Weapons - Firearms, Discharge/Aim w/o Malice and Injury	1 ATTEMPTS	3		1	2		
750.234A	Weapons - Firearms, Discharge from Vehicle	4 ATTEMPTS	23	14	3	4	2	
750.234A	Weapons - Firearms, Discharge from Vehicle	4 ATTEMPTS	1			1		

NOTE: Be sure to check for related offense codes when examining a particular type of crime. They may or may not be in sequential order or even on the same page. Offenders may have multiple dispositions.

A2c 2008 Criminal Court Dispositions by Offense and Type of Disposition – Assaultive Offenses

Page 4 of 10

			DISPOSITIONS					
Compiled Laws	Offense	Max. Penalty	Total	Prison ¹	Jail	Jail/ Probation ²	Probation ²	Other ³
GRAND TOTAL			19,967	7,799	3,257	5,012	3,724	175
%				39%	16%	25%	19%	1%
VIOLATIONS ATTEMPTS			18,207	7,531	2,868	4,396	3,257	155
			1,760	268	389	616	467	20
750.234B	Weapons - Firearms, Discharge in/at Bldg.	4 ATTEMPTS	49	16	6	17	9	1
750.237	Weapons - Firearms - Under the Influence Causing Serious Impairment	5 ATTEMPTS	35		11	11	10	3
750.316	Homicide	LIFE ATTEMPTS	6	6				
750.316-A	Homicide - Murder 1st Degree, Premeditated	LIFE ATTEMPTS	91	91				
750.316-B	Homicide - Felony Murder	LIFE ATTEMPTS	56	55				1
750.316-C	Homicide - Open Murder, Statutory Short Form	LIFE ATTEMPTS	9	9				
750.316-D	Homicide - Murder of Peace/ Corrections Officer	LIFE ATTEMPTS	1	1				
750.317	Homicide - Murder 2nd Degree	LIFE ATTEMPTS	195	195				
750.317A	Deliver Controlled Substance Cause Death	LIFE ATTEMPTS	3	2			1	
750.321	Homicide - Manslaughter	15 ATTEMPTS	15	10		1	4	
750.321-A	Homicide - Manslaughter, Statutory Short Form	15 ATTEMPTS	24	22	1	1		
750.321-C	Homicide - Manslaughter, Involuntary	15 ATTEMPTS	22	17		5		
750.321-E	Homicide - Manslaughter w/ Motor Vehicle	15 ATTEMPTS	21	20		1		
750.324	Homicide - Negligent Homicide	2 ATTEMPTS	65	7	3	19	35	1
750.325	Manslaughter Due to Operation of Motor Vehicle (obsolete)	2 ATTEMPTS	4	1	1	2	1	
750.329	Homicide - Manslaughter, Death w/ Weapon, Aim w/o Malice	15 ATTEMPTS	1	1				
750.335	Lewd and Lascivious Conduct	1 ATTEMPTS	2	2				
750.335A	Indecent Exposure (Sexually Delinquent Person)	1 ATTEMPTS	2		1		1	
750.335A2B	Aggravated Indecent Exposure	2 ATTEMPTS	35	6	10	8	11	
750.335A2C	Indecent Exposure by Sexually Delinquent Person	LIFE ATTEMPTS	79	14	14	28	23	
750.338	Gross Indecency Between Males, Commit/Procure	5 ATTEMPTS	2		1		1	
750.338A	Gross Indecency Between Females, Commit/Procure	5 ATTEMPTS	11	8	1	2		
750.338B	Gross Indecency Between Male & Female, Commit/Procure	5 ATTEMPTS	5		2	2	1	
750.349	Kidnapping	LIFE ATTEMPTS	7			7		
			21	8	1	10	2	
			2		1	1		
			24	24				
			5	4	1			

NOTE: Be sure to check for related offense codes when examining a particular type of crime. They may or may not be in sequential order or even on the same page. Offenders may have multiple dispositions.

A2c 2008 Criminal Court Dispositions by Offense and Type of Disposition – Assaultive Offenses

Page 5 of 10

			DISPOSITIONS					
Compiled Laws	Offense	Max. Penalty	Total	Prison ¹	Jail	Jail/ Probation ²	Probation ²	Other ³
	GRAND TOTAL		19,967	7,799	3,257	5,012	3,724	175
	%			39%	16%	25%	19%	1%
	VIOLATIONS		18,207	7,531	2,868	4,396	3,257	155
	ATTEMPTS		1,760	268	389	616	467	20
750.349B	Unlawful Imprisonment	15	75	66	1	5	3	
	ATTEMPTS		10	3		4	3	
750.350	Kidnapping - Child Enticement	LIFE	1				1	
	ATTEMPTS		2		1	1		
750.350A1	Kidnapping - Custodial Interference	1	19		6	5	7	1
	ATTEMPTS		2		1		1	
750.352	Molest/Disturb Workers	MISD	1				1	
	ATTEMPTS							
750.377B	Malicious Destruction Fire/ Police Property	4	203	52	43	61	46	1
	ATTEMPTS		51	4	18	13	14	2
750.377C	School Bus - Intentional Damage	5	1		1			
	ATTEMPTS							
750.3942B	Throwing Objects on Track, Causing Prop. Damage	MISD	1		1			
	ATTEMPTS							
750.3942C	Throw Objects at Trains/Cars, Causing Injury	4	1		1			
	ATTEMPTS							
750.3942D	Throw Objects at Trains/Cars, Causing Serious Impairment	10	5			5		
	ATTEMPTS							
750.397	Mayhem	10	2	1			1	
	ATTEMPTS		1				1	
750.397A	Food - Place Harmful Objects In	10	1		1			
	ATTEMPTS							
750.411H	Stalking	1	61		16	16	29	
	ATTEMPTS		1				1	
750.411H2B	Stalking a Minor	5	4	1	1	2		
	ATTEMPTS							
750.411I	Stalking - Aggravated	5	199	47	22	85	43	2
	ATTEMPTS		28	3	6	15	4	
750.411I2B	Stalking a Minor - Aggravated	10	3	1		2		
	ATTEMPTS							
750.411S2A	Unlawful Posting Message	2	3			1	2	
	ATTEMPTS							
750.4362A	Poisoning - Food/Drink/Medicine/ Water	15	1	1				
	ATTEMPTS							
750.455	Prostitution - Pandering	20	4	4				
	ATTEMPTS							
750.459	Prostitution - Transport Female (perhaps compel)	20	4	3		1		
	ATTEMPTS							
750.479	Public Officer - Assault/Obstruct	20	10	1	6		3	
	ATTEMPTS		5				4	1
750.479-B	Police Officer/Public Officer - Resist/Obstruct	2	3	1	1	1		
	ATTEMPTS		8		3	1	4	
750.4792	Public Officer - Assault/Obstruct	2	14	3	5	5	1	
	ATTEMPTS		3		1		2	
750.4793	Public Officer - Assault/Obstruct Cause Injury	4	2			1	1	
	ATTEMPTS							
750.479A	Police Officer - Flee (Penal Code)	15	2			2		
	ATTEMPTS							

NOTE: Be sure to check for related offense codes when examining a particular type of crime. They may or may not be in sequential order or even on the same page. Offenders may have multiple dispositions.

A2c 2008 Criminal Court Dispositions by Offense and Type of Disposition — Assaultive Offenses

Page 6 of 10

			DISPOSITIONS					
Compiled Laws	Offense	Max. Penalty	Total	Prison ¹	Jail	Jail/ Probation ²	Probation ²	Other ³
GRAND TOTAL			19,967	7,799	3,257	5,012	3,724	175
%				39%	16%	25%	19%	1%
VIOLATIONS			18,207	7,531	2,868	4,396	3,257	155
ATTEMPTS			1,760	268	389	616	467	20
750.479A-B	Peace Officer - Resist Arrest Injury Inflicted	2 ATTEMPTS	1		1			
750.479A2	Police Officer - Flee (Penal Code) 4th Degree	2 ATTEMPTS	154 15	24 6	45 6	47 5	35 4	3
750.479A3	Police Officer - Flee (Penal Code) 3rd Degree	5 ATTEMPTS	315 30	82 3	76 7	97 10	60 10	
750.479A4-A	Police Officer - Flee (Penal Code) 2nd Degree	10 ATTEMPTS	16 1	11	2 1	3		
750.479A5-A	Police Officer - Flee (Penal Code) 1st Degree	15 ATTEMPTS	2	2				
750.479B1	Peace Officer - Disarm Non-Firearm	4 ATTEMPTS	2 5	1 2	1 1		2	
750.479B2	Peace Officer - Disarm Firearm	10 ATTEMPTS	2 23		1 5	1 5	5	
750.483A2B	Interfere w/ Crime Report Threat to Kill/Injure	10 ATTEMPTS	7 1	1	1	4	1 1	
750.483A4B	Interfere w/ Police Investigation Threat to Kill/Injure	10 ATTEMPTS	1 1	1		1		
750.50C7	Police Animal - Injure/Harass While Committing Crime	2 ATTEMPTS	1	1				
750.520B	CSC - 1st Degree - Multiple Variables	LIFE ATTEMPTS	77 1	76 1				1
750.520B1A	CSC - 1st Degree - Person Under 13	LIFE ATTEMPTS	211 8	211 6		2		
750.520B1B	CSC - 1st Degree - Relationship	LIFE ATTEMPTS	78	78				
750.520B1C	CSC - 1st Degree - During Felony	LIFE ATTEMPTS	18	18				
750.520B1D	CSC - 1st Degree - Accomplices	LIFE ATTEMPTS	2	2				
750.520B1E	CSC - 1st Degree - Weapon Used	LIFE ATTEMPTS	15 1	15 1				
750.520B1F	CSC - 1st Degree - Personal Injury	LIFE ATTEMPTS	24 1	24 1				
750.520B1G	CSC - 1st Degree - Injury to Incapacitated Victim	LIFE ATTEMPTS	1	1				
750.520B1H	CSC - 1st Degree - Mentally Disabled Relationship	LIFE ATTEMPTS	1	1				
750.520B2B	CSC - 1st Degree - Person <13, Defendant 17+ yrs.	LIFE ATTEMPTS	30	30				
750.520C	CSC - 2nd Degree - Multiple Variables	15 ATTEMPTS	113 16	68 6	3 2	30 6	12 2	
750.520C1A	CSC - 2nd Degree - Person Under 13	15 ATTEMPTS	378 33	288 12	5 3	65 13	15 5	5
750.520C1B	CSC - 2nd Degree - Relationship	15 ATTEMPTS	62 7	44 2		15 5	3	
750.520C1C	CSC - 2nd Degree - During Felony	15 ATTEMPTS	8	5		2	1	

NOTE: Be sure to check for related offense codes when examining a particular type of crime. They may or may not be in sequential order or even on the same page. Offenders may have multiple dispositions.

A2c 2008 Criminal Court Dispositions by Offense and Type of Disposition – Assaultive Offenses

Page 7 of 10

			DISPOSITIONS					
Compiled Laws	Offense	Max. Penalty	Total	Prison ¹	Jail	Jail/ Probation ²	Probation ²	Other ³
GRAND TOTAL			19,967	7,799	3,257	5,012	3,724	175
%				39%	16%	25%	19%	1%
VIOLATIONS			18,207	7,531	2,868	4,396	3,257	155
ATTEMPTS			1,760	268	389	616	467	20
750.520C1D	CSC - 2nd Degree - Accomplices	15	8	8				
	ATTEMPTS		5	2		1	2	
750.520C1E	CSC - 2nd Degree - Weapon Used	15	2	2				
	ATTEMPTS							
750.520C1F	CSC - 2nd Degree - Personal Injury	15	27	18		4	5	
	ATTEMPTS		1	1				
750.520C1G	CSC - 2nd Degree - Injury to Incapacitated Victim	15	1				1	
	ATTEMPTS							
750.520C1H	CSC - 2nd Degree - Mentally Disabled Relationship	15	3	1	1	1		
	ATTEMPTS		1	1				
750.520C1I	CSC - 2nd Degree - State Prisoner	15	2	2				
	ATTEMPTS							
750.520C1K	CSC - 2nd Degree - County Prisoner	15	4	4				
	ATTEMPTS							
750.520C1L	CSC - 2nd Degree - Detained Juvenile	15	1	1				
	ATTEMPTS							
750.520C2B	CSC - 2nd Degree - Person <13, Defendant 17+ yrs.	15	43	35		6	2	
	ATTEMPTS		1	1				
750.520D	CSC - 3rd Degree - Multiple Variables	15	97	93		1	3	
	ATTEMPTS		10	5		5		
750.520D1A	CSC - 3rd Degree - Person 13-15	15	353	231	19	40	62	1
	ATTEMPTS		121	38	12	50	21	
750.520D1B	CSC - 3rd Degree - Force/Coercion	15	92	85	2	2	1	2
	ATTEMPTS		16	5	2	6	3	
750.520D1C	CSC - 3rd Degree - Incapacitated Victim	15	11	10	1			
	ATTEMPTS		3			3		
750.520D1D	CSC - 3rd Degree - Incest	15	34	34				
	ATTEMPTS		4			2	2	
750.520E	CSC - 4th Degree - Multiple Variables	2	102	24	19	49	8	2
	ATTEMPTS		7			6	1	
750.520E1A	CSC - 4th Degree - Force/Coercion	2	186	36	32	73	45	
	ATTEMPTS		13		6	4	3	
750.520E1A-A	CSC - 4th Degree - Victim 13-16	2	144	27	24	67	26	
	ATTEMPTS		7	1	1	3	2	
750.520E1B	CSC - 4th Degree - Incapacitated Victim	2	22	3	7	7	5	
	ATTEMPTS							
750.520E1E-A	CSC - 4th Degree - Mental Health Professional	2	12	11			1	
	ATTEMPTS							
750.520E1F-A	CSC - 4th Degree - Student	2	1			1		
	ATTEMPTS							
750.520E1G	CSC - 4th Degree - Incest	2	16	4	2	6	4	
	ATTEMPTS		2			2		
750.520G	CSC - Assault w/Intent to Commit Sexual Penetration	10	1	1				
	ATTEMPTS							
750.520G1	CSC - Assault w/Intent to Commit Sexual Penetration	10	178	95	8	68	7	
	ATTEMPTS		1	1				
750.520G2	CSC - 2nd Degree Assault	5	84	43	4	32	5	
	ATTEMPTS		1			1		

NOTE: Be sure to check for related offense codes when examining a particular type of crime. They may or may not be in sequential order or even on the same page. Offenders may have multiple dispositions.

A2c 2008 Criminal Court Dispositions by Offense and Type of Disposition — Assaultive Offenses

Page 8 of 10

			DISPOSITIONS					
Compiled Laws	Offense	Max. Penalty	Total	Prison ¹	Jail	Jail/ Probation ²	Probation ²	Other ³
GRAND TOTAL			19,967	7,799	3,257	5,012	3,724	175
%				39%	16%	25%	19%	1%
VIOLATIONS			18,207	7,531	2,868	4,396	3,257	155
ATTEMPTS			1,760	268	389	616	467	20
750.529	Robbery - Armed	LIFE	869	855	1	6	1	6
		ATTEMPTS	30	9	5	8	7	1
750.529A	Carjacking	LIFE	189	181		1	2	5
		ATTEMPTS	13	6	1	6		
750.530	Robbery - Unarmed	15	673	377	36	143	111	6
		ATTEMPTS	53	13	10	18	11	1
750.531	Bank Robbery/Safe Breaking	LIFE	2	1			1	
		ATTEMPTS						
750.531-A	Bank Robbery	LIFE	58	50		7		1
		ATTEMPTS	5	2		2		1
750.531-B	Safe Breaking	LIFE	39	28	2	7	1	1
		ATTEMPTS	10	5		5		
750.532	Seduction	5	7		2	5		
		ATTEMPTS						
750.539J2A1	Surveil Unclothed Person	2	17	2		10	5	
		ATTEMPTS						
750.539J2B	Capture/Distribute Image of Unclothed Person	5	13	1		7	5	
		ATTEMPTS						
750.5405B	Interfere w/Electronic Communications, Injury/Death	4	10	4	2	3	1	
		ATTEMPTS						
750.72	Arson - Dwelling House/ Curtilage	20	2	2				
		ATTEMPTS	3	2	1			
750.72-A	Arson - Dwelling House	20	52	35	2	7	8	
		ATTEMPTS	17	3	3	4	7	
750.72-B	Arson - Dwelling House/ Curtilage	20	7	6			1	
		ATTEMPTS						
750.73	Arson - Real Property	10	61	27	6	18	10	
		ATTEMPTS	10	3	1	5	1	
750.74	Arson - Personal Property, Over \$50	4	1				1	
		ATTEMPTS						
750.741A	Arson - Personal Property, <\$200	5	1		1			
		ATTEMPTS						
750.741B1	Arson - Personal Property, \$200 - <\$1K	1	3		1	2		
		ATTEMPTS						
750.741C1	Arson - Personal Property, \$1K - <\$20K	5	43	12	4	17	10	
		ATTEMPTS	7	1		4	2	
750.741D1	Arson - Personal Property, \$20K or More	10	9	5	2	1	1	
		ATTEMPTS	2		2			
750.741D2	Arson - Personal Property, \$1k - <\$20K - 3rd+ Offense	10	1				1	
		ATTEMPTS						
750.75	Arson - Insured Property	10	16	3		7	6	
		ATTEMPTS						
750.771B1	Arson - Preparation to Burn Property, \$200 - <\$1K	1	5				5	
		ATTEMPTS	1				1	
750.771C1	Arson - Preparation to Burn Property, \$1K - <\$20K	5	18		2	11	5	
		ATTEMPTS	2		1		1	
750.771D1	Arson - Preparation to Burn Property, \$20K or More	10	16	8		1	7	
		ATTEMPTS	1		1			

NOTE: Be sure to check for related offense codes when examining a particular type of crime. They may or may not be in sequential order or even on the same page. Offenders may have multiple dispositions.

A2c 2008 Criminal Court Dispositions by Offense and Type of Disposition — Assaultive Offenses

Page 9 of 10

			DISPOSITIONS					
Compiled Laws	Offense	Max. Penalty	Total	Prison ¹	Jail	Jail/ Probation ²	Probation ²	Other ³
GRAND TOTAL			19,967	7,799	3,257	5,012	3,724	175
%				39%	16%	25%	19%	1%
VIOLATIONS			18,207	7,531	2,868	4,396	3,257	155
ATTEMPTS			1,760	268	389	616	467	20
750.78	Arson - Woods/Prairies	4	1			1		
		ATTEMPTS	2		1	1		
750.81	Asslt or Asslt and Battery	MISD	413	3	173	94	131	12
		ATTEMPTS	2				2	
750.812	Domestic Violence	MISD	674	2	301	161	198	12
		ATTEMPTS	6		1	2	3	
750.813	Domestic Violence - 2nd Offense	1	147	1	78	45	19	4
		ATTEMPTS	1			1		
750.814	Domestic Violence - 3rd Offense	2	554	105	165	231	52	1
		ATTEMPTS	6		2	4		
750.81A	Assault - Aggravated	1	284	1	71	59	147	6
		ATTEMPTS	3		1	2		
750.81A2	Domestic Violence, Aggravated	1	114		37	28	49	
		ATTEMPTS	1				1	
750.81A3	Domestic Violence, Aggravated - 2nd Offense	2	51	13	15	16	6	1
		ATTEMPTS						
750.81C2	Assault/Battery of DHS Employee	2	13	2	4	3	4	
		ATTEMPTS	2		1	1		
750.81D1	Police Officer - Assault/Resist/Obstruct	2	2,837	596	792	873	548	28
		ATTEMPTS	373	2	128	125	108	10
750.81D2	Police Officer - Assault/Resist/Obstruct, Causing Injury	4	190	58	35	55	42	
		ATTEMPTS	11		1	4	6	
750.81D3	Police Officer - Assault/Resist/Obstruct, Serious Impairment	15	4	4				
		ATTEMPTS						
750.82	Felonious Assault	4	1,955	544	277	616	511	7
		ATTEMPTS	368	29	83	145	110	1
750.822	Weapon-Free Schools - Assault w/ Dangerous Weapon	4	4			1	2	1
		ATTEMPTS						
750.83	Assault w/Intent to Murder	LIFE	179	177	1	1		
		ATTEMPTS	1	1				
750.84	Assault w/Intent to do Great Bodily Harm Less Than Murder	10	623	380	28	108	101	6
		ATTEMPTS	43	15	5	20	3	
750.85	Torture	LIFE	11	10			1	
		ATTEMPTS						
750.86	Assault w/Intent to Maim	10	7	3		3	1	
		ATTEMPTS						
750.87	Assault w/Intent to Commit Felony	10	3	1	1		1	
		ATTEMPTS	1	1				
750.88	Assault w/Intent to Rob While Unarmed	15	82	40	5	22	14	1
		ATTEMPTS	5	1		3	1	
750.89	Assault w/Intent to Rob While Armed	LIFE	169	156		6	1	6
		ATTEMPTS						
750.90A	Assault - Pregnant Individual, Miscarriage/Stillbirth w/Intent	LIFE	2	2				
		ATTEMPTS						
750.91	Homicide - Attempted Murder	LIFE	4	4				
		ATTEMPTS						
752.191	Felonious Driving	2	2			1	1	
		ATTEMPTS	1			1		

NOTE: Be sure to check for related offense codes when examining a particular type of crime. They may or may not be in sequential order or even on the same page. Offenders may have multiple dispositions.

A2c 2008 Criminal Court Dispositions by Offense and Type of Disposition — Assaultive Offenses

Page 10 of 10

			DISPOSITIONS					
			Total	Prison ¹	Jail	Jail/ Probation ²	Probation ²	Other ³
GRAND TOTAL			19,967	7,799	3,257	5,012	3,724	175
%				39%	16%	25%	19%	1%
VIOLATIONS			18,207	7,531	2,868	4,396	3,257	155
ATTEMPTS			1,760	268	389	616	467	20
Compiled Laws	Offense	Max. Penalty						
752.541	Riot	10	4	2			1	1
ATTEMPTS								
752.542A	Prisons - Riots	10	7	7				
ATTEMPTS								
752.861	Weapons - Firearms, Careless	2	16	1	1	5	9	
Use Cause Injury/Death			1			1		
ATTEMPTS								
752.862	Weapons - Firearms - Careless Discharge,	MISD	1				1	
Property Damage								
ATTEMPTS								
752.862-A	Weapons - Firearms, Careless Discharge,	MISD	1				1	
Prop. Damage \$50 or Less								
ATTEMPTS								
752.862-B	Weapons - Firearms, Careless Use	1	2		1		1	
Prop. Damage Over \$50								
ATTEMPTS								
752.863A	Weapons - Firearms, Reckless Use	MISD	36		12	10	12	2
ATTEMPTS								

NOTE: Be sure to check for related offense codes when examining a particular type of crime. They may or may not be in sequential order or even on the same page. Offenders may have multiple dispositions.

¹ Includes HYTA Prison

² Includes Delayed and Suspended Sentences, HYTA Probation, and SAI Probation

³ Includes Restitution, Fines, Costs, Community Service and DHS sentences

SOURCE: OMNI BIR Extract

2007

A1 2007 Criminal Court Dispositions (Offenders) by FOA Region and County – All Offenses

Page 1 of 2

	Total	Prison ¹	Jail	Jail/ Probation	Proba- tion ²	Other ³	Percents				
							Prison ¹	Jail	Jail/ Probation	Proba- tion ²	Other ³
STATE TOTALS	60,177	12,480	11,487	18,205	17,587	418	20.7	19.1	30.3	29.2	.7
METROPOLITAN REGION TOTALS	28,860	5,761	4,486	6,814	11,649	150	20.0	15.5	23.6	40.4	.5
50 Macomb	4,876	825	910	1,270	1,793	78	16.9	18.7	26.0	36.8	1.6
63 Oakland	6,928	1,547	1,507	2,399	1,454	21	22.3	21.8	34.6	21.0	.3
81 Washtenaw	1,241	301	250	216	465	9	24.3	20.1	17.4	37.5	.7
82 Wayne	15,815	3,088	1,819	2,929	7,937	42	19.5	11.5	18.5	50.2	.3
OUTSTATE REGION TOTALS	31,317	6,719	7,001	11,391	5,938	268	21.5	22.4	36.4	19.0	.9
01 Alcona	60	16	5	30	9		26.7	8.3	50.0	15.0	
02 Alger	28	4	15	9			14.3	53.6	32.1		
03 Allegan	399	122	84	148	45		30.6	21.1	37.1	11.3	
04 Alpena	145	20	47	48	26	4	13.8	32.4	33.1	17.9	2.8
05 Antrim	74	23	7	40	4		31.1	9.5	54.1	5.4	
06 Arenac	67	19	6	38	4		28.4	9.0	56.7	6.0	
07 Baraga	28	5	11	9	3		17.9	39.3	32.1	10.7	
08 Barry	231	44	12	170	4	1	19.0	5.2	73.6	1.7	.4
09 Bay	725	162	101	225	235	2	22.3	13.9	31.0	32.4	.3
10 Benzie	35	9		16	10		25.7		45.7	28.6	
11 Berrien	1,494	317	405	513	240	19	21.2	27.1	34.3	16.1	1.3
12 Branch	184	34	58	86	4	2	18.5	31.5	46.7	2.2	1.1
13 Calhoun	1,218	237	418	192	358	13	19.5	34.3	15.8	29.4	1.1
14 Cass	304	66	127	97	14		21.7	41.8	31.9	4.6	
15 Charlevoix	115	15	46	52	2		13.0	40.0	45.2	1.7	
16 Cheboygan	169	43	29	89	8		25.4	17.2	52.7	4.7	
17 Chippewa	196	43	65	57	29	2	21.9	33.2	29.1	14.8	1.0
18 Clare	184	12	14	113	45		6.5	7.6	61.4	24.5	
19 Clinton	144	32	37	75			22.2	25.7	52.1		
20 Crawford	112	19	27	51	14	1	17.0	24.1	45.5	12.5	.9
21 Delta	136	18	40	74	4		13.2	29.4	54.4	2.9	
22 Dickinson	131	29	28	64	10		22.1	21.4	48.9	7.6	
23 Eaton	458	55	58	311	30	4	12.0	12.7	67.9	6.6	.9
24 Emmet	146	29	7	104	6		19.9	4.8	71.2	4.1	
25 Genesee	2,235	598	282	569	775	11	26.8	12.6	25.5	34.7	.5
26 Gladwin	175	13	19	94	47	2	7.4	10.9	53.7	26.9	1.1
27 Gogebic	64	16	8	33	6	1	25.0	12.5	51.6	9.4	1.6
28 Grand Traverse	208	88	21	99			42.3	10.1	47.6		
29 Gratiot	153	70	15	67	1		45.8	9.8	43.8	.7	
30 Hillsdale	125	62	4	58	1		49.6	3.2	46.4	.8	
31 Houghton	49	8	11	26	4		16.3	22.4	53.1	8.2	
32 Huron	65	13	13	39			20.0	20.0	60.0		
33 Ingham	1,436	194	445	725	65	7	13.5	31.0	50.5	4.5	.5
34 Ionia	250	83	35	115	11	6	33.2	14.0	46.0	4.4	2.4
35 Iosco	132	27	21	84			20.5	15.9	63.6		
36 Iron	44	8	4	32			18.2	9.1	72.7		
37 Isabella	628	83	73	465	6	1	13.2	11.6	74.0	1.0	.2
38 Jackson	924	261	291	283	83	6	28.2	31.5	30.6	9.0	.6
39 Kalamazoo	2,314	292	803	151	1,015	53	12.6	34.7	6.5	43.9	2.3
40 Kalkaska	130	35	23	70	2		26.9	17.7	53.8	1.5	
41 Kent	3,733	995	930	548	1,199	61	26.7	24.9	14.7	32.1	1.6
42 Keweenaw	4		1	3				25.0	75.0		
43 Lake	75	16	9	48	1	1	21.3	12.0	64.0	1.3	1.3
44 Lapeer	346	54	89	195	7	1	15.6	25.7	56.4	2.0	.3
45 Leelanau	38	10	5	23			26.3	13.2	60.5		
46 Lenawee	353	120	13	182	35	3	34.0	3.7	51.6	9.9	.8
47 Livingston	832	178	156	357	141		21.4	18.8	42.9	16.9	
48 Luce	24	10	12	2			41.7	50.0	8.3		

A1 2007 Criminal Court Dispositions (Offenders) by FOA Region and County – All Offenses

Page 2 of 2

	Total	Prison ¹	Jail	Jail/ Probation	Proba- tion ²	Other ³	Percents				
							Prison ¹	Jail	Jail/ Probation	Proba- tion ²	Other ³
STATE TOTALS	60,177	12,480	11,487	18,205	17,587	418	20.7	19.1	30.3	29.2	.7
(Cont'd.)											
OUTSTATE REGION TOTALS	31,317	6,719	7,001	11,391	5,938	268	21.5	22.4	36.4	19.0	.9
49 Mackinac	58	18	21	12	7		31.0	36.2	20.7	12.1	
51 Manistee	84	30		30	23	1	35.7		35.7	27.4	1.2
52 Marquette	153	34	3	82	34		22.2	2.0	53.6	22.2	
53 Mason	117	23	5	89			19.7	4.3	76.1		
54 Mecosta	235	39	32	123	36	5	16.6	13.6	52.3	15.3	2.1
55 Menominee	67	5	27	34	1		7.5	40.3	50.7	1.5	
56 Midland	339	51	34	142	112		15.0	10.0	41.9	33.0	
57 Missaukee	58	16	7	30	4	1	27.6	12.1	51.7	6.9	1.7
58 Monroe	657	163	101	383	8	2	24.8	15.4	58.3	1.2	.3
59 Montcalm	225	61	38	116	8	2	27.1	16.9	51.6	3.6	.9
60 Montmorency	76	15	15	21	25		19.7	19.7	27.6	32.9	
61 Muskegon	1,601	457	245	838	60	1	28.5	15.3	52.3	3.7	.1
62 Newaygo	205	25	49	117	14		12.2	23.9	57.1	6.8	
64 Oceana	109	14	17	77	1		12.8	15.6	70.6	.9	
65 Ogemaw	136	26	30	72	8		19.1	22.1	52.9	5.9	
66 Ontonagon	11	2	4	5			18.2	36.4	45.5		
67 Osceola	105	23	5	76		1	21.9	4.8	72.4		1.0
68 Oscoda	17	5	5	7			29.4	29.4	41.2		
69 Otsego	169	47	35	66	21		27.8	20.7	39.1	12.4	
70 Ottawa	1,043	99	289	349	285	21	9.5	27.7	33.5	27.3	2.0
71 Presque Isle	82	7	29	38	7	1	8.5	35.4	46.3	8.5	1.2
72 Roscommon	230	40	24	98	68		17.4	10.4	42.6	29.6	
73 Saginaw	1,398	381	244	313	450	10	27.3	17.5	22.4	32.2	.7
74 St. Clair	1,052	140	344	437	124	7	13.3	32.7	41.5	11.8	.7
75 St. Joseph	453	89	169	192	1	2	19.6	37.3	42.4	.2	.4
76 Sanilac	125	26	24	71	3	1	20.8	19.2	56.8	2.4	.8
77 Schoolcraft	40	7	7	25	1		17.5	17.5	62.5	2.5	
78 Shiawassee	274	83	10	163	18		30.3	3.6	59.5	6.6	
79 Tuscola	417	62	60	225	69	1	14.9	14.4	54.0	16.5	.2
80 Van Buren	444	84	164	146	39	11	18.9	36.9	32.9	8.8	2.5
83 Wexford	217	40	34	135	8		18.4	15.7	62.2	3.7	

¹ Includes HYTA Prison

² Includes Delayed and Suspended Sentences, HYTA Probation, and SAI Probation.

³ Includes Restitution, Fines, Costs, Community Service and DHS sentences.

SOURCE: OMNI Court Disposition Extracts

A1a 2007 Criminal Court Dispositions (Offenders) by FOA Region and County – Non-Assaultive Offenses

Page 1 of 2

	Total	Prison ¹	Jail	Jail/ Probation	Probation ²	Other ³	Percents				
							Prison ¹	Jail	Jail/ Probation	Probation ²	Other ³
STATE TOTALS	29,688	5,733	5,452	9,737	8,545	221	19.3	18.4	32.8	28.8	.7
METROPOLITAN REGION TOTALS	13,936	2,760	2,099	3,454	5,546	77	19.8	15.1	24.8	39.8	.6
50 Macomb	1,863	398	343	521	569	32	21.4	18.4	28.0	30.5	1.7
63 Oakland	3,640	735	783	1,293	812	17	20.2	21.5	35.5	22.3	.5
81 Washtenaw	620	128	131	121	233	7	20.6	21.1	19.5	37.6	1.1
82 Wayne	7,813	1,499	842	1,519	3,932	21	19.2	10.8	19.4	50.3	.3
OUTSTATE REGION TOTALS	15,752	2,973	3,353	6,283	2,999	144	18.9	21.3	39.9	19.0	.9
01 Alcona	32	10	3	13	6		31.3	9.4	40.6	18.8	
02 Alger	13	1	7	5			7.7	53.8	38.5		
03 Allegan	183	61	42	60	20		33.3	23.0	32.8	10.9	
04 Alpena	54	5	16	24	9		9.3	29.6	44.4	16.7	
05 Antrim	56	13	5	34	4		23.2	8.9	60.7	7.1	
06 Arenac	32	7	4	19	2		21.9	12.5	59.4	6.3	
07 Baraga	15	3	3	7	2		20.0	20.0	46.7	13.3	
08 Barry	130	17	7	102	3	1	13.1	5.4	78.5	2.3	.8
09 Bay	336	64	51	101	119	1	19.0	15.2	30.1	35.4	.3
10 Benzie	16	5		7	4		31.3		43.8	25.0	
11 Berrien	662	113	159	262	116	12	17.1	24.0	39.6	17.5	1.8
12 Branch	100	14	37	43	4	2	14.0	37.0	43.0	4.0	2.0
13 Calhoun	528	99	157	101	167	4	18.8	29.7	19.1	31.6	.8
14 Cass	132	24	51	48	9		18.2	38.6	36.4	6.8	
15 Charlevoix	58	8	23	27			13.8	39.7	46.6		
16 Cheboygan	97	25	14	55	3		25.8	14.4	56.7	3.1	
17 Chippewa	118	35	37	32	13	1	29.7	31.4	27.1	11.0	.8
18 Clare	106	8	6	66	26		7.5	5.7	62.3	24.5	
19 Clinton	74	13	20	41			17.6	27.0	55.4		
20 Crawford	48	8	7	26	6	1	16.7	14.6	54.2	12.5	2.1
21 Delta	87	13	25	47	2		14.9	28.7	54.0	2.3	
22 Dickinson	71	17	13	35	6		23.9	18.3	49.3	8.5	
23 Eaton	294	20	31	215	25	3	6.8	10.5	73.1	8.5	1.0
24 Emmet	77	15	5	51	6		19.5	6.5	66.2	7.8	
25 Genesee	1,164	273	155	342	387	7	23.5	13.3	29.4	33.2	.6
26 Gladwin	74	9	11	37	17		12.2	14.9	50.0	23.0	
27 Gogebic	32	6	2	21	3		18.8	6.3	65.6	9.4	
28 Grand Traverse	116	45	12	59			38.8	10.3	50.9		
29 Gratiot	96	38	12	45	1		39.6	12.5	46.9	1.0	
30 Hillsdale	77	45	3	28	1		58.4	3.9	36.4	1.3	
31 Houghton	37	5	7	21	4		13.5	18.9	56.8	10.8	
32 Huron	34	4	9	21			11.8	26.5	61.8		
33 Ingham	739	65	241	388	40	5	8.8	32.6	52.5	5.4	.7
34 Ionia	149	49	23	67	7	3	32.9	15.4	45.0	4.7	2.0
35 Iosco	76	15	16	45			19.7	21.1	59.2		
36 Iron	22	4	2	16			18.2	9.1	72.7		
37 Isabella	300	40	37	219	3	1	13.3	12.3	73.0	1.0	.3
38 Jackson	478	126	151	162	36	3	26.4	31.6	33.9	7.5	.6
39 Kalamazoo	1,025	124	334	71	466	30	12.1	32.6	6.9	45.5	2.9
40 Kalkaska	85	17	15	51	2		20.0	17.6	60.0	2.4	
41 Kent	1,870	416	439	325	658	32	22.2	23.5	17.4	35.2	1.7
42 Keweenaw	3			3					100.0		
43 Lake	49	8	8	33			16.3	16.3	67.3		
44 Lapeer	222	31	58	129	4		14.0	26.1	58.1	1.8	
45 Leelanau	27	5	5	17			18.5	18.5	63.0		
46 Lenawee	159	46	5	92	16		28.9	3.1	57.9	10.1	
47 Livingston	405	87	59	187	72		21.5	14.6	46.2	17.8	
48 Luce	9	5	3	1			55.6	33.3	11.1		

A1a 2007 Criminal Court Dispositions (Offenders) by FOA Region and County – Non-Assaultive Offenses

Page 2 of 2

	Total	Prison ¹	Jail	Jail/ Probation	Proba- tion ²	Other ³	Percents				
							Prison ¹	Jail	Jail/ Probation	Proba- tion ²	Other ³
STATE TOTALS	29,688	5,733	5,452	9,737	8,545	221	19.3	18.4	32.8	28.8	.7
(Cont'd.)											
OUTSTATE REGION TOTALS	15,752	2,973	3,353	6,283	2,999	144	18.9	21.3	39.9	19.0	.9
49 Mackinac	21	7	6	5	3		33.3	28.6	23.8	14.3	
51 Manistee	40	15		18	6	1	37.5		45.0	15.0	2.5
52 Marquette	90	13	1	57	19		14.4	1.1	63.3	21.1	
53 Mason	59	13	4	42			22.0	6.8	71.2		
54 Mecosta	124	16	16	71	18	3	12.9	12.9	57.3	14.5	2.4
55 Menominee	49	1	20	28			2.0	40.8	57.1		
56 Midland	213	22	25	99	67		10.3	11.7	46.5	31.5	
57 Missaukee	23	11	2	7	3		47.8	8.7	30.4	13.0	
58 Monroe	324	72	48	199	5		22.2	14.8	61.4	1.5	
59 Montcalm	119	26	21	65	5	2	21.8	17.6	54.6	4.2	1.7
60 Montmorency	39	8	7	12	12		20.5	17.9	30.8	30.8	
61 Muskegon	749	196	93	425	34	1	26.2	12.4	56.7	4.5	.1
62 Newaygo	105	9	26	66	4		8.6	24.8	62.9	3.8	
64 Oceana	45	4	7	33	1		8.9	15.6	73.3	2.2	
65 Ogemaw	73	13	17	37	6		17.8	23.3	50.7	8.2	
66 Ontonagon	3	1		2			33.3		66.7		
67 Osceola	50	11	2	37			22.0	4.0	74.0		
68 Oscoda	7	2	3	2			28.6	42.9	28.6		
69 Otsego	89	28	14	38	9		31.5	15.7	42.7	10.1	
70 Ottawa	602	35	163	227	159	18	5.8	27.1	37.7	26.4	3.0
71 Presque Isle	53	5	22	21	4	1	9.4	41.5	39.6	7.5	1.9
72 Roscommon	134	22	11	61	40		16.4	8.2	45.5	29.9	
73 Saginaw	677	172	111	174	217	3	25.4	16.4	25.7	32.1	.4
74 St. Clair	506	44	172	243	45	2	8.7	34.0	48.0	8.9	.4
75 St. Joseph	195	20	88	84	1	2	10.3	45.1	43.1	.5	1.0
76 Sanilac	82	19	13	47	2	1	23.2	15.9	57.3	2.4	1.2
77 Schoolcraft	23	5	3	15			21.7	13.0	65.2		
78 Shiawassee	128	29	6	86	7		22.7	4.7	67.2	5.5	
79 Tuscola	240	34	34	135	36	1	14.2	14.2	56.3	15.0	.4
80 Van Buren	218	37	71	84	23	3	17.0	32.6	38.5	10.6	1.4
83 Wexford	105	22	17	62	4		21.0	16.2	59.0	3.8	

¹ Includes HYTA Prison

² Includes Delayed and Suspended Sentences, HYTA Probation, and SAI Probation.

³ Includes Restitution, Fines, Costs, Community Service and DHS sentences.

SOURCE: OMNI Court Disposition Extracts

A1b 2007 Criminal Court Dispositions (Offenders) by FOA Region and County – Drug Offenses

Page 1 of 2

	Total	Prison ¹	Jail	Jail/ Probation	Proba- tion ²	Other ³	Percents				
							Prison ¹	Jail	Jail/ Probation	Proba- tion ²	Other ³
STATE TOTALS	16,712	1,811	3,842	4,870	6,081	108	10.8	23.0	29.1	36.4	.6
METROPOLITAN REGION TOTALS	8,451	685	1,644	2,017	4,060	45	8.1	19.5	23.9	48.0	.5
50 Macomb	2,110	137	413	514	1,017	29	6.5	19.6	24.4	48.2	1.4
63 Oakland	1,613	216	471	561	364	1	13.4	29.2	34.8	22.6	.1
81 Washtenaw	260	29	55	38	138		11.2	21.2	14.6	53.1	
82 Wayne	4,468	303	705	904	2,541	15	6.8	15.8	20.2	56.9	.3
OUTSTATE REGION TOTALS	8,261	1,126	2,198	2,853	2,021	63	13.6	26.6	34.5	24.5	.8
01 Alcona	20	3	1	13	3		15.0	5.0	65.0	15.0	
02 Alger	11		7	4				63.6	36.4		
03 Allegan	88	16	19	41	12		18.2	21.6	46.6	13.6	
04 Alpena	64	7	17	20	16	4	10.9	26.6	31.3	25.0	6.3
05 Antrim	3	1	1	1			33.3	33.3	33.3		
06 Arenac	16	2	1	12	1		12.5	6.3	75.0	6.3	
07 Baraga	7		4	2	1			57.1	28.6	14.3	
08 Barry	47	4	3	40			8.5	6.4	85.1		
09 Bay	218	22	27	83	85	1	10.1	12.4	38.1	39.0	.5
10 Benzie	10	1		4	5		10.0		40.0	50.0	
11 Berrien	518	99	170	157	88	4	19.1	32.8	30.3	17.0	.8
12 Branch	47	7	11	29			14.9	23.4	61.7		
13 Calhoun	308	24	133	34	115	2	7.8	43.2	11.0	37.3	.6
14 Cass	108	19	54	31	4		17.6	50.0	28.7	3.7	
15 Charlevoix	34	1	14	17	2		2.9	41.2	50.0	5.9	
16 Cheboygan	43	9	9	20	5		20.9	20.9	46.5	11.6	
17 Chippewa	39	2	16	13	7	1	5.1	41.0	33.3	17.9	2.6
18 Clare	55	2	2	37	14		3.6	3.6	67.3	25.5	
19 Clinton	36	5	13	18			13.9	36.1	50.0		
20 Crawford	41	3	12	22	4		7.3	29.3	53.7	9.8	
21 Delta	31	1	12	16	2		3.2	38.7	51.6	6.5	
22 Dickinson	37	5	12	18	2		13.5	32.4	48.6	5.4	
23 Eaton	64	9	15	38	1	1	14.1	23.4	59.4	1.6	1.6
24 Emmet	42	8	1	33			19.0	2.4	78.6		
25 Genesee	608	100	86	113	307	2	16.4	14.1	18.6	50.5	.3
26 Gladwin	79		5	43	29	2		6.3	54.4	36.7	2.5
27 Gogebic	20	5	4	9	2		25.0	20.0	45.0	10.0	
28 Grand Traverse	46	14	6	26			30.4	13.0	56.5		
29 Gratiot	21	5	2	14			23.8	9.5	66.7		
30 Hillsdale	27	3		24			11.1		88.9		
31 Houghton	1		1					100.0			
32 Huron	16	1	3	12			6.3	18.8	75.0		
33 Ingham	327	25	105	179	17	1	7.6	32.1	54.7	5.2	.3
34 Ionia	44	7	10	22	4	1	15.9	22.7	50.0	9.1	2.3
35 Iosco	31	4	4	23			12.9	12.9	74.2		
36 Iron	7		1	6				14.3	85.7		
37 Isabella	206	11	24	169	2		5.3	11.7	82.0	1.0	
38 Jackson	217	36	74	67	40		16.6	34.1	30.9	18.4	
39 Kalamazoo	865	43	340	49	418	15	5.0	39.3	5.7	48.3	1.7
40 Kalkaska	17	1	5	11			5.9	29.4	64.7		
41 Kent	918	192	314	83	316	13	20.9	34.2	9.0	34.4	1.4
42 Keweenaw	1		1					100.0			
43 Lake	11	4		6		1	36.4		54.5		9.1
44 Lapeer	50	3	16	29	2		6.0	32.0	58.0	4.0	
45 Leelanau	5	1		4			20.0		80.0		
46 Lenawee	67	17	2	36	10	2	25.4	3.0	53.7	14.9	3.0
47 Livingston	236	28	60	96	52		11.9	25.4	40.7	22.0	
48 Luce	8		8					100.0			

A1b 2007 Criminal Court Dispositions (Offenders) by FOA Region and County — Drug Offenses

Page 2 of 2

	Total	Prison ¹	Jail	Jail/ Probation	Proba- tion ²	Other ³	Percents				
							Prison ¹	Jail	Jail/ Probation	Proba- tion ²	Other ³
STATE TOTALS	16,712	1,811	3,842	4,870	6,081	108	10.8	23.0	29.1	36.4	.6
(Cont'd.)											
OUTSTATE REGION TOTALS	8,261	1,126	2,198	2,853	2,021	63	13.6	26.6	34.5	24.5	.8
49 Mackinac	19	2	9	5	3		10.5	47.4	26.3	15.8	
51 Manistee	29	7		9	13		24.1		31.0	44.8	
52 Marquette	21	3	1	8	9		14.3	4.8	38.1	42.9	
53 Mason	25	2		23			8.0		92.0		
54 Mecosta	57	8	6	26	16	1	14.0	10.5	45.6	28.1	1.8
55 Menominee	7	1	5	1			14.3	71.4	14.3		
56 Midland	50	5	5	15	25		10.0	10.0	30.0	50.0	
57 Missaukee	20	2	2	16	1	1	10.0	10.0	80.0	5.0	5.0
58 Monroe	205	50	28	124	3		24.4	13.7	60.5	1.5	
59 Montcalm	38	6	8	22	2		15.8	21.1	57.9	5.3	
60 Montmorency	21	2	3	6	10		9.5	14.3	28.6	47.6	
61 Muskegon	443	92	99	237	15		20.8	22.3	53.5	3.4	
62 Newaygo	48	2	12	29	5		4.2	25.0	60.4	10.4	
64 Oceana	28		3	25				10.7	89.3		
65 Ogemaw	36	4	7	24	1		11.1	19.4	66.7	2.8	
66 Ontonagon	2		1	1				50.0	50.0		
67 Osceola	33	5	2	25		1	15.2	6.1	75.8		3.0
68 Oscoda	6	1	1	4			16.7	16.7	66.7		
69 Otsego	46	7	12	17	10		15.2	26.1	37.0	21.7	
70 Ottawa	209	8	66	58	75	2	3.8	31.6	27.8	35.9	1.0
71 Presque Isle	19	2	2	14	1		10.5	10.5	73.7	5.3	
72 Roscommon	68	2	9	31	26		2.9	13.2	45.6	38.2	
73 Saginaw	362	61	77	65	155	4	16.9	21.3	18.0	42.8	1.1
74 St. Clair	289	35	85	117	52		12.1	29.4	40.5	18.0	
75 St. Joseph	144	39	42	63			27.1	29.2	43.8		
76 Sanilac	15		3	12				20.0	80.0		
77 Schoolcraft	6		2	3	1			33.3	50.0	16.7	
78 Shiawassee	59	9	4	40	6		15.3	6.8	67.8	10.2	
79 Tuscola	67	3	10	42	12		4.5	14.9	62.7	17.9	
80 Van Buren	120	15	60	30	11	4	12.5	50.0	25.0	9.2	3.3
83 Wexford	54	5	9	37	3		9.3	16.7	68.5	5.6	

¹ Includes HYTA Prison

² Includes Delayed and Suspended Sentences, HYTA Probation, and SAI Probation.

³ Includes Restitution, Fines, Costs, Community Service and DHS sentences.

SOURCE: OMNI Court Disposition Extracts

A1c 2007 Criminal Court Dispositions (Offenders) by FOA Region and County – Assaultive Offenses

Page 1 of 2

	Total	Prison ¹	Jail	Jail/ Probation	Proba- tion ²	Other ³	Percents				
							Prison ¹	Jail	Jail/ Probation	Proba- tion ²	Other ³
STATE TOTALS	13,777	4,936	2,193	3,598	2,961	89	35.8	15.9	26.1	21.5	.6
METROPOLITAN REGION TOTALS	6,473	2,316	743	1,343	2,043	28	35.8	11.5	20.7	31.6	.4
50 Macomb	903	290	154	235	207	17	32.1	17.1	26.0	22.9	1.9
63 Oakland	1,675	596	253	545	278	3	35.6	15.1	32.5	16.6	.2
81 Washtenaw	361	144	64	57	94	2	39.9	17.7	15.8	26.0	.6
82 Wayne	3,534	1,286	272	506	1,464	6	36.4	7.7	14.3	41.4	.2
OUTSTATE REGION TOTALS	7,304	2,620	1,450	2,255	918	61	35.9	19.9	30.9	12.6	.8
01 Alcona	8	3	1	4			37.5	12.5	50.0		
02 Alger	4	3	1				75.0	25.0			
03 Allegan	128	45	23	47	13		35.2	18.0	36.7	10.2	
04 Alpena	27	8	14	4	1		29.6	51.9	14.8	3.7	
05 Antrim	15	9	1	5			60.0	6.7	33.3		
06 Arenac	19	10	1	7	1		52.6	5.3	36.8	5.3	
07 Baraga	6	2	4				33.3	66.7			
08 Barry	54	23	2	28	1		42.6	3.7	51.9	1.9	
09 Bay	171	76	23	41	31		44.4	13.5	24.0	18.1	
10 Benzie	9	3		5	1		33.3		55.6	11.1	
11 Berrien	314	105	76	94	36	3	33.4	24.2	29.9	11.5	1.0
12 Branch	37	13	10	14			35.1	27.0	37.8		
13 Calhoun	382	114	128	57	76	7	29.8	33.5	14.9	19.9	1.8
14 Cass	64	23	22	18	1		35.9	34.4	28.1	1.6	
15 Charlevoix	23	6	9	8			26.1	39.1	34.8		
16 Cheboygan	29	9	6	14			31.0	20.7	48.3		
17 Chippewa	39	6	12	12	9		15.4	30.8	30.8	23.1	
18 Clare	23	2	6	10	5		8.7	26.1	43.5	21.7	
19 Clinton	34	14	4	16			41.2	11.8	47.1		
20 Crawford	23	8	8	3	4		34.8	34.8	13.0	17.4	
21 Delta	18	4	3	11			22.2	16.7	61.1		
22 Dickinson	23	7	3	11	2		30.4	13.0	47.8	8.7	
23 Eaton	100	26	12	58	4		26.0	12.0	58.0	4.0	
24 Emmet	27	6	1	20			22.2	3.7	74.1		
25 Genesee	463	225	41	114	81	2	48.6	8.9	24.6	17.5	.4
26 Gladwin	22	4	3	14	1		18.2	13.6	63.6	4.5	
27 Gogebic	12	5	2	3	1	1	41.7	16.7	25.0	8.3	8.3
28 Grand Traverse	46	29	3	14			63.0	6.5	30.4		
29 Gratiot	36	27	1	8			75.0	2.8	22.2		
30 Hillsdale	21	14	1	6			66.7	4.8	28.6		
31 Houghton	11	3	3	5			27.3	27.3	45.5		
32 Huron	15	8	1	6			53.3	6.7	40.0		
33 Ingham	370	104	99	158	8	1	28.1	26.8	42.7	2.2	.3
34 Ionia	57	27	2	26		2	47.4	3.5	45.6		3.5
35 Iosco	25	8	1	16			32.0	4.0	64.0		
36 Iron	15	4	1	10			26.7	6.7	66.7		
37 Isabella	122	32	12	77	1		26.2	9.8	63.1	.8	
38 Jackson	229	99	66	54	7	3	43.2	28.8	23.6	3.1	1.3
39 Kalamazoo	424	125	129	31	131	8	29.5	30.4	7.3	30.9	1.9
40 Kalkaska	28	17	3	8			60.7	10.7	28.6		
41 Kent	945	387	177	140	225	16	41.0	18.7	14.8	23.8	1.7
42 Keweenaw	0										
43 Lake	15	4	1	9	1		26.7	6.7	60.0	6.7	
44 Lapeer	74	20	15	37	1	1	27.0	20.3	50.0	1.4	1.4
45 Leelanau	6	4		2			66.7		33.3		
46 Lenawee	127	57	6	54	9	1	44.9	4.7	42.5	7.1	.8
47 Livingston	191	63	37	74	17		33.0	19.4	38.7	8.9	
48 Luce	7	5	1	1			71.4	14.3	14.3		

A1c 2007 Criminal Court Dispositions (Offenders) by FOA Region and County — Assaultive Offenses

Page 2 of 2

	Total	Prison ¹	Jail	Jail/ Probation	Proba- tion ²	Other ³	Percents				
							Prison ¹	Jail	Jail/ Probation	Proba- tion ²	Other ³
STATE TOTALS	13,777	4,936	2,193	3,598	2,961	89	35.8	15.9	26.1	21.5	.6
(Cont'd.)											
OUTSTATE REGION TOTALS	7,304	2,620	1,450	2,255	918	61	35.9	19.9	30.9	12.6	.8
49 Mackinac	18	9	6	2	1		50.0	33.3	11.1	5.6	
51 Manistee	15	8		3	4		53.3		20.0	26.7	
52 Marquette	42	18	1	17	6		42.9	2.4	40.5	14.3	
53 Mason	33	8	1	24			24.2	3.0	72.7		
54 Mecosta	54	15	10	26	2	1	27.8	18.5	48.1	3.7	1.9
55 Menominee	11	3	2	5	1		27.3	18.2	45.5	9.1	
56 Midland	76	24	4	28	20		31.6	5.3	36.8	26.3	
57 Missaukee	15	5	3	7			33.3	20.0	46.7		
58 Monroe	128	41	25	60		2	32.0	19.5	46.9		1.6
59 Montcalm	68	29	9	29	1		42.6	13.2	42.6	1.5	
60 Montmorency	16	5	5	3	3		31.3	31.3	18.8	18.8	
61 Muskegon	409	169	53	176	11		41.3	13.0	43.0	2.7	
62 Newaygo	52	14	11	22	5		26.9	21.2	42.3	9.6	
64 Oceana	36	10	7	19			27.8	19.4	52.8		
65 Ogemaw	27	9	6	11	1		33.3	22.2	40.7	3.7	
66 Ontonagon	6	1	3	2			16.7	50.0	33.3		
67 Osceola	22	7	1	14			31.8	4.5	63.6		
68 Oscoda	4	2	1	1			50.0	25.0	25.0		
69 Otsego	34	12	9	11	2		35.3	26.5	32.4	5.9	
70 Ottawa	232	56	60	64	51	1	24.1	25.9	27.6	22.0	.4
71 Presque Isle	10		5	3	2			50.0	30.0	20.0	
72 Roscommon	28	16	4	6	2		57.1	14.3	21.4	7.1	
73 Saginaw	359	148	56	74	78	3	41.2	15.6	20.6	21.7	.8
74 St. Clair	257	61	87	77	27	5	23.7	33.9	30.0	10.5	1.9
75 St. Joseph	114	30	39	45			26.3	34.2	39.5		
76 Sanilac	28	7	8	12	1		25.0	28.6	42.9	3.6	
77 Schoolcraft	11	2	2	7			18.2	18.2	63.6		
78 Shiawassee	87	45		37	5		51.7		42.5	5.7	
79 Tuscola	110	25	16	48	21		22.7	14.5	43.6	19.1	
80 Van Buren	106	32	33	32	5	4	30.2	31.1	30.2	4.7	3.8
83 Wexford	58	13	8	36	1		22.4	13.8	62.1	1.7	

¹ Includes HYTA Prison

² Includes Delayed and Suspended Sentences, HYTA Probation, and SAI Probation.

³ Includes Restitution, Fines, Costs, Community Service and DHS sentences.

SOURCE: OMNI Court Disposition Extracts

A2

2007 Criminal Court Dispositions by Offense and Type of Disposition – All Offenses

Page 1 of 33

			DISPOSITIONS					
Compiled Laws	Offense	Max. Penalty	Total	Prison ¹	Jail	Jail/ Probation ²	Probation ²	Other ³
	GRAND TOTAL		86,575	21,331	17,932	23,870	22,632	810
	%			25%	21%	27%	26%	1%
	VIOLATIONS		77,278	20,537	15,841	21,327	18,869	704
	ATTEMPTS		9,297	794	2,091	2,543	3,763	106
28.243A	Fingerprinting - Refusal	MISD	16		11	2	3	
	ATTEMPTS							
28.293	State ID Card - False Application	15	1			1		
	ATTEMPTS							
28.2931	State ID Card - False Application	5	9	2	1	2	4	
	ATTEMPTS		6		1		4	1
28.2951A-A	State ID Card - Alter/Forge/Use to Commit Felony	10	6	2	1	2	1	
	ATTEMPTS		1	1				
28.2951B-A	State ID Card - Alter/Forge/Use to Commit Felony or Misdemeanor	5	1				1	
	ATTEMPTS							
28.2952-A	State ID Card - Alter/Forge Intent to Deliver/Possess 2 or More	5	3	1		1	1	
	ATTEMPTS							
28.2953	State ID Card - Use Stolen Card to Commit Felony	VAR	1				1	
	ATTEMPTS							
28.422	Weapons - Pistols, License Forgery	4	1			1		
	ATTEMPTS							
28.425B3	Weapons - Pistols, False Info on CCW Permit	4	1		1			
	ATTEMPTS							
28.425K2A	Weapons - Pistols, Carrying Concealed While Under the Influence	MISD	1				1	
	ATTEMPTS							
28.5953-A	State ID Card - Counterfeit/Forged, Possession	MISD	1					1
	ATTEMPTS							
28.729	Sex Offender - Fail to Register	4	540	97	207	134	90	12
	ATTEMPTS		175	6	73	43	47	6
28.7291A	Sex Offender - Fail to Register	4	6	2	1	1	2	
	ATTEMPTS		3		1	1	1	
28.7291B	Sex Offender - Fail to Register, 2nd Offense	7	39	15	8	9	6	1
	ATTEMPTS							
28.7291C	Sex Offender - Fail to Register, 3rd Offense	10	2		1			1
	ATTEMPTS							
28.7292	Sex Offenders - Failure to Comply w/ Duties	MISD	60		35	5	16	4
	ATTEMPTS							
28.7292C	Sex Offender - Fail to Report, 3rd Offense	4	23	8	7	4	4	
	ATTEMPTS		4		1	2	1	
28.7294	Sex Offenders - Refusing/Failing to Pay Registration Fee	MISD	2		2			
	ATTEMPTS							
28.729B	Sex Offenders - Failure to Comply w/ Reporting Duties - 2nd Offense	MISD	3		2		1	
	ATTEMPTS		1			1		
28.7352A	Student Safety Zone - Residency Violation	MISD	8		4	3		1
	ATTEMPTS							
52.204	Dead Bodies - Removing w/o Medical Examiner Permission	MISD	1			1		
	ATTEMPTS							
125.14471B1	Housing - MSHDA - False Pretenses, \$200 - <\$1K	MISD	1				1	
	ATTEMPTS							
168.9311M	Election Law - Failure to Perform Duty	MISD	1			1		
	ATTEMPTS							
168.932F	Election Law - Possess Absentee Ballot	5	3			3		
	ATTEMPTS							

NOTE: Be sure to check for related offense codes when examining a particular type of crime. They may or may not be in sequential order or even on the same page. Offenders may have multiple dispositions.

A2

2007 Criminal Court Dispositions by Offense and Type of Disposition – All Offenses

Page 2 of 33

			DISPOSITIONS					
Compiled Laws	Offense	Max. Penalty	Total	Prison ¹	Jail	Jail/ Probation ²	Probation ²	Other ³
	GRAND TOTAL		86,575	21,331	17,932	23,870	22,632	810
	%			25%	21%	27%	26%	1%
	VIOLATIONS		77,278	20,537	15,841	21,327	18,869	704
	ATTEMPTS		9,297	794	2,091	2,543	3,763	106
168.932H	Election Law - Attempt to Influence Absent Voter	5 ATTEMPTS	1			1		
205.271A	Taxes - Fail to File/False Return	5 ATTEMPTS	12 1	2	6	4 1		
205.4282	Tobacco Products Tax Act Violation Felony	5 ATTEMPTS	7 5		2		5 3	
205.4283	Tobacco Products Tax Act Violations Misdemeanor	1 ATTEMPTS	3			1	2	1
205.4286	Tobacco Products Tax Act Unauthorized Tax Stamps	10 ATTEMPTS	1				1	
205.53	Taxes - Sales/Doing Business w/o License	MISD ATTEMPTS	3		2		1	
257.1355B	Used Car Parts Dealer - Falsify Record	2 ATTEMPTS	1			1		
257.215	Operating - Unregistered Vehicle	MISD ATTEMPTS	7		3	2	1	1
257.233A6	Motor Vehicles - Odometer Tampering	5 ATTEMPTS	9				9	
257.2511	Motor Vehicle Code - Dealer Failure to Maintain Records	MISD ATTEMPTS	3				3	
257.254	Motor Vehicle Code - Intent to Pass False Title	10 ATTEMPTS	63 1	11	7	21	21 1	3
257.2551	License Plates - Commercial Vehicle Expired/None	MISD ATTEMPTS	1		1			
257.256	License Plate/Registration/Title Unlawful Use	MISD ATTEMPTS	80		38	17	21	4
257.257	License Documents/Plates - Forgery	5 ATTEMPTS	126 73	23	10 9	31 15	54 48	8 1
257.2572	License Documents/Plates - Forgery - 2nd Offense	7 ATTEMPTS	2				2	
257.301	Operating - No/Multiple Licenses	MISD ATTEMPTS	54		35	8	10	1
257.310	Driver's License - Forgery/Use to Commit Offense	VAR ATTEMPTS	1		1			
257.31010	Driver's License - Forged, Possession	MISD ATTEMPTS	4		3	1		
257.3107A	Driver's License - Forge w/ Intent to Commit Crime Max 10 Yrs+	10 ATTEMPTS	16 1	5	4 1	3	4	
257.3107B	Driver's License - Forge w/ Intent to Commit Crime Max 6mos-<10 yrs	5 ATTEMPTS	11	2	2	1	6	
257.3109	Driver's License - Forged, Possession of 2 or More	5 ATTEMPTS	2 1	2				
257.311	Operate w/o License	MISD ATTEMPTS	51		23	10	14	4
257.312	Operate w/Restricted License	MISD ATTEMPTS	38	1	20	8	5	4
257.312A	Operating - Motorcycles/Mopeds w/o Indorsement	MISD ATTEMPTS	6		1	3	2	

NOTE: Be sure to check for related offense codes when examining a particular type of crime. They may or may not be in sequential order or even on the same page. Offenders may have multiple dispositions.

A2

2007 Criminal Court Dispositions by Offense and Type of Disposition – All Offenses

Page 3 of 33

			DISPOSITIONS					
Compiled Laws	Offense	Max. Penalty	Total	Prison ¹	Jail	Jail/ Probation ²	Probation ²	Other ³
GRAND TOTAL			86,575	21,331	17,932	23,870	22,632	810
%				25%	21%	27%	26%	1%
VIOLATIONS			77,278	20,537	15,841	21,327	18,869	704
ATTEMPTS			9,297	794	2,091	2,543	3,763	106
257.324	Operate w/Forged/Altered License/ False ID	MISD ATTEMPTS	79		54	14	10	1
257.325	Motor Vehicle - Allowing Unlicensed Minor to Operate	MISD ATTEMPTS	1		1			
257.326	Operate - Owner Permitting Another to Violate Motor Vehicle	MISD ATTEMPTS	1				1	
257.328	Motor Vehicle Code - Producing False Evidence of Insurance	MISD ATTEMPTS	2			1	1	
257.3291	Insurance Certificates - Possess/ Sale of Stolen/Counterfeit	5 ATTEMPTS	32	3	8	2	12	7
257.602	Police Officer - Refuse to Obey Traffic Order	MISD ATTEMPTS	4	1	2		1	
257.602A	Police Officer - Flee (Vehicle Code)	15 ATTEMPTS	7		3	1	1	2
257.602A2	Police Officer - Flee - 4th Degree (Vehicle Code)	2 ATTEMPTS	3		3			
257.602A3	Police Officer - Flee - 3rd Degree (Vehicle Code)	4 ATTEMPTS	455	74	119	155	101	6
257.602A3-A	Police Officer - Flee - 3rd Degree (Vehicle Code)	5 ATTEMPTS	40	1	12	12	13	2
257.602A4-A	Police Officer - Flee - 2nd Degree (Vehicle Code)	10 ATTEMPTS	1		1			
257.602A5	Police Officer - Flee - 1st Degree (Vehicle Code)	15 ATTEMPTS	1		1			
257.603	Emergency Vehicle Violations	MISD ATTEMPTS	904	304	172	188	239	1
257.617	Fail to Stop at Accident - Serious Impairment/Death	5 ATTEMPTS	41	4	12	11	14	
257.6173	Fail to Stop at Accident - At Fault Death Result	15 ATTEMPTS	68	44	2	11	11	
257.617A	Fail to Stop at Personal Injury Accident	1 ATTEMPTS	1	1				
257.618	Fail to Stop at Property Damage Accident (Attended Vehicle)	MISD ATTEMPTS	2	2				
257.620	Fail to Stop after Collision	MISD ATTEMPTS	1				1	
257.621	Failure to Report Accident to Fixtures	MISD ATTEMPTS	46	19	2	21	4	
257.622	Fail to Report Accident	MISD ATTEMPTS	1			1		
257.624A	Alcohol - Open Container in Vehicle	MISD ATTEMPTS	16	13		1	2	
257.624B1	Alcohol - Possession By Minor in Motor Vehicle	MISD ATTEMPTS	21		11	4	6	
257.625	Operating Vehicle Intoxicated	15 ATTEMPTS	46		24	14	7	1
257.6251	Operating Vehicle Intoxicated	15 ATTEMPTS	1		1			
			36		19	12	3	2
			1			1		
			7		6		1	
			24	1	15	3	3	2
			131	4	84	21	13	9
			3		2		1	
			2		1	1		
			4		1		3	

NOTE: Be sure to check for related offense codes when examining a particular type of crime. They may or may not be in sequential order or even on the same page. Offenders may have multiple dispositions.

A2

2007 Criminal Court Dispositions by Offense and Type of Disposition – All Offenses

Page 4 of 33

			DISPOSITIONS					
Compiled Laws	Offense	Max. Penalty	Total	Prison ¹	Jail	Jail/ Probation ²	Probation ²	Other ³
GRAND TOTAL			86,575	21,331	17,932	23,870	22,632	810
%				25%	21%	27%	26%	1%
VIOLATIONS			77,278	20,537	15,841	21,327	18,869	704
ATTEMPTS			9,297	794	2,091	2,543	3,763	106
257.6251-A	Operating Vehicle Intoxicated	MISD	550	15	250	113	148	24
		ATTEMPTS	15		3	3	9	
257.62510B	Operating Vehicle Intoxicated - 2nd Offense	1	17		5	7	4	1
		ATTEMPTS						
257.62510C	Operating Vehicle Intoxicated - 3rd Offense	1	32	4	6	21	1	
		ATTEMPTS						
257.6253A	Operate - Impaired	MISD	137		51	32	41	13
		ATTEMPTS	1				1	
257.6254	Operating Vehicle Intoxicated, Causing Death	15	70	68		2		
		ATTEMPTS	2	2				
257.6254A	Operating Vehicle Intoxicated, Causing Death	15	1	1				
		ATTEMPTS						
257.6255-A	Operating Vehicle Intoxicated, Causing Serious Injury	5	163	59	4	74	26	
		ATTEMPTS	3	1		1	1	
257.6256	Operating Vehicle Intoxicated, Impaired - 3rd Felony	5	4		2	1		1
		ATTEMPTS						
257.6256-A	Minor Operating Vehicle, w/ Any Blood Alcohol Content	MISD	14	1	3	3	4	3
		ATTEMPTS						
257.6256B	Operating Vehicle Intoxicated, Contr. Sub. - 2nd Offense	1	249	3	112	98	32	4
		ATTEMPTS	5		2		3	
257.6256D	Operating Vehicle Intoxicated, Contr. Sub. - 3rd Offense	5	3,459	739	333	2,114	271	2
		ATTEMPTS	5	2		3		
257.6257A1	Operating Vehicle Intoxicated, w/ Occupant <16	1	23		12	6	5	
		ATTEMPTS						
257.6257A2	Operating Vehicle Intoxicated, w/ Occupant <16 - 2nd+ Offense	5	94	13	12	63	6	
		ATTEMPTS						
257.6258	Operating Vehicle, w/ Presence of Controlled Substance	MISD	68		39	9	15	5
		ATTEMPTS	4		1		2	1
257.6259B	Allow Intoxicated Person to Operate, Cause Death	5	1			1		
		ATTEMPTS						
257.6259C	Allow Intoxicated Person to Operate, Cause Serious Injury	2	1			1		
		ATTEMPTS						
257.625B	OUIL	5	16		2	6	6	2
		ATTEMPTS						
257.625L	Ignition Interlock Device - Violations	MISD	1		1			
		ATTEMPTS						
257.626	Driving - Reckless	MISD	68	1	31	18	9	9
		ATTEMPTS						
257.626C	Driving - Felonious	2	34	5	2	18	9	
		ATTEMPTS	3		1	1	1	
257.653A3	Emergency Vehicle - Careless Passing Injury Result	2	1					1
		ATTEMPTS						
257.6985	Motor Vehicles - Use/Possession of Flashing Lights	MISD	1		1			
		ATTEMPTS						
257.903	Motor Vehicle Code, False Certification	5	55	12	8	13	19	3
		ATTEMPTS	9			1	7	1
257.9032	Motor Vehicle Code, False Certification - 2nd Offense	7	2			2		
		ATTEMPTS						

NOTE: Be sure to check for related offense codes when examining a particular type of crime. They may or may not be in sequential order or even on the same page. Offenders may have multiple dispositions.

A2

2007 Criminal Court Dispositions by Offense and Type of Disposition – All Offenses

Page 5 of 33

			DISPOSITIONS					
Compiled Laws	Offense	Max. Penalty	Total	Prison ¹	Jail	Jail/ Probation ²	Probation ²	Other ³
GRAND TOTAL			86,575	21,331	17,932	23,870	22,632	810
%				25%	21%	27%	26%	1%
VIOLATIONS			77,278	20,537	15,841	21,327	18,869	704
ATTEMPTS			9,297	794	2,091	2,543	3,763	106
257.904	Operate - License Suspended/Revoked/ Denied	15 ATTEMPTS	14	1	8	3	2	
257.9041B	Operate - Allow Suspended/Revoked/ Denied to Operate	MISD ATTEMPTS	726 3	7 2	441 2	146 1	107 1	25
257.9041C	Operate - Allow Suspended/Revoked/ Denied to Operate - 2nd+ Offense	1 ATTEMPTS	754 3	10 1	512 1	142 2	68 2	22
257.9044	Operate - License Susp./Rev./Denied, Causing Death	15 ATTEMPTS	18	12		3	3	
257.9045	Operate - License Susp./Rev./Denied, Causing Serious Injury	5 ATTEMPTS	26 1	12	3	6 1	5	
257.9047-A	Allow Suspended Person to Operate, Causing Serious Injury	2 ATTEMPTS	1			1		
257.904A	Operating - No License for 3 Years	MISD ATTEMPTS	5		2	1	2	
257.904E	Motor Vehicle - Immobilization - Violations	MISD ATTEMPTS	1		1			
259.80F2	Airports - Possessing Weapon in Sterile Area	MISD ATTEMPTS	2				2	
259.80F3	Airports - Possess/Place Weapon on Aircraft	10 ATTEMPTS	1			1		
287.262-A	Dog - Unlicensed	MISD ATTEMPTS	8			4	4	
287.3232	Dangerous Animal, Causing Serious Injury	4 ATTEMPTS	3			2	1	
287.3233	Dangerous Animal, Causing Injury	MISD ATTEMPTS	1				1	
287.7441	Animal Industry Act - Felony Violations	5 ATTEMPTS	1			1		
324.11147	Hazardous Waste - Transporter Registration/Permit Violations	MISD ATTEMPTS	1		1			
324.121162	Liquid Industrial Waste - False Statements	2 ATTEMPTS	3			3		
324.20139	Hazardous Subs., Knowingly Release/ False Statement [Endanger]	2 ATTEMPTS	3		1	1	1	
324.31152A	Water Resources Protection Violation	2 ATTEMPTS	1		1			
324.401111	Wildlife Conservation Part - Taking Game From Vehicle	MISD ATTEMPTS	2			1	1	
324.401114	Wildlife Conservation Part - Hunting/ Shooting from Safety Zone	MISD ATTEMPTS	1		1			
324.401131	Wildlife Conservation Part - Using Artificial Light/Weapon	MISD ATTEMPTS	1		1			
324.401132	Wildlife Conservation Part - Using Artificial Light to Spot Animals	MISD ATTEMPTS	1			1		
324.401183	Wildlife Conservation Part - Taking Deer/Bear/Turkeys	MISD ATTEMPTS	3		3			
324.43521	Hunting/Fishing w/o License	MISD ATTEMPTS	1					1

NOTE: Be sure to check for related offense codes when examining a particular type of crime. They may or may not be in sequential order or even on the same page. Offenders may have multiple dispositions.

A2

2007 Criminal Court Dispositions by Offense and Type of Disposition – All Offenses

Page 6 of 33

			DISPOSITIONS					
Compiled Laws	Offense	Max. Penalty	Total	Prison ¹	Jail	Jail/ Probation ²	Probation ²	Other ³
GRAND TOTAL			86,575	21,331	17,932	23,870	22,632	810
%				25%	21%	27%	26%	1%
VIOLATIONS			77,278	20,537	15,841	21,327	18,869	704
ATTEMPTS			9,297	794	2,091	2,543	3,763	106
324.435585	Hunt/Fish License Part-Hunt/Possess Game Ineligible for License	MISD ATTEMPTS	1		1			
324.731021	Trespass, Recreational Trespass Law	MISD ATTEMPTS	1		1			
324.80172	Marine Safety, Negligence Cause Injury/Death	2 ATTEMPTS	3	3				
324.801761	Marine Safety, OUIL Per Se	MISD ATTEMPTS	1			1	1	
324.801764	Marine Safety, Operating Under Influence, Death	15 ATTEMPTS	1	1		1		
324.801765	Marine Safety, Operating Under Influence, Serious Injury	5 ATTEMPTS	3	1		1	1	
324.81122	ORV - Operating on Highway or Right-of-Way	MISD ATTEMPTS	1			1		
324.81133A	ORV - Operate at Unreasonable Speed	MISD ATTEMPTS	1			1		
324.811345	ORV - OUIL - 2nd Offense	MISD ATTEMPTS	1				1	
324.811348	ORV - OUIL Cause Serious Injury	5 ATTEMPTS	3	1	1	1		
324.81140A2A	ORV - Operate, License Suspended/Revoked	MISD ATTEMPTS	1		1			
324.821582	Snowmobiles - Flee and Elude	MISD ATTEMPTS	2		1	1		
324.8903	Littering - Objects in Path of Vehicle	MISD ATTEMPTS	1		1			
333.16294	Health Profession - Unauthorized Practice Felony	4 ATTEMPTS	2		1	1		
333.16296A	Health Profession - Unauthorized Use of Title	MISD ATTEMPTS	1				1	
333.17766	Contr. Sub. - Drugs, Obtain by False Rx	MISD ATTEMPTS	2		1			
333.17766B	Contr. Sub. - Drugs, Obtain by False Representation	MISD ATTEMPTS	1				1	
333.17766C	Contr. Sub. - Drugs, Falsely Make/Utter/Publish/Pass/Alter/Forge Rx	2 ATTEMPTS	5		3	1	1	
333.17766C1	Contr. Sub. - Ephedrine/Pseudoephedrine Posses >12 grams	2 ATTEMPTS	9		6	1	2	
333.17766D	Contr. Sub. - Drugs, Knowingly Posses False/Forged/Altered Rx	MISD ATTEMPTS	6		3		3	
333.17766E	Contr. Sub. - Drugs, Knowingly Attempts to Possess False/Forged/Altered Rx	MISD ATTEMPTS	9		5		3	1
333.17766F	Contr. Sub. - Drugs, Possess/Control Rx for Purpose of Resale/Dispensory	MISD ATTEMPTS	1		1			
333.5210	AIDS - Sexual Penetration w/ Uninformed Partner	4 ATTEMPTS	5	4			1	
333.73022	Controlled Substances - Drugs, Label Alteration/Defacement	MISD ATTEMPTS	1				1	

NOTE: Be sure to check for related offense codes when examining a particular type of crime. They may or may not be in sequential order or even on the same page. Offenders may have multiple dispositions.

A2 2007 Criminal Court Dispositions by Offense and Type of Disposition – All Offenses

Page 7 of 33

Compiled Laws	Offense	Max. Penalty
	GRAND TOTAL	
	%	
	VIOLATIONS	
	ATTEMPTS	
333.7341	Contr. Sub. - Imitation Mfg/ Distribution	2 ATTEMPTS
333.73413	Contr. Sub. - Imitation Mfg/ Distribution	2 ATTEMPTS
333.73416	Contr. Sub. - Imitation Advertising	1 ATTEMPTS
333.7401	Contr. Sub. - Delivery/Manufacture	LIFE ATTEMPTS
333.74011	Contr. Sub. - Del/Mfg/Possess	LIFE ATTEMPTS
333.74012A	Contr. Sub. - Del/Mfg (Narcotic or Cocaine)	LIFE ATTEMPTS
333.74012A1	Contr. Sub. - Del/Mfg 1,000+ Grams (Narc. or Cocaine)	LIFE ATTEMPTS
333.74012A2	Contr. Sub. - Del/Mfg 450 - 999 Grams (Narc. or Cocaine)	30 ATTEMPTS
333.74012A3	Contr. Sub. - Del/Mfg 50 - 449 Grams (Narc. or Cocaine)	20 ATTEMPTS
333.74012A4	Contr. Sub. - Del/Mfg Under 50 Grams (Narc. or Cocaine)	20 ATTEMPTS
333.74012B	Contr. Sub. - Del/Mfg (Sched. 1-3), Meth/Ecstasy	20 ATTEMPTS
333.74012B-A	Contr. Sub. - Del/Mfg (Sched. 1-3), Except Marijuana	7 ATTEMPTS
333.74012B-B	Contr. Sub. - Del/Mfg (Subs added Sched. 1-3 by Rule)	7 ATTEMPTS
333.74012B1	Contr. Sub. - Del/Mfg Meth/Ecstasy	20 ATTEMPTS
333.74012C-A	Contr. Sub. - Del/Mfg (Sched. 4)	4 ATTEMPTS
333.74012C-B	Contr. Sub. - Del/Mfg (Added to Sched. 4 by Board Rule)	4 ATTEMPTS
333.74012D	Contr. Sub. - Del/Mfg (Sched. 5)	2 ATTEMPTS
333.74012D1	Contr. Sub. - Del/Mfg 45 or More Kilograms Marijuana	15 ATTEMPTS
333.74012D2	Contr. Sub. - Del/Mfg 5 to <45 Kilograms Marijuana	7 ATTEMPTS
333.74012D3	Contr. Sub. - Del/Mfg Marijuana	4 ATTEMPTS
333.74012F	Prescription Forms - Del/Mfg/ Intent	7 ATTEMPTS
333.7401C2A	Contr. Sub. - Operate/Maintain Lab	10 ATTEMPTS
333.7401C2B	Contr. Sub. - Operate/Maintain Lab Near Minor	20 ATTEMPTS
333.7401C2C	Contr. Sub. - Operate/Maintain Lab Involving Hazardous Waste	20 ATTEMPTS

DISPOSITIONS					
Total	Prison ¹	Jail	Jail/ Probation ²	Probation ²	Other ³
86,575	21,331 25%	17,932 21%	23,870 27%	22,632 26%	810 1%
77,278	20,537	15,841	21,327	18,869	704
9,297	794	2,091	2,543	3,763	106
1				1	
124	19	64	20	21	
2		1		1	
1			1		
1		1			
1		1			
12		12			
2	1	1			
27	27				
30	29			1	
215	190	4	8	12	1
5	3			2	
3,391	950	684	906	838	13
898	62	183	202	450	1
2			1	1	
256	37	40	95	84	
19		2	8	9	
7	1	3	1	2	
232	140	4	41	47	
30	5	2	10	13	
67	7	11	28	21	
1			1		
7		1	2	4	
2			1	1	
5		3	2		
2				2	
22	11	2	4	3	2
3	1			2	
115	9	18	46	41	1
4	1		2	1	
3,188	302	588	1,032	1,243	23
478	7	70	128	270	3
21	4	7	6	4	
1				1	
30	4	8	9	9	
2	1	1			
5	4		1		
1				1	
7	7				

NOTE: Be sure to check for related offense codes when examining a particular type of crime. They may or may not be in sequential order or even on the same page. Offenders may have multiple dispositions.

A2

2007 Criminal Court Dispositions by Offense and Type of Disposition – All Offenses

Page 8 of 33

Compiled Laws	Offense	Max. Penalty
	GRAND TOTAL	
	%	
	VIOLATIONS	
	ATTEMPTS	
333.7401C2D	Contr. Sub. - Operate/Maintain Lab Near Specified Places	20 ATTEMPTS
333.7401C2F	Contr. Sub. - Operate/Maintain Lab Involving Meth	20 ATTEMPTS
333.74022A	Contr. Sub. - Create/Del./Intent Counterfeit (Narcotic)	10 ATTEMPTS
333.74022B	Contr. Sub. - Create/Del./Intent Counterfeit (Sched. 1-3)	5 ATTEMPTS
333.74022C	Contr. Sub. - Create/Del./Counterfeit Sub. (Sched. 4)	4 ATTEMPTS
333.74022E	Contr. Sub. - Create/Deliver Analogue	15 ATTEMPTS
333.74032A	Contr. Sub. - Possess	LIFE ATTEMPTS
333.74032A2	Contr. Sub. - Possess 450 - 999 Grams (Narcotic)	30 ATTEMPTS
333.74032A3	Contr. Sub. - Possess 50 - 449 Grams (Narcotic)	20 ATTEMPTS
333.74032A4	Contr. Sub. - Possess 25 - 49 Grams (Narcotic)	4 ATTEMPTS
333.74032A5	Contr. Sub. - Possess <25 Grams (Narcotic)	4 ATTEMPTS
333.74032B	Contr. Sub. - Possess Analogues/Sched. 1-4	2 ATTEMPTS
333.74032B-A	Contr. Sub. - Possess Analogues/Sched. 1-4	2 ATTEMPTS
333.74032B-B	Contr. Sub. - Possess Analogues/Sched. 1-4	2 ATTEMPTS
333.74032B1	Contr. Sub. - Possess Methamphetamine	10 ATTEMPTS
333.74032C-A	Contr. Sub. - Possess Sched. 5	1 ATTEMPTS
333.74032D	Contr. Sub. - Possess Marijuana	1 ATTEMPTS
333.74032F	Prescription Forms - Possession	MISD ATTEMPTS
333.74042	Controlled Substance - Possession	MISD ATTEMPTS
333.74042A	Contr. Sub. - Use (Narcotic/Cocaine/Meth/Ecstasy)	1 ATTEMPTS
333.74042B	Contr. Sub. - Use	1 ATTEMPTS
333.74042C	Contr. Sub. - Use, Sched. 5 or LSD, Etc.	MISD ATTEMPTS
333.74042D	Contr. Sub. - Use of Marijuana	MISD ATTEMPTS
333.7405A	Contr. Sub. - Licensee, Prescription Violations	2 ATTEMPTS

DISPOSITIONS					
Total	Prison ¹	Jail	Jail/ Probation ²	Probation ²	Other ³
86,575	21,331 25%	17,932 21%	23,870 27%	22,632 26%	810 1%
77,278	20,537	15,841	21,327	18,869	704
9,297	794	2,091	2,543	3,763	106
6	6				
123	64	10	24	24	1
10	2	2	4	2	
5	1	2	1	1	
3			2	1	
5		2	3		
3	2			1	
14	4	1	7	2	
1	1				
4	4				
23	18	1	3	1	
52	10	9	17	16	
3		3			
6,573	522	1,828	1,884	2,293	46
570	7	139	115	306	3
7		2	4	1	
1,040	54	217	332	428	9
40	1	14	3	21	1
51	1	8	9	33	
3		1		2	
534	78	121	179	153	3
61	1	8	25	27	
10		6	2	2	
1,873	42	735	545	517	34
11		2	6	2	1
3		1		2	
6		5			1
201	1	93	37	63	7
1				1	
184	1	31	39	111	2
1		1			
1			1		
27	1	11	4	11	
1				1	

NOTE: Be sure to check for related offense codes when examining a particular type of crime. They may or may not be in sequential order or even on the same page. Offenders may have multiple dispositions.

A2

2007 Criminal Court Dispositions by Offense and Type of Disposition – All Offenses

Page 9 of 33

			DISPOSITIONS					
Compiled Laws	Offense	Max. Penalty	Total	Prison ¹	Jail	Jail/ Probation ²	Probation ²	Other ³
GRAND TOTAL			86,575	21,331	17,932	23,870	22,632	810
%				25%	21%	27%	26%	1%
VIOLATIONS			77,278	20,537	15,841	21,327	18,869	704
ATTEMPTS			9,297	794	2,091	2,543	3,763	106
333.7405D	Contr. Sub. - Maintain Drug House	2 ATTEMPTS	764	65	195	254	241	9
			30		6	9	14	1
333.7405E	Contr. Sub. - Maintain Drug House	2 ATTEMPTS	2				2	
333.74071A	Contr. Sub. - Licensee Distribute w/o Order Form	4 ATTEMPTS	3			1	2	
333.74071C	Contr. Sub. - Obtain by Fraud	4 ATTEMPTS	250	18	67	70	95	
			94	5	21	26	40	2
333.74071G	Contr. Sub. - Counterfeit Prescription Form	4 ATTEMPTS	13	2	3	1	7	
			4		1		3	
333.7407A-A	Contr. Sub. - Induce Person to Commit Felony	LIFE ATTEMPTS	1			1		
333.7407A1-A	Contr. Sub. - Attempt Felony	LIFE ATTEMPTS	16	4	3	5	4	
			2		1		1	
333.7407A1(B)	Controlled Substance - Fraud	4 ATTEMPTS	1		1			
333.7407AA	Contr. Sub. - Inducing Person to Violate - Life Felony	VAR ATTEMPTS	7		5		2	
333.74101-A	Contr. Sub. - Deliver to Minor <50 Grams (Narcotic/Cocaine)	40 ATTEMPTS	2	2				
333.74101-D	Contr. Sub. - Delivery to Minor, Sched. 4 and Marijuana	8 ATTEMPTS	14	4	1	3	6	
333.74102	Contr. Sub. - Distribution w/o Remuneration (Marijuana)	60 ATTEMPTS	8		3	3	1	1
333.74102-A	Contr. Sub. - Deliver <50 Grams, School Prop. (Narc/Cocaine)	60 ATTEMPTS	24	22			2	
333.74103	Contr. Sub. - Intent Deliver <50 Grams, School Prop (Narc.)	40 ATTEMPTS	7	6		1		
			2	1			1	
333.74104-A	Contr. Sub. - Possess on School/Library Prop. (Narc./Coc.) <25 Grams	8 ATTEMPTS	3			3		
333.74104-B	Contr. Sub. - Possess on School/Library Property (Sched.1-4)	4 ATTEMPTS	1				1	
			2			1	1	
333.74104-C	Contr. Sub. - Possess on School/Library Property (Sched. 5)	2 ATTEMPTS	2		1	1		
333.74104-D	Contr. Sub. - Possess Marijuana, on School/Library Property	2 ATTEMPTS	30	2	8	10	10	
333.7410A	Contr. Sub. - Deliver/Possess in Park	2 ATTEMPTS	1			1		
333.74132	Contr. Sub. - 2nd+ Offense - Double Penalty	VAR ATTEMPTS	27	1	15	6	5	
333.7416	Contr. Sub. - Induce Minor to Felony	LIFE ATTEMPTS	1			1		
333.7454	Contr. Sub. - Sale of Paraphernalia	MISD ATTEMPTS	2		1		1	
335.07	Marihuana, Possession	MISD ATTEMPTS	3			1	2	
338.1053A	Security Guards - No License/Permission Connect Security Alarm	4 ATTEMPTS	1				1	

NOTE: Be sure to check for related offense codes when examining a particular type of crime. They may or may not be in sequential order or even on the same page. Offenders may have multiple dispositions.

A2

2007 Criminal Court Dispositions by Offense and Type of Disposition – All Offenses

Page 10 of 33

			DISPOSITIONS					
Compiled Laws	Offense	Max. Penalty	Total	Prison ¹	Jail	Jail/ Probation ²	Probation ²	Other ³
GRAND TOTAL			86,575	21,331	17,932	23,870	22,632	810
%				25%	21%	27%	26%	1%
VIOLATIONS			77,278	20,537	15,841	21,327	18,869	704
ATTEMPTS			9,297	794	2,091	2,543	3,763	106
339.6013	Occupational Code - Performing Occupation w/o License - 1st Offense	MISD ATTEMPTS	5		2		3	
400.601-A	Fraud - Welfare, \$500 or Less	4 ATTEMPTS	8		2	2	3	1
400.601-B	Fraud - Welfare, Over \$500	4 ATTEMPTS	60	1	5	13	39	2
400.602-A	Fraud - Welfare, Failure to Inform, \$500 or Less	MISD ATTEMPTS	14		1	2	10	1
400.602-B	Fraud - Welfare, Failure to Inform, Over \$500	4 ATTEMPTS	10		1		8	1
400.6071	Medicaid Fraud - False Claim	4 ATTEMPTS	205	1	8	22	172	2
400.71313A	Adult Foster Care - Operate Facility w/o License	4 ATTEMPTS	37		4	10	21	2
432.2181	Gambling Operations - Felony Violations	4 ATTEMPTS	7		1	4	3	
432.2182	Gambling Activities - Felony Violations	4 ATTEMPTS	2				1	
436.1203	Alcohol - Sale/Deliver/Import w/o License	2 ATTEMPTS	8			2	6	
436.16131	Alcohol - Furnishing Place for Consideration (1 Yr Felony)	10 ATTEMPTS	2				2	
436.17011-A	Alcohol - Sell/Furnish to Minor	10 ATTEMPTS	3	1			2	
436.17031A	Alcohol - Purchase/Consume/ Possess by Minor	1 ATTEMPTS	3			2	1	
436.17031B	Alcohol - Purchase/Consume/ Possess by Minor - 2nd Offense	MISD ATTEMPTS	1				1	
436.17031C	Alcohol - Purchase/Consume/ Possess by Minor - 3rd+ Offense	MISD ATTEMPTS	16	1	9		5	1
440.95016	File False/Fraudulent Financial Statement	MISD ATTEMPTS	72		15	18	21	18
445.574A2B-A	Beverage Containers - Returning Nonreturnable, More Than 100	5 ATTEMPTS	3		1	1	1	
445.65	Identity Theft	5 ATTEMPTS	13		2	3	5	3
445.67	Identity Theft - Obtain/Possess/ Transfer ID w/Intent	MISD ATTEMPTS	10	1	4		2	3
451.434	Debt Management Act - Licensee Violations	5 ATTEMPTS	1					1
451.501	Blue Sky Laws - Fraudulent Schemes/ Statements	5 ATTEMPTS	2		2			
451.601D	Blue Sky Laws - Unregistered Investment Advisor	5 ATTEMPTS	450	99	40	133	174	4
462.273	Trains - Trespass on Tracks	5 ATTEMPTS	33	1	7	8	17	
484.16052	Emergency 911 Service, Unauthorized	5 ATTEMPTS	65	17	6	23	19	
			3		2		1	
			1				1	
			1	1				
			1	1				
			3		2	1		
			1			1		

NOTE: Be sure to check for related offense codes when examining a particular type of crime. They may or may not be in sequential order or even on the same page. Offenders may have multiple dispositions.

A2

2007 Criminal Court Dispositions by Offense and Type of Disposition – All Offenses

Page 11 of 33

			DISPOSITIONS					
Compiled Laws	Offense	Max. Penalty	Total	Prison ¹	Jail	Jail/ Probation ²	Probation ²	Other ³
GRAND TOTAL			86,575	21,331	17,932	23,870	22,632	810
%				25%	21%	27%	26%	1%
VIOLATIONS ATTEMPTS			77,278	20,537	15,841	21,327	18,869	704
			9,297	794	2,091	2,543	3,763	106
484.16053	Emergency 911 Service, Unauthorized - 2nd+ Offense	2 ATTEMPTS	1				1	
500.2088	Insurance - False Report for Insurance Claim	MISD ATTEMPTS	1				1	
500.3101A	Motor Vehicle - Operating w/o Valid Insurance	MISD ATTEMPTS	1				1	
500.3102	Motor Vehicle - Operating w/o Security	MISD ATTEMPTS	23		11	6	3	3
500.45111	Insurance - Fraudulent Acts	4 ATTEMPTS	67	6	4	13	44	
			20		2	5	12	1
500.45112	Insurance Fraud - Conspiracies	10 ATTEMPTS	11	1	2	3	5	
552.639	Non-Support/Escape From Jail	1 ATTEMPTS	1			1		
570.111010B1	Contractor - False Sworn Statements, \$200 - <\$1K	MISD ATTEMPTS	2		1		1	
570.111010D1	Contractor - False Sworn Statements, \$20K or More	10 ATTEMPTS	1	1				
570.152	Contractor - Fraudulent Use of Building Contract Fund	3 ATTEMPTS	23	4	1	9	9	
			3			3		
600.1701	Contempt of Court	MISD ATTEMPTS	1	1				
600.2950	Domestic Violence - Personal Protection Order	MISD ATTEMPTS	1		1			
722.151	Children - Aiding/Abetting or Harboring	MISD ATTEMPTS	1		1			
722.6411	Tobacco - Furnish to Minor	MISD ATTEMPTS	1					1
722.642	Tobacco - Possession/Use by Minor	MISD ATTEMPTS	2			1	1	
722.675	Distribute Obscene Matter to Children	2 ATTEMPTS	10	2	1	6	1	
			2				2	
750.10A	Sexually Delinquent Person	LIFE ATTEMPTS	5	4	1			
750.110	Breaking & Entering - Bldg. w/Intent	15 ATTEMPTS	2,088	703	267	722	389	7
			365	74	58	128	104	1
750.110-A	Breaking & Entering - Unoccupied Bldg. w/Intent	10 ATTEMPTS	1	1				
			1			1		
750.110-B	Breaking & Entering - Occupied Bldg. w/Intent	15 ATTEMPTS	1		1			
750.110A2	Home Invasion - 1st Degree	20 ATTEMPTS	632	438	9	88	94	3
			140	38	24	43	35	
750.110A3	Home Invasion - 2nd Degree	15 ATTEMPTS	1,579	656	136	447	338	2
			186	41	28	59	58	
750.110A4	Home Invasion - 3rd Degree	5 ATTEMPTS	538	97	88	227	124	2
			56	6	8	24	18	
750.111	Breaking & Entering - Entry w/o Breaking, w/Intent	5 ATTEMPTS	176	34	38	59	43	2
			20		4	8	7	1

NOTE: Be sure to check for related offense codes when examining a particular type of crime. They may or may not be in sequential order or even on the same page. Offenders may have multiple dispositions.

A2

2007 Criminal Court Dispositions by Offense and Type of Disposition – All Offenses

Page 12 of 33

			DISPOSITIONS					
Compiled Laws	Offense	Max. Penalty	Total	Prison ¹	Jail	Jail/ Probation ²	Probation ²	Other ³
GRAND TOTAL			86,575	21,331	17,932	23,870	22,632	810
%				25%	21%	27%	26%	1%
VIOLATIONS			77,278	20,537	15,841	21,327	18,869	704
ATTEMPTS			9,297	794	2,091	2,543	3,763	106
750.113	Breaking & Entering - Coin Box	MISD	5		2	1	2	
		ATTEMPTS						
750.115	Breaking & Entering - Illegal Entry w/o Owner's Permission/Denied	MISD	18		5	3	9	1
		ATTEMPTS	2		1		1	
750.115A	Illegal Entry (w/o Owners Permission)	MISD	115	1	59	17	37	1
		ATTEMPTS	1		1			
750.116	Burglar's Tools - Possess	10	148	51	17	40	38	2
		ATTEMPTS	26	3	9	9	5	
750.117	Public Officer - Bribery	4	5		2	2	1	
		ATTEMPTS	3		1	1	1	
750.1227A	Witness - Bribe/Intimidate/Interfere	4	19	4	8	5	2	
		ATTEMPTS	6		3	2	1	
750.1227B	Witness - Bribe/Intimidate/Interfere	10	11	6	2	3		
		ATTEMPTS	5	1	1	1	2	
750.1227C	Witness - Intimidate/Threaten to Kill or Injure	15	9	7		2		
		ATTEMPTS	3	2			1	
750.1228	Witness - Retaliate Against	10						
		ATTEMPTS	3		1		2	
750.125	Bribery - Agents, Servants, Employees	MISD	1		1			
		ATTEMPTS						
750.1313A1	Check - Non-Sufficient Funds, Less than \$100	MISD	20		8	7	5	
		ATTEMPTS	1				1	
750.1313B1	Check - Non-Sufficient Funds, \$100 - <\$500	1	59		21	14	23	1
		ATTEMPTS						
750.1313B2	Check - Non-Sufficient Funds, \$100 - <\$500 - 3rd+ Offense	2	9			3	2	4
		ATTEMPTS						
750.1313C	Check - Non-Sufficient Funds, \$500 or more	2	117	22	16	48	28	3
		ATTEMPTS	7		3	2	2	
750.131A	Check - No Account or Non-Sufficient Funds	2	6		4		2	
		ATTEMPTS	6		2		4	
750.131A1	Check - No Account	2	431	51	125	157	92	6
		ATTEMPTS	29		10	9	7	3
750.131A2	Check - Non-Sufficient Funds, Three w/in 10 days	2	126	9	28	66	22	1
		ATTEMPTS	8		2	5	1	
750.135	Children - Abandonment	10	3			2	1	
		ATTEMPTS						
750.136B2	Child Abuse - 1st Degree	15	35	32		3		
		ATTEMPTS	3	1	1		1	
750.136B3	Child Abuse - 2nd Degree	4	101	24	14	38	25	
		ATTEMPTS	2		1		1	
750.136B4	Child Abuse - 3rd Degree	2	153	8	28	54	62	1
		ATTEMPTS	4			1	3	
750.136B5	Child Abuse - 4th Degree	1	49		10	7	30	2
		ATTEMPTS						
750.138	Custody - Interfere w/ Legal Custody of Juvenile	MISD	3			1	2	
		ATTEMPTS						
750.141A2	Drugs/Alcohol - Allowing Consumption by Minors	MISD	4			3	1	
		ATTEMPTS						

NOTE: Be sure to check for related offense codes when examining a particular type of crime. They may or may not be in sequential order or even on the same page. Offenders may have multiple dispositions.

A2

2007 Criminal Court Dispositions by Offense and Type of Disposition – All Offenses

Page 13 of 33

			DISPOSITIONS					
Compiled Laws	Offense	Max. Penalty	Total	Prison ¹	Jail	Jail/ Probation ²	Probation ²	Other ³
	GRAND TOTAL		86,575	21,331	17,932	23,870	22,632	810
	%			25%	21%	27%	26%	1%
	VIOLATIONS		77,278	20,537	15,841	21,327	18,869	704
	ATTEMPTS		9,297	794	2,091	2,543	3,763	106
750.142	Children - Furnish Obscenity to	MISD	2		1	1		
	ATTEMPTS							
750.145	Children - Contribute to Delinquency	MISD	77		16	11	48	2
	ATTEMPTS		1				1	
750.145A	Accost/Solicit Child for Immoral Purposes	1	2				2	
	ATTEMPTS							
750.145A-A	Children - Accost for Immoral Purposes	4	78	26	4	35	13	
	ATTEMPTS		15	1	2	10	2	
750.145C	Child Sexually Abusive Activity	20						
	ATTEMPTS		1				1	
750.145C2	Child Sexually Abusive Activity	20	84	75	2	6	1	
	ATTEMPTS		2	1	1			
750.145C3	Child Sexually Abusive Activity, Promote or Distribute	7	28	15		12	1	
	ATTEMPTS							
750.145C4	Child Sexually Abusive Material, Possess	4	1	1				
	ATTEMPTS							
750.145C4-A	Child Sexually Abusive Material, Possess	4	150	76	10	56	7	1
	ATTEMPTS		4			3	1	
750.145D2B	Computer/Internet - Plan Crime w/ Other, Max 1 - <2 yrs	2	1			1		
	ATTEMPTS							
750.145D2C	Computer/Internet - Plan Crime w/ Other, Max 2 - <4 yrs	4	60	21	1	27	11	
	ATTEMPTS							
750.145D2D	Computer/Internet - Plan Crime w/ Other, Max 4 - <10 yrs	10	66	31	1	19	15	
	ATTEMPTS							
750.145D2E	Computer/Internet - Plan Crime w/ Other, Max 10 - <15 yrs	15	4	4				
	ATTEMPTS							
750.145D2F	Computer/Internet - Plan Crime w/ Other, Max 15+ yrs	20	57	43	1	10	3	
	ATTEMPTS							
750.145N1	Vulnerable Adult Abuse - 1st Degree	15	1				1	
	ATTEMPTS							
750.145N2	Vulnerable Adult Abuse - 2nd Degree	4	4			3	1	
	ATTEMPTS		1			1		
750.145N3	Vulnerable Adult Abuse - 3rd Degree	2	6			2	4	
	ATTEMPTS							
750.145N4	Vulnerable Adult Abuse - 4th Degree	1	2				2	
	ATTEMPTS							
750.147B	Ethnic Intimidation	2	27	3	8	10	6	
	ATTEMPTS		3		1		2	
750.157A	Compounding Offenses	5	27	3	1	4	19	
	ATTEMPTS		2			1	1	
750.157AB	Conspiracy - Gamble Illegally	5	2				2	
	ATTEMPTS							
750.157B2	Homicide - Solicitation of Murder	LIFE	9	9				
	ATTEMPTS		1				1	
750.157C	Minors - Induce to Commit Felony	VAR	1		1			
	ATTEMPTS							
750.157N1	Financial Transaction Device - Steal/Retain w/o Consent	4	981	132	237	296	311	5
	ATTEMPTS		90	3	24	25	34	4

NOTE: Be sure to check for related offense codes when examining a particular type of crime. They may or may not be in sequential order or even on the same page. Offenders may have multiple dispositions.

A2

2007 Criminal Court Dispositions by Offense and Type of Disposition — All Offenses

Page 14 of 33

			DISPOSITIONS					
Compiled Laws	Offense	Max. Penalty	Total	Prison ¹	Jail	Jail/ Probation ²	Probation ²	Other ³
GRAND TOTAL			86,575	21,331	17,932	23,870	22,632	810
%				25%	21%	27%	26%	1%
VIOLATIONS			77,278	20,537	15,841	21,327	18,869	704
ATTEMPTS			9,297	794	2,091	2,543	3,763	106
750.157N2	Financial Transaction Device - Possess Fraudulent One	4 ATTEMPTS	45	14	6	13	12	
			5		2		2	1
750.157P	Financial Transaction Device - Possess w/Intent to Use/Sell	4 ATTEMPTS	158	25	40	49	41	3
			24	2	5	12	4	1
750.157Q	Financial Transaction Device - Illegal Sale/Use	4 ATTEMPTS	298	49	56	104	88	1
			33	2	10	4	15	2
750.157R	Financial Transaction Device - Forge/Alter/Counterfeit	4 ATTEMPTS	11	1		10		
			1			1		
750.157S1B1	Financial Transaction Device - Use Revoked/Cancelled, \$100-<\$500	1 ATTEMPTS	1				1	
750.157S1C	Financial Transaction Device - Obtain Goods \$500 or More	2 ATTEMPTS	1		1			
750.157T	Financial Transaction Device - Sale of Goods or Services	4 ATTEMPTS	2				2	
750.157U	Financial Transaction Device - Overcharge	4 ATTEMPTS	7		4	2	1	
750.157V	Financial Transaction Device - False ID	4 ATTEMPTS	33	8	7	8	9	1
			2			1	1	
750.157W1B1	Financial Trans. Device - Fraud Withdraw/Transfer, \$200 - <\$1K	1 ATTEMPTS	4		1	1	2	
750.157W1C1	Financial Trans. Device - Fraud Withdraw/Transfer, \$1K - <\$20K	5 ATTEMPTS	14	1	5	4	4	
			2			2		
750.158	Sodomy	15 ATTEMPTS	2	1		1		
750.159I1	Criminal Enterprise - Conduct	20 ATTEMPTS	53	44		6	3	
			7		4	2	1	
750.159I4-A	Criminal Enterprise - Conspiracy	20 ATTEMPTS	6	6				
750.161	Desertion/Abandon/Non-Support	3 ATTEMPTS	34	4	9	12	8	1
			5	1	1	1	2	
750.165	Child Support - Fail to Pay	4 ATTEMPTS	1,254	96	125	435	595	3
			212	6	28	55	123	
750.167	Disorderly Person	MISD ATTEMPTS	2		1		1	
750.1671A	Disorderly Person - Non-Support	MISD ATTEMPTS	19		4	3	9	3
750.1671C	Disorderly Person - Window Peeper	MISD ATTEMPTS	4		1	2	1	
750.1671DB	Disorderly Person - Illegal Occupation	MISD ATTEMPTS	1				1	
750.1671E	Disorderly Person - Drunk	MISD ATTEMPTS	25		12	4	9	
750.1671F	Disorderly Person - Obscene Conduct	MISD ATTEMPTS	7		4	1	1	1
750.1671I	Disorderly Person - Loitering at House of Ill Fame	MISD ATTEMPTS	3				3	
750.1671J	Disorderly Person - Loitering about Illegal Business	MISD ATTEMPTS	12		3	4	4	1

NOTE: Be sure to check for related offense codes when examining a particular type of crime. They may or may not be in sequential order or even on the same page. Offenders may have multiple dispositions.

A2

2007 Criminal Court Dispositions by Offense and Type of Disposition — All Offenses

Page 15 of 33

			DISPOSITIONS					
Compiled Laws	Offense	Max. Penalty	Total	Prison ¹	Jail	Jail/ Probation ²	Probation ²	Other ³
	GRAND TOTAL		86,575	21,331	17,932	23,870	22,632	810
	%			25%	21%	27%	26%	1%
	VIOLATIONS		77,278	20,537	15,841	21,327	18,869	704
	ATTEMPTS		9,297	794	2,091	2,543	3,763	106
750.1671L	Disorderly Person - Jostling	MISD ATTEMPTS	15		4	4	3	4
750.170	Disturbing the Peace	MISD ATTEMPTS	40		8	11	21	
			2		1		1	
750.174	Embezzle - Agent or Trustee	10 ATTEMPTS	3		3			
750.174-B	Embezzlement - Agent or Trustee, Over \$100	10 ATTEMPTS	10	3	6		1	
750.1742	Embezzlement - Less Than \$200	MISD ATTEMPTS	6		2		3	1
750.1743A	Embezzle - Agent or Trustee \$200 - <\$1K	1 ATTEMPTS	51		10	12	28	1
			1			1		
750.1744A	Embezzle - Agent or Trustee, \$1K - <\$20K	5 ATTEMPTS	442	21	44	155	218	4
			86	2	14	24	46	
750.1744B	Embezzle - Agent or Trustee, \$200 - <\$1K - 2nd+ Offense	5 ATTEMPTS	6	1	2		3	
750.1745A	Embezzle - Agent or Trustee, \$20K - <\$50K	10 ATTEMPTS	118	19	7	39	53	
			20	1	2	6	11	
750.1745B	Embezzle - Agent or Trustee, \$1K - <\$20K - 3rd+ Offense	10 ATTEMPTS	1			1		
750.1746	Embezzle - \$50K - <\$100K	15 ATTEMPTS	1				1	
750.1747	Embezzlement - \$100K or More	15 ATTEMPTS	2			1	1	
750.174A	Embezzlement - From Vulnerable Adult	10 ATTEMPTS	1		1			
750.174A3A	Embezzlement - From Vulnerable Adult, \$200 - <\$1K	1 ATTEMPTS	4		3	1		
750.174A4A	Embezzlement - From Vulnerable Adult, \$1K - <\$20K	5 ATTEMPTS	22	4	1	9	7	1
			5			2	3	
750.174A5A	Embezzlement - From Vulnerable Adult, \$20K or More	10 ATTEMPTS	12	2		2	7	1
			1			1		
750.175	Embezzle - Public Official, Over \$50	10 ATTEMPTS	22	18	1	2	1	
			1	1				
750.176	Embezzle - Administrator/Executor/ Guardian	10 ATTEMPTS	5	1		3	1	
750.1783-A	Embezzle - Mortgaged/Leased Property, \$1K - <\$20K	5 ATTEMPTS	1			1		
750.180	Embezzle - Financial Institutions	20 ATTEMPTS	19	12		2	5	
			3				3	
750.1813A	Embezzlement - Jointly Held Property, \$200 - \$1K	MISD ATTEMPTS	1				1	
750.183-A	Escape - Aiding Prisoner - Felony	7 ATTEMPTS	5	3		2		
			1			1		
750.186A	Escape - Juvenile Facility	4 ATTEMPTS	20	4	6	2	5	3
			1			1		
750.193	Escape - Prison	5 ATTEMPTS	15	13	2			
			1	1				

NOTE: Be sure to check for related offense codes when examining a particular type of crime. They may or may not be in sequential order or even on the same page. Offenders may have multiple dispositions.

A2

2007 Criminal Court Dispositions by Offense and Type of Disposition – All Offenses

Page 16 of 33

			DISPOSITIONS					
Compiled Laws	Offense	Max. Penalty	Total	Prison ¹	Jail	Jail/ Probation ²	Probation ²	Other ³
	GRAND TOTAL		86,575	21,331	17,932	23,870	22,632	810
	%			25%	21%	27%	26%	1%
	VIOLATIONS		77,278	20,537	15,841	21,327	18,869	704
	ATTEMPTS		9,297	794	2,091	2,543	3,763	106
750.1951	Escape - From Misdemeanor Jail Sentence	2 ATTEMPTS	13	2	6	5		
750.1952	Escape - From Felony Jail Sentence	4 ATTEMPTS	32	19	10	3		
			5		3	2		
750.1971	Escape - Awaiting Trial for Misdemeanor	2 ATTEMPTS	3	2	1			
750.1972	Escape - Awaiting Trial for Felony	4 ATTEMPTS	23	14	4	4	1	
			3	1	1		1	
750.197A	Escape - Lawful Custody	1 ATTEMPTS	9	1	5	1	1	1
750.197C-A	Assault of Prison Employee	4 ATTEMPTS	77	58	11	3	5	
			10	4	4	1	1	
750.197C-B	Escape - From Jail Through Violence	4 ATTEMPTS	2	2				
750.1993	Harboring Felons	4 ATTEMPTS	6			2	4	
			6		3	2	1	
750.199A	Bond - Abscond or Forfeit	4 ATTEMPTS	107	35	37	26	8	1
			25	4	7	6	7	1
750.20011A	Harmful Devices - Unlawful Possession/Use	15 ATTEMPTS	1				1	
750.200J1A-A	Harmful Devices - Imitation - Unlawful Possession or Use	5 ATTEMPTS	1				1	
750.200J1AA	Harmful Devices - Imitation - Unlawful Possession or Use	5 ATTEMPTS	1	1				
750.204A	Explosives - Send w/Intent to Frighten	5 ATTEMPTS	2		1		1	
750.2072A	Explosives - Place Near Property	15 ATTEMPTS	2	1		1		
750.2072B	Explosives - Place Near Property Cause Property Damage	20 ATTEMPTS	2	1		1		
750.209-B	Explosives - Place w/Intent to Alarm	5 ATTEMPTS	1			1		
750.209A	Explosives - Possess w/Intent to Terrorize	10 ATTEMPTS	1			1		
750.2102A	Explosives - Possess Bomb w/ Unlawful Intent	15 ATTEMPTS	1			1		
750.211A2A	Explosives - Mfg/Possess Explosive/ Other w/Malicious Intent	15 ATTEMPTS	7		1	5	1	
750.211A2A-A	Explosives - Mfg/Possess Molotov Cocktail	4 ATTEMPTS	2		1	1		
			1			1		
750.211A2B	Explosives - Mfg/Possess Molotov Cocktail/Other w/Prop. Damage	20 ATTEMPTS	4	1		2		1
			2			2		
750.213	Extortion	20 ATTEMPTS	11	7		3	1	
			10	4	1	3	2	
750.2153	Impersonate Peace Officer to Commit Crime	4 ATTEMPTS	9	5	2	1	1	
			1				1	
750.217	Obstruct Officer By Disguise	1 ATTEMPTS	2			1	1	

NOTE: Be sure to check for related offense codes when examining a particular type of crime. They may or may not be in sequential order or even on the same page. Offenders may have multiple dispositions.

A2

2007 Criminal Court Dispositions by Offense and Type of Disposition – All Offenses

Page 17 of 33

			DISPOSITIONS					
Compiled Laws	Offense	Max. Penalty	Total	Prison ¹	Jail	Jail/ Probation ²	Probation ²	Other ³
GRAND TOTAL			86,575	21,331	17,932	23,870	22,632	810
%				25%	21%	27%	26%	1%
VIOLATIONS			77,278	20,537	15,841	21,327	18,869	704
ATTEMPTS			9,297	794	2,091	2,543	3,763	106
750.217F	Impersonate Firefighter/ Emergency Medical Personnel	2 ATTEMPTS	4	2			2	
750.218	False Pretenses w/Intent to Defraud	10 ATTEMPTS	3		2	1		
750.218-B	False Pretenses - Over \$100	10 ATTEMPTS	4		4			
750.2183	False Pretenses - Less Than \$200	MISD ATTEMPTS	17		3	2	11	1
750.2183A	False Pretenses - \$200 - <\$1K	1 ATTEMPTS	75		18	23	26	8
750.2184A	False Pretenses - \$1K - <\$20K	5 ATTEMPTS	1	62	39	76	75	
750.2184B	False Pretenses - \$200 - <\$1K - 2nd+ Offense	5 ATTEMPTS	48		13	15	20	
750.2185A	False Pretenses - \$20K or More	5 ATTEMPTS	5	3		2		
750.2185B	False Pretenses - \$20K or More	10 ATTEMPTS	75	33	4	19	19	
750.2185B	False Pretenses - \$1K - <\$20K - 3rd+ Offense	10 ATTEMPTS	8	3	1	4		
750.219A2B1	Telecommunications - Avoid Payment, \$200 - <\$1K	MISD ATTEMPTS	3	3				
750.219A2C1	Telecommunications - Avoid Payment, \$1K - < \$20K	5 ATTEMPTS	1		1			
750.219E	Financial Institution - Unauthorized Credit Application	5 ATTEMPTS	5				5	
750.219E	Financial Institution - Unauthorized Credit Application	4 ATTEMPTS	4	1		1	2	
750.2234	Weapons - Firearms, Sale to Felon	4 ATTEMPTS	9	2	1	3	3	
750.2234	Weapons - Firearms, Sale to Felon	10 ATTEMPTS	1			1		
750.2241-A	Weapons - Dangerous Weapon, Misc.	5 ATTEMPTS	71	2	16	19	31	3
750.2241-B	Weapons - Dangerous Weapon, Gas Ejecting Device	5 ATTEMPTS	17	2	1	5	9	
750.224A	Weapons - Taser, Possession or Sale Taser	5 ATTEMPTS	7		2	2	3	
750.224B	Weapons - Taser, Possession or Sale Taser	4 ATTEMPTS	30	4	3	12	11	
750.224B	Weapons - Firearms, Short-Barrel Shotgun/Rifle	4 ATTEMPTS	14		1	2	11	
750.224D2	Weapons - Firearms, Short-Barrel Shotgun/Rifle	5 ATTEMPTS	77	22	13	18	24	
750.224D2	Weapons - Dangerous Weapon, Self-Defense Spray	2 ATTEMPTS	10		2	1	7	
750.224F	Weapons - Dangerous Weapon, Self-Defense Spray	2 ATTEMPTS	2			1	1	
750.224F	Weapons - Firearms, Possession by Felon	5 ATTEMPTS	1				1	
750.226	Weapons - Firearms, Possession by Felon	5 ATTEMPTS	901	521	93	114	169	4
750.226	Weapons - Dangerous Weapon, Carry w/Unlawful Intent	5 ATTEMPTS	29	5	7	6	6	5
750.226A	Weapons - Dangerous Weapon, Carry w/Unlawful Intent	5 ATTEMPTS	100	48	11	18	23	
750.226A	Weapons - Switchblade, Possession or Sale	1 ATTEMPTS	9	1	4	3	1	
750.227	Weapons - Switchblade, Possession or Sale	1 ATTEMPTS	18		4	6	7	1
750.227	Weapons - Carry Concealed	5 ATTEMPTS	1		1			
750.227A	Weapons - Carry Concealed	5 ATTEMPTS	1,373	325	243	259	541	5
750.227A	Weapons - Firearms - Unlawful Possession by Security Guard	4 ATTEMPTS	925	22	146	181	564	12
750.227B	Weapons - Firearms - Unlawful Possession by Security Guard	4 ATTEMPTS	1		1			
750.227B	Weapons - Felony Firearm	10 ATTEMPTS	3	1			2	

NOTE: Be sure to check for related offense codes when examining a particular type of crime. They may or may not be in sequential order or even on the same page. Offenders may have multiple dispositions.

A2

2007 Criminal Court Dispositions by Offense and Type of Disposition – All Offenses

Page 18 of 33

			DISPOSITIONS					
Compiled Laws	Offense	Max. Penalty	Total	Prison ¹	Jail	Jail/ Probation ²	Probation ²	Other ³
	GRAND TOTAL		86,575	21,331	17,932	23,870	22,632	810
	%			25%	21%	27%	26%	1%
	VIOLATIONS		77,278	20,537	15,841	21,327	18,869	704
	ATTEMPTS		9,297	794	2,091	2,543	3,763	106
750.227B-A	Weapons - Felony Firearm	2	2,060	1,978	3	11	66	2
	ATTEMPTS		9		2	3	4	
750.227B-B	Weapons - Felony Firearm - 2nd Offense	5	96	96				
	ATTEMPTS							
750.227B-C	Weapons - Felony Firearm - 3rd Offense	10	3	3				
	ATTEMPTS							
750.227C	Weapons - Firearms, Possess Loaded in Vehicle	2	58	7	10	21	17	3
	ATTEMPTS		14		3	6	5	
750.227D	Weapons - Firearms, Improper Possession in Vehicle	MISD	12		2	4	5	1
	ATTEMPTS							
750.227F	Body Armor - Wear During Violent Crime	4	1		1			
	ATTEMPTS							
750.227G9A	Weapons - Body Armor - Possess/Use by Violent Felon	4	2		1	1		
	ATTEMPTS							
750.228	Weapons - Firearms, Safety Inspection Violation [Repealed]	MISD	51		5	6	38	2
	ATTEMPTS							
750.230	Weapons - Firearms, Alter ID Marks	2	6	1	3	1	1	
	ATTEMPTS							
750.232A	Weapons - Firearms, False Application	4	3		1		2	
	ATTEMPTS							
750.233	Weapons - Firearms, Aim w/o Malice	MISD	11		2	2	7	
	ATTEMPTS							
750.234	Weapons - Firearms, Discharge/Aim w/o Malice and Injury	1	7	1		1	5	
	ATTEMPTS							
750.234A	Weapons - Firearms, Discharge from Vehicle	4	35	16	6	8	5	
	ATTEMPTS		1	1				
750.234B	Weapons - Firearms, Discharge in/at Bldg.	4	69	29	4	16	16	4
	ATTEMPTS		6		1	5		
750.234C	Weapons - Firearms, Discharge at Emergency/Police Vehicle	4	2	1		1		
	ATTEMPTS							
750.234D	Weapons - Firearms, Possess on Restricted Premises	MISD	1					1
	ATTEMPTS							
750.234E	Weapons - Firearms - Brandishing in Public	MISD	8		2		6	
	ATTEMPTS							
750.234F	Weapons - Firearms - Possession by Minor in Public	MISD	1			1		
	ATTEMPTS							
750.237	Weapons - Firearms - Under the Influence Causing Serious Impairment	5	42		19	10	13	
	ATTEMPTS							
750.2373	Weapons - Firearms, Discharge OUIL Cause Impairment	5	1			1		
	ATTEMPTS							
750.237A1	Weapon - Free School Zones, General Felony Violations	5	13		2	3	8	
	ATTEMPTS							
750.237A2	Weapon - Free School Zones, General Misdemeanor	MISD	4		1		3	
	ATTEMPTS							
750.240	Willfully Raise False Fire Alarm	1	2	1	1			
	ATTEMPTS							
750.243	Fireworks - Sale, Possession, Transport	MISD	2		1			1
	ATTEMPTS							

NOTE: Be sure to check for related offense codes when examining a particular type of crime. They may or may not be in sequential order or even on the same page. Offenders may have multiple dispositions.

A2

2007 Criminal Court Dispositions by Offense and Type of Disposition – All Offenses

Page 19 of 33

			DISPOSITIONS					
Compiled Laws	Offense	Max. Penalty	Total	Prison ¹	Jail	Jail/ Probation ²	Probation ²	Other ³
GRAND TOTAL			86,575	21,331	17,932	23,870	22,632	810
%				25%	21%	27%	26%	1%
VIOLATIONS			77,278	20,537	15,841	21,327	18,869	704
ATTEMPTS			9,297	794	2,091	2,543	3,763	106
750.248	Forgery	14	313	89	50	108	65	1
		ATTEMPTS	47	4	8	25	10	
750.248A	Financial Transaction Device - Utter & Publish	4	7		1	5	1	
		ATTEMPTS	2		1	1		
750.249	Utter & Publish	14	2,284	573	483	651	567	10
		ATTEMPTS	589	43	151	138	252	5
750.249A	Financial Transaction Device - Forgery	4	4		2	2		
		ATTEMPTS						
750.250	Forge State Warrant	7	2	1			1	
		ATTEMPTS						
750.252	Utter & Publish - Possess Counterfeit Note w/Intent	7	7	4		1	2	
		ATTEMPTS						
750.253	Utter & Publish - Counterfeit Bills/Notes	5	58	7	12	22	17	
		ATTEMPTS	7		2	3	1	1
750.254	Utter & Publish - Possess Counterfeit Bank/State/Bills	5	23	2	2	7	12	
		ATTEMPTS	1			1		
750.255	Counterfeiting - Possess Tools	10	3	1		2		
		ATTEMPTS						
750.260	Counterfeiting - Coins/Possess 5 or more	LIFE	3		1		2	
		ATTEMPTS	1		1			
750.261	Counterfeiting - Coins/Possess Less than 5	10	2	1	1			
		ATTEMPTS	3		1	2		
750.2632	Counterfeiting - Deliver/Possess w/ False ID Mark	1	1				1	
		ATTEMPTS						
750.2633	Counterfeiting - Deliver/Possess w/ False ID Mark - Felony	5	5			3	2	
		ATTEMPTS	2				2	
750.273	Fraud - Obtain Signature to Financial Document	10	1		1			
		ATTEMPTS						
750.280	Fraud - Common Law	10	1	1				
		ATTEMPTS	2			2		
750.282-B	Public Utility - Fraudulent Use, Over \$500	4	1				1	
		ATTEMPTS						
750.282B	Public Utility - Fraudulent Use, Over \$500	4	6	1	1		4	
		ATTEMPTS	3			2	1	
750.285	Obtain Personal Identity Info w/o Permission	5	26	10	7	2	7	
		ATTEMPTS	4		2		2	
750.292	Innkeeper - Defrauding	4	2		2			
		ATTEMPTS						
750.300A1C	Food Stamps - Fraud Over \$1K	10	15			1	14	
		ATTEMPTS						
750.301	Gambling - Take Bets	1	1			1		
		ATTEMPTS						
750.303-B	Gambling House - Permit for Gain	2	2				2	
		ATTEMPTS						
750.316	Homicide	LIFE	3	3				
		ATTEMPTS						
750.316-A	Homicide - Murder 1st Degree, Premeditated	LIFE	85	85				
		ATTEMPTS						

NOTE: Be sure to check for related offense codes when examining a particular type of crime. They may or may not be in sequential order or even on the same page. Offenders may have multiple dispositions.

A2

2007 Criminal Court Dispositions by Offense and Type of Disposition – All Offenses

Page 20 of 33

			DISPOSITIONS					
Compiled Laws	Offense	Max. Penalty	Total	Prison ¹	Jail	Jail/ Probation ²	Probation ²	Other ³
	GRAND TOTAL		86,575	21,331	17,932	23,870	22,632	810
	%			25%	21%	27%	26%	1%
	VIOLATIONS		77,278	20,537	15,841	21,327	18,869	704
	ATTEMPTS		9,297	794	2,091	2,543	3,763	106
750.316-B	Homicide - Felony Murder	LIFE	54	54				
	ATTEMPTS							
750.316-C	Homicide - Open Murder, Statutory Short Form	LIFE	17	17				
	ATTEMPTS		3		3			
750.317	Homicide - Murder 2nd Degree	LIFE	197	197				
	ATTEMPTS							
750.317A	Deliver Controlled Substance Cause Death	LIFE	7	7				
	ATTEMPTS							
750.321	Homicide - Manslaughter	15	4	3		1		
	ATTEMPTS							
750.321-A	Homicide - Manslaughter, Statutory Short Form	15	40	39		1		
	ATTEMPTS		4	1		1	2	
750.321-C	Homicide - Manslaughter, Involuntary	15	37	30		4	3	
	ATTEMPTS		3			3		
750.321-E	Homicide - Manslaughter w/ Motor Vehicle	15	15	12		2	1	
	ATTEMPTS		2	1		1		
750.324	Homicide - Negligent Homicide	2	93	18	13	25	37	
	ATTEMPTS		5			1	4	
750.329	Homicide - Manslaughter, Death w/ Weapon, Aim w/o Malice	15	5	4				1
	ATTEMPTS							
750.329A	Suicide - Assisting	5	1	1				
	ATTEMPTS							
750.33	Advertising - False	MISD	1				1	
	ATTEMPTS							
750.335	Lewd and Lascivious Conduct	1	1	1				
	ATTEMPTS							
750.335A	Indecent Exposure (Sexually Delinquent Person)	1	52	14	17	12	8	1
	ATTEMPTS		1		1			
750.335A2B	Aggravated Indecent Exposure	2	61	11	4	27	19	
	ATTEMPTS							
750.335A2C	Indecent Exposure by Sexually Delinquent Person	LIFE	16	8		6	2	
	ATTEMPTS							
750.338	Gross Indecency Between Males, Commit/Procure	5	12	1		4	4	3
	ATTEMPTS		1		1			
750.338B	Gross Indecency Between Male & Female, Commit/Procure	5	16	7	2	7		
	ATTEMPTS		5		2	1	2	
750.349	Kidnapping	LIFE	40	39	1			
	ATTEMPTS		7	5	1	1		
750.349A	Prisoner Taking Hostage	LIFE	1	1				
	ATTEMPTS							
750.349B	Unlawful Imprisonment	15	42	36	2		4	
	ATTEMPTS		12	6		5	1	
750.350	Kidnapping - Child Enticement	LIFE	1	1				
	ATTEMPTS		3	2	1			
750.350A1	Kidnapping - Custodial Interference	1	19			4	15	
	ATTEMPTS		2			1	1	
750.352	Molest/Disturb Workers	MISD	1		1			
	ATTEMPTS							

NOTE: Be sure to check for related offense codes when examining a particular type of crime. They may or may not be in sequential order or even on the same page. Offenders may have multiple dispositions.

A2

2007 Criminal Court Dispositions by Offense and Type of Disposition — All Offenses

Page 21 of 33

			DISPOSITIONS					
Compiled Laws	Offense	Max. Penalty	Total	Prison ¹	Jail	Jail/ Probation ²	Probation ²	Other ³
GRAND TOTAL			86,575	21,331	17,932	23,870	22,632	810
%				25%	21%	27%	26%	1%
VIOLATIONS			77,278	20,537	15,841	21,327	18,869	704
ATTEMPTS			9,297	794	2,091	2,543	3,763	106
750.356	Larceny	10	5		2	2	1	
ATTEMPTS								
750.356-B	Larceny - \$100 or Less	4	1		1			
ATTEMPTS								
750.3562A	Larceny - \$20K or More	10	43	15	6	12	10	
ATTEMPTS			5				5	
750.3562B	Larceny - \$1K - <\$20K - 3rd+ Offense	10	1				1	
ATTEMPTS								
750.3563A	Larceny - \$1K - <\$20K	5	370	73	61	134	102	
ATTEMPTS			82	5	18	27	32	
750.3563B	Larceny - \$200 - <\$1K - 2nd+ Offense	5	6	4	1	1		
ATTEMPTS								
750.3564A	Larceny - \$200 - < \$1K	1	142	1	50	32	48	11
ATTEMPTS			4		2		2	
750.3564B	Larceny - Less Than \$1K - 2nd+ Offense	MISD	1		1			
ATTEMPTS								
750.3565	Larceny - Less Than \$200	MISD	81	1	33	19	22	6
ATTEMPTS			5		1	1	3	
750.356A	Larceny - From Motor Vehicle	10	23	3	4	6	9	1
ATTEMPTS			8		4	2	2	
750.356A-B	Breaking & Entering - Vehicle Steal Prop. Over \$5	5	1		1			
ATTEMPTS								
750.356A1	Larceny - From Motor Vehicle	5	717	85	159	255	218	
ATTEMPTS			97	5	41	26	25	
750.356A2A	Breaking & Entering - Vehicle/Semi-Trailer/House Trailer, <\$200	MISD	61		27	8	22	4
ATTEMPTS			7		2	1	4	
750.356A2B1	Breaking & Entering - Vehicle/Semi-Trailer/House Trailer, \$200 - <\$1K	1	30	1	10	9	10	
ATTEMPTS								
750.356A2C1	Breaking & Entering - Vehicle/Semi-Trailer/House Trailer, \$1K - <\$20K	5	48	15	8	13	12	
ATTEMPTS			5	1		2	2	
750.356A2C2	Breaking & Entering - Vehicle/Semi or House Trailer, \$200-<\$1K - 2nd+Ofns	5	3	1	2			
ATTEMPTS								
750.356A2D1	Breaking & Entering - Vehicle/Semi-Trailer/House Trailer, \$20K or More	10	1				1	
ATTEMPTS			2	1	1			
750.356A3	Breaking & Entering - Vehicle Semi-Trailer/House Trailer, w/ Damage	5	381	86	73	125	97	
ATTEMPTS			42	3	10	12	16	1
750.356B	Breaking & Entering - Coin Telephone	4	4	1		2	1	
ATTEMPTS			3		1		2	
750.356C	Retail Fraud - 1st Degree	5	983	351	253	225	149	5
ATTEMPTS			57	3	12	17	23	2
750.356D	Retail Fraud - 2nd Degree	1	117	1	69	28	15	4
ATTEMPTS			2				2	
750.356D4	Retail Fraud - 3rd Degree	MISD	99	1	56	19	21	2
ATTEMPTS								
750.357	Larceny from Person	10	425	133	66	114	108	4
ATTEMPTS			79	21	9	24	25	
750.357A	Larceny of Livestock	4	1			1		
ATTEMPTS			1			1		

NOTE: Be sure to check for related offense codes when examining a particular type of crime. They may or may not be in sequential order or even on the same page. Offenders may have multiple dispositions.

A2

2007 Criminal Court Dispositions by Offense and Type of Disposition – All Offenses

Page 22 of 33

			DISPOSITIONS					
Compiled Laws	Offense	Max. Penalty	Total	Prison ¹	Jail	Jail/ Probation ²	Probation ²	Other ³
	GRAND TOTAL		86,575	21,331	17,932	23,870	22,632	810
	%			25%	21%	27%	26%	1%
	VIOLATIONS		77,278	20,537	15,841	21,327	18,869	704
	ATTEMPTS		9,297	794	2,091	2,543	3,763	106
750.357B	Weapons - Firearms - Larceny	5	100	31	16	32	19	2
	ATTEMPTS		9	3		3	3	
750.359	Larceny - From Vacant Building	MISD	2		2			
	ATTEMPTS							
750.360	Larceny in Building	4	1,851	286	452	697	409	7
	ATTEMPTS		472	20	149	173	124	6
750.360A2A	Theft Detection Device - Deactivate/ Remove	MISD	7		2	2	3	
	ATTEMPTS							
750.360A2B	Theft Detection Device - Deactivate/ Remove - 2nd Offense	4	1			1		
	ATTEMPTS							
750.361	Trains - Steal/Maliciously Remove Parts	2	2			2		
	ATTEMPTS		1		1			
750.362	Larceny By Conversion	10	5			4	1	
	ATTEMPTS		2		1		1	
750.362-A	Larceny By Conversion Over \$100 (obsolete)	5	2		2			
	ATTEMPTS							
750.3622A	Larceny by Conversion, \$20K or More	10	20		5	5	10	
	ATTEMPTS		1			1		
750.3623A	Larceny By Conversion, \$1K - <\$20K	5	100	25	13	30	32	
	ATTEMPTS		14	1	5	2	6	
750.3624A	Larceny - By False Personation, \$200 - <\$1K	MISD	19	1	4	2	12	
	ATTEMPTS		1			1		
750.3625	Larceny - By Conversion, Less than \$200	MISD	8		5	2	1	
	ATTEMPTS							
750.362A	Fail to Return Rented Property Over \$100 (obsolete)	10	1		1			
	ATTEMPTS							
750.362A2A	Fail to Return Rented Property, \$20K or More	10	5	1		1	3	
	ATTEMPTS		7	2	1		3	1
750.362A3A	Fail to Return Rented Property, \$1K - <\$20K	5	28	2	5	8	11	2
	ATTEMPTS		7			2	5	
750.362A4A	Failure to Return Rented Property - 1 Year Misd.	MISD	4		1	1	2	
	ATTEMPTS							
750.362AA	Fail to Return Rented Property, Over \$100 (Obsolete)	2	1		1			
	ATTEMPTS							
750.3632A	Larceny by False Personation, \$20K or More	10	1			1		
	ATTEMPTS							
750.3633A	Larceny by False Personation, \$1K - <\$20K	5	2	1		1		
	ATTEMPTS		3			1	2	
750.3634A	Larceny- By False Personation, \$200 - <\$1K	MISD	2				2	
	ATTEMPTS							
750.3635	Larceny- By False Personation, <\$200	MISD	5			5		
	ATTEMPTS							
750.373	Lottery - Sell/Possess Tickets	2	1		1			
	ATTEMPTS							
750.377A	Malicious Destruction Pers. Prop.	10	3	1	1		1	
	ATTEMPTS							
750.377A1A1	Malicious Destruction Pers. Prop., \$20K Or More	10	9	1		8		
	ATTEMPTS							

NOTE: Be sure to check for related offense codes when examining a particular type of crime. They may or may not be in sequential order or even on the same page. Offenders may have multiple dispositions.

A2

2007 Criminal Court Dispositions by Offense and Type of Disposition — All Offenses

Page 23 of 33

Compiled Laws	Offense	Max. Penalty
GRAND TOTAL		
%		
VIOLATIONS		
ATTEMPTS		
750.377A1B1	Malicious Destruction Pers. Prop., \$1K - <\$20K	5 ATTEMPTS
750.377A1B2	Malicious Destruction Pers. Prop., \$200 - <\$1K - 2nd+ Offense	5 ATTEMPTS
750.377A1C1	Malicious Destruction Pers. Prop., \$200 - <\$1K	1 ATTEMPTS
750.377A1C2	Malicious Destruction Pers. Prop., Under \$200 - 2nd Offense	MISD ATTEMPTS
750.377A1D	Malicious Destruction Pers. Prop., Under \$200	MISD ATTEMPTS
750.377AA	Malicious Destruction Pers. Prop.	4 ATTEMPTS
750.377B	Malicious Destruction Fire/ Police Property	4 ATTEMPTS
750.377C	School Bus - Intentional Damage	5 ATTEMPTS
750.379	Malicious Destruction of Prop., Bridges/Railroads/Locks	4 ATTEMPTS
750.3802A	Malicious Destruction of Bldg., \$20K or More	10 ATTEMPTS
750.3802B	Malicious Destruction of Bldg., \$1K - <\$20K - 3rd Offense	10 ATTEMPTS
750.3803A	Malicious Destruction of Bldg., \$1K - <\$20K	5 ATTEMPTS
750.3803B	Malicious Destruction of Bldg., \$200 - <\$1K - 2nd+ Offense	5 ATTEMPTS
750.3804A	Malicious Destruction of Bldg., \$200 - <\$1K	1 ATTEMPTS
750.3805	Malicious Destruction of Bldg., <\$200	MISD ATTEMPTS
750.380A	Malicious Destruction of Bldg., Over \$100 (Obsolete)	4 ATTEMPTS
750.381	Malicious Destruction of Bldg., Gates/Fences	MISD ATTEMPTS
750.382	Mal. Destr. Trees/Shrubs/Crops/ Grass/Turf/Soil	10 ATTEMPTS
750.3821A	Malicious Destruction of Property - Trees, Shrubs, Crops, Grass, Soil	MISD ATTEMPTS
750.3821B1	Mal. Destr. Trees/Shrubs/etc. \$200 - < \$1K	1 ATTEMPTS
750.3821C1	Mal. Destr. Trees/Shrubs/etc. \$1K - <\$20K	5 ATTEMPTS
750.383A	Malicious Destruction of Prop., Utility Prop.	4 ATTEMPTS
750.3875A	Malicious Destruction of Tombs/ Memorials, \$1K - <\$20K	5 ATTEMPTS
750.390	Malicious Annoyance by Writting	MISD ATTEMPTS

DISPOSITIONS					
Total	Prison ¹	Jail	Jail/ Probation ²	Probation ²	Other ³
86,575	21,331 25%	17,932 21%	23,870 27%	22,632 26%	810 1%
77,278	20,537	15,841	21,327	18,869	704
9,297	794	2,091	2,543	3,763	106
295	38	38	114	105	
33	2	9	13	9	
2		1		1	
1		1			
153	1	43	44	56	9
1		1			
1			1		
73		34	19	20	
1		1			
1	1				
213	56	52	56	49	
60	2	24	13	20	1
9			5	4	
3			3		
4		3		1	
7	3	1	2	1	
2	1			1	
1				1	
108	24	11	48	25	
19	1	4	7	7	
1	1				
1				1	
54		23	18	13	
1		1			
43		25	9	9	
3		2		1	
2		2			
1		1			
3		2		1	
4		1	1	2	
6			1	5	
1				1	
31	3	3	15	10	
5		2	3		
5	1		3	1	
1		1			

NOTE: Be sure to check for related offense codes when examining a particular type of crime. They may or may not be in sequential order or even on the same page. Offenders may have multiple dispositions.

A2

2007 Criminal Court Dispositions by Offense and Type of Disposition – All Offenses

Page 24 of 33

			DISPOSITIONS					
Compiled Laws	Offense	Max. Penalty	Total	Prison ¹	Jail	Jail/ Probation ²	Probation ²	Other ³
GRAND TOTAL			86,575	21,331	17,932	23,870	22,632	810
%				25%	21%	27%	26%	1%
VIOLATIONS			77,278	20,537	15,841	21,327	18,869	704
ATTEMPTS			9,297	794	2,091	2,543	3,763	106
750.411A	False Report of Crime	10						
		ATTEMPTS	1				1	
750.411A1A	False Report of Misdemeanor	MISD	15		6	1	6	2
		ATTEMPTS	1				1	
750.411A1B	False Report of Felony	4	203	17	31	60	89	6
		ATTEMPTS	56	1	11	12	30	2
750.411A3A	False Report/Threat of Bomb/ Harmful Device	4	36	5	4	17	10	
		ATTEMPTS	5		2	2	1	
750.411D	Ambulance - False Requests for Service	MISD	1			1		
		ATTEMPTS						
750.411H	Stalking	1	44	1	13	13	17	
		ATTEMPTS						
750.411H2B	Stalking a Minor	5	2	1			1	
		ATTEMPTS						
750.411I	Stalking - Aggravated	5	196	59	27	55	53	2
		ATTEMPTS	18	1	2	14	1	
750.411I2B	Stalking a Minor - Aggravated	10	1			1		
		ATTEMPTS						
750.411N	Money Laundering - 2nd Degree	10	2	2				
		ATTEMPTS						
750.411S2A	Unlawful Posting Message	2	3				3	
		ATTEMPTS	2				2	
750.413	Motor Vehicle - Unlawful Drive Away	5	908	294	175	256	180	3
		ATTEMPTS	195	32	54	52	57	
750.414	Motor Vehicle - Unlawful Use	2	544	48	205	152	132	7
		ATTEMPTS	31		15	5	9	2
750.4151	Motor Vehicles - Conceal/Misrep. Identity w/out Intent to Mislead	4	1		1			
		ATTEMPTS	1					1
750.4152	Motor Vehicle - Conceal/Misrep. Identity to Mislead	4	22	3	3	10	6	
		ATTEMPTS	3		1			2
750.4155	Motor Vehicle - Possess/Deliver - ID Plates or Labels	4	2			2		
		ATTEMPTS						
750.4156	Motor Vehicle - Buy/Receive Part w/ ID Removed/Altered	10	1				1	
		ATTEMPTS						
750.416	Motor Vehicle - Tampering	MISD	2			1		1
		ATTEMPTS						
750.422	Perjury - Court Proceeding	LIFE	2	2				
		ATTEMPTS						
750.422-B	Perjury - Court Proceeding	15	11	2	3	4	2	
		ATTEMPTS	5	1		3	1	
750.423	Perjury - Other Than Court Proceeding	15	1	1				
		ATTEMPTS						
750.424-A	Perjury - Subornation, Other Than Court Proceeding	15	1	1				
		ATTEMPTS						
750.424-B	Perjury - Subornation, Court Proceeding	15	1	1				
		ATTEMPTS						
750.425-B	Perjury - Incite/Procure, Court Proceeding	5	1			1		
		ATTEMPTS	2		2			

NOTE: Be sure to check for related offense codes when examining a particular type of crime. They may or may not be in sequential order or even on the same page. Offenders may have multiple dispositions.

A2

2007 Criminal Court Dispositions by Offense and Type of Disposition – All Offenses

Page 25 of 33

			DISPOSITIONS					
Compiled Laws	Offense	Max. Penalty	Total	Prison ¹	Jail	Jail/ Probation ²	Probation ²	Other ³
GRAND TOTAL			86,575	21,331	17,932	23,870	22,632	810
%				25%	21%	27%	26%	1%
VIOLATIONS			77,278	20,537	15,841	21,327	18,869	704
ATTEMPTS			9,297	794	2,091	2,543	3,763	106
750.4362A	Poisoning - Food/Drink/Medicine/ Water	15 ATTEMPTS	3	1		2		
750.439	Polygamy	4 ATTEMPTS	1			1		
750.448	Prostitution - Accost and Solicit	MISD ATTEMPTS	4	1	1	1	1	
750.449	Prostitution - Admitting to Place of	MISD ATTEMPTS	23	1	7	11	4	
750.449A	Prostitution - Engaging Services of	MISD ATTEMPTS	1				1	
750.451-D	Prostitution - 3rd+ Offense	2 ATTEMPTS	1			1		
750.452	Prostitution - Keeping House of	5 ATTEMPTS	78	12	35	16	15	
750.455	Prostitution - Pandering	20 ATTEMPTS	6		1	2	3	
750.457	Prostitution - Accept Earnings	20 ATTEMPTS	4	1	1		2	
750.459	Prostitution - Transport Female (perhaps compel)	20 ATTEMPTS	1		1		1	
750.478A2	Public Officer - Attempt to Obstruct Official Duties	2 ATTEMPTS	2					
750.479	Public Officer - Assault/Obstruct	20 ATTEMPTS	1			1		
750.479-A	Police Officer/Public Officer - Resist/Obstruct	2 ATTEMPTS	16		7	6	3	
750.479-B	Police Officer/Public Officer - Resist/Obstruct	2 ATTEMPTS	2		1		1	
750.4792	Public Officer - Assault/Obstruct	2 ATTEMPTS	1	1				
750.4793	Public Officer - Assault/Obstruct Cause Injury	4 ATTEMPTS	18	6	11			1
750.479A2	Police Officer - Flee (Penal Code) 4th Degree	2 ATTEMPTS	4		4			
750.479A3	Police Officer - Flee (Penal Code) 3rd Degree	5 ATTEMPTS	14	6	4	1	3	
750.479A4-A	Police Officer - Flee (Penal Code) 2nd Degree	10 ATTEMPTS	6		5	1		
750.479B	Peace Officer - Disarm	10 ATTEMPTS	3	2		1		
750.479B1	Peace Officer - Disarm Non-Firearm	4 ATTEMPTS	178	25	50	55	44	4
750.479B2	Peace Officer - Disarm Firearm	10 ATTEMPTS	12	1	3	4	3	1
750.483A2A	Interfering w/ Crime Report	MISD ATTEMPTS	401	141	79	106	74	1
750.483A2B	Interfere w/ Crime Report Threat to Kill/Injure	10 ATTEMPTS	31	4	8	8	11	
			12	6	2	4		
			1	1				
			2		1	1		
			2	1	1			
			3	2		1		
			5	3		2		
			27	8	5	6	8	
			8		6		2	
			4		1	1	2	
			3	1	1	1		

NOTE: Be sure to check for related offense codes when examining a particular type of crime. They may or may not be in sequential order or even on the same page. Offenders may have multiple dispositions.

A2

2007 Criminal Court Dispositions by Offense and Type of Disposition — All Offenses

Page 26 of 33

			DISPOSITIONS					
Compiled Laws	Offense	Max. Penalty	Total	Prison ¹	Jail	Jail/ Probation ²	Probation ²	Other ³
GRAND TOTAL			86,575	21,331	17,932	23,870	22,632	810
%				25%	21%	27%	26%	1%
VIOLATIONS			77,278	20,537	15,841	21,327	18,869	704
ATTEMPTS			9,297	794	2,091	2,543	3,763	106
750.483A4A	Interfering w/ Police Investigation	MISD	3			1	2	
		ATTEMPTS						
750.483A4B	Interfere w/ Police Investigation	10	1	1				
	Threat to Kill/Injure	ATTEMPTS						
750.483A6A	Tamper w/ Evidence	4	7	1		5	1	
		ATTEMPTS	6			3	3	
750.483A6B	Tamper w/ Evidence - Criminal Case	10	7	5		2		
	Max >10 yr Term	ATTEMPTS	1	1				
750.49-A	Animals - Fighting	4	5		3	1	1	
		ATTEMPTS						
750.49-B	Animals - Attend Fight	4	10	1	1	2	6	
		ATTEMPTS	1				1	
750.49-C	Animals - Fighting, Possess	4	3		1		2	
	Equipment	ATTEMPTS	1		1			
750.490	Public Money - Safe Keeping	2	2			1	1	
		ATTEMPTS						
750.50	Animals - Abandoning/Cruelty	2	9	1	2	2	4	
		ATTEMPTS	1		1			
750.502D	Anhydrous Ammonia Container,	4	13	3	2	3	4	1
	Unauthorized Tampering	ATTEMPTS	3			3		
750.505-A	Obstruction of Justice	5	36	11	6	11	8	
		ATTEMPTS	6	2	1	1	2	
750.505-B	Accessory After the Fact to	5	82	23	13	30	16	
	Felony	ATTEMPTS	11	1	4	1	5	
750.505-C	Common Law Offenses	5	1	1				
		ATTEMPTS						
750.508	Police Radio Receivers/Scanners,	MISD	2		2			
	Possess	ATTEMPTS						
750.5081	Police Radio Receivers/Scanners,	MISD	1		1			
	Possess By Felon	ATTEMPTS						
750.5082A	Police Radio Receivers/Scanners,	MISD	2		2			
	Possess By Felon	ATTEMPTS						
750.5082B	Police Radio Receivers/Scanners,	2	5	2	1	2		
	Use in Commission of Felony	ATTEMPTS	2			2		
750.509	Police Radio Station - False Report	MISD	5	1		4		
		ATTEMPTS						
750.50B	Animals - Kill/Torture	4	22	11	2	9		
		ATTEMPTS	8	1	3	3	1	
750.50C7	Police Animal - Injure/Harass	2	3	1			2	
	While Committing Crime	ATTEMPTS						
750.520	Rape	LIFE	1		1			
		ATTEMPTS						
750.520B	CSC - 1st Degree - Multiple	LIFE	114	112				2
	Variables	ATTEMPTS	4	2	1	1		
750.520B1A	CSC - 1st Degree - Person	LIFE	279	275				4
	Under 13	ATTEMPTS	7	5		2		
750.520B1B	CSC - 1st Degree - Relationship	LIFE	96	96				
		ATTEMPTS						

NOTE: Be sure to check for related offense codes when examining a particular type of crime. They may or may not be in sequential order or even on the same page. Offenders may have multiple dispositions.

A2

2007 Criminal Court Dispositions by Offense and Type of Disposition – All Offenses

Page 27 of 33

			DISPOSITIONS					
Compiled Laws	Offense	Max. Penalty	Total	Prison ¹	Jail	Jail/ Probation ²	Probation ²	Other ³
GRAND TOTAL			86,575	21,331	17,932	23,870	22,632	810
%				25%	21%	27%	26%	1%
VIOLATIONS			77,278	20,537	15,841	21,327	18,869	704
ATTEMPTS			9,297	794	2,091	2,543	3,763	106
750.520B1C	CSC - 1st Degree - During Felony	LIFE	17	17				
		ATTEMPTS	1	1				
750.520B1D	CSC - 1st Degree - Accomplices	LIFE	3	3				
		ATTEMPTS						
750.520B1E	CSC - 1st Degree - Weapon Used	LIFE	24	24				
		ATTEMPTS	1	1				
750.520B1F	CSC - 1st Degree - Personal Injury	LIFE	22	22				
		ATTEMPTS	2	2				
750.520B1G	CSC - 1st Degree - Injury to Incapacitated Victim	LIFE	1	1				
		ATTEMPTS						
750.520B1H	CSC - 1st Degree - Mentally Disabled Relationship	LIFE	4	4				
		ATTEMPTS						
750.520B2B	CSC - 1st Degree - Person <13, Defendant 17+ yrs.	LIFE	11	11				
		ATTEMPTS	2	2				
750.520C	CSC - 2nd Degree - Multiple Variables	15	108	67	3	35	3	
		ATTEMPTS	6	3		2	1	
750.520C1A	CSC - 2nd Degree - Person Under 13	15	418	322	11	63	19	3
		ATTEMPTS	42	20	2	19	1	
750.520C1B	CSC - 2nd Degree - Relationship	15	89	71	2	14	2	
		ATTEMPTS	15	6		6	3	
750.520C1C	CSC - 2nd Degree - During Felony	15	12	11		1		
		ATTEMPTS						
750.520C1D	CSC - 2nd Degree - Accomplices	15	13	2		10	1	
		ATTEMPTS	1	1				
750.520C1E	CSC - 2nd Degree - Weapon Used	15	8	7		1		
		ATTEMPTS						
750.520C1F	CSC - 2nd Degree - Personal Injury	15	31	17	2	10	2	
		ATTEMPTS	4	3		1		
750.520C1G	CSC - 2nd Degree - Injury to Incapacitated Victim	15	7	2		5		
		ATTEMPTS						
750.520C1H	CSC - 2nd Degree - Mentally Disabled Relationship	15	6	5			1	
		ATTEMPTS	1				1	
750.520C1K	CSC - 2nd Degree - County Prisoner	15	3	3				
		ATTEMPTS						
750.520C1L	CSC - 2nd Degree - Detained Juvenile	15	1	1				
		ATTEMPTS						
750.520C2B	CSC - 2nd Degree - Person <13, Defendant 17+ yrs.	15	16	15			1	
		ATTEMPTS	1	1				
750.520D	CSC - 3rd Degree - Multiple Variables	15	106	89	1	7	7	2
		ATTEMPTS	21	13	2	6		
750.520D1A	CSC - 3rd Degree - Person 13-15	15	360	237	6	41	71	5
		ATTEMPTS	94	30	13	41	10	
750.520D1B	CSC - 3rd Degree - Force/Coercion	15	86	84				2
		ATTEMPTS	13	6	1	4	2	
750.520D1C	CSC - 3rd Degree - Incapacitated Victim	15	15	12			3	
		ATTEMPTS	8		2	5	1	
750.520D1D	CSC - 3rd Degree - Incest	15	27	25	1	1		
		ATTEMPTS	3	1		2		

NOTE: Be sure to check for related offense codes when examining a particular type of crime. They may or may not be in sequential order or even on the same page. Offenders may have multiple dispositions.

A2

2007 Criminal Court Dispositions by Offense and Type of Disposition – All Offenses

Page 28 of 33

			DISPOSITIONS					
Compiled Laws	Offense	Max. Penalty	Total	Prison ¹	Jail	Jail/ Probation ²	Probation ²	Other ³
	GRAND TOTAL		86,575	21,331 25%	17,932 21%	23,870 27%	22,632 26%	810 1%
	VIOLATIONS		77,278	20,537	15,841	21,327	18,869	704
	ATTEMPTS		9,297	794	2,091	2,543	3,763	106
750.520D1E	CSC - 3rd Degree - Student	15 ATTEMPTS	2	2				
750.520E	CSC - 4th Degree - Multiple Variables	2 ATTEMPTS	107 6	17	9 3	54 2	26 1	1
750.520E1A	CSC - 4th Degree - Force/ Coercion	2 ATTEMPTS	188 11	47 1	42 3	68 3	31 4	
750.520E1A-A	CSC - 4th Degree - Victim 13-16	2 ATTEMPTS	199 9	48 2	47 3	75 1	28 3	1
750.520E1B	CSC - 4th Degree - Incapacitated Victim	2 ATTEMPTS	15 1		3	11	1 1	
750.520E1E-A	CSC - 4th Degree - Mental Health Professional	2 ATTEMPTS	3	1		2		
750.520E1F-A	CSC - 4th Degree - Student	2 ATTEMPTS	2				2	
750.520E1G	CSC - 4th Degree - Incest	2 ATTEMPTS	22	6	3	12	1	
750.520F	CSC - 2nd+ Offense	LIFE ATTEMPTS	2	2				
750.520G	CSC - Assault w/Intent to Commit Sexual Penetration	10 ATTEMPTS	3	3				
750.520G1	CSC - Assault w/Intent to Commit Sexual Penetration	10 ATTEMPTS	203 4	107	11	73 3	11 1	1
750.520G2	CSC - 2nd Degree Assault	5 ATTEMPTS	83	40	7	31	5	
750.522A	Littering - Private Property	MISD ATTEMPTS	1		1			
750.529	Robbery - Armed	LIFE ATTEMPTS	1,019 27	1,002 15		8 7	5 2	4
750.529A	Carjacking	LIFE ATTEMPTS	174 11	171 4	1 1	1 5	1	1
750.530	Robbery - Unarmed	15 ATTEMPTS	765 41	426 12	53 6	141 14	140 9	5
750.531	Bank Robbery/Safe Breaking	LIFE ATTEMPTS	1	1				
750.531-A	Bank Robbery	LIFE ATTEMPTS	76 6	68 5	2	6 1		
750.531-B	Safe Breaking	LIFE ATTEMPTS	71 12	45 7	1	16 4	7	2 1
750.532	Seduction	5 ATTEMPTS	10 2		4	5 1	1 1	
750.535	Stolen Prop. - Receive & Conceal (Obsolete)	10 ATTEMPTS	5 2	1	1 1		3 1	
750.535-A	Stolen Prop. - Receive & Conceal, >\$100 (Obsolete)	5 ATTEMPTS	3		3			
750.5352A	Stolen Prop. - Receive & Conceal, \$20K or More	10 ATTEMPTS	73 11	18 3	11 3	16 1	27 4	1
750.5352B	Stolen Prop. - Receive & Conceal, \$1K - <\$20K - 3rd+ Offense	10 ATTEMPTS	4	2	1	1		

NOTE: Be sure to check for related offense codes when examining a particular type of crime. They may or may not be in sequential order or even on the same page. Offenders may have multiple dispositions.

A2

2007 Criminal Court Dispositions by Offense and Type of Disposition – All Offenses

Page 29 of 33

			DISPOSITIONS					
Compiled Laws	Offense	Max. Penalty	Total	Prison ¹	Jail	Jail/ Probation ²	Probation ²	Other ³
GRAND TOTAL			86,575	21,331	17,932	23,870	22,632	810
%				25%	21%	27%	26%	1%
VIOLATIONS			77,278	20,537	15,841	21,327	18,869	704
ATTEMPTS			9,297	794	2,091	2,543	3,763	106
750.5353A	Stolen Prop. - Receive & Conceal, \$1K - <\$20K	5 ATTEMPTS	512 114	128 7	128 38	151 38	101 29	4 2
750.5353B	Stolen Prop. - Receive & Conceal, \$200 - <\$1K - 2nd+ Offense	5 ATTEMPTS	8 1	5	2 1		1	
750.5354A	Stolen Prop. - Receive & Conceal, \$200 - <\$1K	1 ATTEMPTS	93 1		34	27	30 1	2
750.5355	Stolen Prop. - Receive & Conceal, Under \$200	MISD ATTEMPTS	43	3	18	4	16	2
750.5357	Stolen Prop. - Receive & Conceal, Motor Vehicle	5 ATTEMPTS	1,230 169	285 5	230 71	309 23	404 70	2
750.535A	Motor Vehicles - Operate Chop Shop	10 ATTEMPTS	2 1		1 1		1	
750.535A2	Motor Vehicles - Operate Chop Shop	10 ATTEMPTS	37 3	7 1	7	5 2	18	
750.535A3	Motor Vehicles - Operate Chop Shop - 2nd Offense	10 ATTEMPTS	1			1		
750.535B	Weapons - Firearms, Receive & Conceal	10 ATTEMPTS	107 19	43 1	10 3	34 10	19 5	1
750.539C	Eavesdropping	2 ATTEMPTS	3		2	1		
750.539D	Eavesdropping - Install/Use	2 ATTEMPTS	15 1	1	5	9		
750.539D3A2	Eavesdropping - Install/Use Device, 2nd Offense	5 ATTEMPTS	1			1		
750.539J2A1	Surveil Unclothed Person	2 ATTEMPTS	21 1	4		13	4 1	
750.539J2B	Capture/Distribute Image of Unclothed Person	5 ATTEMPTS	14 1	7		5 1	2	
750.540	Telephone - Tap/Cut Lines	2 ATTEMPTS	48 5	14	21	10 3	3 2	
750.5405A	Interfere w/Electronic Communications	2 ATTEMPTS	126 11	10	25 4	61 5	30 2	
750.5405B	Interfere w/Electronic Communications, Injury/Death	4 ATTEMPTS	10	6	2	2		
750.540C4	Telecommunications - Access Device Violations	4 ATTEMPTS	2 1		1	1 1		
750.540E	Telecommunications - Malicious Use	MISD ATTEMPTS	35		12	14	9	
750.543M	Terrorism - False Report or Threat	20 ATTEMPTS	1 3	1		1	2	
750.543P	Terrorism - Use of Internet/ Telecomm. to Commit	20 ATTEMPTS	1			1		
750.552	Trespass	MISD ATTEMPTS	23		11	1	11	
750.552B	Trespass - State Correctional Facility	4 ATTEMPTS	1				1	
750.552c	Trespass Upon Key Facility	4 ATTEMPTS	1				1	

NOTE: Be sure to check for related offense codes when examining a particular type of crime. They may or may not be in sequential order or even on the same page. Offenders may have multiple dispositions.

A2

2007 Criminal Court Dispositions by Offense and Type of Disposition – All Offenses

Page 30 of 33

			DISPOSITIONS					
Compiled Laws	Offense	Max. Penalty	Total	Prison ¹	Jail	Jail/ Probation ²	Probation ²	Other ³
	GRAND TOTAL		86,575	21,331	17,932	23,870	22,632	810
	%			25%	21%	27%	26%	1%
	VIOLATIONS		77,278	20,537	15,841	21,327	18,869	704
	ATTEMPTS		9,297	794	2,091	2,543	3,763	106
750.57	Animals - Burial	MISD	1					1
	ATTEMPTS							
750.72	Arson - Dwelling House/ Curtilage	20	3	2		1		
	ATTEMPTS		2			1	1	
750.72-A	Arson - Dwelling House	20	62	40	2	10	7	3
	ATTEMPTS		15	3	1	5	6	
750.72-B	Arson - Dwelling House/ Curtilage	20	3	2		1		
	ATTEMPTS		1				1	
750.73	Arson - Real Property	10	70	27	8	25	10	
	ATTEMPTS		4	1	1	1	1	
750.74	Arson - Personal Property, Over \$50	4	1	1				
	ATTEMPTS							
750.741A	Arson - Personal Property, <\$200	5	1				1	
	ATTEMPTS							
750.741B1	Arson - Personal Property, \$200 - <\$1K	1	6	1	1	3	1	
	ATTEMPTS							
750.741C1	Arson - Personal Property, \$1K - <\$20K	5	41	12	3	17	8	1
	ATTEMPTS		3		2		1	
750.741D1	Arson - Personal Property, \$20K or More	10	10	4	1	4	1	
	ATTEMPTS		2				2	
750.75	Arson - Insured Property	10	12	4		4	4	
	ATTEMPTS							
750.77	Arson - Preparation to Burn Property	10	1		1			
	ATTEMPTS							
750.77-B	Arson - Preparation to Burn Real/ Pers. Prop., Over \$50	4	2	1		1		
	ATTEMPTS							
750.771C1	Arson - Preparation to Burn Property, \$1K - <\$20K	5	13	3	1	5	4	
	ATTEMPTS		6		5		1	
750.771D1	Arson - Preparation to Burn Property, \$20K or More	10	13	5		5	3	
	ATTEMPTS		5			2	3	
750.78	Arson - Woods/Prairies	4	3			3		
	ATTEMPTS		3			3		
750.81	Asslt or Asslt and Battery	MISD	456	3	203	82	157	11
	ATTEMPTS		2		2			
750.812	Domestic Violence	MISD	652	5	294	131	213	9
	ATTEMPTS		10		2	2	5	1
750.813	Domestic Violence - 2nd Offense	1	132	3	67	45	16	1
	ATTEMPTS		1				1	
750.814	Domestic Violence - 3rd Offense	2	543	134	159	188	61	1
	ATTEMPTS		5		2	2	1	
750.81A	Assault - Aggravated	1	287	4	77	66	137	3
	ATTEMPTS		1			1		
750.81A2	Domestic Violence, Aggravated	1	85		31	18	35	1
	ATTEMPTS							
750.81A3	Domestic Violence, Aggravated - 2nd Offense	2	41	16	10	13	2	
	ATTEMPTS							
750.81C1	Threatening DHS Employee w/ Physical Harm	MISD	1		1			
	ATTEMPTS							

NOTE: Be sure to check for related offense codes when examining a particular type of crime. They may or may not be in sequential order or even on the same page. Offenders may have multiple dispositions.

A2

2007 Criminal Court Dispositions by Offense and Type of Disposition – All Offenses

Page 31 of 33

			DISPOSITIONS					
Compiled Laws	Offense	Max. Penalty	Total	Prison ¹	Jail	Jail/ Probation ²	Probation ²	Other ³
	GRAND TOTAL		86,575	21,331	17,932	23,870	22,632	810
	%			25%	21%	27%	26%	1%
	VIOLATIONS		77,278	20,537	15,841	21,327	18,869	704
	ATTEMPTS		9,297	794	2,091	2,543	3,763	106
750.81C2	Assault/Battery of DHS Employee	2	15	4	7	1	3	
	ATTEMPTS							
750.81D1	Police Officer - Assault/Resist/Obstruct	2	2,857	583	867	824	568	15
	ATTEMPTS		384	7	147	97	121	12
750.81D2	Police Officer - Assault/Resist/Obstruct, Causing Injury	4	191	55	31	69	35	1
	ATTEMPTS		13	2	4	3	3	1
750.81D3	Police Officer - Assault/Resist/Obstruct, Serious Impairment	15	3	3				
	ATTEMPTS							
750.82	Felonious Assault	4	2,010	593	312	557	545	3
	ATTEMPTS		365	25	74	142	123	1
750.822	Weapon-Free Schools - Assault w/ Dangerous Weapon	4	6	1		3	2	
	ATTEMPTS							
750.83	Assault w/Intent to Murder	LIFE	224	220		2	2	
	ATTEMPTS		4	4				
750.84	Assault w/Intent to do Great Bodily Harm Less Than Murder	10	675	422	39	109	104	1
	ATTEMPTS		48	19	4	19	6	
750.85	Torture	LIFE	22	22				
	ATTEMPTS							
750.86	Assault w/Intent to Maim	10	5	3		2		
	ATTEMPTS		1			1		
750.87	Assault w/Intent to Commit Felony	10	8	5	1	2		
	ATTEMPTS							
750.88	Assault w/Intent to Rob While Unarmed	15	85	42	4	23	15	1
	ATTEMPTS		2			2		
750.89	Assault w/Intent to Rob While Armed	LIFE	143	133	1	4	1	4
	ATTEMPTS		3	2		1		
750.90	Sexual Intercourse - Under Pretext Medical Treatment	10	1	1				
	ATTEMPTS							
750.90A	Assault - Pregnant Individual, Miscarriage/Stillbirth w/Intent	LIFE	1	1				
	ATTEMPTS							
750.90BB	Assault - Pregnant Individual, Harm to Embryo/Fetus	10	1	1				
	ATTEMPTS							
750.91	Homicide - Attempted Murder	LIFE	3	3				
	ATTEMPTS							
750540E1A	Telecommunications - Malicious Use, Threaten Harm of Person/Property	MISD	2			2		
	ATTEMPTS							
752.1003	Health Care Fraud	4	2		2			
	ATTEMPTS							
752.10031	Health Care Fraud - False Claim	4	9			2	7	
	ATTEMPTS		2			1		1
752.10032	Health Care Fraud - Medically Unnecessary	4	2			1	1	
	ATTEMPTS							
752.10033	Health Care Fraud - False Statement	4	1				1	
	ATTEMPTS		2			2		
752.1005	Health Care Fraud - Conspiracy	10	2		1	1		
	ATTEMPTS		1			1		
752.10541	Copying Audio/Video Recordings for Gain - Misdemeanor	MISD	3				3	
	ATTEMPTS							

NOTE: Be sure to check for related offense codes when examining a particular type of crime. They may or may not be in sequential order or even on the same page. Offenders may have multiple dispositions.

A2

2007 Criminal Court Dispositions by Offense and Type of Disposition – All Offenses

Page 32 of 33

			DISPOSITIONS					
Compiled Laws	Offense	Max. Penalty	Total	Prison ¹	Jail	Jail/ Probation ²	Probation ²	Other ³
	GRAND TOTAL		86,575	21,331	17,932	23,870	22,632	810
	%			25%	21%	27%	26%	1%
	VIOLATIONS		77,278	20,537	15,841	21,327	18,869	704
	ATTEMPTS		9,297	794	2,091	2,543	3,763	106
752.10542	Copy Audio/Video for Gain - Felony	5 ATTEMPTS	77	7	4	17	49	
			32	1	2	11	18	
752.191	Felonious Driving	2 ATTEMPTS	2	2				
752.272	Chemical Agents - Prohibited Uses	MISD ATTEMPTS	1		1			
752.542A	Prisons - Riots	10 ATTEMPTS	2	2				
752.796	Computers - Use to Violate Theft Statute	10 ATTEMPTS	1				1	
752.7971B1	Computers - Fraudulent Access, \$200 - <\$1K	1 ATTEMPTS	4				4	
752.7971C1	Computers - Fraudulent Access, \$1K - <\$20K	5 ATTEMPTS	3	1		1	1	
752.7972A	Computers - Unauthorized Access	5 ATTEMPTS	4		1		3	
752.7973A	Computers - Use to Commit Crime Max 1 Yr or Less	1 ATTEMPTS	3			2	1	
752.7973B	Computers - Use to Commit Crime Max >1 Yrs - <2 Yrs	2 ATTEMPTS	2			2		
			1			1		
752.7973C	Computers - Use to Commit Crime Max 2 yrs - <4 yrs	4 ATTEMPTS	12	1		7	4	
752.7973D	Computers - Use to Commit Crime Max 4 yrs - <10 yrs	7 ATTEMPTS	79	28	2	24	24	1
752.7973E	Computers - Use to Commit Crime Max 10 yrs - <20 yrs	10 ATTEMPTS	15	7		7	1	
			1			1		
752.7973F	Computers - Use to Commit Crime Max 20 yrs or More	20 ATTEMPTS	34	34				
752.811	Breaking & Entering - Coin Operated Device	3 ATTEMPTS	1		1			
752.811A	Breaking & Entering - Coin Operated Device	3 ATTEMPTS	69	13	23	14	19	
			4		2	1	1	
752.811B	Breaking & Entering - Possess Tool to Open Coin-Operated Device	3 ATTEMPTS	2		1	1		
752.861	Weapons - Firearms, Careless Use Cause Injury/Death	2 ATTEMPTS	18		5	6	7	
752.862-B	Weapons - Firearms, Careless Use Prop. Damage Over \$50	1 ATTEMPTS	3		1	2		
752.863A	Weapons - Firearms, Reckless Use	MISD ATTEMPTS	36		9	9	17	1
767A.91A	Prosecutor's Investigative Perjury	15 ATTEMPTS	2			1	1	
767A.91B	Prosecutor's Investigative Subpoena Perjury	LIFE ATTEMPTS	5	4			1	
769.10	Habitual Offender - 2nd Offense	LIFE ATTEMPTS	6		4	1	1	
769.12	Habitual Offender - 4th Offense	LIFE ATTEMPTS	7	1		3	3	

NOTE: Be sure to check for related offense codes when examining a particular type of crime. They may or may not be in sequential order or even on the same page. Offenders may have multiple dispositions.

A2 2007 Criminal Court Dispositions by Offense and Type of Disposition – All Offenses

Page 33 of 33

			DISPOSITIONS					
Compiled Laws	Offense	Max. Penalty	Total	Prison ¹	Jail	Jail/ Probation ²	Probation ²	Other ³
		GRAND TOTAL	86,575	21,331	17,932	23,870	22,632	810
		%		25%	21%	27%	26%	1%
		VIOLATIONS	77,278	20,537	15,841	21,327	18,869	704
		ATTEMPTS	9,297	794	2,091	2,543	3,763	106
780.62	Abscond on Misdemeanor Bond	MISD ATTEMPTS	1		1			
800.2811	Prisons - Furnish Contraband to Prisoner in Prison	5 ATTEMPTS	13	2	4	7		
800.2813	Prisons - Bring Contraband Into Prison	5 ATTEMPTS	2			2		
800.2814	Prisons - Prisoner Possessing Contraband	5 ATTEMPTS	18	9	3	6		
800.2814	Prisons - Prisoner Possessing Contraband	5 ATTEMPTS	4		2	2		
800.2833	Prisons - Bring Weapon into	5 ATTEMPTS	39	34	2	3		
800.2833	Prisons - Bring Weapon into	5 ATTEMPTS	10	9	1			
800.2834	Prisons - Prisoner Possessing Weapon	5 ATTEMPTS	1	1				
800.2834	Prisons - Prisoner Possessing Weapon	5 ATTEMPTS	49	49				
801.2621A	Jails - Bring Weapon Into	5 ATTEMPTS	12	12				
801.2621A	Jails - Bring Weapon Into	5 ATTEMPTS	1			1		
801.2622	Jails - Prisoner Possess Weapon	5 ATTEMPTS	6	3	1	2		
801.2622	Jails - Prisoner Possess Weapon	5 ATTEMPTS	1	1				
801.2631	Jails - Furnish Contraband to Prisoner	5 ATTEMPTS	8	2	5		1	
801.2631	Jails - Furnish Contraband to Prisoner	5 ATTEMPTS	6		2	3	1	
801.2632	Jails - Prisoner Possessing Contraband	5 ATTEMPTS	73	21	23	15	14	
801.2632	Jails - Prisoner Possessing Contraband	5 ATTEMPTS	9		5	3		1

NOTE: Be sure to check for related offense codes when examining a particular type of crime. They may or may not be in sequential order or even on the same page. Offenders may have multiple dispositions.

¹ Includes HYTA Prison

² Includes Delayed and Suspended Sentences, HYTA Probation, and SAI Probation

³ Includes Restitution, Fines, Costs, Community Service and DHS sentences

SOURCE: OMNI BIR Extract

A2a 2007 Criminal Court Dispositions by Offense and Type of Disposition – Non-Assaultive Offenses

Page 1 of 20

			DISPOSITIONS					
Compiled Laws	Offense	Max. Penalty	Total	Prison ¹	Jail	Jail/ Probation ²	Probation ²	Other ³
GRAND TOTAL			43,442	9,886	9,108	12,807	11,142	499
%				23%	21%	30%	25%	1%
VIOLATIONS			38,211	9,498	7,886	11,387	9,014	426
ATTEMPTS			5,231	388	1,222	1,420	2,128	73
28.243A	Fingerprinting - Refusal	MISD	16		11	2	3	
		ATTEMPTS						
28.293	State ID Card - False Application	15	1			1		
		ATTEMPTS						
28.2931	State ID Card - False Application	5	9	2	1	2	4	
		ATTEMPTS	6		1		4	1
28.2951A-A	State ID Card - Alter/Forge/Use to Commit Felony	10	6	2	1	2	1	
		ATTEMPTS	1	1				
28.2951B-A	State ID Card - Alter/Forge/Use to Commit Felony or Misdemeanor	5	1				1	
		ATTEMPTS						
28.2952-A	State ID Card - Alter/Forge Intent to Deliver/Possess 2 or More	5	3	1		1	1	
		ATTEMPTS						
28.2953	State ID Card - Use Stolen Card to Commit Felony	VAR	1				1	
		ATTEMPTS						
28.422	Weapons - Pistols, License Forgery	4	1			1		
		ATTEMPTS						
28.425B3	Weapons - Pistols, False Info on CCW Permit	4	1		1			
		ATTEMPTS						
28.425K2A	Weapons - Pistols, Carrying Concealed While Under the Influence	MISD	1				1	
		ATTEMPTS						
28.5953-A	State ID Card - Counterfeit/Forged, Possession	MISD	1					1
		ATTEMPTS						
28.729	Sex Offender - Fail to Register	4	540	97	207	134	90	12
		ATTEMPTS	175	6	73	43	47	6
28.7291A	Sex Offender - Fail to Register	4	6	2	1	1	2	
		ATTEMPTS	3		1	1	1	
28.7291B	Sex Offender - Fail to Register, 2nd Offense	7	39	15	8	9	6	1
		ATTEMPTS						
28.7291C	Sex Offender - Fail to Register, 3rd Offense	10	2		1			1
		ATTEMPTS						
28.7292	Sex Offenders - Failure to Comply w/ Duties	MISD	60		35	5	16	4
		ATTEMPTS						
28.7292C	Sex Offender - Fail to Report, 3rd Offense	4	23	8	7	4	4	
		ATTEMPTS	4		1	2	1	
28.7294	Sex Offenders - Refusing/Failing to Pay Registration Fee	MISD	2		2			
		ATTEMPTS						
28.729B	Sex Offenders - Failure to Comply w/ Reporting Duties - 2nd Offense	MISD	3		2		1	
		ATTEMPTS	1			1		
28.7352A	Student Safety Zone - Residency Violation	MISD	8		4	3		1
		ATTEMPTS						
52.204	Dead Bodies - Removing w/o Medical Examiner Permission	MISD	1			1		
		ATTEMPTS						
125.14471B1	Housing - MSHDA - False Pretenses, \$200 - <\$1K	MISD	1				1	
		ATTEMPTS						
168.9311M	Election Law - Failure to Perform Duty	MISD	1			1		
		ATTEMPTS						
168.932F	Election Law - Possess Absentee Ballot	5	3			3		
		ATTEMPTS						

NOTE: Be sure to check for related offense codes when examining a particular type of crime. They may or may not be in sequential order or even on the same page. Offenders may have multiple dispositions.

A2a 2007 Criminal Court Dispositions by Offense and Type of Disposition — Non-Assaultive Offenses

Page 2 of 20

			DISPOSITIONS					
Compiled Laws	Offense	Max. Penalty	Total	Prison ¹	Jail	Jail/ Probation ²	Probation ²	Other ³
	GRAND TOTAL		43,442	9,886	9,108	12,807	11,142	499
	%			23%	21%	30%	25%	1%
	VIOLATIONS		38,211	9,498	7,886	11,387	9,014	426
	ATTEMPTS		5,231	388	1,222	1,420	2,128	73
168.932H	Election Law - Attempt to Influence Absent Voter	5 ATTEMPTS	1			1		
205.271A	Taxes - Fail to File/False Return	5 ATTEMPTS	12 1	2	6	4 1		
205.4282	Tobacco Products Tax Act Violation Felony	5 ATTEMPTS	7 5		2		5 3	
205.4283	Tobacco Products Tax Act Violations Misdemeanor	1 ATTEMPTS	3				2	1
205.4286	Tobacco Products Tax Act Unauthorized Tax Stamps	10 ATTEMPTS	1				1	
205.53	Taxes - Sales/Doing Business w/o License	MISD ATTEMPTS	3		2		1	
257.1355B	Used Car Parts Dealer - Falsify Record	2 ATTEMPTS	1			1		
257.215	Operating - Unregistered Vehicle	MISD ATTEMPTS	7		3	2	1	1
257.233A6	Motor Vehicles - Odometer Tampering	5 ATTEMPTS	9				9	
257.2511	Motor Vehicle Code - Dealer Failure to Maintain Records	MISD ATTEMPTS	3				3	
257.254	Motor Vehicle Code - Intent to Pass False Title	10 ATTEMPTS	63 1	11	7	21	21 1	3
257.2551	License Plates - Commercial Vehicle Expired/None	MISD ATTEMPTS	1		1			
257.256	License Plate/Registration/Title Unlawful Use	MISD ATTEMPTS	80		38	17	21	4
257.257	License Documents/Plates - Forgery	5 ATTEMPTS	126 73	23	10 9	31 15	54 48	8 1
257.2572	License Documents/Plates - Forgery - 2nd Offense	7 ATTEMPTS	2				2	
257.301	Operating - No/Multiple Licenses	MISD ATTEMPTS	54		35	8	10	1
257.310	Driver's License - Forgery/Use to Commit Offense	VAR ATTEMPTS	1		1			
257.31010	Driver's License - Forged, Possession	MISD ATTEMPTS	4		3	1		
257.3107A	Driver's License - Forge w/ Intent to Commit Crime Max 10 Yrs+	10 ATTEMPTS	16 1	5	4 1	3	4	
257.3107B	Driver's License - Forge w/ Intent to Commit Crime Max 6mos-<10 yrs	5 ATTEMPTS	11	2	2	1	6	
257.3109	Driver's License - Forged, Possession of 2 or More	5 ATTEMPTS	2 1	2				
257.311	Operate w/o License	MISD ATTEMPTS	51		23	10	14	4
257.312	Operate w/Restricted License	MISD ATTEMPTS	38	1	20	8	5	4
257.312A	Operating - Motorcycles/Mopeds w/o Indorsement	MISD ATTEMPTS	6		1	3	2	

NOTE: Be sure to check for related offense codes when examining a particular type of crime. They may or may not be in sequential order or even on the same page. Offenders may have multiple dispositions.

A2a 2007 Criminal Court Dispositions by Offense and Type of Disposition – Non-Assaultive Offenses

Page 3 of 20

			DISPOSITIONS					
Compiled Laws	Offense	Max. Penalty	Total	Prison ¹	Jail	Jail/ Probation ²	Probation ²	Other ³
GRAND TOTAL			43,442	9,886	9,108	12,807	11,142	499
%				23%	21%	30%	25%	1%
VIOLATIONS			38,211	9,498	7,886	11,387	9,014	426
ATTEMPTS			5,231	388	1,222	1,420	2,128	73
257.324	Operate w/Forged/Altered License/ False ID	MISD ATTEMPTS	79		54	14	10	1
257.325	Motor Vehicle - Allowing Unlicensed Minor to Operate	MISD ATTEMPTS	1		1			
257.326	Operate - Owner Permitting Another to Violate Motor Vehicle	MISD ATTEMPTS	1				1	
257.328	Motor Vehicle Code - Producing False Evidence of Insurance	MISD ATTEMPTS	2			1	1	
257.3291	Insurance Certificates - Possess/ Sale of Stolen/Counterfeit	5 ATTEMPTS	32	3	8	2	12	7
257.602	Police Officer - Refuse to Obey Traffic Order	MISD ATTEMPTS	4	1	2		1	
257.603	Emergency Vehicle Violations	MISD ATTEMPTS	7		3	1	1	2
257.617A	Fail to Stop at Personal Injury Accident	1 ATTEMPTS	1				1	
257.618	Fail to Stop at Property Damage Accident (Attended Vehicle)	MISD ATTEMPTS	21		11	4	6	
257.620	Fail to Stop after Collision	MISD ATTEMPTS	46		24	14	7	1
257.621	Failure to Report Accident to Fixtures	MISD ATTEMPTS	1		1			
257.622	Fail to Report Accident	MISD ATTEMPTS	36		19	12	3	2
257.624A	Alcohol - Open Container in Vehicle	MISD ATTEMPTS	1			1		
257.624B1	Alcohol - Possession By Minor in Motor Vehicle	MISD ATTEMPTS	7		6		1	
257.625	Operating Vehicle Intoxicated	15 ATTEMPTS	24	1	15	3	3	2
257.6251	Operating Vehicle Intoxicated	15 ATTEMPTS	131	4	84	21	13	9
257.6251-A	Operating Vehicle Intoxicated	MISD ATTEMPTS	3		2		1	
257.62510B	Operating Vehicle Intoxicated - 2nd Offense	1 ATTEMPTS	2		1	1		
257.62510C	Operating Vehicle Intoxicated - 3rd Offense	1 ATTEMPTS	4		1		3	
257.6253A	Operate - Impaired	MISD ATTEMPTS	550	15	250	113	148	24
257.6256	Operating Vehicle Intoxicated, Impaired - 3rd Felony	5 ATTEMPTS	15		3	3	9	
257.6256-A	Minor Operating Vehicle, w/ Any Blood Alcohol Content	MISD ATTEMPTS	17		5	7	4	1
257.6256B	Operating Vehicle Intoxicated, Contr. Sub. - 2nd Offense	1 ATTEMPTS	32	4	6	21	1	
257.6256D	Operating Vehicle Intoxicated, Contr. Sub. - 3rd Offense	5 ATTEMPTS	137		51	32	41	13
			1				1	
			4		2	1		1
			14	1	3	3	4	3
			249	3	112	98	32	4
			5		2		3	
			3,459	739	333	2,114	271	2
			5	2		3		

NOTE: Be sure to check for related offense codes when examining a particular type of crime. They may or may not be in sequential order or even on the same page. Offenders may have multiple dispositions.

A2a 2007 Criminal Court Dispositions by Offense and Type of Disposition — Non-Assaultive Offenses

Page 4 of 20

			DISPOSITIONS					
Compiled Laws	Offense	Max. Penalty	Total	Prison ¹	Jail	Jail/ Probation ²	Probation ²	Other ³
GRAND TOTAL			43,442	9,886	9,108	12,807	11,142	499
%				23%	21%	30%	25%	1%
VIOLATIONS			38,211	9,498	7,886	11,387	9,014	426
ATTEMPTS			5,231	388	1,222	1,420	2,128	73
257.6257A1	Operating Vehicle Intoxicated, w/ Occupant <16	1 ATTEMPTS	23		12	6	5	
257.6257A2	Operating Vehicle Intoxicated, w/ Occupant <16 - 2nd+ Offense	5 ATTEMPTS	94	13	12	63	6	
257.6258	Operating Vehicle, w/ Presence of Controlled Substance	MISD ATTEMPTS	68		39	9	15	5
257.625B	OUIL	5 ATTEMPTS	4		1		2	1
257.625L	Ignition Interlock Device - Violations	5 ATTEMPTS	16		2	6	6	2
257.626	Driving - Reckless	MISD ATTEMPTS	1		1			
257.6985	Motor Vehicles - Use/Possession of Flashing Lights	MISD ATTEMPTS	66	1	30	17	9	9
257.903	Motor Vehicle Code, False Certification	MISD ATTEMPTS	1		1			
257.9032	Motor Vehicle Code, False Certification - 2nd Offense	5 ATTEMPTS	55	12	8	13	19	3
257.904	Operate - License Suspended/Revoked/ Denied	7 ATTEMPTS	9			1	7	1
257.9041B	Operate - License Suspended/Revoked/ Denied	7 ATTEMPTS	2			2		
257.9041C	Operate - License Suspended/Revoked/ Denied - 2nd+ Offense	15 ATTEMPTS	14	1	8	3	2	
257.904A	Operate - Allow Suspended/Revoked/ Denied to Operate	MISD ATTEMPTS	726	7	441	146	107	25
257.904E	Operate - Allow Suspended/Revoked/ Denied to Operate - 2nd+ Offense	1 ATTEMPTS	3		2		1	
287.262-A	Operating - No License for 3 Years	MISD ATTEMPTS	754	10	512	142	68	22
287.7441	Motor Vehicle - Immobilization - Violations	MISD ATTEMPTS	3		1		2	
324.11147	Dog - Unlicensed	MISD ATTEMPTS	5			1	2	
324.121162	Animal Industry Act - Felony Violations	MISD ATTEMPTS	1		1			
324.20139	Hazardous Waste - Transporter Registration/Permit Violations	MISD ATTEMPTS	8			4	4	
324.31152A	Liquid Industrial Waste - False Statements	2 ATTEMPTS	1			1		
324.401111	Hazardous Subs., Knowingly Release/ False Statement [Endanger]	2 ATTEMPTS	3			3		
324.401114	Water Resources Protection Violation	2 ATTEMPTS	3		1	1	1	
324.401131	Wildlife Conservation Part - Taking Game From Vehicle	MISD ATTEMPTS	1		1			
324.401132	Wildlife Conservation Part - Hunting/ Shooting from Safety Zone	MISD ATTEMPTS	2			1	1	
324.401133	Wildlife Conservation Part - Using Artificial Light/Weapon	MISD ATTEMPTS	1		1			
324.401134	Wildlife Conservation Part - Using Artificial Light to Spot Animals	MISD ATTEMPTS	1			1		

NOTE: Be sure to check for related offense codes when examining a particular type of crime. They may or may not be in sequential order or even on the same page. Offenders may have multiple dispositions.

A2a 2007 Criminal Court Dispositions by Offense and Type of Disposition — Non-Assaultive Offenses

Page 5 of 20

			DISPOSITIONS					
Compiled Laws	Offense	Max. Penalty	Total	Prison ¹	Jail	Jail/ Probation ²	Probation ²	Other ³
GRAND TOTAL			43,442	9,886	9,108	12,807	11,142	499
%				23%	21%	30%	25%	1%
VIOLATIONS			38,211	9,498	7,886	11,387	9,014	426
ATTEMPTS			5,231	388	1,222	1,420	2,128	73
324.401183	Wildlife Conservation Part - Taking Deer/Bear/Turkeys	MISD ATTEMPTS	3		3			
324.43521	Hunting/Fishing w/o License	MISD ATTEMPTS	1					1
324.435585	Hunt/Fish License Part-Hunt/Possess Game Ineligible for License	MISD ATTEMPTS	1		1			
324.731021	Trespass, Recreational Trespass Law	MISD ATTEMPTS	1		1			
324.801761	Marine Safety, OUIL Per Se	MISD ATTEMPTS	1				1	
324.81122	ORV - Operating on Highway or Right-of-Way	MISD ATTEMPTS	1			1		
324.81133A	ORV - Operate at Unreasonable Speed	MISD ATTEMPTS	1			1		
324.811345	ORV - OUIL - 2nd Offense	MISD ATTEMPTS	1				1	
324.81140A2A	ORV - Operate, License Suspended/Revoked	MISD ATTEMPTS	1		1			
324.8903	Littering - Objects in Path of Vehicle	MISD ATTEMPTS	1		1			
333.16294	Health Profession - Unauthorized Practice	4 ATTEMPTS	2		1	1		
333.16296A	Health Profession - Unauthorized Use of Title	MISD ATTEMPTS	1				1	
333.16296A	Health Profession - Unauthorized Use of Title	MISD ATTEMPTS	2		1		1	
338.1053A	Security Guards - No License/Permission Connect Security Alarm	4 ATTEMPTS	1				1	
339.6013	Occupational Code - Performing Occupation w/o License - 1st Offense	MISD ATTEMPTS	5		2		3	
400.601-A	Fraud - Welfare, \$500 or Less	4 ATTEMPTS	8		2	2	3	1
400.601-B	Fraud - Welfare, Over \$500	4 ATTEMPTS	60	1	5	13	39	2
400.601-B	Fraud - Welfare, Over \$500	4 ATTEMPTS	14		1	2	10	1
400.602-A	Fraud - Welfare, Failure to Inform, \$500 or Less	MISD ATTEMPTS	10		1		8	1
400.602-B	Fraud - Welfare, Failure to Inform, Over \$500	4 ATTEMPTS	205	1	8	22	172	2
400.602-B	Fraud - Welfare, Failure to Inform, Over \$500	4 ATTEMPTS	37		4	10	21	2
400.6071	Medicaid Fraud - False Claim	4 ATTEMPTS	7			4	3	
400.6071	Medicaid Fraud - False Claim	4 ATTEMPTS	2		1		1	
400.71313A	Adult Foster Care - Operate Facility w/o License	2 ATTEMPTS	2				2	
432.2181	Gambling Operations - Felony Violations	10 ATTEMPTS	8			2	6	
432.2182	Gambling Activities - Felony Violations	10 ATTEMPTS	2				2	
432.2182	Gambling Activities - Felony Violations	10 ATTEMPTS	3	1			2	
436.1203	Alcohol - Sale/Deliver/Import w/o License	1 ATTEMPTS	3			2	1	
436.16131	Alcohol - Furnishing Place for Consideration (1 Yr Felony)	MISD ATTEMPTS	1				1	

NOTE: Be sure to check for related offense codes when examining a particular type of crime. They may or may not be in sequential order or even on the same page. Offenders may have multiple dispositions.

A2a 2007 Criminal Court Dispositions by Offense and Type of Disposition — Non-Assaultive Offenses

Page 6 of 20

			DISPOSITIONS					
Compiled Laws	Offense	Max. Penalty	Total	Prison ¹	Jail	Jail/ Probation ²	Probation ²	Other ³
GRAND TOTAL			43,442	9,886	9,108	12,807	11,142	499
%				23%	21%	30%	25%	1%
VIOLATIONS			38,211	9,498	7,886	11,387	9,014	426
ATTEMPTS			5,231	388	1,222	1,420	2,128	73
436.17011-A	Alcohol - Sell/Furnish to Minor	MISD	16	1	9		5	1
		ATTEMPTS						
436.17031A	Alcohol - Purchase/Consume/ Possess by Minor	MISD	72		15	18	21	18
		ATTEMPTS	3		1	1	1	
436.17031B	Alcohol - Purchase/Consume/ Possess by Minor - 2nd Offense	MISD	13		2	3	5	3
		ATTEMPTS						
436.17031C	Alcohol - Purchase/Consume/ Possess by Minor - 3rd+ Offense	MISD	10	1	4		2	3
		ATTEMPTS						
440.95016	File False/Fraudulent Financial Statement	5	1					1
		ATTEMPTS						
445.574A2B-A	Beverage Containers - Returning Nonreturnable, More Than 100	MISD	2		2			
		ATTEMPTS						
445.65	Identity Theft	5	450	99	40	133	174	4
		ATTEMPTS	33	1	7	8	17	
445.67	Identity Theft - Obtain/Possess/ Transfer ID w/Intent	5	65	17	6	23	19	
		ATTEMPTS	3		2		1	
451.434	Debt Management Act - Licensee Violations	2	1				1	
		ATTEMPTS						
451.501	Blue Sky Laws - Fraudulent Schemes/ Statements	10	1	1				
		ATTEMPTS						
451.601D	Blue Sky Laws - Unregistered Investment Advisor	10	1	1				
		ATTEMPTS						
462.273	Trains - Trespass on Tracks	MISD	3		2	1		
		ATTEMPTS						
484.16052	Emergency 911 Service, Unauthorized	MISD	1			1		
		ATTEMPTS						
484.16053	Emergency 911 Service, Unauthorized - 2nd+ Offense	2	1				1	
		ATTEMPTS						
500.2088	Insurance - False Report for Insurance Claim	MISD	1				1	
		ATTEMPTS						
500.3101A	Motor Vehicle - Operating w/o Valid Insurance	MISD	1				1	
		ATTEMPTS						
500.3102	Motor Vehicle - Operating w/o Security	MISD	23		11	6	3	3
		ATTEMPTS						
500.45111	Insurance - Fraudulent Acts	4	67	6	4	13	44	
		ATTEMPTS	20		2	5	12	1
500.45112	Insurance Fraud - Conspiracies	10	11	1	2	3	5	
		ATTEMPTS						
552.639	Non-Support/Escape From Jail	1	1			1		
		ATTEMPTS						
570.111010B1	Contractor - False Sworn Statements, \$200 - <\$1K	MISD	2		1		1	
		ATTEMPTS						
570.111010D1	Contractor - False Sworn Statements, \$20K or More	10	1	1				
		ATTEMPTS						
570.152	Contractor - Fraudulent Use of Building Contract Fund	3	23	4	1	9	9	
		ATTEMPTS	3			3		
600.1701	Contempt of Court	MISD	1	1				
		ATTEMPTS						

NOTE: Be sure to check for related offense codes when examining a particular type of crime. They may or may not be in sequential order or even on the same page. Offenders may have multiple dispositions.

A2a 2007 Criminal Court Dispositions by Offense and Type of Disposition – Non-Assaultive Offenses

Page 7 of 20

			DISPOSITIONS					
Compiled Laws	Offense	Max. Penalty	Total	Prison ¹	Jail	Jail/ Probation ²	Probation ²	Other ³
GRAND TOTAL			43,442	9,886	9,108	12,807	11,142	499
%				23%	21%	30%	25%	1%
VIOLATIONS			38,211	9,498	7,886	11,387	9,014	426
ATTEMPTS			5,231	388	1,222	1,420	2,128	73
600.2950	Domestic Violence - Personal Protection Order	MISD ATTEMPTS	1		1			
722.151	Children - Aiding/Abetting or Harboring	MISD ATTEMPTS	1		1			
722.6411	Tobacco - Furnish to Minor	MISD ATTEMPTS	1					1
722.642	Tobacco - Possession/Use by Minor	MISD ATTEMPTS	2			1	1	
750.110	Breaking & Entering - Bldg. w/Intent	15 ATTEMPTS	2,088	703	267	722	389	7
750.110-A	Breaking & Entering - Unoccupied Bldg. w/Intent	10 ATTEMPTS	365	74	58	128	104	1
750.110-B	Breaking & Entering - Occupied Bldg. w/Intent	15 ATTEMPTS	1	1				
750.110A3	Home Invasion - 2nd Degree	15 ATTEMPTS	1		1			
750.110A4	Home Invasion - 3rd Degree	5 ATTEMPTS	1,579	656	136	447	338	2
750.111	Breaking & Entering - Entry w/o Breaking, w/Intent	5 ATTEMPTS	186	41	28	59	58	
750.113	Breaking & Entering - Coin Box	MISD ATTEMPTS	538	97	88	227	124	2
750.115	Breaking & Entering - Illegal Entry w/o Owner's Permission/Denied	MISD ATTEMPTS	56	6	8	24	18	
750.115A	Illegal Entry (w/o Owners Permission)	MISD ATTEMPTS	176	34	38	59	43	2
750.116	Burglar's Tools - Possess	10 ATTEMPTS	20		4	8	7	1
750.117	Public Officer - Bribery	4 ATTEMPTS	5		2	2	1	
750.1227A	Witness - Bribe/Intimidate/Interfere	4 ATTEMPTS	3		1	1	1	
750.125	Bribery - Agents, Servants, Employees	MISD ATTEMPTS	19	4	8	5	2	
750.1313A1	Check - Non-Sufficient Funds, Less than \$100	MISD ATTEMPTS	6		3	2	1	
750.1313B1	Check - Non-Sufficient Funds, \$100 - <\$500	1 ATTEMPTS	1		1			
750.1313B2	Check - Non-Sufficient Funds, \$100 - <\$500 - 3rd+ Offense	2 ATTEMPTS	148	51	17	40	38	2
750.1313C	Check - Non-Sufficient Funds, \$500 or more	2 ATTEMPTS	26	3	9	9	5	
750.131A	Check - No Account or Non-Sufficient Funds	2 ATTEMPTS	5		2	2	1	
750.131A1	Check - No Account	2 ATTEMPTS	3		1	1	1	
750.131A2	Check - Non-Sufficient Funds, Three w/in 10 days	2 ATTEMPTS	19	4	8	5	2	
			6		3	2	1	
			1		1			
			20		8	7	5	
			1				1	
			59		21	14	23	1
			9			3	2	4
			117	22	16	48	28	3
			7		3	2	2	
			6		4		2	
			6		2		4	
			431	51	125	157	92	6
			29		10	9	7	3
			126	9	28	66	22	1
			8		2	5	1	

NOTE: Be sure to check for related offense codes when examining a particular type of crime. They may or may not be in sequential order or even on the same page. Offenders may have multiple dispositions.

A2a 2007 Criminal Court Dispositions by Offense and Type of Disposition — Non-Assaultive Offenses

Page 8 of 20

			DISPOSITIONS					
Compiled Laws	Offense	Max. Penalty	Total	Prison ¹	Jail	Jail/ Probation ²	Probation ²	Other ³
GRAND TOTAL			43,442	9,886	9,108	12,807	11,142	499
%				23%	21%	30%	25%	1%
VIOLATIONS			38,211	9,498	7,886	11,387	9,014	426
ATTEMPTS			5,231	388	1,222	1,420	2,128	73
750.138	Custody - Interfere w/ Legal Custody of Juvenile	MISD ATTEMPTS	3			1	2	
750.141A2	Drugs/Alcohol - Allowing Consumption by Minors	MISD ATTEMPTS	4			3	1	
750.147B	Ethnic Intimidation	2 ATTEMPTS	27	3	8	10	6	
			3		1		2	
750.157A	Compounding Offenses	5 ATTEMPTS	27	3	1	4	19	
			2			1	1	
750.157AB	Conspiracy - Gamble Illegally	5 ATTEMPTS	2				2	
750.157N1	Financial Transaction Device - Steal/Retain w/o Consent	4 ATTEMPTS	981	132	237	296	311	5
			90	3	24	25	34	4
750.157N2	Financial Transaction Device - Possess Fraudulent One	4 ATTEMPTS	45	14	6	13	12	
			5		2		2	1
750.157P	Financial Transaction Device - Possess w/Intent to Use/Sell	4 ATTEMPTS	158	25	40	49	41	3
			24	2	5	12	4	1
750.157Q	Financial Transaction Device - Illegal Sale/Use	4 ATTEMPTS	298	49	56	104	88	1
			33	2	10	4	15	2
750.157R	Financial Transaction Device - Forge/Alter/Counterfeit	4 ATTEMPTS	11	1		10		
			1			1		
750.157S1B1	Financial Transaction Device - Use Revoked/Cancelled, \$100- <\$500	1 ATTEMPTS	1				1	
750.157S1C	Financial Transaction Device - Obtain Goods \$500 or More	2 ATTEMPTS			1			
750.157T	Financial Transaction Device - Sale of Goods or Services	4 ATTEMPTS	2				2	
750.157U	Financial Transaction Device - Overcharge	4 ATTEMPTS	7		4	2	1	
750.157V	Financial Transaction Device - False ID	4 ATTEMPTS	33	8	7	8	9	1
			2			1	1	
750.157W1B1	Financial Trans. Device - Fraud Withdraw/Transfer, \$200 - <\$1K	1 ATTEMPTS	4		1	1	2	
750.157W1C1	Financial Trans. Device - Fraud Withdraw/Transfer, \$1K - <\$20K	5 ATTEMPTS	14	1	5	4	4	
			2			2		
750.15911	Criminal Enterprise - Conduct	20 ATTEMPTS	53	44		6	3	
			7		4	2	1	
750.15914-A	Criminal Enterprise - Conspiracy	20 ATTEMPTS	6	6				
750.161	Desertion/Abandon/Non-Support	3 ATTEMPTS	34	4	9	12	8	1
			5	1	1	1	2	
750.165	Child Support - Fail to Pay	4 ATTEMPTS	1,254	96	125	435	595	3
			212	6	28	55	123	
750.167	Disorderly Person	MISD ATTEMPTS	2		1		1	
750.1671A	Disorderly Person - Non-Support	MISD ATTEMPTS	19		4	3	9	3
750.1671C	Disorderly Person - Window Peeper	MISD ATTEMPTS	4		1	2	1	

NOTE: Be sure to check for related offense codes when examining a particular type of crime. They may or may not be in sequential order or even on the same page. Offenders may have multiple dispositions.

A2a 2007 Criminal Court Dispositions by Offense and Type of Disposition – Non-Assaultive Offenses

Page 9 of 20

			DISPOSITIONS					
Compiled Laws	Offense	Max. Penalty	Total	Prison ¹	Jail	Jail/ Probation ²	Probation ²	Other ³
	GRAND TOTAL		43,442	9,886	9,108	12,807	11,142	499
	%			23%	21%	30%	25%	1%
	VIOLATIONS		38,211	9,498	7,886	11,387	9,014	426
	ATTEMPTS		5,231	388	1,222	1,420	2,128	73
750.1671DB	Disorderly Person - Illegal Occupation	MISD	1				1	
	ATTEMPTS							
750.1671E	Disorderly Person - Drunk	MISD	25		12	4	9	
	ATTEMPTS							
750.1671I	Disorderly Person - Loitering at House of Ill Fame	MISD	3				3	
	ATTEMPTS							
750.1671J	Disorderly Person - Loitering about Illegal Business	MISD	12		3	4	4	1
	ATTEMPTS							
750.1671L	Disorderly Person - Jostling	MISD	15		4	4	3	4
	ATTEMPTS							
750.170	Disturbing the Peace	MISD	40		8	11	21	
	ATTEMPTS		2		1		1	
750.174	Embezzle - Agent or Trustee	10	3		3			
	ATTEMPTS							
750.174-B	Embezzlement - Agent or Trustee, Over \$100	10	10	3	6		1	
	ATTEMPTS							
750.1742	Embezzlement - Less Than \$200	MISD	6		2		3	1
	ATTEMPTS							
750.1743A	Embezzle - Agent or Trustee \$200 - <\$1K	1	51		10	12	28	1
	ATTEMPTS		1			1		
750.1744A	Embezzle - Agent or Trustee, \$1K - <\$20K	5	442	21	44	155	218	4
	ATTEMPTS		86	2	14	24	46	
750.1744B	Embezzle - Agent or Trustee, \$200 - <\$1K - 2nd+ Offense	5	6	1	2		3	
	ATTEMPTS							
750.1745A	Embezzle - Agent or Trustee, \$20K - <\$50K	10	118	19	7	39	53	
	ATTEMPTS		20	1	2	6	11	
750.1745B	Embezzle - Agent or Trustee, \$1K - <\$20K - 3rd+ Offense	10	1			1		
	ATTEMPTS							
750.1746	Embezzle - \$50K - <\$100K	15	1				1	
	ATTEMPTS							
750.1747	Embezzlement - \$100K or More	15	2			1	1	
	ATTEMPTS							
750.174A	Embezzlement - From Vulnerable Adult	10	1		1			
	ATTEMPTS							
750.174A3A	Embezzlement - From Vulnerable Adult, \$200 - <\$1K	1	4		3	1		
	ATTEMPTS							
750.174A4A	Embezzlement - From Vulnerable Adult, \$1K - <\$20K	5	22	4	1	9	7	1
	ATTEMPTS		5			2	3	
750.174A5A	Embezzlement - From Vulnerable Adult, \$20K or More	10	12	2		2	7	1
	ATTEMPTS		1			1		
750.175	Embezzle - Public Official, Over \$50	10	22	18	1	2	1	
	ATTEMPTS		1	1				
750.176	Embezzle - Administrator/Executor/Guardian	10	5	1		3	1	
	ATTEMPTS							
750.1783-A	Embezzle - Mortgaged/Leased Property, \$1K - <\$20K	5	1			1		
	ATTEMPTS							
750.180	Embezzle - Financial Institutions	20	19	12		2	5	
	ATTEMPTS		3				3	

NOTE: Be sure to check for related offense codes when examining a particular type of crime. They may or may not be in sequential order or even on the same page. Offenders may have multiple dispositions.

A2a 2007 Criminal Court Dispositions by Offense and Type of Disposition – Non-Assaultive Offenses

Page 10 of 20

			DISPOSITIONS					
Compiled Laws	Offense	Max. Penalty	Total	Prison ¹	Jail	Jail/ Probation ²	Probation ²	Other ³
	GRAND TOTAL		43,442	9,886	9,108	12,807	11,142	499
	%			23%	21%	30%	25%	1%
	VIOLATIONS		38,211	9,498	7,886	11,387	9,014	426
	ATTEMPTS		5,231	388	1,222	1,420	2,128	73
750.1813A	Embezzlement - Jointly Held Property, \$200 - \$1K	MISD ATTEMPTS	1				1	
750.183-A	Escape - Aiding Prisoner - Felony	7 ATTEMPTS	5	3		2		
			1			1		
750.186A	Escape - Juvenile Facility	4 ATTEMPTS	20	4	6	2	5	3
			1			1		
750.193	Escape - Prison	5 ATTEMPTS	15	13	2			
			1	1				
750.1951	Escape - From Misdemeanor Jail Sentence	2 ATTEMPTS	13	2	6	5		
750.1952	Escape - From Felony Jail Sentence	4 ATTEMPTS	32	19	10	3		
			5		3	2		
750.1971	Escape - Awaiting Trial for Misdemeanor	2 ATTEMPTS	3	2	1			
750.1972	Escape - Awaiting Trial for Felony	4 ATTEMPTS	23	14	4	4	1	
			3	1	1		1	
750.197A	Escape - Lawful Custody	1 ATTEMPTS	9	1	5	1	1	1
750.1993	Harboring Felons	4 ATTEMPTS	6			2	4	
			6		3	2	1	
750.199A	Bond - Abscond or Forfeit	4 ATTEMPTS	107	35	37	26	8	1
			25	4	7	6	7	1
750.2153	Impersonate Peace Officer to Commit Crime	4 ATTEMPTS	9	5	2	1	1	
			1				1	
750.217	Obstruct Officer By Disguise	1 ATTEMPTS	2			1	1	
750.217F	Impersonate Firefighter/ Emergency Medical Personnel	2 ATTEMPTS	4	2			2	
750.218	False Pretenses w/Intent to Defraud	10 ATTEMPTS	3		2	1		
750.218-B	False Pretenses - Over \$100	10 ATTEMPTS	4		4			
750.2183	False Pretenses - Less Than \$200	MISD ATTEMPTS	17		3	2	11	1
750.2183A	False Pretenses - \$200 - <\$1K	1 ATTEMPTS	75		18	23	26	8
			1				1	
750.2184A	False Pretenses - \$1K - <\$20K	5 ATTEMPTS	252	62	39	76	75	
			48		13	15	20	
750.2184B	False Pretenses - \$200 - <\$1K - 2nd+ Offense	5 ATTEMPTS	5	3		2		
750.2185A	False Pretenses - \$20K or More	10 ATTEMPTS	75	33	4	19	19	
			8	3	1	4		
750.2185B	False Pretenses - \$1K - <\$20K - 3rd+ Offense	10 ATTEMPTS	3	3				
750.219A2B1	Telecommunications - Avoid Payment, \$200 - <\$1K	MISD ATTEMPTS	1		1			
			5				5	
750.219A2C1	Telecommunications - Avoid Payment, \$1K - < \$20K	5 ATTEMPTS	4	1		1	2	

NOTE: Be sure to check for related offense codes when examining a particular type of crime. They may or may not be in sequential order or even on the same page. Offenders may have multiple dispositions.

A2a 2007 Criminal Court Dispositions by Offense and Type of Disposition – Non-Assaultive Offenses

Page 11 of 20

Compiled Laws	Offense	Max. Penalty
GRAND TOTAL		4
%		
VIOLATIONS		38,211
ATTEMPTS		5,231
750.219E	Financial Institution - Unauthorized Credit Application	4 ATTEMPTS
750.2234	Weapons - Firearms, Sale to Felon	10 ATTEMPTS
750.2241-A	Weapons - Dangerous Weapon, Misc.	5 ATTEMPTS
750.2241-B	Weapons - Dangerous Weapon, Gas Ejecting Device	5 ATTEMPTS
750.224A	Weapons - Taser, Possession or Sale Taser	4 ATTEMPTS
750.224B	Weapons - Firearms, Short-Barrel Shotgun/Rifle	5 ATTEMPTS
750.224F	Weapons - Firearms, Possession by Felon	5 ATTEMPTS
750.226	Weapons - Dangerous Weapon, Carry w/Unlawful Intent	5 ATTEMPTS
750.226A	Weapons - Switchblade, Possession or Sale	1 ATTEMPTS
750.227	Weapons - Carry Concealed	5 ATTEMPTS
750.227A	Weapons - Firearms - Unlawful Possession by Security Guard	4 ATTEMPTS
750.227B	Weapons - Felony Firearm	10 ATTEMPTS
750.227B-A	Weapons - Felony Firearm	2 ATTEMPTS
750.227B-B	Weapons - Felony Firearm - 2nd Offense	5 ATTEMPTS
750.227B-C	Weapons - Felony Firearm - 3rd Offense	10 ATTEMPTS
750.227C	Weapons - Firearms, Possess Loaded in Vehicle	2 ATTEMPTS
750.227D	Weapons - Firearms, Improper Possession in Vehicle	MISD ATTEMPTS
750.227F	Body Armor - Wear During Violent Crime	4 ATTEMPTS
750.227G9A	Weapons - Body Armor - Possess/Use by Violent Felon	4 ATTEMPTS
750.228	Weapons - Firearms, Safety Inspection Violation [Repealed]	MISD ATTEMPTS
750.230	Weapons - Firearms, Alter ID Marks	2 ATTEMPTS
750.232A	Weapons - Firearms, False Application	4 ATTEMPTS
750.234D	Weapons - Firearms, Possess on Restricted Premises	MISD ATTEMPTS
750.234E	Weapons - Firearms - Brandishing in Public	MISD ATTEMPTS

DISPOSITIONS					
Total	Prison ¹	Jail	Jail/ Probation ²	Probation ²	Other ³
43,442	9,886 23%	9,108 21%	12,807 30%	11,142 25%	499 1%
38,211	9,498	7,886	11,387	9,014	426
5,231	388	1,222	1,420	2,128	73
9	2	1	3	3	
1			1		
71	2	16	19	31	3
17	2	1	5	9	
7		2	2	3	
30	4	3	12	11	
14		1	2	11	
77	22	13	18	24	
10		2	1	7	
901	521	93	114	169	4
29	5	7	6	6	5
100	48	11	18	23	
9	1	4	3	1	
18		4	6	7	1
1		1			
1,373	325	243	259	541	5
925	22	146	181	564	12
1		1			
3	1			2	
2,060	1,978	3	11	66	2
9		2	3	4	
96	96				
3	3				
58	7	10	21	17	3
14		3	6	5	
12		2	4	5	1
1		1			
2		1	1		
51		5	6	38	2
6	1	3	1	1	
3		1		2	
1					1
8		2		6	

NOTE: Be sure to check for related offense codes when examining a particular type of crime. They may or may not be in sequential order or even on the same page. Offenders may have multiple dispositions.

A2a 2007 Criminal Court Dispositions by Offense and Type of Disposition – Non-Assaultive Offenses

Page 12 of 20

			DISPOSITIONS					
Compiled Laws	Offense	Max. Penalty	Total	Prison ¹	Jail	Jail/ Probation ²	Probation ²	Other ³
GRAND TOTAL			43,442	9,886	9,108	12,807	11,142	499
%				23%	21%	30%	25%	1%
VIOLATIONS			38,211	9,498	7,886	11,387	9,014	426
ATTEMPTS			5,231	388	1,222	1,420	2,128	73
750.234F	Weapons - Firearms - Possession by Minor in Public	MISD ATTEMPTS	1			1		
750.237A1	Weapon - Free School Zones, General Felony Violations	5 ATTEMPTS	13		2	3	8	
750.237A2	Weapon - Free School Zones, General Misdemeanor	MISD ATTEMPTS	4		1		3	
750.243	Fireworks - Sale, Possession, Transport	MISD ATTEMPTS	2		1			1
750.248	Forgery	14 ATTEMPTS	313	89	50	108	65	1
750.248A	Financial Transaction Device - Utter & Publish	4 ATTEMPTS	47	4	8	25	10	
750.249	Utter & Publish	14 ATTEMPTS	7		1	5	1	
750.249A	Financial Transaction Device - Forgery	4 ATTEMPTS	2		1	1		
750.250	Forge State Warrant	7 ATTEMPTS	2,284	573	483	651	567	10
750.252	Utter & Publish - Possess Counterfeit Note w/Intent	7 ATTEMPTS	589	43	151	138	252	5
750.253	Utter & Publish - Counterfeit Bills/Notes	5 ATTEMPTS	4		2	2		
750.254	Utter & Publish - Possess Counterfeit Bank/State/Bills	5 ATTEMPTS	2	1			1	
750.255	Counterfeiting - Possess Tools	10 ATTEMPTS	7					
750.260	Counterfeiting - Coins/Possess 5 or more	LIFE ATTEMPTS	7	4		1	2	
750.261	Counterfeiting - Coins/Possess Less than 5	10 ATTEMPTS	58	7	12	22	17	
750.2632	Counterfeiting - Deliver/Possess w/ False ID Mark	1 ATTEMPTS	7		2	3	1	1
750.2633	Counterfeiting - Deliver/Possess w/ False ID Mark - Felony	5 ATTEMPTS	23	2	2	7	12	
750.273	Fraud - Obtain Signature to Financial Document	10 ATTEMPTS	1			1		
750.280	Fraud - Common Law	10 ATTEMPTS	3	1		2		
750.282-B	Public Utility - Fraudulent Use, Over \$500	4 ATTEMPTS	3		1		2	
750.282B	Public Utility - Fraudulent Use, Over \$500	4 ATTEMPTS	2		1			
750.285	Obtain Personal Identity Info w/o Permission	5 ATTEMPTS	1		1			1
750.292	Innkeeper - Defrauding	4 ATTEMPTS	5			3	2	
750.300A1C	Food Stamps - Fraud Over \$1K	10 ATTEMPTS	2					
			1		1			
			1	1				
			2			2		
			1				1	
			6	1	1		4	
			3			2	1	
			26	10	7	2	7	
			4		2		2	
			2		2			
			15			1	14	

NOTE: Be sure to check for related offense codes when examining a particular type of crime. They may or may not be in sequential order or even on the same page. Offenders may have multiple dispositions.

A2a 2007 Criminal Court Dispositions by Offense and Type of Disposition — Non-Assaultive Offenses

Page 13 of 20

			DISPOSITIONS					
Compiled Laws	Offense	Max. Penalty	Total	Prison ¹	Jail	Jail/ Probation ²	Probation ²	Other ³
	GRAND TOTAL		43,442	9,886	9,108	12,807	11,142	499
	%			23%	21%	30%	25%	1%
	VIOLATIONS		38,211	9,498	7,886	11,387	9,014	426
	ATTEMPTS		5,231	388	1,222	1,420	2,128	73
750.301	Gambling - Take Bets	1	1			1		
	ATTEMPTS							
750.303-B	Gambling House - Permit for Gain	2	2				2	
	ATTEMPTS							
750.33	Advertising - False	MISD	1				1	
	ATTEMPTS							
750.356	Larceny	10	5		2	2	1	
	ATTEMPTS							
750.356-B	Larceny - \$100 or Less	4	1		1			
	ATTEMPTS							
750.3562A	Larceny - \$20K or More	10	43	15	6	12	10	
	ATTEMPTS		5				5	
750.3562B	Larceny - \$1K - <\$20K - 3rd+ Offense	10	1				1	
	ATTEMPTS							
750.3563A	Larceny - \$1K - <\$20K	5	370	73	61	134	102	
	ATTEMPTS		82	5	18	27	32	
750.3563B	Larceny - \$200 - <\$1K - 2nd+ Offense	5	6	4	1	1		
	ATTEMPTS							
750.3564A	Larceny - \$200 - < \$1K	1	142	1	50	32	48	11
	ATTEMPTS		4		2		2	
750.3564B	Larceny - Less Than \$1K - 2nd+ Offense	MISD	1		1			
	ATTEMPTS							
750.3565	Larceny - Less Than \$200	MISD	81	1	33	19	22	6
	ATTEMPTS		5		1	1	3	
750.356A	Larceny - From Motor Vehicle	10	23	3	4	6	9	1
	ATTEMPTS		8		4	2	2	
750.356A-B	Breaking & Entering - Vehicle Steal Prop. Over \$5	5	1		1			
	ATTEMPTS							
750.356A1	Larceny - From Motor Vehicle	5	717	85	159	255	218	
	ATTEMPTS		97	5	41	26	25	
750.356A2A	Breaking & Entering - Vehicle/Semi-Trailer/House Trailer, <\$200	MISD	61		27	8	22	4
	ATTEMPTS		7		2	1	4	
750.356A2B1	Breaking & Entering - Vehicle/Semi-Trailer/House Trailer, \$200 - <\$1K	1	30	1	10	9	10	
	ATTEMPTS							
750.356A2C1	Breaking & Entering - Vehicle/Semi-Trailer/House Trailer, \$1K - <\$20K	5	48	15	8	13	12	
	ATTEMPTS		5	1		2	2	
750.356A2C2	Breaking & Entering - Vehicle/Semi or House Trailer, \$200-<\$1K - 2nd+ Ofns	5	3	1	2			
	ATTEMPTS							
750.356A2D1	Breaking & Entering - Vehicle/Semi-Trailer/House Trailer, \$20K or More	10	1				1	
	ATTEMPTS		2	1	1			
750.356A3	Breaking & Entering - Vehicle Semi-Trailer/House Trailer, w/ Damage	5	381	86	73	125	97	
	ATTEMPTS		42	3	10	12	16	1
750.356B	Breaking & Entering - Coin Telephone	4	4	1		2	1	
	ATTEMPTS		3		1		2	
750.356C	Retail Fraud - 1st Degree	5	983	351	253	225	149	5
	ATTEMPTS		57	3	12	17	23	2
750.356D	Retail Fraud - 2nd Degree	1	117	1	69	28	15	4
	ATTEMPTS		2				2	

NOTE: Be sure to check for related offense codes when examining a particular type of crime. They may or may not be in sequential order or even on the same page. Offenders may have multiple dispositions.

A2a 2007 Criminal Court Dispositions by Offense and Type of Disposition – Non-Assaultive Offenses

Page 14 of 20

			DISPOSITIONS					
Compiled Laws	Offense	Max. Penalty	Total	Prison ¹	Jail	Jail/ Probation ²	Probation ²	Other ³
	GRAND TOTAL		43,442	9,886	9,108	12,807	11,142	499
	%			23%	21%	30%	25%	1%
	VIOLATIONS		38,211	9,498	7,886	11,387	9,014	426
	ATTEMPTS		5,231	388	1,222	1,420	2,128	73
750.356D4	Retail Fraud - 3rd Degree	MISD	99	1	56	19	21	2
	ATTEMPTS							
750.357	Larceny from Person	10	425	133	66	114	108	4
	ATTEMPTS		79	21	9	24	25	
750.357A	Larceny of Livestock	4	1			1		
	ATTEMPTS		1			1		
750.357B	Weapons - Firearms - Larceny	5	100	31	16	32	19	2
	ATTEMPTS		9	3		3	3	
750.359	Larceny - From Vacant Building	MISD	2		2			
	ATTEMPTS							
750.360	Larceny in Building	4	1,851	286	452	697	409	7
	ATTEMPTS		472	20	149	173	124	6
750.360A2A	Theft Detection Device - Deactivate/ Remove	MISD	7		2	2	3	
	ATTEMPTS							
750.360A2B	Theft Detection Device - Deactivate/ Remove - 2nd Offense	4	1			1		
	ATTEMPTS							
750.361	Trains - Steal/Maliciously Remove Parts	2	2			2		
	ATTEMPTS		1		1			
750.362	Larceny By Conversion	10	5			4	1	
	ATTEMPTS		2		1		1	
750.362-A	Larceny By Conversion Over \$100 (obsolete)	5	2		2			
	ATTEMPTS							
750.3622A	Larceny by Conversion, \$20K or More	10	20		5	5	10	
	ATTEMPTS		1			1		
750.3623A	Larceny By Conversion, \$1K - <\$20K	5	100	25	13	30	32	
	ATTEMPTS		14	1	5	2	6	
750.3624A	Larceny - By False Personation, \$200 - <\$1K	MISD	19	1	4	2	12	
	ATTEMPTS		1			1		
750.3625	Larceny - By Conversion, Less than \$200	MISD	8		5	2	1	
	ATTEMPTS							
750.362A	Fail to Return Rented Property Over \$100 (obsolete)	10	1		1			
	ATTEMPTS							
750.362A2A	Fail to Return Rented Property, \$20K or More	10	5	1		1	3	
	ATTEMPTS		7	2	1		3	1
750.362A3A	Fail to Return Rented Property, \$1K - <\$20K	5	28	2	5	8	11	2
	ATTEMPTS		7			2	5	
750.362A4A	Failure to Return Rented Property - 1 Year Misd.	MISD	4		1	1	2	
	ATTEMPTS							
750.362AA	Fail to Return Rented Property, Over \$100 (Obsolete)	2	1		1			
	ATTEMPTS							
750.3632A	Larceny by False Personation, \$20K or More	10	1			1		
	ATTEMPTS							
750.3633A	Larceny by False Personation, \$1K - <\$20K	5	2	1		1		
	ATTEMPTS		3			1	2	
750.3634A	Larceny- By False Personation, \$200 - <\$1K	MISD	2				2	
	ATTEMPTS							
750.3635	Larceny- By False Personation, <\$200	MISD	5			5		
	ATTEMPTS							

NOTE: Be sure to check for related offense codes when examining a particular type of crime. They may or may not be in sequential order or even on the same page. Offenders may have multiple dispositions.

A2a 2007 Criminal Court Dispositions by Offense and Type of Disposition – Non-Assaultive Offenses

Page 15 of 20

			DISPOSITIONS					
Compiled Laws	Offense	Max. Penalty	Total	Prison ¹	Jail	Jail/ Probation ²	Probation ²	Other ³
	GRAND TOTAL		43,442	9,886	9,108	12,807	11,142	499
	%			23%	21%	30%	25%	1%
	VIOLATIONS		38,211	9,498	7,886	11,387	9,014	426
	ATTEMPTS		5,231	388	1,222	1,420	2,128	73
750.373	Lottery - Sell/Possess Tickets	2	1		1			
	ATTEMPTS							
750.377A	Malicious Destruction Pers. Prop.	10	3	1	1		1	
	ATTEMPTS							
750.377A1A1	Malicious Destruction Pers. Prop., \$20K Or More	10	9	1		8		
	ATTEMPTS							
750.377A1B1	Malicious Destruction Pers. Prop., \$1K - <\$20K	5	295	38	38	114	105	
	ATTEMPTS		33	2	9	13	9	
750.377A1B2	Malicious Destruction Pers. Prop., \$200 - <\$1K - 2nd+ Offense	5	2		1		1	
	ATTEMPTS		1		1			
750.377A1C1	Malicious Destruction Pers. Prop., \$200 - <\$1K	1	153	1	43	44	56	9
	ATTEMPTS		1		1			
750.377A1C2	Malicious Destruction Pers. Prop., Under \$200 - 2nd Offense	MISD	1			1		
	ATTEMPTS							
750.377A1D	Malicious Destruction Pers. Prop., Under \$200	MISD	73		34	19	20	
	ATTEMPTS		1		1			
750.377AA	Malicious Destruction Pers. Prop.	4	1	1				
	ATTEMPTS							
750.379	Malicious Destruction of Prop., Bridges/Railroads/Locks	4	3			3		
	ATTEMPTS		4		3		1	
750.3802A	Malicious Destruction of Bldg., \$20K or More	10	7	3	1	2	1	
	ATTEMPTS		2	1			1	
750.3802B	Malicious Destruction of Bldg., \$1K - <\$20K - 3rd Offense	10	1				1	
	ATTEMPTS							
750.3803A	Malicious Destruction of Bldg., \$1K - <\$20K	5	108	24	11	48	25	
	ATTEMPTS		19	1	4	7	7	
750.3803B	Malicious Destruction of Bldg., \$200 - <\$1K - 2nd+ Offense	5	1	1				
	ATTEMPTS		1				1	
750.3804A	Malicious Destruction of Bldg., \$200 - <\$1K	1	54		23	18	13	
	ATTEMPTS		1		1			
750.3805	Malicious Destruction of Bldg., <\$200	MISD	43		25	9	9	
	ATTEMPTS							
750.380A	Malicious Destruction of Bldg., Over \$100 (Obsolete)	4	3		2		1	
	ATTEMPTS							
750.381	Malicious Destruction of Bldg., Gates/Fences	MISD	2		2			
	ATTEMPTS							
750.382	Mal. Destr. Trees/Shrubs/Crops/ Grass/Turf/Soil	10	1		1			
	ATTEMPTS							
750.3821A	Malicious Destruction of Property - Trees, Shrubs, Crops, Grass, Soil	MISD	3		2		1	
	ATTEMPTS							
750.3821B1	Mal. Destr. Trees/Shrubs/etc. \$200 - < \$1K	1	4		1	1	2	
	ATTEMPTS							
750.3821C1	Mal. Destr. Trees/Shrubs/etc. \$1K - <\$20K	5	6			1	5	
	ATTEMPTS		1				1	
750.383A	Malicious Destruction of Prop., Utility Prop.	4	31	3	3	15	10	
	ATTEMPTS		5		2	3		
750.3875A	Malicious Destruction of Tombs/ Memorials, \$1K - <\$20K	5	5	1		3	1	
	ATTEMPTS							

NOTE: Be sure to check for related offense codes when examining a particular type of crime. They may or may not be in sequential order or even on the same page. Offenders may have multiple dispositions.

A2a 2007 Criminal Court Dispositions by Offense and Type of Disposition – Non-Assaultive Offenses

Page 16 of 20

			DISPOSITIONS					
Compiled Laws	Offense	Max. Penalty	Total	Prison ¹	Jail	Jail/ Probation ²	Probation ²	Other ³
GRAND TOTAL			43,442	9,886	9,108	12,807	11,142	499
%				23%	21%	30%	25%	1%
VIOLATIONS			38,211	9,498	7,886	11,387	9,014	426
ATTEMPTS			5,231	388	1,222	1,420	2,128	73
750.390	Malicious Annoyance by Writing	MISD	1		1			
		ATTEMPTS						
750.411A	False Report of Crime	10	1				1	
		ATTEMPTS						
750.411A1A	False Report of Misdemeanor	MISD	15		6	1	6	2
		ATTEMPTS	1				1	
750.411A1B	False Report of Felony	4	203	17	31	60	89	6
		ATTEMPTS	56	1	11	12	30	2
750.411A3A	False Report/Threat of Bomb/ Harmful Device	4	36	5	4	17	10	
		ATTEMPTS	5		2	2	1	
750.411D	Ambulance - False Requests for Service	MISD	1			1		
		ATTEMPTS						
750.411N	Money Laundering - 2nd Degree	10	2	2				
		ATTEMPTS						
750.413	Motor Vehicle - Unlawful Drive Away	5	908	294	175	256	180	3
		ATTEMPTS	195	32	54	52	57	
750.414	Motor Vehicle - Unlawful Use	2	544	48	205	152	132	7
		ATTEMPTS	31		15	5	9	2
750.4151	Motor Vehicles - Conceal/Misrep. Identity w/out Intent to Mislead	4	1		1			
		ATTEMPTS	1					1
750.4152	Motor Vehicle - Conceal/Misrep. Identity to Mislead	4	22	3	3	10	6	
		ATTEMPTS	3		1			2
750.4155	Motor Vehicle - Possess/Deliver - ID Plates or Labels	4	2			2		
		ATTEMPTS						
750.4156	Motor Vehicle - Buy/Receive Part w/ ID Removed/Altered	10	1				1	
		ATTEMPTS						
750.416	Motor Vehicle - Tampering	MISD	2			1		1
		ATTEMPTS						
750.422	Perjury - Court Proceeding	LIFE	2	2				
		ATTEMPTS						
750.422-B	Perjury - Court Proceeding	15	11	2	3	4	2	
		ATTEMPTS	5	1		3	1	
750.423	Perjury - Other Than Court Proceeding	15	1	1				
		ATTEMPTS						
750.424-A	Perjury - Subornation, Other Than Court Proceeding	15	1	1				
		ATTEMPTS						
750.424-B	Perjury - Subornation, Court Proceeding	15	1	1				
		ATTEMPTS						
750.425-B	Perjury - Incite/Procure, Court Proceeding	5	1			1		
		ATTEMPTS	2		2			
750.439	Polygamy	4	4	1	1	1	1	
		ATTEMPTS						
750.448	Prostitution - Accost and Solicit	MISD	23	1	7	11	4	
		ATTEMPTS						
750.449	Prostitution - Admitting to Place of	MISD	1				1	
		ATTEMPTS						
750.449A	Prostitution - Engaging Services of	MISD	1			1		
		ATTEMPTS						

NOTE: Be sure to check for related offense codes when examining a particular type of crime. They may or may not be in sequential order or even on the same page. Offenders may have multiple dispositions.

A2a 2007 Criminal Court Dispositions by Offense and Type of Disposition — Non-Assaultive Offenses

Page 17 of 20

			DISPOSITIONS					
Compiled Laws	Offense	Max. Penalty	Total	Prison ¹	Jail	Jail/ Probation ²	Probation ²	Other ³
	GRAND TOTAL		43,442	9,886	9,108	12,807	11,142	499
	%			23%	21%	30%	25%	1%
	VIOLATIONS		38,211	9,498	7,886	11,387	9,014	426
	ATTEMPTS		5,231	388	1,222	1,420	2,128	73
750.451-D	Prostitution - 3rd+ Offense	2	78	12	35	16	15	
	ATTEMPTS							
750.452	Prostitution - Keeping House of	5	6		1	2	3	
	ATTEMPTS							
750.457	Prostitution - Accept Earnings	20	1				1	
	ATTEMPTS		2		1		1	
750.478A2	Public Officer - Attempt to Obstruct Official Duties	2	1				1	
	ATTEMPTS							
750.483A2A	Interfering w/ Crime Report	MISD	8		6		2	
	ATTEMPTS							
750.483A4A	Interfering w/ Police Investigation	MISD	3			1	2	
	ATTEMPTS							
750.483A6A	Tamper w/ Evidence	4	7	1		5	1	
	ATTEMPTS		6			3	3	
750.483A6B	Tamper w/ Evidence - Criminal Case	10	7	5		2		
	Max >10 yr Term		1	1				
	ATTEMPTS							
750.49-A	Animals - Fighting	4	5		3	1	1	
	ATTEMPTS							
750.49-B	Animals - Attend Fight	4	10	1	1	2	6	
	ATTEMPTS		1				1	
750.49-C	Animals - Fighting, Possess Equipment	4	3		1		2	
	ATTEMPTS		1		1			
750.490	Public Money - Safe Keeping	2	2			1	1	
	ATTEMPTS							
750.50	Animals - Abandoning/Cruelty	2	9	1	2	2	4	
	ATTEMPTS		1		1			
750.502D	Anhydrous Ammonia Container, Unauthorized Tampering	4	13	3	2	3	4	1
	ATTEMPTS		3			3		
750.505-A	Obstruction of Justice	5	36	11	6	11	8	
	ATTEMPTS		6	2	1	1	2	
750.505-B	Accessory After the Fact to Felony	5	82	23	13	30	16	
	ATTEMPTS		11	1	4	1	5	
750.505-C	Common Law Offenses	5	1	1				
	ATTEMPTS							
750.508	Police Radio Receivers/Scanners, Possess	MISD	2		2			
	ATTEMPTS							
750.5081	Police Radio Receivers/Scanners, Possess By Felon	MISD	1		1			
	ATTEMPTS							
750.5082A	Police Radio Receivers/Scanners, Possess By Felon	MISD	2		2			
	ATTEMPTS							
750.5082B	Police Radio Receivers/Scanners, Use in Commission of Felony	2	5	2	1	2		
	ATTEMPTS		2			2		
750.509	Police Radio Station - False Report	MISD	5	1		4		
	ATTEMPTS							
750.50B	Animals - Kill/Torture	4	22	11	2	9		
	ATTEMPTS		8	1	3	3	1	
750.522A	Littering - Private Property	MISD	1		1			
	ATTEMPTS							

NOTE: Be sure to check for related offense codes when examining a particular type of crime. They may or may not be in sequential order or even on the same page. Offenders may have multiple dispositions.

A2a 2007 Criminal Court Dispositions by Offense and Type of Disposition – Non-Assaultive Offenses

Page 18 of 20

			DISPOSITIONS					
Compiled Laws	Offense	Max. Penalty	Total	Prison ¹	Jail	Jail/ Probation ²	Probation ²	Other ³
GRAND TOTAL			43,442	9,886	9,108	12,807	11,142	499
%				23%	21%	30%	25%	1%
VIOLATIONS			38,211	9,498	7,886	11,387	9,014	426
ATTEMPTS			5,231	388	1,222	1,420	2,128	73
750.535	Stolen Prop. - Receive & Conceal (Obsolete)	10 ATTEMPTS	5	1	1		3	
750.535-A	Stolen Prop. - Receive & Conceal, >\$100 (Obsolete)	5 ATTEMPTS	2		1		1	
750.5352A	Stolen Prop. - Receive & Conceal, \$20K or More	10 ATTEMPTS	3		3			
750.5352B	Stolen Prop. - Receive & Conceal, \$1K - <\$20K - 3rd+ Offense	10 ATTEMPTS	73	18	11	16	27	1
750.5353A	Stolen Prop. - Receive & Conceal, \$1K - <\$20K	5 ATTEMPTS	11	3	3	1	4	
750.5353B	Stolen Prop. - Receive & Conceal, \$200 - <\$1K - 2nd+ Offense	5 ATTEMPTS	4	2	1	1		
750.5354A	Stolen Prop. - Receive & Conceal, \$200 - <\$1K	1 ATTEMPTS	512	128	128	151	101	4
750.5355	Stolen Prop. - Receive & Conceal, Under \$200	MISD ATTEMPTS	114	7	38	38	29	2
750.5357	Stolen Prop. - Receive & Conceal, Motor Vehicle	5 ATTEMPTS	8	5	2		1	
750.535A	Motor Vehicles - Operate Chop Shop	10 ATTEMPTS	1		1			
750.535A2	Motor Vehicles - Operate Chop Shop	10 ATTEMPTS	93		34	27	30	2
750.535A3	Motor Vehicles - Operate Chop Shop - 2nd Offense	10 ATTEMPTS	1				1	
750.535B	Weapons - Firearms, Receive & Conceal	10 ATTEMPTS	43	3	18	4	16	2
750.539C	Eavesdropping	2 ATTEMPTS	1,230	285	230	309	404	2
750.539D	Eavesdropping - Install/Use	2 ATTEMPTS	169	5	71	23	70	
750.539D3A2	Eavesdropping - Install/Use Device, 2nd Offense	5 ATTEMPTS	2		1		1	
750.540	Telephone - Tap/Cut Lines	2 ATTEMPTS	1		1			
750.5405A	Interfere w/Electronic Communications	2 ATTEMPTS	37	7	7	5	18	
750.540C4	Telecommunications - Access Device Violations	4 ATTEMPTS	3	1		2		
750.540E	Telecommunications - Malicious Use	MISD ATTEMPTS	1			1		
750.543M	Terrorism - False Report or Threat	20 ATTEMPTS	107	43	10	34	19	1
750.552	Trespass	MISD ATTEMPTS	19	1	3	10	5	
750.552B	Trespass - State Correctional Facility	4 ATTEMPTS	3		2	1		
750.552c	Trespass Upon Key Facility	4 ATTEMPTS	15	1	5	9		
			1			1	1	
			48	14	21	10	3	
			5			3	2	
			126	10	25	61	30	
			11		4	5	2	
			2		1	1		
			1			1		
			35		12	14	9	
			1	1				
			3			1	2	
			23		11	1	11	
			1				1	
			1				1	

NOTE: Be sure to check for related offense codes when examining a particular type of crime. They may or may not be in sequential order or even on the same page. Offenders may have multiple dispositions.

A2a 2007 Criminal Court Dispositions by Offense and Type of Disposition — Non-Assaultive Offenses

Page 19 of 20

			DISPOSITIONS					
Compiled Laws	Offense	Max. Penalty	Total	Prison ¹	Jail	Jail/ Probation ²	Probation ²	Other ³
	GRAND TOTAL		43,442	9,886	9,108	12,807	11,142	499
	%			23%	21%	30%	25%	1%
	VIOLATIONS		38,211	9,498	7,886	11,387	9,014	426
	ATTEMPTS		5,231	388	1,222	1,420	2,128	73
750.57	Animals - Burial	MISD	1					1
	ATTEMPTS							
750540E1A	Telecommunications - Malicious Use, Threaten Harm of Person/Property	MISD	2			2		
	ATTEMPTS							
752.1003	Health Care Fraud	4	2		2			
	ATTEMPTS							
752.10031	Health Care Fraud - False Claim	4	9			2	7	
	ATTEMPTS		2			1		1
752.10032	Health Care Fraud - Medically Unnecessary	4	2			1	1	
	ATTEMPTS							
752.10033	Health Care Fraud - False Statement	4	1				1	
	ATTEMPTS		2			2		
752.1005	Health Care Fraud - Conspiracy	10	2		1	1		
	ATTEMPTS		1			1		
752.10541	Copying Audio/Video Recordings for Gain - Misdemeanor	MISD	3				3	
	ATTEMPTS							
752.10542	Copy Audio/Video for Gain - Felony	5	77	7	4	17	49	
	ATTEMPTS		32	1	2	11	18	
752.272	Chemical Agents - Prohibited Uses	MISD	1		1			
	ATTEMPTS							
752.796	Computers - Use to Violate Theft Statute	10	1				1	
	ATTEMPTS							
752.7971B1	Computers - Fraudulent Access, \$200 - <\$1K	1	4				4	
	ATTEMPTS							
752.7971C1	Computers - Fraudulent Access, \$1K - <\$20K	5	3	1		1	1	
	ATTEMPTS							
752.7972A	Computers - Unauthorized Access	5	4		1		3	
	ATTEMPTS							
752.7973A	Computers - Use to Commit Crime Max 1 Yr or Less	1	3			2	1	
	ATTEMPTS							
752.7973B	Computers - Use to Commit Crime Max >1 Yrs - <2 Yrs	2	2			2		
	ATTEMPTS		1			1		
752.7973C	Computers - Use to Commit Crime Max 2 yrs - <4 yrs	4	12	1		7	4	
	ATTEMPTS							
752.7973D	Computers - Use to Commit Crime Max 4 yrs - <10 yrs	7	79	28	2	24	24	1
	ATTEMPTS							
752.7973E	Computers - Use to Commit Crime Max 10 yrs - <20 yrs	10	15	7		7	1	
	ATTEMPTS		1			1		
752.7973F	Computers - Use to Commit Crime Max 20 yrs or More	20	34	34				
	ATTEMPTS							
752.811	Breaking & Entering - Coin Operated Device	3	1		1			
	ATTEMPTS							
752.811A	Breaking & Entering - Coin Operated Device	3	69	13	23	14	19	
	ATTEMPTS		4		2	1	1	
752.811B	Breaking & Entering - Possess Tool to Open Coin-Operated Device	3	2		1	1		
	ATTEMPTS							
767A.91A	Prosecutor's Investigative Perjury	15	2			1	1	
	ATTEMPTS							

NOTE: Be sure to check for related offense codes when examining a particular type of crime. They may or may not be in sequential order or even on the same page. Offenders may have multiple dispositions.

A2a 2007 Criminal Court Dispositions by Offense and Type of Disposition — Non-Assaultive Offenses

Page 20 of 20

			DISPOSITIONS					
			Total	Prison ¹	Jail	Jail/ Probation ²	Probation ²	Other ³
GRAND TOTAL			43,442	9,886	9,108	12,807	11,142	499
%				23%	21%	30%	25%	1%
VIOLATIONS			38,211	9,498	7,886	11,387	9,014	426
ATTEMPTS			5,231	388	1,222	1,420	2,128	73
Compiled Laws	Offense	Max. Penalty						
767A.91B	Prosecutor's Investigative Subpoena Perjury	LIFE ATTEMPTS	5	4			1	
769.10	Habitual Offender - 2nd Offense	LIFE ATTEMPTS	6		4	1	1	
769.12	Habitual Offender - 4th Offense	LIFE ATTEMPTS	7	1		3	3	
780.62	Abscond on Misdemeanor Bond	MISD ATTEMPTS	1		1			
800.2811	Prisons - Furnish Contraband to Prisoner in Prison	5 ATTEMPTS	13	2	4	7		
800.2813	Prisons - Bring Contraband Into Prison	5 ATTEMPTS	2			2		
800.2814	Prisons - Prisoner Possessing Contraband	5 ATTEMPTS	18	9	3	6		
800.2833	Prisons - Bring Weapon into	5 ATTEMPTS	4		2	2		
800.2834	Prisons - Prisoner Possessing Weapon	5 ATTEMPTS	39	34	2	3		
801.2621A	Jails - Bring Weapon Into	5 ATTEMPTS	10	9	1			
801.2622	Jails - Prisoner Possess Weapon	5 ATTEMPTS	1	1				
801.2631	Jails - Furnish Contraband to Prisoner	5 ATTEMPTS	49	49				
801.2632	Jails - Prisoner Possessing Contraband	5 ATTEMPTS	12	12				
			1			1		
			6	3	1	2		
			1	1				
			8	2	5		1	
			6		2	3	1	
			73	21	23	15	14	
			9		5	3		1

NOTE: Be sure to check for related offense codes when examining a particular type of crime. They may or may not be in sequential order or even on the same page. Offenders may have multiple dispositions.

¹ Includes HYTA Prison

² Includes Delayed and Suspended Sentences, HYTA Probation, and SAI Probation

³ Includes Restitution, Fines, Costs, Community Service and DHS sentences

SOURCE: OMNI BIR Extract

A2b 2007 Criminal Court Dispositions by Offense and Type of Disposition — Drug Offenses

Page 1 of 4

			DISPOSITIONS					
Compiled Laws	Offense	Max. Penalty	Total	Prison ¹	Jail	Jail/ Probation ²	Probation ²	Other ³
	GRAND TOTAL		22,016	2,775	5,315	6,201	7,559	166
	%			13%	24%	28%	34%	1%
	VIOLATIONS		19,728	2,677	4,855	5,658	6,384	154
	ATTEMPTS		2,288	98	460	543	1,175	12
333.17766	Contr. Sub. - Drugs, Obtain by False Rx	MISD	1		1			
		ATTEMPTS						
333.17766B	Contr. Sub. - Drugs, Obtain by False Representation	MISD	1				1	
		ATTEMPTS						
333.17766C	Contr. Sub. - Drugs, Falsely Make/Utter/Publish/Pass/Alter/Forge Rx	2	5		3	1	1	
		ATTEMPTS						
333.17766C1	Contr. Sub. - Ephedrine/Pseudoephedrine Posses >12 grams	2	9		6	1	2	
		ATTEMPTS						
333.17766D	Contr. Sub. - Drugs, Knowingly Posses False/Forged/Altered Rx	MISD	6		3		3	
		ATTEMPTS						
333.17766E	Contr. Sub. - Drugs, Knowingly Attempts to Possess False/Forged/Altered Rx	MISD	9		5		3	1
		ATTEMPTS						
333.17766F	Contr. Sub. - Drugs, Possess/Control Rx for Purpose of Resale/Dispensory	MISD	1		1			
		ATTEMPTS						
333.73022	Controlled Substances - Drugs, Label Alteration/Defacement	MISD	1				1	
		ATTEMPTS						
333.7341	Contr. Sub. - Imitation Mfg/Distribution	2	1				1	
		ATTEMPTS						
333.73413	Contr. Sub. - Imitation Mfg/Distribution	2	124	19	64	20	21	
		ATTEMPTS	2		1		1	
333.73416	Contr. Sub. - Imitation Advertising	1	1			1		
		ATTEMPTS						
333.7401	Contr. Sub. - Delivery/Manufacture	LIFE	1		1			
		ATTEMPTS						
333.74011	Contr. Sub. - Del/Mfg/Possess	LIFE	1		1			
		ATTEMPTS						
333.74012A	Contr. Sub. - Del/Mfg (Narcotic or Cocaine)	LIFE	12		12			
		ATTEMPTS	2	1	1			
333.74012A1	Contr. Sub. - Del/Mfg 1,000+ Grams (Narc. or Cocaine)	LIFE	27	27				
		ATTEMPTS						
333.74012A2	Contr. Sub. - Del/Mfg 450 - 999 Grams (Narc. or Cocaine)	30	30	29			1	
		ATTEMPTS						
333.74012A3	Contr. Sub. - Del/Mfg 50 - 449 Grams (Narc. or Cocaine)	20	215	190	4	8	12	1
		ATTEMPTS	5	3			2	
333.74012A4	Contr. Sub. - Del/Mfg Under 50 Grams (Narc. or Cocaine)	20	3,391	950	684	906	838	13
		ATTEMPTS	898	62	183	202	450	1
333.74012B	Contr. Sub. - Del/Mfg (Sched. 1-3), Meth/Ecstasy	20	2			1	1	
		ATTEMPTS						
333.74012B-A	Contr. Sub. - Del/Mfg (Sched. 1-3), Except Marijuana	7	256	37	40	95	84	
		ATTEMPTS	19		2	8	9	
333.74012B-B	Contr. Sub. - Del/Mfg (Subs added Sched. 1-3 by Rule)	7	7	1	3	1	2	
		ATTEMPTS						
333.74012B1	Contr. Sub. - Del/Mfg Meth/Ecstasy	20	232	140	4	41	47	
		ATTEMPTS	30	5	2	10	13	
333.74012C-A	Contr. Sub. - Del/Mfg (Sched. 4)	4	67	7	11	28	21	
		ATTEMPTS	1			1		
333.74012C-B	Contr. Sub. - Del/Mfg (Added to Sched. 4 by Board Rule)	4	7		1	2	4	
		ATTEMPTS	2			1	1	

NOTE: Be sure to check for related offense codes when examining a particular type of crime. They may or may not be in sequential order or even on the same page. Offenders may have multiple dispositions.

A2b 2007 Criminal Court Dispositions by Offense and Type of Disposition – Drug Offenses

Page 2 of 4

			DISPOSITIONS					
Compiled Laws	Offense	Max. Penalty	Total	Prison ¹	Jail	Jail/ Probation ²	Probation ²	Other ³
GRAND TOTAL			22,016	2,775	5,315	6,201	7,559	166
%				13%	24%	28%	34%	1%
VIOLATIONS			19,728	2,677	4,855	5,658	6,384	154
ATTEMPTS			2,288	98	460	543	1,175	12
333.74012D	Contr. Sub. - Del/Mfg (Sched. 5)	2	5		3	2		
	ATTEMPTS		2				2	
333.74012D1	Contr. Sub. - Del/Mfg 45 or More Kilograms Marijuana	15	22	11	2	4	3	2
	ATTEMPTS		3	1			2	
333.74012D2	Contr. Sub. - Del/Mfg 5 to <45 Kilograms Marijuana	7	115	9	18	46	41	1
	ATTEMPTS		4	1		2	1	
333.74012D3	Contr. Sub. - Del/Mfg Marijuana	4	3,188	302	588	1,032	1,243	23
	ATTEMPTS		478	7	70	128	270	3
333.74012F	Prescription Forms - Del/Mfg/Intent	7	21	4	7	6	4	
	ATTEMPTS		1				1	
333.7401C2A	Contr. Sub. - Operate/Maintain Lab	10	30	4	8	9	9	
	ATTEMPTS		2	1	1			
333.7401C2B	Contr. Sub. - Operate/Maintain Lab Near Minor	20	5	4		1		
	ATTEMPTS		1				1	
333.7401C2C	Contr. Sub. - Operate/Maintain Lab Involving Hazardous Waste	20	7	7				
	ATTEMPTS							
333.7401C2D	Contr. Sub. - Operate/Maintain Lab Near Specified Places	20	6	6				
	ATTEMPTS							
333.7401C2F	Contr. Sub. - Operate/Maintain Lab Involving Meth	20	123	64	10	24	24	1
	ATTEMPTS		10	2	2	4	2	
333.74022A	Contr. Sub. - Create/Del./Intent Counterfeit (Narcotic)	10	5	1	2	1	1	
	ATTEMPTS		3			2	1	
333.74022B	Contr. Sub. - Create/Del./Intent Counterfeit (Sched. 1-3)	5	5		2	3		
	ATTEMPTS							
333.74022C	Contr. Sub. - Create/Del./Counterfeit Sub. (Sched. 4)	4	3	2			1	
	ATTEMPTS							
333.74022E	Contr. Sub. - Create/Deliver Analogue	15	14	4	1	7	2	
	ATTEMPTS							
333.74032A	Contr. Sub. - Possess	LIFE	1	1				
	ATTEMPTS							
333.74032A2	Contr. Sub. - Possess 450 - 999 Grams (Narcotic)	30	4	4				
	ATTEMPTS							
333.74032A3	Contr. Sub. - Possess 50 - 449 Grams (Narcotic)	20	23	18	1	3	1	
	ATTEMPTS							
333.74032A4	Contr. Sub. - Possess 25 - 49 Grams (Narcotic)	4	52	10	9	17	16	
	ATTEMPTS		3		3			
333.74032A5	Contr. Sub. - Possess <25 Grams (Narcotic)	4	6,573	522	1,828	1,884	2,293	46
	ATTEMPTS		570	7	139	115	306	3
333.74032B	Contr. Sub. - Possess Analogues/Sched. 1-4	2	7		2	4	1	
	ATTEMPTS							
333.74032B-A	Contr. Sub. - Possess Analogues/Sched. 1-4	2	1,040	54	217	332	428	9
	ATTEMPTS		40	1	14	3	21	1
333.74032B-B	Contr. Sub. - Possess Analogues/Sched. 1-4	2	51	1	8	9	33	
	ATTEMPTS		3		1		2	
333.74032B1	Contr. Sub. - Possess Methamphetamine	10	534	78	121	179	153	3
	ATTEMPTS		61	1	8	25	27	
333.74032C-A	Contr. Sub. - Possess Sched. 5	1	10		6	2	2	
	ATTEMPTS							

NOTE: Be sure to check for related offense codes when examining a particular type of crime. They may or may not be in sequential order or even on the same page. Offenders may have multiple dispositions.

A2b 2007 Criminal Court Dispositions by Offense and Type of Disposition — Drug Offenses

Page 3 of 4

				DISPOSITIONS					
Compiled Laws		Offense	Max. Penalty	Total	Prison ¹	Jail	Jail/ Probation ²	Probation ²	Other ³
GRAND TOTAL				22,016	2,775	5,315	6,201	7,559	166
%					13%	24%	28%	34%	1%
VIOLATIONS				19,728	2,677	4,855	5,658	6,384	154
ATTEMPTS				2,288	98	460	543	1,175	12
333.74032D	Contr. Sub. - Possess Marijuana		1	1,873	42	735	545	517	34
		ATTEMPTS		11		2	6	2	1
333.74032F	Prescription Forms - Possession		MISD	3		1		2	
		ATTEMPTS							
333.74042	Controlled Substance - Possession		MISD	6		5			1
		ATTEMPTS							
333.74042A	Contr. Sub. - Use (Narcotic/Cocaine/ Meth/Ecstasy)		1	201	1	93	37	63	7
		ATTEMPTS		1				1	
333.74042B	Contr. Sub. - Use		1	184	1	31	39	111	2
		ATTEMPTS		1		1			
333.74042C	Contr. Sub. - Use, Sched. 5 or LSD, Etc.		MISD	1			1		
		ATTEMPTS							
333.74042D	Contr. Sub. - Use of Marijuana		MISD	27	1	11		4	11
		ATTEMPTS							
333.7405A	Contr. Sub. - Licensee, Prescription Violations		2	1				1	
		ATTEMPTS							
333.7405D	Contr. Sub. - Maintain Drug House		2	764	65	195	254	241	9
		ATTEMPTS		30		6	9	14	1
333.7405E	Contr. Sub. - Maintain Drug House		2	2				2	
		ATTEMPTS							
333.74071A	Contr. Sub. - Licensee Distribute w/o Order Form		4	3			1	2	
		ATTEMPTS							
333.74071C	Contr. Sub. - Obtain by Fraud		4	250	18	67	70	95	
		ATTEMPTS		94	5	21	26	40	2
333.74071G	Contr. Sub. - Counterfeit Prescription Form		4	13	2	3	1	7	
		ATTEMPTS		4		1		3	
333.7407A-A	Contr. Sub. - Induce Person to Commit Felony		LIFE	1			1		
		ATTEMPTS							
333.7407A1-A	Contr. Sub. - Attempt Felony		LIFE	16	4	3	5	4	
		ATTEMPTS		2		1		1	
333.7407A1(B)	Controlled Substance - Fraud		4						
		ATTEMPTS		1		1			
333.7407AA	Contr. Sub. - Inducing Person to Violate - Life Felony		VAR	7		5		2	
		ATTEMPTS							
333.74101-A	Contr. Sub. - Deliver to Minor <50 Grams (Narcotic/Cocaine)		40	2	2				
		ATTEMPTS							
333.74101-D	Contr. Sub. - Delivery to Minor, Sched. 4 and Marijuana		8	14	4	1	3	6	
		ATTEMPTS							
333.74102	Contr. Sub. - Distribution w/o Remuneration (Marijuana)		60	8		3	3	1	1
		ATTEMPTS							
333.74102-A	Contr. Sub. - Deliver <50 Grams, School Prop. (Narc/Cocaine)		60	24	22			2	
		ATTEMPTS							
333.74103	Contr. Sub. - Intent Deliver <50 Grams, School Prop (Narc.)		40	7	6		1		
		ATTEMPTS		2	1			1	
333.74104-A	Contr. Sub. - Possess on School/ Library Prop. (Narc./Coc.) <25 Grams		8	3			3		
		ATTEMPTS							
333.74104-B	Contr. Sub. - Possess on School/ Library Property (Sched.1-4)		4	1				1	
		ATTEMPTS		2			1	1	

NOTE: Be sure to check for related offense codes when examining a particular type of crime. They may or may not be in sequential order or even on the same page. Offenders may have multiple dispositions.

A2b 2007 Criminal Court Dispositions by Offense and Type of Disposition — Drug Offenses

Page 4 of 4

			DISPOSITIONS					
			Total	Prison ¹	Jail	Jail/ Probation ²	Probation ²	Other ³
GRAND TOTAL			22,016	2,775	5,315	6,201	7,559	166
%				13%	24%	28%	34%	1%
VIOLATIONS			19,728	2,677	4,855	5,658	6,384	154
ATTEMPTS			2,288	98	460	543	1,175	12
Compiled Laws	Offense	Max. Penalty						
333.74104-C	Contr. Sub. - Possess on School/ Library Property (Sched. 5)	2 ATTEMPTS	2		1	1		
333.74104-D	Contr. Sub. - Possess Marijuana, on School/Library Property	2 ATTEMPTS	30	2	8	10	10	
333.7410A	Contr. Sub. - Deliver/Possess in Park	2 ATTEMPTS	1			1		
333.74132	Contr. Sub. - 2nd+ Offense - Double Penalty	VAR ATTEMPTS	27	1	15	6	5	
333.7416	Contr. Sub. - Induce Minor to Felony	LIFE ATTEMPTS	1			1		
333.7454	Contr. Sub. - Sale of Paraphernalia	MISD ATTEMPTS	2		1		1	
335.07	Marihuana, Possession	MISD ATTEMPTS	3			1	2	

NOTE: Be sure to check for related offense codes when examining a particular type of crime. They may or may not be in sequential order or even on the same page. Offenders may have multiple dispositions.

¹ Includes HYTA Prison

² Includes Delayed and Suspended Sentences, HYTA Probation, and SAI Probation

³ Includes Restitution, Fines, Costs, Community Service and DHS sentences

SOURCE: OMNI BIR Extract

A2c 2007 Criminal Court Dispositions by Offense and Type of Disposition — Assaultive Offenses

Page 1 of 10

			DISPOSITIONS					
Compiled Laws	Offense	Max. Penalty	Total	Prison ¹	Jail	Jail/ Probation ²	Probation ²	Other ³
GRAND TOTAL			21,117	8,670	3,509	4,862	3,931	145
%				41%	17%	23%	18%	1%
VIOLATIONS			19,339	8,362	3,100	4,282	3,471	124
ATTEMPTS			1,778	308	409	580	460	21
257.602A	Police Officer - Flee (Vehicle Code)	15 ATTEMPTS	3		3			
257.602A2	Police Officer - Flee - 4th Degree (Vehicle Code)	2 ATTEMPTS	455	74	119	155	101	6
257.602A3	Police Officer - Flee - 3rd Degree (Vehicle Code)	4 ATTEMPTS	40	1	12	12	13	2
257.602A3-A	Police Officer - Flee - 3rd Degree (Vehicle Code)	5 ATTEMPTS	1		1			
257.602A4-A	Police Officer - Flee - 2nd Degree (Vehicle Code)	10 ATTEMPTS	1		1			
257.602A5	Police Officer - Flee - 1st Degree (Vehicle Code)	15 ATTEMPTS	904	304	172	188	239	1
257.617	Fail to Stop at Accident - Serious Impairment/Death	5 ATTEMPTS	41	4	12	11	14	
257.6173	Fail to Stop at Accident - At Fault Death Result	15 ATTEMPTS	68	44	2	11	11	
257.6254	Operating Vehicle Intoxicated, Causing Death	15 ATTEMPTS	1	1				
257.6254A	Operating Vehicle Intoxicated, Causing Death	15 ATTEMPTS	2	2				
257.6255-A	Operating Vehicle Intoxicated, Causing Serious Injury	5 ATTEMPTS	46	19	2	21	4	
257.6259B	Allow Intoxicated Person to Operate, Cause Death	5 ATTEMPTS	1			1		
257.6259C	Allow Intoxicated Person to Operate, Cause Serious Injury	2 ATTEMPTS	16	13		1	2	
257.626	Driving - Reckless	MISD ATTEMPTS	70	68		2		
257.626C	Driving - Felonious	2 ATTEMPTS	2	2				
257.653A3	Emergency Vehicle - Careless Passing Injury Result	2 ATTEMPTS	1	1				
257.9044	Operate - License Susp./Rev./Denied, Causing Death	15 ATTEMPTS	163	59	4	74	26	
257.9045	Operate - License Susp./Rev./Denied, Causing Serious Injury	5 ATTEMPTS	3	1		1	1	
257.9047-A	Allow Suspended Person to Operate, Causing Serious Injury	2 ATTEMPTS	1			1		
259.80F2	Airports - Possessing Weapon in Sterile Area	MISD ATTEMPTS	2		1	1		
259.80F3	Airports - Possess/Place Weapon on Aircraft	10 ATTEMPTS	34	5	2	18	9	
287.3232	Dangerous Animal, Causing Serious Injury	4 ATTEMPTS	3		1			1
287.3233	Dangerous Animal, Causing Injury	MISD ATTEMPTS	1				1	
324.80172	Marine Safety, Negligence Cause Injury/Death	2 ATTEMPTS	3	3				
			1			1		

NOTE: Be sure to check for related offense codes when examining a particular type of crime. They may or may not be in sequential order or even on the same page. Offenders may have multiple dispositions.

A2c 2007 Criminal Court Dispositions by Offense and Type of Disposition — Assaultive Offenses

Page 2 of 10

			DISPOSITIONS					
Compiled Laws	Offense	Max. Penalty	Total	Prison ¹	Jail	Jail/ Probation ²	Probation ²	Other ³
GRAND TOTAL			21,117	8,670	3,509	4,862	3,931	145
%				41%	17%	23%	18%	1%
VIOLATIONS			19,339	8,362	3,100	4,282	3,471	124
ATTEMPTS			1,778	308	409	580	460	21
324.801764	Marine Safety, Operating Under Influence, Death	15 ATTEMPTS	1	1				
324.801765	Marine Safety, Operating Under Influence, Serious Injury	5 ATTEMPTS	3	1		1	1	
324.811348	ORV - OUIL Cause Serious Injury	5 ATTEMPTS	3	1	1	1		
324.821582	Snowmobiles - Flee and Elude	MISD ATTEMPTS	2		1	1		
333.5210	AIDS - Sexual Penetration w/ Uninformed Partner	4 ATTEMPTS	5	4			1	
722.675	Distribute Obscene Matter to Children	2 ATTEMPTS	10	2	1	6	1	
750.10A	Sexually Delinquent Person	LIFE ATTEMPTS	2				2	
750.110A2	Home Invasion - 1st Degree	20 ATTEMPTS	5	4	1			
750.1227B	Witness - Bribe/Intimidate/ Interfere	10 ATTEMPTS	632	438	9	88	94	3
750.1227C	Witness - Intimidate/Threaten to Kill or Injure	15 ATTEMPTS	140	38	24	43	35	
750.1228	Witness - Retaliate Against	10 ATTEMPTS	11	6	2	3		
750.135	Children - Abandonment	10 ATTEMPTS	5	1	1	1	2	
750.136B2	Child Abuse - 1st Degree	15 ATTEMPTS	9	7		2		
750.136B3	Child Abuse - 2nd Degree	4 ATTEMPTS	3	2			1	
750.136B4	Child Abuse - 3rd Degree	2 ATTEMPTS	3		1		2	1
750.136B5	Child Abuse - 4th Degree	1 ATTEMPTS	35	32		3		
750.142	Children - Furnish Obscenity to	MISD ATTEMPTS	3	1	1		1	
750.145	Children - Contribute to Delinquency	MISD ATTEMPTS	101	24	14	38	25	
750.145A	Accost/Solicit Child for Immoral Purposes	1 ATTEMPTS	2		1		1	
750.145A-A	Children - Accost for Immoral Purposes	4 ATTEMPTS	153	8	28	54	62	1
750.145C	Child Sexually Abusive Activity	20 ATTEMPTS	4			1	3	
750.145C2	Child Sexually Abusive Activity	20 ATTEMPTS	49		10	7	30	2
750.145C3	Child Sexually Abusive Activity, Promote or Distribute	7 ATTEMPTS	2		1	1		
750.145C4	Child Sexually Abusive Material, Possess	4 ATTEMPTS	77		16	11	48	2
			1				1	
			2				2	
			78	26	4	35	13	
			15	1	2	10	2	
			1				1	
			84	75	2	6	1	
			2	1	1			
			28	15		12	1	
			1	1				

NOTE: Be sure to check for related offense codes when examining a particular type of crime. They may or may not be in sequential order or even on the same page. Offenders may have multiple dispositions.

A2c 2007 Criminal Court Dispositions by Offense and Type of Disposition — Assaultive Offenses

Page 3 of 10

			DISPOSITIONS					
Compiled Laws	Offense	Max. Penalty	Total	Prison ¹	Jail	Jail/ Probation ²	Probation ²	Other ³
	GRAND TOTAL		21,117	8,670	3,509	4,862	3,931	145
	%			41%	17%	23%	18%	1%
	VIOLATIONS		19,339	8,362	3,100	4,282	3,471	124
	ATTEMPTS		1,778	308	409	580	460	21
750.145C4-A	Child Sexually Abusive Material, Possess	4 ATTEMPTS	150	76	10	56	7	1
750.145D2B	Computer/Internet - Plan Crime w/ Other, Max 1 - <2 yrs	2 ATTEMPTS	4			3	1	
750.145D2C	Computer/Internet - Plan Crime w/ Other, Max 2 - <4 yrs	4 ATTEMPTS	1			1		
750.145D2D	Computer/Internet - Plan Crime w/ Other, Max 4 - <10 yrs	4 ATTEMPTS	60	21	1	27	11	
750.145D2E	Computer/Internet - Plan Crime w/ Other, Max 10 - <15 yrs	10 ATTEMPTS	66	31	1	19	15	
750.145D2F	Computer/Internet - Plan Crime w/ Other, Max 15+ yrs	15 ATTEMPTS	4	4				
750.145N1	Vulnerable Adult Abuse - 1st Degree	20 ATTEMPTS	57	43	1	10	3	
750.145N2	Vulnerable Adult Abuse - 2nd Degree	15 ATTEMPTS	1				1	
750.145N3	Vulnerable Adult Abuse - 3rd Degree	4 ATTEMPTS	4			3	1	
750.145N4	Vulnerable Adult Abuse - 4th Degree	2 ATTEMPTS	1			1		
750.157B2	Homicide - Solicitation of Murder	2 ATTEMPTS	6			2	4	
750.157C	Minors - Induce to Commit Felony	1 ATTEMPTS	2				2	
750.158	Sodomy	LIFE ATTEMPTS	9	9				
750.1671F	Disorderly Person - Obscene Conduct	VAR ATTEMPTS	1		1		1	
750.197C-A	Assault of Prison Employee	15 ATTEMPTS	2	1		1		
750.197C-B	Escape - From Jail Through Violence	MISD ATTEMPTS	7		4	1	1	1
750.200I1A	Harmful Devices - Unlawful Possession/Use	4 ATTEMPTS	77	58	11	3	5	
750.200J1A-A	Harmful Devices - Imitation - Unlawful Possession or Use	4 ATTEMPTS	10	4	4	1	1	
750.200J1AA	Harmful Devices - Imitation - Unlawful Possession or Use	5 ATTEMPTS	2	2				
750.204A	Explosives - Send w/Intent to Frighten	5 ATTEMPTS	1				1	
750.2072A	Explosives - Place Near Property	15 ATTEMPTS	1				1	
750.2072B	Explosives - Place Near Property Cause Property Damage	20 ATTEMPTS	1	1				
750.209-B	Explosives - Place w/Intent to Alarm	5 ATTEMPTS	2		1		1	
750.209A	Explosives - Possess w/Intent to Terrorize	10 ATTEMPTS	1				1	

NOTE: Be sure to check for related offense codes when examining a particular type of crime. They may or may not be in sequential order or even on the same page. Offenders may have multiple dispositions.

A2c 2007 Criminal Court Dispositions by Offense and Type of Disposition — Assaultive Offenses

Page 4 of 10

			DISPOSITIONS					
Compiled Laws	Offense	Max. Penalty	Total	Prison ¹	Jail	Jail/ Probation ²	Probation ²	Other ³
		GRAND TOTAL	21,117	8,670	3,509	4,862	3,931	145
		%		41%	17%	23%	18%	1%
		VIOLATIONS	19,339	8,362	3,100	4,282	3,471	124
		ATTEMPTS	1,778	308	409	580	460	21
750.2102A	Explosives - Possess Bomb w/ Unlawful Intent	15 ATTEMPTS	1			1		
750.211A2A	Explosives - Mfg/Possess Explosive/ Other w/Malicious Intent	15 ATTEMPTS	7		1	5	1	
750.211A2A-A	Explosives - Mfg/Possess Molotov Cocktail	4 ATTEMPTS	2		1	1		
750.211A2B	Explosives - Mfg/Possess Molotov Cocktail/Other w/Prop. Damage	20 ATTEMPTS	4	1		2		1
750.213	Extortion	20 ATTEMPTS	11	7		3	1	
750.224D2	Weapons - Dangerous Weapon, Self-Defense Spray	2 ATTEMPTS	10	4	1	3	2	
750.233	Weapons - Firearms, Aim w/o Malice	MISD ATTEMPTS	2			1	1	
750.233	Weapons - Firearms, Aim w/o Malice	MISD ATTEMPTS	11		2	2	7	
750.234	Weapons - Firearms, Discharge/Aim w/o Malice and Injury	1 ATTEMPTS	7	1		1	5	
750.234A	Weapons - Firearms, Discharge from Vehicle	4 ATTEMPTS	35	16	6	8	5	
750.234B	Weapons - Firearms, Discharge in/at Bldg.	4 ATTEMPTS	1	1				
750.234B	Weapons - Firearms, Discharge in/at Bldg.	4 ATTEMPTS	69	29	4	16	16	4
750.234C	Weapons - Firearms, Discharge at Emergency/Police Vehicle	4 ATTEMPTS	6		1	5		
750.234C	Weapons - Firearms, Discharge at Emergency/Police Vehicle	4 ATTEMPTS	2	1		1		
750.237	Weapons - Firearms - Under the Influence Causing Serious Impairment	5 ATTEMPTS	42		19	10	13	
750.2373	Weapons - Firearms, Discharge OUIL Cause Impairment	5 ATTEMPTS	1			1		
750.240	Willfully Raise False Fire Alarm	1 ATTEMPTS	2	1	1			
750.316	Homicide	LIFE ATTEMPTS	3	3				
750.316-A	Homicide - Murder 1st Degree, Premeditated	LIFE ATTEMPTS	85	85				
750.316-B	Homicide - Felony Murder	LIFE ATTEMPTS	54	54				
750.316-C	Homicide - Open Murder, Statutory Short Form	LIFE ATTEMPTS	17	17				
750.317	Homicide - Murder 2nd Degree	LIFE ATTEMPTS	3		3			
750.317	Homicide - Murder 2nd Degree	LIFE ATTEMPTS	197	197				
750.317A	Deliver Controlled Substance Cause Death	LIFE ATTEMPTS	7	7				
750.321	Homicide - Manslaughter	15 ATTEMPTS	4	3		1		
750.321-A	Homicide - Manslaughter, Statutory Short Form	15 ATTEMPTS	40	39		1		
750.321-A	Homicide - Manslaughter, Statutory Short Form	15 ATTEMPTS	4	1		1	2	
750.321-C	Homicide - Manslaughter, Involuntary	15 ATTEMPTS	37	30		4	3	
750.321-C	Homicide - Manslaughter, Involuntary	15 ATTEMPTS	3			3		
750.321-E	Homicide - Manslaughter w/ Motor Vehicle	15 ATTEMPTS	15	12		2	1	
750.321-E	Homicide - Manslaughter w/ Motor Vehicle	15 ATTEMPTS	2	1		1		

NOTE: Be sure to check for related offense codes when examining a particular type of crime. They may or may not be in sequential order or even on the same page. Offenders may have multiple dispositions.

A2c 2007 Criminal Court Dispositions by Offense and Type of Disposition – Assaultive Offenses

Page 5 of 10

			DISPOSITIONS					
Compiled Laws	Offense	Max. Penalty	Total	Prison ¹	Jail	Jail/ Probation ²	Probation ²	Other ³
GRAND TOTAL			21,117	8,670	3,509	4,862	3,931	145
%				41%	17%	23%	18%	1%
VIOLATIONS			19,339	8,362	3,100	4,282	3,471	124
ATTEMPTS			1,778	308	409	580	460	21
750.324	Homicide - Negligent Homicide	2	93	18	13	25	37	
	ATTEMPTS		5			1	4	
750.329	Homicide - Manslaughter, Death w/ Weapon, Aim w/o Malice	15	5	4				1
	ATTEMPTS							
750.329A	Suicide - Assisting	5	1	1				
	ATTEMPTS							
750.335	Lewd and Lascivious Conduct	1	1	1				
	ATTEMPTS							
750.335A	Indecent Exposure (Sexually Delinquent Person)	1	52	14	17	12	8	1
	ATTEMPTS		1		1			
750.335A2B	Aggravated Indecent Exposure	2	61	11	4	27	19	
	ATTEMPTS							
750.335A2C	Indecent Exposure by Sexually Delinquent Person	LIFE	16	8		6	2	
	ATTEMPTS							
750.338	Gross Indecency Between Males, Commit/Procure	5	12	1		4	4	3
	ATTEMPTS		1		1			
750.338B	Gross Indecency Between Male & Female, Commit/Procure	5	16	7	2	7		
	ATTEMPTS		5		2	1	2	
750.349	Kidnapping	LIFE	40	39	1			
	ATTEMPTS		7	5	1	1		
750.349A	Prisoner Taking Hostage	LIFE	1	1				
	ATTEMPTS							
750.349B	Unlawful Imprisonment	15	42	36	2		4	
	ATTEMPTS		12	6		5	1	
750.350	Kidnapping - Child Enticement	LIFE	1	1				
	ATTEMPTS		3	2	1			
750.350A1	Kidnapping - Custodial Interference	1	19			4	15	
	ATTEMPTS		2			1	1	
750.352	Molest/Disturb Workers	MISD	1		1			
	ATTEMPTS							
750.377B	Malicious Destruction Fire/Police Property	4	213	56	52	56	49	
	ATTEMPTS		60	2	24	13	20	1
750.377C	School Bus - Intentional Damage	5	9			5	4	
	ATTEMPTS							
750.411H	Stalking	1	44	1	13	13	17	
	ATTEMPTS							
750.411H2B	Stalking a Minor	5	2	1			1	
	ATTEMPTS							
750.411I	Stalking - Aggravated	5	196	59	27	55	53	2
	ATTEMPTS		18	1	2	14	1	
750.411I2B	Stalking a Minor - Aggravated	10	1			1		
	ATTEMPTS							
750.411S2A	Unlawful Posting Message	2	3				3	
	ATTEMPTS		2				2	
750.4362A	Poisoning - Food/Drink/Medicine/Water	15	3	1		2		
	ATTEMPTS		1			1		
750.455	Prostitution - Pandering	20	4	1	1		2	
	ATTEMPTS							

NOTE: Be sure to check for related offense codes when examining a particular type of crime. They may or may not be in sequential order or even on the same page. Offenders may have multiple dispositions.

A2c 2007 Criminal Court Dispositions by Offense and Type of Disposition — Assaultive Offenses

Page 6 of 10

			DISPOSITIONS					
Compiled Laws	Offense	Max. Penalty	Total	Prison ¹	Jail	Jail/ Probation ²	Probation ²	Other ³
GRAND TOTAL			21,117	8,670	3,509	4,862	3,931	145
%				41%	17%	23%	18%	1%
VIOLATIONS			19,339	8,362	3,100	4,282	3,471	124
ATTEMPTS			1,778	308	409	580	460	21
750.459	Prostitution - Transport Female (perhaps compel)	20 ATTEMPTS	1				1	
750.479	Public Officer - Assault/Obstruct	20 ATTEMPTS	16		7	6	3	
750.479-A	Police Officer/Public Officer - Resist/Obstruct	2 ATTEMPTS	2		1		1	
750.479-B	Police Officer/Public Officer - Resist/Obstruct	2 ATTEMPTS	1	1				
750.4792	Public Officer - Assault/Obstruct	2 ATTEMPTS	18	6	11			1
750.4793	Public Officer - Assault/Obstruct Cause Injury	4 ATTEMPTS	4		4			
750.479A2	Police Officer - Flee (Penal Code) 4th Degree	2 ATTEMPTS	14	6	4	1	3	
750.479A3	Police Officer - Flee (Penal Code) 3rd Degree	5 ATTEMPTS	6		5	1		
750.479A4-A	Police Officer - Flee (Penal Code) 2nd Degree	10 ATTEMPTS	3	2		1		
750.479B	Peace Officer - Disarm	10 ATTEMPTS	178	25	50	55	44	4
750.479B1	Peace Officer - Disarm Non-Firearm	4 ATTEMPTS	12	1	3	4	3	1
750.479B2	Peace Officer - Disarm Firearm	10 ATTEMPTS	401	141	79	106	74	1
750.483A2B	Interfere w/ Crime Report Threat to Kill/Injure	10 ATTEMPTS	31	4	8	8	11	
750.483A4B	Interfere w/ Police Investigation Threat to Kill/Injure	10 ATTEMPTS	12	6	2	4		
750.50C7	Police Animal - Injure/Harass While Committing Crime	2 ATTEMPTS	1	1				
750.520	Rape	LIFE ATTEMPTS	2		1	1		
750.520B	CSC - 1st Degree - Multiple Variables	LIFE ATTEMPTS	2	1	1			
750.520B1A	CSC - 1st Degree - Person Under 13	LIFE ATTEMPTS	3	2		1		
750.520B1B	CSC - 1st Degree - Relationship	LIFE ATTEMPTS	5	3	5	6	8	
750.520B1C	CSC - 1st Degree - During Felony	LIFE ATTEMPTS	27	8	5	6	8	
750.520B1D	CSC - 1st Degree - Accomplices	LIFE ATTEMPTS	4		1	1	2	
750.520B1E	CSC - 1st Degree - Weapon Used	LIFE ATTEMPTS	3	1				
750.520B1F	CSC - 1st Degree - Personal Injury	LIFE ATTEMPTS	1	1				
750.520B1G	CSC - 1st Degree - Injury to Incapacitated Victim	LIFE ATTEMPTS	3	1			2	
			1		1			
			114	112				2
			4	2	1	1		
			279	275				4
			7	5		2		
			96	96				
			17	17				
			1	1				
			3	3				
			24	24				
			1	1				
			22	22				
			2	2				
			1	1				

NOTE: Be sure to check for related offense codes when examining a particular type of crime. They may or may not be in sequential order or even on the same page. Offenders may have multiple dispositions.

A2c 2007 Criminal Court Dispositions by Offense and Type of Disposition — Assaultive Offenses

Page 7 of 10

			DISPOSITIONS					
Compiled Laws	Offense	Max. Penalty	Total	Prison ¹	Jail	Jail/ Probation ²	Probation ²	Other ³
	GRAND TOTAL		21,117	8,670	3,509	4,862	3,931	145
	%			41%	17%	23%	18%	1%
	VIOLATIONS		19,339	8,362	3,100	4,282	3,471	124
	ATTEMPTS		1,778	308	409	580	460	21
750.520B1H	CSC - 1st Degree - Mentally Disabled Relationship	LIFE ATTEMPTS	4	4				
750.520B2B	CSC - 1st Degree - Person <13, Defendant 17+ yrs.	LIFE ATTEMPTS	11	11				
750.520C	CSC - 2nd Degree - Multiple Variables	15 ATTEMPTS	108	67	3	35	3	
750.520C1A	CSC - 2nd Degree - Person Under 13	15 ATTEMPTS	6	3		2	1	
750.520C1B	CSC - 2nd Degree - Relationship	15 ATTEMPTS	418	322	11	63	19	3
750.520C1C	CSC - 2nd Degree - During Felony	15 ATTEMPTS	42	20	2	19	1	
750.520C1B	CSC - 2nd Degree - Relationship	15 ATTEMPTS	89	71	2	14	2	
750.520C1C	CSC - 2nd Degree - During Felony	15 ATTEMPTS	15	6		6	3	
750.520C1D	CSC - 2nd Degree - Accomplices	15 ATTEMPTS	12	11		1		
750.520C1E	CSC - 2nd Degree - Weapon Used	15 ATTEMPTS	13	2		10	1	
750.520C1F	CSC - 2nd Degree - Personal Injury	15 ATTEMPTS	1	1				
750.520C1G	CSC - 2nd Degree - Injury to Incapacitated Victim	15 ATTEMPTS	8	7		1		
750.520C1H	CSC - 2nd Degree - Mentally Disabled Relationship	15 ATTEMPTS	31	17	2	10	2	
750.520C1I	CSC - 2nd Degree - Personal Injury	15 ATTEMPTS	4	3		1		
750.520C1J	CSC - 2nd Degree - Injury to Incapacitated Victim	15 ATTEMPTS	7	2		5		
750.520C1K	CSC - 2nd Degree - Mentally Disabled Relationship	15 ATTEMPTS	6	5			1	
750.520C1L	CSC - 2nd Degree - County Prisoner	15 ATTEMPTS	1				1	
750.520C1M	CSC - 2nd Degree - Detained Juvenile	15 ATTEMPTS	3	3				
750.520C2B	CSC - 2nd Degree - Person <13, Defendant 17+ yrs.	15 ATTEMPTS	1	1				
750.520D	CSC - 3rd Degree - Multiple Variables	15 ATTEMPTS	16	15			1	
750.520D1A	CSC - 3rd Degree - Person 13-15	15 ATTEMPTS	1	1				
750.520D1B	CSC - 3rd Degree - Force/Coercion	15 ATTEMPTS	106	89	1	7	7	2
750.520D1C	CSC - 3rd Degree - Incapacitated Victim	15 ATTEMPTS	21	13	2	6		
750.520D1D	CSC - 3rd Degree - Incest	15 ATTEMPTS	360	237	6	41	71	5
750.520D1E	CSC - 3rd Degree - Student	15 ATTEMPTS	94	30	13	41	10	
750.520E	CSC - 4th Degree - Multiple Variables	2 ATTEMPTS	86	84				2
750.520E1A	CSC - 4th Degree - Force/Coercion	2 ATTEMPTS	13	6	1	4	2	
750.520E1A-A	CSC - 4th Degree - Victim 13-16	2 ATTEMPTS	15	12			3	
750.520E1B	CSC - 4th Degree - Incapacitated Victim	2 ATTEMPTS	8		2	5	1	
750.520E1C	CSC - 4th Degree - Student	2 ATTEMPTS	27	25	1	1		
750.520E1D	CSC - 4th Degree - Multiple Variables	2 ATTEMPTS	3	1		2		
750.520E1E	CSC - 4th Degree - Force/Coercion	2 ATTEMPTS	2	2				
750.520E1F	CSC - 4th Degree - Victim 13-16	2 ATTEMPTS	107	17	9	54	26	1
750.520E1G	CSC - 4th Degree - Incapacitated Victim	2 ATTEMPTS	6		3	2	1	
750.520E1H	CSC - 4th Degree - Student	2 ATTEMPTS	188	47	42	68	31	
750.520E1I	CSC - 4th Degree - Multiple Variables	2 ATTEMPTS	11	1	3	3	4	
750.520E1J	CSC - 4th Degree - Force/Coercion	2 ATTEMPTS	199	48	47	75	28	1
750.520E1K	CSC - 4th Degree - Victim 13-16	2 ATTEMPTS	9	2	3	1	3	
750.520E1L	CSC - 4th Degree - Incapacitated Victim	2 ATTEMPTS	15		3	11	1	
750.520E1M	CSC - 4th Degree - Student	2 ATTEMPTS	1				1	

NOTE: Be sure to check for related offense codes when examining a particular type of crime. They may or may not be in sequential order or even on the same page. Offenders may have multiple dispositions.

A2c 2007 Criminal Court Dispositions by Offense and Type of Disposition — Assaultive Offenses

Page 8 of 10

			DISPOSITIONS					
Compiled Laws	Offense	Max. Penalty	Total	Prison ¹	Jail	Jail/ Probation ²	Probation ²	Other ³
	GRAND TOTAL		21,117	8,670	3,509	4,862	3,931	145
	%			41%	17%	23%	18%	1%
	VIOLATIONS		19,339	8,362	3,100	4,282	3,471	124
	ATTEMPTS		1,778	308	409	580	460	21
750.520E1E-A	CSC - 4th Degree - Mental Health Professional	2 ATTEMPTS	3	1		2		
750.520E1F-A	CSC - 4th Degree - Student	2 ATTEMPTS	2				2	
750.520E1G	CSC - 4th Degree - Incest	2 ATTEMPTS	22	6	3	12	1	
750.520F	CSC - 2nd+ Offense	LIFE ATTEMPTS	2	2				
750.520G	CSC - Assault w/Intent to Commit Sexual Penetration	10 ATTEMPTS	3	3				
750.520G1	CSC - Assault w/Intent to Commit Sexual Penetration	10 ATTEMPTS	203	107	11	73	11	1
750.520G2	CSC - 2nd Degree Assault	5 ATTEMPTS	4			3	1	
750.529	Robbery - Armed	LIFE ATTEMPTS	83	40	7	31	5	
750.529A	Carjacking	LIFE ATTEMPTS	1,019	1,002		8	5	4
750.530	Robbery - Unarmed	15 ATTEMPTS	27	15	3	7	2	
750.531	Bank Robbery/Safe Breaking	LIFE ATTEMPTS	174	171	1	1	1	
750.531-A	Bank Robbery	LIFE ATTEMPTS	11	4	1	5		1
750.531-B	Safe Breaking	LIFE ATTEMPTS	765	426	53	141	140	5
750.532	Seduction	5 ATTEMPTS	41	12	6	14	9	
750.539J2A1	Surveil Unclothed Person	2 ATTEMPTS	1	1				
750.539J2B	Capture/Distribute Image of Unclothed Person	5 ATTEMPTS	76	68	2	6		
750.5405B	Interfere w/Electronic Communications, Injury/Death	4 ATTEMPTS	6	5		1		
750.543P	Terrorism - Use of Internet/ Telecomm. to Commit	20 ATTEMPTS	71	45	1	16	7	2
750.72	Arson - Dwelling House/ Curtilage	20 ATTEMPTS	12	7		4		1
750.72-A	Arson - Dwelling House	20 ATTEMPTS	10		4	5	1	
750.72-B	Arson - Dwelling House/ Curtilage	20 ATTEMPTS	2			1	1	
750.73	Arson - Real Property	10 ATTEMPTS	21	4		13	4	
750.74	Arson - Personal Property, Over \$50	4 ATTEMPTS	1				1	
750.741A	Arson - Personal Property, <\$200	5 ATTEMPTS	14	7		5	2	
			10	6	2	2		
			1			1		
			3	2		1		
			2			1	1	
			62	40	2	10	7	3
			15	3	1	5	6	
			3	2		1		
			1				1	
			70	27	8	25	10	
			4	1	1	1	1	
			1	1				
			1				1	

NOTE: Be sure to check for related offense codes when examining a particular type of crime. They may or may not be in sequential order or even on the same page. Offenders may have multiple dispositions.

A2c 2007 Criminal Court Dispositions by Offense and Type of Disposition – Assaultive Offenses

Page 9 of 10

			DISPOSITIONS					
Compiled Laws	Offense	Max. Penalty	Total	Prison ¹	Jail	Jail/ Probation ²	Probation ²	Other ³
	GRAND TOTAL		21,117	8,670	3,509	4,862	3,931	145
	%			41%	17%	23%	18%	1%
	VIOLATIONS		19,339	8,362	3,100	4,282	3,471	124
	ATTEMPTS		1,778	308	409	580	460	21
750.741B1	Arson - Personal Property, \$200 - <\$1K	1 ATTEMPTS	6	1	1	3	1	
750.741C1	Arson - Personal Property, \$1K - <\$20K	5 ATTEMPTS	41	12	3	17	8	1
750.741D1	Arson - Personal Property, \$20K or More	10 ATTEMPTS	3		2		1	
750.75	Arson - Insured Property	10 ATTEMPTS	10	4	1	4	1	
750.77	Arson - Preparation to Burn Property	10 ATTEMPTS	2				2	
750.77-B	Arson - Preparation to Burn Real/Pers. Prop., Over \$50	4 ATTEMPTS	12	4		4	4	
750.771C1	Arson - Preparation to Burn Property, \$1K - <\$20K	5 ATTEMPTS	1		1			
750.771D1	Arson - Preparation to Burn Property, \$20K or More	10 ATTEMPTS	2	1		1		
750.78	Arson - Woods/Prairies	4 ATTEMPTS	2					
750.81	Asslt or Asslt and Battery	MISD ATTEMPTS	13	3	1	5	4	
750.812	Domestic Violence	MISD ATTEMPTS	6		5		1	
750.813	Domestic Violence - 2nd Offense	1 ATTEMPTS	13	5		5	3	
750.814	Domestic Violence - 3rd Offense	2 ATTEMPTS	5			2	3	
750.81A	Assault - Aggravated	1 ATTEMPTS	3			3		
750.81A2	Domestic Violence, Aggravated	1 ATTEMPTS	3			3		
750.81A3	Domestic Violence, Aggravated - 2nd Offense	2 ATTEMPTS	456	3	203	82	157	11
750.81C1	Threatening DHS Employee w/ Physical Harm	MISD ATTEMPTS	2		2			
750.81C2	Assault/Battery of DHS Employee	2 ATTEMPTS	652	5	294	131	213	9
750.81D1	Police Officer - Assault/Resist/Obstruct	2 ATTEMPTS	10		2	2	5	1
750.81D2	Police Officer - Assault/Resist/Obstruct, Causing Injury	4 ATTEMPTS	132	3	67	45	16	1
750.81D3	Police Officer - Assault/Resist/Obstruct, Serious Impairment	15 ATTEMPTS	1				1	
750.82	Felonious Assault	4 ATTEMPTS	543	134	159	188	61	1
750.822	Weapon-Free Schools - Assault w/ Dangerous Weapon	4 ATTEMPTS	5		2	2	1	
750.83	Assault w/Intent to Murder	LIFE ATTEMPTS	287	4	77	66	137	3
			1			1		
			85		31	18	35	1
			41	16	10	13	2	
			1		1			
			15	4	7	1	3	
			2,857	583	867	824	568	15
			384	7	147	97	121	12
			191	55	31	69	35	1
			13	2	4	3	3	1
			3	3				
			2,010	593	312	557	545	3
			365	25	74	142	123	1
			6	1		3	2	
			224	220		2	2	
			4	4				

NOTE: Be sure to check for related offense codes when examining a particular type of crime. They may or may not be in sequential order or even on the same page. Offenders may have multiple dispositions.

A2c 2007 Criminal Court Dispositions by Offense and Type of Disposition — Assaultive Offenses

Page 10 of 10

			DISPOSITIONS					
Compiled Laws	Offense	Max. Penalty	Total	Prison ¹	Jail	Jail/ Probation ²	Probation ²	Other ³
	GRAND TOTAL		21,117	8,670	3,509	4,862	3,931	145
	%			41%	17%	23%	18%	1%
	VIOLATIONS		19,339	8,362	3,100	4,282	3,471	124
	ATTEMPTS		1,778	308	409	580	460	21
750.84	Assault w/Intent to do Great Bodily Harm Less Than Murder	10 ATTEMPTS	675 48	422 19	39 4	109 19	104 6	1
750.85	Torture	LIFE ATTEMPTS	22	22				
750.86	Assault w/Intent to Maim	10 ATTEMPTS	5 1	3		2 1		
750.87	Assault w/Intent to Commit Felony	10 ATTEMPTS	8	5	1	2		
750.88	Assault w/Intent to Rob While Unarmed	15 ATTEMPTS	85 2	42	4	23 2	15	1
750.89	Assault w/Intent to Rob While Armed	LIFE ATTEMPTS	143 3	133 2	1	4 1	1	4
750.90	Sexual Intercourse - Under Pretext Medical Treatment	10 ATTEMPTS	1	1				
750.90A	Assault - Pregnant Individual, Miscarriage/Stillbirth w/Intent	LIFE ATTEMPTS	1	1				
750.90BB	Assault - Pregnant Individual, Harm to Embryo/Fetus	10 ATTEMPTS	1	1				
750.91	Homicide - Attempted Murder	LIFE ATTEMPTS	3	3				
752.191	Felonious Driving	2 ATTEMPTS	2	2				
752.542A	Prisons - Riots	10 ATTEMPTS	2	2				
752.861	Weapons - Firearms, Careless Use Cause Injury/Death	2 ATTEMPTS	18		5	6	7	
752.862-B	Weapons - Firearms, Careless Use Prop. Damage Over \$50	1 ATTEMPTS	3		1	2		
752.863A	Weapons - Firearms, Reckless Use	MISD ATTEMPTS	36		9	9	17	1

NOTE: Be sure to check for related offense codes when examining a particular type of crime. They may or may not be in sequential order or even on the same page. Offenders may have multiple dispositions.

¹ Includes HYTA Prison

² Includes Delayed and Suspended Sentences, HYTA Probation, and SAI Probation

³ Includes Restitution, Fines, Costs, Community Service and DHS sentences

SOURCE: OMNI BIR Extract

2006

A1 2006 Criminal Court Dispositions (Offenders) by FOA Region and County – All Offenses

Page 1 of 2

	Total	Prison ¹	Jail	Jail/ Probation	Proba- tion ²	Other ³	Percents				
							Prison ¹	Jail	Jail/ Probation	Proba- tion ²	Other ³
STATE TOTALS	59,357	12,859	11,321	17,514	17,191	472	21.7	19.1	29.5	29.0	.8
METROPOLITAN REGION TOTALS	28,190	5,618	4,587	6,988	10,806	191	19.9	16.3	24.8	38.3	.7
50 Macomb	4,782	823	826	1,010	2,027	96	17.2	17.3	21.1	42.4	2.0
63 Oakland	7,076	1,579	1,598	2,446	1,426	27	22.3	22.6	34.6	20.2	.4
81 Washtenaw	1,280	263	311	242	457	7	20.5	24.3	18.9	35.7	.5
82 Wayne	15,052	2,953	1,852	3,290	6,896	61	19.6	12.3	21.9	45.8	.4
OUTSTATE REGION TOTALS	31,167	7,241	6,734	10,526	6,385	281	23.2	21.6	33.8	20.5	.9
01 Alcona	57	16	2	35	4		28.1	3.5	61.4	7.0	
02 Alger	59	13	30	15	1		22.0	50.8	25.4	1.7	
03 Allegan	457	147	82	181	45	2	32.2	17.9	39.6	9.8	.4
04 Alpena	180	28	48	62	39	3	15.6	26.7	34.4	21.7	1.7
05 Antrim	87	34	8	39	6		39.1	9.2	44.8	6.9	
06 Arenac	54	23	7	24			42.6	13.0	44.4		
07 Baraga	43	10	9	16	8		23.3	20.9	37.2	18.6	
08 Barry	256	61	15	167	9	4	23.8	5.9	65.2	3.5	1.6
09 Bay	593	142	80	168	196	7	23.9	13.5	28.3	33.1	1.2
10 Benzie	34	11	1	14	8		32.4	2.9	41.2	23.5	
11 Berrien	1,493	337	335	433	354	34	22.6	22.4	29.0	23.7	2.3
12 Branch	161	42	50	65	3	1	26.1	31.1	40.4	1.9	.6
13 Calhoun	1,278	220	439	236	367	16	17.2	34.4	18.5	28.7	1.3
14 Cass	363	57	131	125	49	1	15.7	36.1	34.4	13.5	.3
15 Charlevoix	94	17	18	58	1		18.1	19.1	61.7	1.1	
16 Cheboygan	192	50	28	90	21	3	26.0	14.6	46.9	10.9	1.6
17 Chippewa	184	46	64	51	21	2	25.0	34.8	27.7	11.4	1.1
18 Clare	193	38	12	103	39	1	19.7	6.2	53.4	20.2	.5
19 Clinton	179	53	49	76	1		29.6	27.4	42.5	.6	
20 Crawford	76	27	8	37	3	1	35.5	10.5	48.7	3.9	1.3
21 Delta	128	16	52	56	3	1	12.5	40.6	43.8	2.3	.8
22 Dickinson	133	26	36	64	7		19.5	27.1	48.1	5.3	
23 Eaton	435	71	72	258	33	1	16.3	16.6	59.3	7.6	.2
24 Emmet	152	54	4	86	8		35.5	2.6	56.6	5.3	
25 Genesee	2,094	640	214	499	729	12	30.6	10.2	23.8	34.8	.6
26 Gladwin	141	19	13	76	31	2	13.5	9.2	53.9	22.0	1.4
27 Gogebic	46	14	4	25	3		30.4	8.7	54.3	6.5	
28 Grand Traverse	257	102	25	128	2		39.7	9.7	49.8	.8	
29 Gratiot	179	72	29	76	2		40.2	16.2	42.5	1.1	
30 Hillsdale	136	71	5	57	3		52.2	3.7	41.9	2.2	
31 Houghton	68	10	22	33	3		14.7	32.4	48.5	4.4	
32 Huron	47	15	10	20	2		31.9	21.3	42.6	4.3	
33 Ingham	1,499	257	508	667	61	6	17.1	33.9	44.5	4.1	.4
34 Ionia	306	100	72	44	79	11	32.7	23.5	14.4	25.8	3.6
35 Iosco	114	20	17	72	5		17.5	14.9	63.2	4.4	
36 Iron	40	9	5	24	2		22.5	12.5	60.0	5.0	
37 Isabella	512	87	46	367	12		17.0	9.0	71.7	2.3	
38 Jackson	1,104	314	335	247	205	3	28.4	30.3	22.4	18.6	.3
39 Kalamazoo	2,558	310	862	192	1,148	46	12.1	33.7	7.5	44.9	1.8
40 Kalkaska	111	34	11	64		2	30.6	9.9	57.7		1.8
41 Kent	3,572	906	934	453	1,228	51	25.4	26.1	12.7	34.4	1.4
42 Keweenaw	2		1	1				50.0	50.0		
43 Lake	66	18	8	40			27.3	12.1	60.6		
44 Lapeer	286	61	37	181	7		21.3	12.9	63.3	2.4	
45 Leelanau	53	17	9	27			32.1	17.0	50.9		
46 Lenawee	333	105	9	197	22		31.5	2.7	59.2	6.6	
47 Livingston	792	167	142	339	142	2	21.1	17.9	42.8	17.9	.3
48 Luce	22	8	13	1			36.4	59.1	4.5		

A1 2006 Criminal Court Dispositions (Offenders) by FOA Region and County – All Offenses

Page 2 of 2

	Total	Prison ¹	Jail	Jail/ Probation	Proba- tion ²	Other ³	Percents				
							Prison ¹	Jail	Jail/ Probation	Proba- tion ²	Other ³
STATE TOTALS	59,357	12,859	11,321	17,514	17,191	472	21.7	19.1	29.5	29.0	.8
(Cont'd.)											
OUTSTATE REGION TOTALS	31,167	7,241	6,734	10,526	6,385	281	23.2	21.6	33.8	20.5	.9
49 Mackinac	56	7	25	22	2		12.5	44.6	39.3	3.6	
51 Manistee	79	30	1	18	30		38.0	1.3	22.8	38.0	
52 Marquette	168	33	2	94	38	1	19.6	1.2	56.0	22.6	.6
53 Mason	124	31	3	89		1	25.0	2.4	71.8		.8
54 Mecosta	226	33	40	95	57	1	14.6	17.7	42.0	25.2	.4
55 Menominee	38	9	11	18			23.7	28.9	47.4		
56 Midland	369	86	37	195	50	1	23.3	10.0	52.8	13.6	.3
57 Missaukee	68	25	4	35	4		36.8	5.9	51.5	5.9	
58 Monroe	729	171	98	447	12	1	23.5	13.4	61.3	1.6	.1
59 Montcalm	264	85	31	118	28	2	32.2	11.7	44.7	10.6	.8
60 Montmorency	68	9	21	22	13	3	13.2	30.9	32.4	19.1	4.4
61 Muskegon	1,512	534	184	710	83	1	35.3	12.2	47.0	5.5	.1
62 Newaygo	215	35	62	103	15		16.3	28.8	47.9	7.0	
64 Oceana	121	20	29	70	2		16.5	24.0	57.9	1.7	
65 Ogemaw	95	20	19	47	9		21.1	20.0	49.5	9.5	
66 Ontonagon	15	1	5	5	4		6.7	33.3	33.3	26.7	
67 Osceola	98	21	5	54	18		21.4	5.1	55.1	18.4	
68 Oscoda	37	10	4	22		1	27.0	10.8	59.5		2.7
69 Otsego	149	58	26	58	7		38.9	17.4	38.9	4.7	
70 Ottawa	1,036	107	236	341	327	25	10.3	22.8	32.9	31.6	2.4
71 Presque Isle	66	13	17	22	12	2	19.7	25.8	33.3	18.2	3.0
72 Roscommon	181	38	26	95	22		21.0	14.4	52.5	12.2	
73 Saginaw	1,462	392	247	314	492	17	26.8	16.9	21.5	33.7	1.2
74 St. Clair	961	184	270	386	121		19.1	28.1	40.2	12.6	
75 St. Joseph	358	76	155	124	2	1	21.2	43.3	34.6	.6	.3
76 Sanilac	116	21	30	61	4		18.1	25.9	52.6	3.4	
77 Schoolcraft	32	8	6	17	1		25.0	18.8	53.1	3.1	
78 Shiawassee	296	88	10	184	14		29.7	3.4	62.2	4.7	
79 Tuscola	359	63	43	181	65	7	17.5	12.0	50.4	18.1	1.9
80 Van Buren	489	92	164	190	38	5	18.8	33.5	38.9	7.8	1.0
83 Wexford	161	46	12	100	3		28.6	7.5	62.1	1.9	

¹ Includes HYTA Prison

² Includes Delayed and Suspended Sentences, HYTA Probation, and SAI Probation.

³ Includes Restitution, Fines, Costs, Community Service and DHS sentences.

SOURCE: OMNI Court Disposition Extracts

A1a 2006 Criminal Court Dispositions (Offenders) by FOA Region and County – Non-Assaultive Offenses

Page 1 of 2

	Total	Prison ¹	Jail	Jail/ Probation	Proba- tion ²	Other ³	Percents				
							Prison ¹	Jail	Jail/ Probation	Proba- tion ²	Other ³
STATE TOTALS	29,357	5,969	5,440	9,132	8,561	255	20.3	18.5	31.1	29.2	.9
METROPOLITAN REGION TOTALS	13,808	2,624	2,144	3,596	5,349	95	19.0	15.5	26.0	38.7	.7
50 Macomb	1,888	359	356	424	719	30	19.0	18.9	22.5	38.1	1.6
63 Oakland	3,695	757	809	1,306	803	20	20.5	21.9	35.3	21.7	.5
81 Washtenaw	662	124	136	140	258	4	18.7	20.5	21.1	39.0	.6
82 Wayne	7,563	1,384	843	1,726	3,569	41	18.3	11.1	22.8	47.2	.5
OUTSTATE REGION TOTALS	15,549	3,345	3,296	5,536	3,212	160	21.5	21.2	35.6	20.7	1.0
01 Alcona	34	11	1	20	2		32.4	2.9	58.8	5.9	
02 Alger	26	2	18	6			7.7	69.2	23.1		
03 Allegan	223	67	39	85	30	2	30.0	17.5	38.1	13.5	.9
04 Alpena	58	11	12	23	11	1	19.0	20.7	39.7	19.0	1.7
05 Antrim	56	16	5	29	6		28.6	8.9	51.8	10.7	
06 Arenac	29	10	2	17			34.5	6.9	58.6		
07 Baraga	20	5	4	10	1		25.0	20.0	50.0	5.0	
08 Barry	137	32	8	88	5	4	23.4	5.8	64.2	3.6	2.9
09 Bay	315	62	52	82	115	4	19.7	16.5	26.0	36.5	1.3
10 Benzie	21	2	1	10	8		9.5	4.8	47.6	38.1	
11 Berrien	616	114	136	207	144	15	18.5	22.1	33.6	23.4	2.4
12 Branch	72	12	36	24			16.7	50.0	33.3		
13 Calhoun	573	93	175	117	180	8	16.2	30.5	20.4	31.4	1.4
14 Cass	134	18	53	49	13	1	13.4	39.6	36.6	9.7	.7
15 Charlevoix	49	6	10	32	1		12.2	20.4	65.3	2.0	
16 Cheboygan	92	27	11	40	11	3	29.3	12.0	43.5	12.0	3.3
17 Chippewa	96	31	32	23	8	2	32.3	33.3	24.0	8.3	2.1
18 Clare	98	14	5	58	21		14.3	5.1	59.2	21.4	
19 Clinton	93	22	25	45	1		23.7	26.9	48.4	1.1	
20 Crawford	36	6	4	24	2		16.7	11.1	66.7	5.6	
21 Delta	69	9	26	30	3	1	13.0	37.7	43.5	4.3	1.4
22 Dickinson	77	6	23	44	4		7.8	29.9	57.1	5.2	
23 Eaton	299	36	59	180	23	1	12.0	19.7	60.2	7.7	.3
24 Emmet	64	21	2	37	4		32.8	3.1	57.8	6.3	
25 Genesee	1,095	326	110	276	379	4	29.8	10.0	25.2	34.6	.4
26 Gladwin	75	12	8	41	12	2	16.0	10.7	54.7	16.0	2.7
27 Gogebic	23	6	2	13	2		26.1	8.7	56.5	8.7	
28 Grand Traverse	134	53	12	67	2		39.6	9.0	50.0	1.5	
29 Gratiot	105	50	12	42	1		47.6	11.4	40.0	1.0	
30 Hillsdale	80	37	2	41			46.3	2.5	51.3		
31 Houghton	43	4	15	22	2		9.3	34.9	51.2	4.7	
32 Huron	18	7	3	7	1		38.9	16.7	38.9	5.6	
33 Ingham	800	101	286	366	43	4	12.6	35.8	45.8	5.4	.5
34 Ionia	168	59	43	22	38	6	35.1	25.6	13.1	22.6	3.6
35 Iosco	69	9	10	46	4		13.0	14.5	66.7	5.8	
36 Iron	21	3	4	13	1		14.3	19.0	61.9	4.8	
37 Isabella	237	36	24	168	9		15.2	10.1	70.9	3.8	
38 Jackson	579	160	158	137	124		27.6	27.3	23.7	21.4	
39 Kalamazoo	1,066	120	369	77	476	24	11.3	34.6	7.2	44.7	2.3
40 Kalkaska	62	16	8	37		1	25.8	12.9	59.7		1.6
41 Kent	1,809	383	452	258	682	34	21.2	25.0	14.3	37.7	1.9
42 Keweenaw	1		1					100.0			
43 Lake	38	12	4	22			31.6	10.5	57.9		
44 Lapeer	180	36	25	116	3		20.0	13.9	64.4	1.7	
45 Leelanau	37	14	7	16			37.8	18.9	43.2		
46 Lenawee	160	46	3	102	9		28.8	1.9	63.8	5.6	
47 Livingston	380	78	61	175	66		20.5	16.1	46.1	17.4	
48 Luce	11	5	5	1			45.5	45.5	9.1		

A1a 2006 Criminal Court Dispositions (Offenders) by FOA Region and County – Non-Assaultive Offenses

Page 2 of 2

	Total	Prison ¹	Jail	Jail/ Probation	Proba- tion ²	Other ³	Percents				
							Prison ¹	Jail	Jail/ Probation	Proba- tion ²	Other ³
STATE TOTALS	29,357	5,969	5,440	9,132	8,561	255	20.3	18.5	31.1	29.2	.9
(Cont'd.)											
OUTSTATE REGION TOTALS	15,549	3,345	3,296	5,536	3,212	160	21.5	21.2	35.6	20.7	1.0
49 Mackinac	27	3	17	7			11.1	63.0	25.9		
51 Manistee	42	22	1	7	12		52.4	2.4	16.7	28.6	
52 Marquette	87	18	2	48	18	1	20.7	2.3	55.2	20.7	1.1
53 Mason	65	15	1	48		1	23.1	1.5	73.8		1.5
54 Mecosta	109	15	14	50	29	1	13.8	12.8	45.9	26.6	.9
55 Menominee	26	5	9	12			19.2	34.6	46.2		
56 Midland	225	42	21	138	23	1	18.7	9.3	61.3	10.2	.4
57 Missaukee	36	13	1	19	3		36.1	2.8	52.8	8.3	
58 Monroe	327	79	39	200	8	1	24.2	11.9	61.2	2.4	.3
59 Montcalm	149	51	14	65	18	1	34.2	9.4	43.6	12.1	.7
60 Montmorency	31	2	5	12	9	3	6.5	16.1	38.7	29.0	9.7
61 Muskegon	710	252	91	315	51	1	35.5	12.8	44.4	7.2	.1
62 Newaygo	106	11	36	48	11		10.4	34.0	45.3	10.4	
64 Oceana	57	12	12	32	1		21.1	21.1	56.1	1.8	
65 Ogemaw	62	13	14	27	8		21.0	22.6	43.5	12.9	
66 Ontonagon	5	1		2	2		20.0		40.0	40.0	
67 Osceola	50	10	4	25	11		20.0	8.0	50.0	22.0	
68 Oscoda	23	6	2	14		1	26.1	8.7	60.9		4.3
69 Otsego	74	30	15	26	3		40.5	20.3	35.1	4.1	
70 Ottawa	578	43	133	217	166	19	7.4	23.0	37.5	28.7	3.3
71 Presque Isle	37	6	11	10	9	1	16.2	29.7	27.0	24.3	2.7
72 Roscommon	106	19	14	59	14		17.9	13.2	55.7	13.2	
73 Saginaw	762	213	127	176	242	4	28.0	16.7	23.1	31.8	.5
74 St. Clair	485	75	161	195	54		15.5	33.2	40.2	11.1	
75 St. Joseph	144	16	62	65		1	11.1	43.1	45.1		.7
76 Sanilac	65	15	16	32	2		23.1	24.6	49.2	3.1	
77 Schoolcraft	18	6	4	7	1		33.3	22.2	38.9	5.6	
78 Shiawassee	148	38	7	97	6		25.7	4.7	65.5	4.1	
79 Tuscola	211	35	23	105	42	6	16.6	10.9	49.8	19.9	2.8
80 Van Buren	231	50	70	91	19	1	21.6	30.3	39.4	8.2	.4
83 Wexford	75	23	7	42	3		30.7	9.3	56.0	4.0	

¹ Includes HYTA Prison

² Includes Delayed and Suspended Sentences, HYTA Probation, and SAI Probation.

³ Includes Restitution, Fines, Costs, Community Service and DHS sentences.

SOURCE: OMNI Court Disposition Extracts

A1b 2006 Criminal Court Dispositions (Offenders) by FOA Region and County – Drug Offenses

Page 1 of 2

	Total	Prison ¹	Jail	Jail/ Probation	Proba- tion ²	Other ³	Percents				
							Prison ¹	Jail	Jail/ Probation	Proba- tion ²	Other ³
STATE TOTALS	16,265	1,955	3,769	4,625	5,784	132	12.0	23.2	28.4	35.6	.8
METROPOLITAN REGION TOTALS	8,078	764	1,690	1,951	3,614	59	9.5	20.9	24.2	44.7	.7
50 Macomb	1,978	144	347	347	1,096	44	7.3	17.5	17.5	55.4	2.2
63 Oakland	1,723	260	511	602	348	2	15.1	29.7	34.9	20.2	.1
81 Washtenaw	237	17	85	22	111	2	7.2	35.9	9.3	46.8	.8
82 Wayne	4,140	343	747	980	2,059	11	8.3	18.0	23.7	49.7	.3
OUTSTATE REGION TOTALS	8,187	1,191	2,079	2,674	2,170	73	14.5	25.4	32.7	26.5	.9
01 Alcona	9	1		6	2		11.1		66.7	22.2	
02 Alger	15	1	8	5	1		6.7	53.3	33.3	6.7	
03 Allegan	105	32	20	47	6		30.5	19.0	44.8	5.7	
04 Alpena	84	5	27	26	24	2	6.0	32.1	31.0	28.6	2.4
05 Antrim	14	5	3	6			35.7	21.4	42.9		
06 Arenac	15	6	4	5			40.0	26.7	33.3		
07 Baraga	8		3	2	3			37.5	25.0	37.5	
08 Barry	46	6	2	37	1		13.0	4.3	80.4	2.2	
09 Bay	138	18	11	49	59	1	13.0	8.0	35.5	42.8	.7
10 Benzie	4	2		2			50.0		50.0		
11 Berrien	530	116	111	124	164	15	21.9	20.9	23.4	30.9	2.8
12 Branch	44	12	6	24	2		27.3	13.6	54.5	4.5	
13 Calhoun	322	38	131	58	94	1	11.8	40.7	18.0	29.2	.3
14 Cass	164	13	57	61	33		7.9	34.8	37.2	20.1	
15 Charlevoix	23	3	4	16			13.0	17.4	69.6		
16 Cheboygan	66	12	14	35	5		18.2	21.2	53.0	7.6	
17 Chippewa	38	2	17	9	10		5.3	44.7	23.7	26.3	
18 Clare	37	4	2	18	13		10.8	5.4	48.6	35.1	
19 Clinton	33	7	13	13			21.2	39.4	39.4		
20 Crawford	14	6	2	5	1		42.9	14.3	35.7	7.1	
21 Delta	40	1	20	19			2.5	50.0	47.5		
22 Dickinson	34	9	9	13	3		26.5	26.5	38.2	8.8	
23 Eaton	47	6	6	30	5		12.8	12.8	63.8	10.6	
24 Emmet	48	12	1	33	2		25.0	2.1	68.8	4.2	
25 Genesee	545	92	69	115	261	8	16.9	12.7	21.1	47.9	1.5
26 Gladwin	36	3	4	19	10		8.3	11.1	52.8	27.8	
27 Gogebic	17	4	2	10	1		23.5	11.8	58.8	5.9	
28 Grand Traverse	68	17	9	42			25.0	13.2	61.8		
29 Gratiot	43	7	8	27	1		16.3	18.6	62.8	2.3	
30 Hillsdale	25	12	2	9	2		48.0	8.0	36.0	8.0	
31 Houghton	2		1	1				50.0	50.0		
32 Huron	9		3	6				33.3	66.7		
33 Ingham	318	22	128	154	13	1	6.9	40.3	48.4	4.1	.3
34 Ionia	66	13	18	4	26	5	19.7	27.3	6.1	39.4	7.6
35 Iosco	22	4	3	15			18.2	13.6	68.2		
36 Iron	10	1	1	8			10.0	10.0	80.0		
37 Isabella	160	14	14	130	2		8.8	8.8	81.3	1.3	
38 Jackson	263	49	111	54	49		18.6	42.2	20.5	18.6	
39 Kalamazoo	1,020	70	346	58	531	15	6.9	33.9	5.7	52.1	1.5
40 Kalkaska	27	6	1	20			22.2	3.7	74.1		
41 Kent	952	171	344	87	340	10	18.0	36.1	9.1	35.7	1.1
42 Keweenaw	0										
43 Lake	15		2	13				13.3	86.7		
44 Lapeer	42	2	8	29	3		4.8	19.0	69.0	7.1	
45 Leelanau	9		2	7				22.2	77.8		
46 Lenawee	67	12	4	43	8		17.9	6.0	64.2	11.9	
47 Livingston	194	26	39	75	52	2	13.4	20.1	38.7	26.8	1.0
48 Luce	4		4					100.0			

A1b 2006 Criminal Court Dispositions (Offenders) by FOA Region and County – Drug Offenses

Page 2 of 2

	Total	Prison ¹	Jail	Jail/ Probation	Proba- tion ²	Other ³	Percents				
							Prison ¹	Jail	Jail/ Probation	Proba- tion ²	Other ³
STATE TOTALS	16,265	1,955	3,769	4,625	5,784	132	12.0	23.2	28.4	35.6	.8
(Cont'd.)											
OUTSTATE REGION TOTALS	8,187	1,191	2,079	2,674	2,170	73	14.5	25.4	32.7	26.5	.9
49 Mackinac	17	3	4	9	1		17.6	23.5	52.9	5.9	
51 Manistee	26	5		5	16		19.2		19.2	61.5	
52 Marquette	38	1		21	16		2.6		55.3	42.1	
53 Mason	26	7	1	18			26.9	3.8	69.2		
54 Mecosta	69	7	17	26	19		10.1	24.6	37.7	27.5	
55 Menominee	2		1	1				50.0	50.0		
56 Midland	57	2	8	30	17		3.5	14.0	52.6	29.8	
57 Missaukee	15	4	2	8	1		26.7	13.3	53.3	6.7	
58 Monroe	226	30	39	154	3		13.3	17.3	68.1	1.3	
59 Montcalm	37	8	6	20	3		21.6	16.2	54.1	8.1	
60 Montmorency	11		5	5	1			45.5	45.5	9.1	
61 Muskegon	426	107	52	240	27		25.1	12.2	56.3	6.3	
62 Newaygo	59	7	15	35	2		11.9	25.4	59.3	3.4	
64 Oceana	30	1	10	19			3.3	33.3	63.3		
65 Ogemaw	14	1	2	10	1		7.1	14.3	71.4	7.1	
66 Ontonagon	4		1	1	2			25.0	25.0	50.0	
67 Osceola	26	5		17	4		19.2		65.4	15.4	
68 Oscoda	6			6					100.0		
69 Otsego	40	7	6	23	4		17.5	15.0	57.5	10.0	
70 Ottawa	231	15	56	54	102	4	6.5	24.2	23.4	44.2	1.7
71 Presque Isle	6	1	1	3	1		16.7	16.7	50.0	16.7	
72 Roscommon	44	5	9	26	4		11.4	20.5	59.1	9.1	
73 Saginaw	327	53	67	55	145	7	16.2	20.5	16.8	44.3	2.1
74 St. Clair	213	21	52	94	46		9.9	24.4	44.1	21.6	
75 St. Joseph	102	21	46	35			20.6	45.1	34.3		
76 Sanilac	23	1	9	12	1		4.3	39.1	52.2	4.3	
77 Schoolcraft	6		2	4				33.3	66.7		
78 Shiawassee	67	17		45	5		25.4		67.2	7.5	
79 Tuscola	47	1	11	28	7		2.1	23.4	59.6	14.9	
80 Van Buren	155	10	60	68	15	2	6.5	38.7	43.9	9.7	1.3
83 Wexford	45	9	3	33			20.0	6.7	73.3		

¹ Includes HYTA Prison

² Includes Delayed and Suspended Sentences, HYTA Probation, and SAI Probation.

³ Includes Restitution, Fines, Costs, Community Service and DHS sentences.

SOURCE: OMNI Court Disposition Extracts

A1c 2006 Criminal Court Dispositions (Offenders) by FOA Region and County – Assaultive Offenses

Page 1 of 2

	Total	Prison ¹	Jail	Jail/ Probation	Proba- tion ²	Other ³	Percents				
							Prison ¹	Jail	Jail/ Probation	Proba- tion ²	Other ³
STATE TOTALS	13,735	4,935	2,112	3,757	2,846	85	35.9	15.4	27.4	20.7	.6
METROPOLITAN REGION TOTALS	6,304	2,230	753	1,441	1,843	37	35.4	11.9	22.9	29.2	.6
50 Macomb	916	320	123	239	212	22	34.9	13.4	26.1	23.1	2.4
63 Oakland	1,658	562	278	538	275	5	33.9	16.8	32.4	16.6	.3
81 Washtenaw	381	122	90	80	88	1	32.0	23.6	21.0	23.1	.3
82 Wayne	3,349	1,226	262	584	1,268	9	36.6	7.8	17.4	37.9	.3
OUTSTATE REGION TOTALS	7,431	2,705	1,359	2,316	1,003	48	36.4	18.3	31.2	13.5	.6
01 Alcona	14	4	1	9			28.6	7.1	64.3		
02 Alger	18	10	4	4			55.6	22.2	22.2		
03 Allegan	129	48	23	49	9		37.2	17.8	38.0	7.0	
04 Alpena	38	12	9	13	4		31.6	23.7	34.2	10.5	
05 Antrim	17	13		4			76.5		23.5		
06 Arenac	10	7	1	2			70.0	10.0	20.0		
07 Baraga	15	5	2	4	4		33.3	13.3	26.7	26.7	
08 Barry	73	23	5	42	3		31.5	6.8	57.5	4.1	
09 Bay	140	62	17	37	22	2	44.3	12.1	26.4	15.7	1.4
10 Benzie	9	7		2			77.8		22.2		
11 Berrien	347	107	88	102	46	4	30.8	25.4	29.4	13.3	1.2
12 Branch	45	18	8	17	1	1	40.0	17.8	37.8	2.2	2.2
13 Calhoun	383	89	133	61	93	7	23.2	34.7	15.9	24.3	1.8
14 Cass	65	26	21	15	3		40.0	32.3	23.1	4.6	
15 Charlevoix	22	8	4	10			36.4	18.2	45.5		
16 Cheboygan	34	11	3	15	5		32.4	8.8	44.1	14.7	
17 Chippewa	50	13	15	19	3		26.0	30.0	38.0	6.0	
18 Clare	58	20	5	27	5	1	34.5	8.6	46.6	8.6	1.7
19 Clinton	53	24	11	18			45.3	20.8	34.0		
20 Crawford	26	15	2	8		1	57.7	7.7	30.8		3.8
21 Delta	19	6	6	7			31.6	31.6	36.8		
22 Dickinson	22	11	4	7			50.0	18.2	31.8		
23 Eaton	89	29	7	48	5		32.6	7.9	53.9	5.6	
24 Emmet	40	21	1	16	2		52.5	2.5	40.0	5.0	
25 Genesee	454	222	35	108	89		48.9	7.7	23.8	19.6	
26 Gladwin	30	4	1	16	9		13.3	3.3	53.3	30.0	
27 Gogebic	6	4		2			66.7		33.3		
28 Grand Traverse	55	32	4	19			58.2	7.3	34.5		
29 Gratiot	31	15	9	7			48.4	29.0	22.6		
30 Hillsdale	31	22	1	7	1		71.0	3.2	22.6	3.2	
31 Houghton	23	6	6	10	1		26.1	26.1	43.5	4.3	
32 Huron	20	8	4	7	1		40.0	20.0	35.0	5.0	
33 Ingham	381	134	94	147	5	1	35.2	24.7	38.6	1.3	.3
34 Ionia	72	28	11	18	15		38.9	15.3	25.0	20.8	
35 Iosco	23	7	4	11	1		30.4	17.4	47.8	4.3	
36 Iron	9	5		3	1		55.6		33.3	11.1	
37 Isabella	115	37	8	69	1		32.2	7.0	60.0	.9	
38 Jackson	262	105	66	56	32	3	40.1	25.2	21.4	12.2	1.1
39 Kalamazoo	472	120	147	57	141	7	25.4	31.1	12.1	29.9	1.5
40 Kalkaska	22	12	2	7		1	54.5	9.1	31.8		4.5
41 Kent	811	352	138	108	206	7	43.4	17.0	13.3	25.4	.9
42 Keweenaw	1			1					100.0		
43 Lake	13	6	2	5			46.2	15.4	38.5		
44 Lapeer	64	23	4	36	1		35.9	6.3	56.3	1.6	
45 Leelanau	7	3		4			42.9		57.1		
46 Lenawee	106	47	2	52	5		44.3	1.9	49.1	4.7	
47 Livingston	218	63	42	89	24		28.9	19.3	40.8	11.0	
48 Luce	7	3	4				42.9	57.1			

A1c 2006 Criminal Court Dispositions (Offenders) by FOA Region and County — Assaultive Offenses

Page 2 of 2

	Total	Prison ¹	Jail	Jail/ Probation	Proba- tion ²	Other ³	Percents				
							Prison ¹	Jail	Jail/ Probation	Proba- tion ²	Other ³
STATE TOTALS	13,735	4,935	2,112	3,757	2,846	85	35.9	15.4	27.4	20.7	.6
(Cont'd.)											
OUTSTATE REGION TOTALS	7,431	2,705	1,359	2,316	1,003	48	36.4	18.3	31.2	13.5	.6
49 Mackinac	12	1	4	6	1		8.3	33.3	50.0	8.3	
51 Manistee	11	3		6	2		27.3		54.5	18.2	
52 Marquette	43	14		25	4		32.6		58.1	9.3	
53 Mason	33	9	1	23			27.3	3.0	69.7		
54 Mecosta	48	11	9	19	9		22.9	18.8	39.6	18.8	
55 Menominee	10	4	1	5			40.0	10.0	50.0		
56 Midland	87	42	8	27	10		48.3	9.2	31.0	11.5	
57 Missaukee	17	8	1	8			47.1	5.9	47.1		
58 Monroe	176	62	20	93	1		35.2	11.4	52.8	.6	
59 Montcalm	78	26	11	33	7	1	33.3	14.1	42.3	9.0	1.3
60 Montmorency	26	7	11	5	3		26.9	42.3	19.2	11.5	
61 Muskegon	376	175	41	155	5		46.5	10.9	41.2	1.3	
62 Newaygo	50	17	11	20	2		34.0	22.0	40.0	4.0	
64 Oceana	34	7	7	19	1		20.6	20.6	55.9	2.9	
65 Ogemaw	19	6	3	10			31.6	15.8	52.6		
66 Ontonagon	6		4	2				66.7	33.3		
67 Osceola	22	6	1	12	3		27.3	4.5	54.5	13.6	
68 Oscoda	8	4	2	2			50.0	25.0	25.0		
69 Otsego	35	21	5	9			60.0	14.3	25.7		
70 Ottawa	227	49	47	70	59	2	21.6	20.7	30.8	26.0	.9
71 Presque Isle	23	6	5	9	2	1	26.1	21.7	39.1	8.7	4.3
72 Roscommon	31	14	3	10	4		45.2	9.7	32.3	12.9	
73 Saginaw	373	126	53	83	105	6	33.8	14.2	22.3	28.2	1.6
74 St. Clair	263	88	57	97	21		33.5	21.7	36.9	8.0	
75 St. Joseph	112	39	47	24	2		34.8	42.0	21.4	1.8	
76 Sanilac	28	5	5	17	1		17.9	17.9	60.7	3.6	
77 Schoolcraft	8	2		6			25.0		75.0		
78 Shiawassee	81	33	3	42	3		40.7	3.7	51.9	3.7	
79 Tuscola	101	27	9	48	16	1	26.7	8.9	47.5	15.8	1.0
80 Van Buren	103	32	34	31	4	2	31.1	33.0	30.1	3.9	1.9
83 Wexford	41	14	2	25			34.1	4.9	61.0		

¹ Includes HYTA Prison

² Includes Delayed and Suspended Sentences, HYTA Probation, and SAI Probation.

³ Includes Restitution, Fines, Costs, Community Service and DHS sentences.

SOURCE: OMNI Court Disposition Extracts

A2

2006 Criminal Court Dispositions by Offense and Type of Disposition – All Offenses

Page 1 of 33

Compiled Laws	Offense	Max. Penalty
GRAND TOTAL		
%		
VIOLATIONS		
ATTEMPTS		
28.243A	Fingerprinting - Refusal	MISD ATTEMPTS
28.2931	State ID Card - False Application	5 ATTEMPTS
28.2951A-A	State ID Card - Alter/Forge/Use to Commit Felony	10 ATTEMPTS
28.2951B-A	State ID Card - Alter/Forge/Use to Commit Felony or Misdemeanor	5 ATTEMPTS
28.2952	State ID Card - Used w/o Permission	5 ATTEMPTS
28.2952-A	State ID Card - Alter/Forge Intent to Deliver/Possess 2 or More	5 ATTEMPTS
28.425B3	Weapons - Pistols, False Info on CCW Permit	4 ATTEMPTS
28.425K2A	Weapons - Pistols, Carrying Concealed While Under the Influence	MISD ATTEMPTS
28.729	Sex Offender - Fail to Register	4 ATTEMPTS
28.7291A	Sex Offender - Fail to Register	4 ATTEMPTS
28.7291B	Sex Offender - Fail to Register, 2nd Offense	7 ATTEMPTS
28.7291C	Sex Offender - Fail to Register, 3rd Offense	10 ATTEMPTS
28.7292	Sex Offenders - Failure to Comply w/ Duties	MISD ATTEMPTS
28.7292C	Sex Offender - Fail to Report, 3rd Offense	4 ATTEMPTS
28.7294	Sex Offenders - Refusing/Failing to Pay Registration Fee	MISD ATTEMPTS
28.729B	Sex Offenders - Failure to Comply w/ Reporting Duties - 2nd Offense	MISD ATTEMPTS
28.7352A	Student Safety Zone - Residency Violation	MISD ATTEMPTS
75.50C4	Police Animal/Search & Rescue Dog, Harassing	MISD ATTEMPTS
125.1523	State Construction Code Violation	MISD ATTEMPTS
168.933	Election Law - Swear Falsely to Register/Vote	5 ATTEMPTS
205.108	Taxes - Use Tax - Consumer's Failure to Comply w/ Act	MISD ATTEMPTS
205.271A	Taxes - Fail to File/False Return	5 ATTEMPTS
205.271C	Taxes - Make/Permit False Returns	5 ATTEMPTS
205.4282	Tobacco Products Tax Act Violation Felony	5 ATTEMPTS

DISPOSITIONS					
Total	Prison ¹	Jail	Jail/ Probation ²	Probation ²	Other ³
85,054	21,471 25%	17,692 21%	22,951 27%	22,066 26%	874 1%
75,694	20,602	15,512	20,316	18,507	757
9,360	869	2,180	2,635	3,559	117
5		5			
15	5	2	1	6	1
1		1			
5	2	2	1		
1		1			
1				1	
1		1			
3			1	2	
5		1	2	1	1
495	95	178	123	83	16
208	5	85	41	70	7
18		6	6	5	1
13	1	4	4	3	1
20	7	6	4	3	
5	2	2	1		
32		24	1	5	2
1				1	
11	2	7	1	1	
1			1		
2		1		1	
1				1	
1		1			
1		1			
1			1		
1					1
10	2	4	1	1	2
1				1	
1				1	
10			3	5	2
5				1	4

NOTE: Be sure to check for related offense codes when examining a particular type of crime. They may or may not be in sequential order or even on the same page. Offenders may have multiple dispositions.

A2

2006 Criminal Court Dispositions by Offense and Type of Disposition – All Offenses

Page 2 of 33

			DISPOSITIONS					
Compiled Laws	Offense	Max. Penalty	Total	Prison ¹	Jail	Jail/ Probation ²	Probation ²	Other ³
GRAND TOTAL			85,054	21,471	17,692	22,951	22,066	874
%				25%	21%	27%	26%	1%
VIOLATIONS			75,694	20,602	15,512	20,316	18,507	757
ATTEMPTS			9,360	869	2,180	2,635	3,559	117
205.4282-A	Tobacco Products Tax Act Violations Sell w/o Tax Stamp	5 ATTEMPTS	1				1	
205.4283	Tobacco Products Tax Act Violations Misdemeanor	1 ATTEMPTS	1				1	
205.4284	Tobacco Products Tax Act Violations	MISD ATTEMPTS	3				1	2
205.4286	Tobacco Products Tax Act Unauthorized Tax Stamps	10 ATTEMPTS	2 1			1	1 1	
257.1355A	Used Car Parts Dealer - Fail to Record Transaction	2 ATTEMPTS	1				1	
257.1355B	Used Car Parts Dealer - Falsify Record	2 ATTEMPTS	4 1			1	4	
257.215	Operating - Unregistered Vehicle	MISD ATTEMPTS	4		3			1
257.222	Motor Vehicles - Counterfeited Certificate Title - Use/Production	MISD ATTEMPTS	1				1	
257.233A6	Motor Vehicles - Odometer Tampering	5 ATTEMPTS	4			2	1	1
257.254	Motor Vehicle Code - Intent to Pass False Title	10 ATTEMPTS	71 2	17	9	20	25 2	
257.2551	License Plates - Commercial Vehicle Expired/None	MISD ATTEMPTS	2	1	1			
257.256	License Plate/Registration/Title Unlawful Use	MISD ATTEMPTS	72 1		40	13	15 1	4
257.257	License Documents/Plates - Forgery	5 ATTEMPTS	94 71	6 3	13 12	32 18	41 36	2 2
257.301	Operating - No/Multiple Licenses	MISD ATTEMPTS	63		43	10	7	3
257.31010	Driver's License - Forged, Possession	MISD ATTEMPTS	4		2		2	
257.3107A	Driver's License - Forge w/ Intent to Commit Crime Max 10 Yrs+	10 ATTEMPTS	6 1	3	1	1 1	1	
257.3107B	Driver's License - Forge w/ Intent to Commit Crime Max 6mos-<10 yrs	5 ATTEMPTS	13 1	3	1	4	5 1	
257.3108	Driver's License - Forged, Sell/Possess w/Intent to Deliver	5 ATTEMPTS	4		4			
257.3109	Driver's License - Forged, Possession of 2 or More	5 ATTEMPTS	4	1		1	2	
257.311	Operate w/o License	MISD ATTEMPTS	40	1	20	5	10	4
257.312	Operate w/Restricted License	MISD ATTEMPTS	45	1	26	12	5	1
257.324	Operate w/Forged/Altered License/ False ID	MISD ATTEMPTS	87 1	2	74 1	6	3	2
257.328	Motor Vehicle Code - Producing False Evidence of Insurance	MISD ATTEMPTS	2				1	1
257.3291	Insurance Certificates - Possess/ Sale of Stolen/Counterfeit	5 ATTEMPTS	19 2	2	5	4 1	7	1 1

NOTE: Be sure to check for related offense codes when examining a particular type of crime. They may or may not be in sequential order or even on the same page. Offenders may have multiple dispositions.

A2

2006 Criminal Court Dispositions by Offense and Type of Disposition — All Offenses

Page 3 of 33

			DISPOSITIONS					
Compiled Laws	Offense	Max. Penalty	Total	Prison ¹	Jail	Jail/ Probation ²	Probation ²	Other ³
GRAND TOTAL			85,054	21,471	17,692	22,951	22,066	874
%				25%	21%	27%	26%	1%
VIOLATIONS			75,694	20,602	15,512	20,316	18,507	757
ATTEMPTS			9,360	869	2,180	2,635	3,559	117
257.602	Police Officer - Refuse to Obey Traffic Order	MISD ATTEMPTS	10		3	2	4	1
257.602A	Police Officer - Flee (Vehicle Code)	15 ATTEMPTS	2	1	1			
257.602A2	Police Officer - Flee - 4th Degree (Vehicle Code)	2 ATTEMPTS	450	67	112	155	113	3
257.602A3	Police Officer - Flee - 3rd Degree (Vehicle Code)	4 ATTEMPTS	36	3	13	5	18	
257.602A3-A	Police Officer - Flee - 3rd Degree (Vehicle Code)	5 ATTEMPTS	6	3			3	
257.602A4-A	Police Officer - Flee - 2nd Degree (Vehicle Code)	10 ATTEMPTS	1	1			1	
257.602A5	Police Officer - Flee - 1st Degree (Vehicle Code)	15 ATTEMPTS	924	293	173	231	224	3
257.616A2B	Portable Signal Preemption Device - Use of	2 ATTEMPTS	41	6	11	13	11	
257.617	Fail to Stop at Accident - Serious Impairment/Death	5 ATTEMPTS	59	36	7	10	6	
257.6173	Fail to Stop at Accident - At Fault Death Result	15 ATTEMPTS	1	1				
257.617A	Fail to Stop at Personal Injury Accident	1 ATTEMPTS	3	3				
257.618	Fail to Stop at Property Damage Accident (Attended Vehicle)	MISD ATTEMPTS	1		1			
257.620	Fail to Stop after Collision	MISD ATTEMPTS	68	30	6	25	6	1
257.621	Failure to Report Accident to Fixtures	MISD ATTEMPTS	4	1	1	1	1	
257.622	Fail to Report Accident	MISD ATTEMPTS	8	7		1		
257.624A	Alcohol - Open Container in Vehicle	MISD ATTEMPTS	32		18	8	5	1
257.624B1	Alcohol - Possession By Minor in Motor Vehicle	MISD ATTEMPTS	33	2	19	6	6	
257.625	Operating Vehicle Intoxicated	15 ATTEMPTS	1		34	1	5	3
257.6251	Operating Vehicle Intoxicated	15 ATTEMPTS	8		4	2	1	1
257.6251-A	Operating Vehicle Intoxicated	MISD ATTEMPTS	8		4	1	1	2
257.62510	Operating Vehicle Intoxicated, Minor w/ any BAC - 2nd+ Offense	5 ATTEMPTS	120		79	18	16	7
257.62510B	Operating Vehicle Intoxicated - 2nd Offense	1 ATTEMPTS	1			1	1	
257.62510C	Operating Vehicle Intoxicated - 3rd Offense	1 ATTEMPTS	3			1	2	
257.6253A	Operate - Impaired	MISD ATTEMPTS	4		2	1	1	
			2		1	1		
			643	12	300	159	148	24
			5				5	
			1		1			
			25		10	14	1	
			1			1		
			44	1	5	33	5	
			119	1	56	23	32	7
			3		1		2	

NOTE: Be sure to check for related offense codes when examining a particular type of crime. They may or may not be in sequential order or even on the same page. Offenders may have multiple dispositions.

A2 2006 Criminal Court Dispositions by Offense and Type of Disposition – All Offenses

Page 4 of 33

			DISPOSITIONS					
Compiled Laws	Offense	Max. Penalty	Total	Prison ¹	Jail	Jail/ Probation ²	Probation ²	Other ³
GRAND TOTAL			85,054	21,471	17,692	22,951	22,066	874
%				25%	21%	27%	26%	1%
VIOLATIONS			75,694	20,602	15,512	20,316	18,507	757
ATTEMPTS			9,360	869	2,180	2,635	3,559	117
257.6254	Operating Vehicle Intoxicated, Causing Death	15 ATTEMPTS	69	50		14	5	
257.6254A	Operating Vehicle Intoxicated, Causing Death	15 ATTEMPTS	4	3		1		
257.6255-A	Operating Vehicle Intoxicated, Causing Serious Injury	5 ATTEMPTS	4	1		2	1	
257.6256	Operating Vehicle Intoxicated, Impaired - 3rd Felony	5 ATTEMPTS	157	57	3	78	19	
257.6256-A	Minor Operating Vehicle, w/ Any Blood Alcohol Content	MISD ATTEMPTS	5	2	2	2	1	
257.6256B	Operating Vehicle Intoxicated, Contr. Sub. - 2nd Offense	1 ATTEMPTS	1		1			
257.6256D	Operating Vehicle Intoxicated, Contr. Sub. - 3rd Offense	5 ATTEMPTS	22		6	1	7	8
257.6257A1	Operating Vehicle Intoxicated, w/ Occupant <16	1 ATTEMPTS	277	1	111	115	50	
257.6257A2	Operating Vehicle Intoxicated, w/ Occupant <16 - 2nd+ Offense	5 ATTEMPTS	2			1	1	
257.6258	Operating Vehicle, w/ Presence of Controlled Substance	MISD ATTEMPTS	2,875	730	329	1,612	202	2
257.625B	OUIL	5 ATTEMPTS	36	3	10	15	8	
257.625L	Ignition Interlock Device - Violations	MISD ATTEMPTS	108	23	8	64	13	
257.626	Driving - Reckless	MISD ATTEMPTS	43		21	9	12	1
257.626A	Operating - Drag Racing	MISD ATTEMPTS	1		1		6	1
257.626C	Driving - Felonious	2 ATTEMPTS	1			1		
257.903	Motor Vehicle Code, False Certification	5 ATTEMPTS	76	1	27	15	25	8
257.9032	Motor Vehicle Code, False Certification - 2nd Offense	7 ATTEMPTS	1			1	1	
257.904	Operate - License Suspended/Revoked/ Denied	15 ATTEMPTS	1					
257.9041B	Operate - Allow Suspended/Revoked/ Denied to Operate	MISD ATTEMPTS	34	8	7	10	9	
257.9041C	Operate - Allow Suspended/Revoked/ Denied to Operate - 2nd+ Offense	1 ATTEMPTS	3				3	
257.9044	Operate - License Susp./Rev./Denied, Causing Death	15 ATTEMPTS	59	14	9	4	28	4
257.9045	Operate - License Susp./Rev./Denied, Causing Serious Injury	5 ATTEMPTS	14		2	1	9	2
257.9047-A	Allow Suspended Person to Operate, Causing Serious Injury	2 ATTEMPTS	1			1		
257.904A	Operating - No License for 3 Years	MISD ATTEMPTS	20		12	4	4	
			706	5	412	141	108	40
			4		1		3	
			745	8	524	124	72	17
			18	15		3		
			1	1				
			29	16	1	7	5	
			1				1	
			3		2	1		

NOTE: Be sure to check for related offense codes when examining a particular type of crime. They may or may not be in sequential order or even on the same page. Offenders may have multiple dispositions.

A2

2006 Criminal Court Dispositions by Offense and Type of Disposition – All Offenses

Page 5 of 33

			DISPOSITIONS					
Compiled Laws	Offense	Max. Penalty	Total	Prison ¹	Jail	Jail/ Probation ²	Probation ²	Other ³
		GRAND TOTAL	85,054	21,471	17,692	22,951	22,066	874
		%		25%	21%	27%	26%	1%
		VIOLATIONS	75,694	20,602	15,512	20,316	18,507	757
		ATTEMPTS	9,360	869	2,180	2,635	3,559	117
257.904E	Motor Vehicle - Immobilization - Violations	MISD ATTEMPTS	1			1		
259.183	Aircraft - Unlawful Tampering, Making Unsafe	5 ATTEMPTS	1			1		
289.51072	Food Law - Felony Violations	4 ATTEMPTS	1			1		
290.6313B	Weights & Measures - Intentional Violations	5 ATTEMPTS	1				1	
324.1608	Resist/Obstruct Conservation Officers	2 ATTEMPTS	1		1			
324.169092	Scrap Tires - Violation Involving 50 Tires or More	MISD ATTEMPTS	1			1		
324.20139	Hazardous Subs., Knowingly Release/ False Statement [Endanger]	2 ATTEMPTS	1			1		
324.31152A	Water Resources Protection Violation	2 ATTEMPTS	1		1			
324.31154	Water Resources Protection Violation Endangerment/Death	5 ATTEMPTS	1	1				
324.401112	Wildlife Conservation Part - Possesing Firearm in Vehicle or Motorized Boat	MISD ATTEMPTS	2		1		1	
324.401114	Wildlife Conservation Part - Hunting/ Shooting from Safety Zone	MISD ATTEMPTS	1			1		
324.401181	Wildlife Conservation Part - General Violations	MISD ATTEMPTS	3					3
324.401183	Wildlife Conservation Part - Taking Deer/Bear/Turkeys	MISD ATTEMPTS	1					1
324.43513	Hunting/Fishing Lic. Part - Transport Unsecured Firearm/Bow	MISD ATTEMPTS	1		1			
324.43521	Hunting/Fishing w/o License	MISD ATTEMPTS	1				1	
324.435231	Hunting & Fishing License Part - Hunting Small Game w/o License	MISD ATTEMPTS	1					1
324.435251	Hunting & Fishing - Hunting Waterfowl w/o License	MISD ATTEMPTS	1					1
324.435261	Hunting & Fishing License Part - Hunting Deer w/o License	MISD ATTEMPTS	1	1				
324.435581E	Hunting and Fishing License Part - Using Another's License	MISD ATTEMPTS	1				1	
324.731022	Trespass, Recreational Trespass Law	MISD ATTEMPTS	1			1		
324.73103	Trespass, Recreational Trespass Law	MISD ATTEMPTS	1					1
324.80172	Marine Safety, Negligence Cause Injury/Death	2 ATTEMPTS	1			1		
324.801764	Marine Safety, Operating Under Influence, Death	15 ATTEMPTS	3			2	1	
324.81122	ORV - Operating on Highway or Right-of-Way	MISD ATTEMPTS	1	1				
			4		2			2

NOTE: Be sure to check for related offense codes when examining a particular type of crime. They may or may not be in sequential order or even on the same page. Offenders may have multiple dispositions.

A2

2006 Criminal Court Dispositions by Offense and Type of Disposition – All Offenses

Page 6 of 33

			DISPOSITIONS					
Compiled Laws	Offense	Max. Penalty	Total	Prison ¹	Jail	Jail/ Probation ²	Probation ²	Other ³
GRAND TOTAL			85,054	21,471	17,692	22,951	22,066	874
%				25%	21%	27%	26%	1%
VIOLATIONS			75,694	20,602	15,512	20,316	18,507	757
ATTEMPTS			9,360	869	2,180	2,635	3,559	117
324.81133I	ORV - Operate, Trespass	MISD	1				1	
ATTEMPTS								
324.81134	ORV - OUIL	5	1				1	
ATTEMPTS								
324.811342	ORV - Operating w/ BAC of 0.10 Grams or More	MISD	1		1			
ATTEMPTS								
324.821271	Snowmobiles - OUIL - Misd.	MISD	1			1		
ATTEMPTS								
324.821582	Snowmobiles - Flee and Elude	MISD	2		2			
ATTEMPTS								
324.8903	Littering - Objects in Path of Vehicle	MISD	1		1			
ATTEMPTS								
333.16294	Health Profession - Unauthorized Practice Felony	4	5		1	1	2	1
ATTEMPTS								
333.16296A	Health Profession - Unauthorized Use of Title	MISD	1				1	
ATTEMPTS								
333.177644	Contr. Sub. - Sale of Adulterated Drugs Cause Personal Injury	4	1		1			
ATTEMPTS								
333.17766	Contr. Sub. - Drugs, Obtain by False Rx	MISD	4		3	1		
ATTEMPTS								
333.17766A2-A	Contr. Sub. - Steroids, Possess - 2nd Offense	4	2				2	
ATTEMPTS								
333.17766B	Contr. Sub. - Drugs, Obtain by False Representation	MISD	1		1			
ATTEMPTS								
333.17766C	Contr. Sub. - Drugs, Falsely Make/Utter/Publish/Pass/Alter/Forge Rx	2	1				1	
ATTEMPTS								
333.17766C1	Contr. Sub. - Ephedrine/Pseudoephedrine Posses >12 grams	2	21	2	4	5	10	
ATTEMPTS			2			1	1	
333.17766D	Contr. Sub. - Drugs, Knowingly Posses False/Forged/Altered Rx	MISD	3				3	
ATTEMPTS								
333.17766E	Contr. Sub. - Drugs, Knowingly Attempts to Possess False/Forged/Altered Rx	MISD	3		1	1	1	
ATTEMPTS			1			1		
333.17766F	Contr. Sub. - Drugs, Possess/Control Rx for Purpose of Resale/Dispensory	MISD	1		1			
ATTEMPTS								
333.2894	Vital Records - General Violations - 1 Year Misd.	MISD	1	1				
ATTEMPTS								
333.5210	AIDS - Sexual Penetration w/ Uninformed Partner	4	4	2	2			
ATTEMPTS								
333.73022	Controlled Substances - Drugs, Label Alteration/Defacement	MISD	1				1	
ATTEMPTS								
333.73413	Contr. Sub. - Imitation Mfg/ Distribution	2	107	19	41	16	31	
ATTEMPTS			4		2	2		
333.7401	Contr. Sub. - Delivery/Manufacture	LIFE	2	1	1			
ATTEMPTS								
333.74012A	Contr. Sub. - Del/Mfg (Narcotic or Cocaine)	LIFE	12	2	9	1		
ATTEMPTS			1		1			
333.74012A1	Contr. Sub. - Del/Mfg 1,000+ Grams (Narc. or Cocaine)	LIFE	22	17			5	
ATTEMPTS								

NOTE: Be sure to check for related offense codes when examining a particular type of crime. They may or may not be in sequential order or even on the same page. Offenders may have multiple dispositions.

A2 2006 Criminal Court Dispositions by Offense and Type of Disposition — All Offenses

Page 7 of 33

Compiled Laws	Offense	Max. Penalty
GRAND TOTAL		
%		
VIOLATIONS		
ATTEMPTS		
333.74012A2	Contr. Sub. - Del/Mfg 450 - 999 Grams (Narc. or Cocaine)	30 ATTEMPTS
333.74012A3	Contr. Sub. - Del/Mfg 50 - 449 Grams (Narc. or Cocaine)	20 ATTEMPTS
333.74012A4	Contr. Sub. - Del/Mfg Under 50 Grams (Narc. or Cocaine)	20 ATTEMPTS
333.74012B	Contr. Sub. - Del/Mfg (Sched. 1-3), Meth/Ecstasy	20 ATTEMPTS
333.74012B-A	Contr. Sub. - Del/Mfg (Sched. 1-3), Except Marijuana	7 ATTEMPTS
333.74012B-B	Contr. Sub. - Del/Mfg (Subs added Sched. 1-3 by Rule)	7 ATTEMPTS
333.74012B1	Contr. Sub. - Del/Mfg Meth/Ecstasy	20 ATTEMPTS
333.74012C-A	Contr. Sub. - Del/Mfg (Sched. 4)	4 ATTEMPTS
333.74012C-B	Contr. Sub. - Del/Mfg (Added to Sched. 4 by Board Rule)	4 ATTEMPTS
333.74012D	Contr. Sub. - Del/Mfg (Sched. 5)	2 ATTEMPTS
333.74012D1	Contr. Sub. - Del/Mfg 45 or More Kilograms Marijuana	15 ATTEMPTS
333.74012D2	Contr. Sub. - Del/Mfg 5 to <45 Kilograms Marijuana	7 ATTEMPTS
333.74012D3	Contr. Sub. - Del/Mfg Marijuana	4 ATTEMPTS
333.74012F	Prescription Forms - Del/Mfg/Intent	7 ATTEMPTS
333.7401B3A	Contr. Sub. - Del/Mfg GBL	7 ATTEMPTS
333.7401B3B	Contr. Sub. - Possess GBL	2 ATTEMPTS
333.7401C2A	Contr. Sub. - Operate/Maintain Lab	10 ATTEMPTS
333.7401C2B	Contr. Sub. - Operate/Maintain Lab Near Minor	20 ATTEMPTS
333.7401C2C	Contr. Sub. - Operate/Maintain Lab Involving Hazardous Waste	20 ATTEMPTS
333.7401C2D	Contr. Sub. - Operate/Maintain Lab Near Specified Places	20 ATTEMPTS
333.7401C2E	Contr. Sub. - Operate/Maintain Lab Involving Firearm	25 ATTEMPTS
333.7401C2F	Contr. Sub. - Operate/Maintain Lab Involving Meth	20 ATTEMPTS
333.74022A	Contr. Sub. - Create/Del./Intent Counterfeit (Narcotic)	10 ATTEMPTS
333.74022B	Contr. Sub. - Create/Del./Intent Counterfeit (Sched. 1-3)	5 ATTEMPTS

DISPOSITIONS					
Total	Prison ¹	Jail	Jail/ Probation ²	Probation ²	Other ³
85,054	21,471 25%	17,692 21%	22,951 27%	22,066 26%	874 1%
75,694	20,602	15,512	20,316	18,507	757
9,360	869	2,180	2,635	3,559	117
25	24			1	
185	154	3	21	7	
7	2	1	1	3	
3,233	971	618	919	718	7
856	76	195	210	373	2
1				1	
250	40	36	89	84	1
12		3	2	6	1
9	5		3	1	
223	123	5	46	49	
16	4	1	4	7	
40	10	6	13	10	1
4		1	1	2	
2		1	1		
2		2			
5		1	2	1	1
3		1	1		1
38	19	9	5	5	
140	12	27	49	52	
9	1	1	3	4	
3,006	326	563	1,053	1,045	19
432	11	87	116	215	3
27	4	6	9	8	
2			1	1	
1				1	
2				2	
70	20	21	19	9	1
4		1	3		
4	4				
5	4		1		
9	5	2	2		
2	2				
161	84	8	22	46	1
11	4	2	4	1	
4				4	
2			1	1	
5	2	1	1	1	

NOTE: Be sure to check for related offense codes when examining a particular type of crime. They may or may not be in sequential order or even on the same page. Offenders may have multiple dispositions.

A2

2006 Criminal Court Dispositions by Offense and Type of Disposition – All Offenses

Page 8 of 33

			DISPOSITIONS					
Compiled Laws	Offense	Max. Penalty	Total	Prison ¹	Jail	Jail/ Probation ²	Probation ²	Other ³
GRAND TOTAL			85,054	21,471	17,692	22,951	22,066	874
%				25%	21%	27%	26%	1%
VIOLATIONS			75,694	20,602	15,512	20,316	18,507	757
ATTEMPTS			9,360	869	2,180	2,635	3,559	117
333.74022D	Contr. Sub. - Create/Del./Counterfeit Sub. (Sched. 5)	2 ATTEMPTS	1	1				
333.74022E	Contr. Sub. - Create/Deliver Analogue	15 ATTEMPTS	20	9	2	5	4	
333.7403	Contr. Sub. - Possess Marijuana	LIFE ATTEMPTS	1		1			
333.74032A	Contr. Sub. - Possess	LIFE ATTEMPTS	2				2	
333.74032A1	Contr. Sub. - Possess 1,000+ Grams (Narcotic)	LIFE ATTEMPTS	1	1				
333.74032A2	Contr. Sub. - Possess 450 - 999 Grams (Narcotic)	30 ATTEMPTS	3	3				
333.74032A3	Contr. Sub. - Possess 50 - 449 Grams (Narcotic)	20 ATTEMPTS	22	20		1	1	
333.74032A4	Contr. Sub. - Possess 25 - 49 Grams (Narcotic)	4 ATTEMPTS	58	7	12	18	20	1
333.74032A5	Contr. Sub. - Possess <25 Grams (Narcotic)	4 ATTEMPTS	6		2	1	3	
333.74032B	Contr. Sub. - Possess Analogues/Sched. 1-4	2 ATTEMPTS	6,461	635	1,865	1,689	2,223	49
333.74032B-A	Contr. Sub. - Possess Analogues/Sched. 1-4	2 ATTEMPTS	666	8	179	123	354	2
333.74032B-B	Contr. Sub. - Possess Analogues/Sched. 1-4	2 ATTEMPTS	9		2	1	6	
333.74032B1	Contr. Sub. - Possess Methamphetamine	10 ATTEMPTS	3		1		2	
333.74032C-A	Contr. Sub. - Possess Sched. 5	1 ATTEMPTS	845	47	173	263	354	8
333.74032D	Contr. Sub. - Possess Marijuana	1 ATTEMPTS	28	1	9	6	12	
333.74032F	Prescription Forms - Possession	MISD ATTEMPTS	43	4	11	11	16	1
333.74042	Controlled Substance - Possession	MISD ATTEMPTS	6		1		5	
333.74042A	Contr. Sub. - Use (Narcotic/Cocaine/Meth/Ecstasy)	1 ATTEMPTS	589	81	101	181	224	2
333.74042B	Contr. Sub. - Use	1 ATTEMPTS	53	7	5	21	20	
333.74042D	Contr. Sub. - Use of Marijuana	MISD ATTEMPTS	20	2	7	4	6	1
333.7405D	Contr. Sub. - Maintain Drug House	2 ATTEMPTS	1,846	62	688	492	560	44
333.7405E	Contr. Sub. - Maintain Drug House	2 ATTEMPTS	12		2	3	7	
333.74071A	Contr. Sub. - Licensee Distribute w/o Order Form	4 ATTEMPTS	4			2	2	
333.74071C	Contr. Sub. - Obtain by Fraud	4 ATTEMPTS	3				3	
			246	4	113	38	83	8
			158	1	25	30	101	1
			27		10	7	9	1
			726	68	145	231	260	22
			25	1	9	2	12	1
			3	1			2	
			1				1	
			2		1		1	
			248	23	39	82	101	3
			70	5	17	24	23	1

NOTE: Be sure to check for related offense codes when examining a particular type of crime. They may or may not be in sequential order or even on the same page. Offenders may have multiple dispositions.

A2 2006 Criminal Court Dispositions by Offense and Type of Disposition — All Offenses

Page 9 of 33

			DISPOSITIONS					
Compiled Laws	Offense	Max. Penalty	Total	Prison ¹	Jail	Jail/ Probation ²	Probation ²	Other ³
GRAND TOTAL			85,054	21,471	17,692	22,951	22,066	874
%				25%	21%	27%	26%	1%
VIOLATIONS			75,694	20,602	15,512	20,316	18,507	757
ATTEMPTS			9,360	869	2,180	2,635	3,559	117
333.74071G	Contr. Sub. - Counterfeit Prescription Form	4 ATTEMPTS	12		3	6	3	
333.74072	Contr. Sub. - Fail to Keep Records	4 ATTEMPTS	4		2	2	1	
333.7407A-C	Contr. Sub. - Inducing Person to Violate - High Misdemeanor	4 ATTEMPTS	1		1			
333.7407A1-A	Contr. Sub. - Attempt Felony	LIFE ATTEMPTS	28	6	5	12	5	
333.7407A1(B)	Controlled Substance - Fraud	4 ATTEMPTS	1		1		1	
333.7407AA	Contr. Sub. - Inducing Person to Violate - Life Felony	VAR ATTEMPTS	2		2			
333.74101-A	Contr. Sub. - Deliver to Minor <50 Grams (Narcotic/Cocaine)	40 ATTEMPTS	7	7				
333.74101-B	Contr. Sub. - Deliver to Minor (Sched. 1-3, Except Marij./Coc.)	14 ATTEMPTS	1		1			
333.74101-D	Contr. Sub. - Delivery to Minor, Sched. 4 and Marijuana	8 ATTEMPTS	6	2	3		1	
333.74102	Contr. Sub. - Distribution w/o Remuneration (Marijuana)	60 ATTEMPTS	4		1	2	1	
333.74102-A	Contr. Sub. - Deliver <50 Grams, School Prop. (Narc/Cocaine)	60 ATTEMPTS	7	6			1	
333.74103	Contr. Sub. - Intent Deliver <50 Grams, School Prop (Narc.)	40 ATTEMPTS	3	1		1	1	
333.74104-A	Contr. Sub. - Possess on School/Library Prop. (Narc./Coc.) <25 Grams	8 ATTEMPTS	1		1	1	1	
333.74104-B	Contr. Sub. - Possess on School/Library Property (Sched.1-4)	4 ATTEMPTS	3			1	2	
333.74104-D	Contr. Sub. - Possess Marijuana, on School/Library Property	2 ATTEMPTS	31		5	14	12	
333.7410A	Contr. Sub. - Deliver/Possess in Park	2 ATTEMPTS	1		1			
333.74132	Contr. Sub. - 2nd+ Offense - Double Penalty	VAR ATTEMPTS	36	14	10	5	7	
333.7416	Contr. Sub. - Induce Minor to Felony	LIFE ATTEMPTS	2	2				
335.07	Marihuana, Possession	MISD ATTEMPTS	5		1		4	
335.16	Narcotics, Unlawful Use	MISD ATTEMPTS	1		1			
338.823-A	Private Detectives - No License	4 ATTEMPTS	1		1			
339.6013	Occupational Code - Performing Occupation w/o License - 1st Offense	MISD ATTEMPTS	17		9	2	6	
339.6014	Occupational Code - Performing Occupation w/o License - 2nd Offense	MISD ATTEMPTS	1		1			
400.601-A	Fraud - Welfare, \$500 or Less	4 ATTEMPTS	4		1		3	

NOTE: Be sure to check for related offense codes when examining a particular type of crime. They may or may not be in sequential order or even on the same page. Offenders may have multiple dispositions.

A2

2006 Criminal Court Dispositions by Offense and Type of Disposition — All Offenses

Page 10 of 33

			DISPOSITIONS					
Compiled Laws	Offense	Max. Penalty	Total	Prison ¹	Jail	Jail/ Probation ²	Probation ²	Other ³
GRAND TOTAL			85,054	21,471	17,692	22,951	22,066	874
%				25%	21%	27%	26%	1%
VIOLATIONS			75,694	20,602	15,512	20,316	18,507	757
ATTEMPTS			9,360	869	2,180	2,635	3,559	117
400.601-B	Fraud - Welfare, Over \$500	4	42	1	4	5	32	
		ATTEMPTS	17	1	1	6	8	1
400.602	Fraud - Welfare, Failure to Inform	4	1					1
		ATTEMPTS						
400.602-A	Fraud - Welfare, Failure to Inform, \$500 or Less	MISD	18				16	2
		ATTEMPTS	1		1			
400.602-B	Fraud - Welfare, Failure to Inform, Over \$500	4	283		7	12	262	2
		ATTEMPTS	23	3		7	11	2
400.6033	Medicaid Fraud - Conceal Information	4	1			1		
		ATTEMPTS						
400.6071	Medicaid Fraud - False Claim	4	3		1	1	1	
		ATTEMPTS	1		1			
408.10355	MIOSHA - Violation Cause Employee Death	1	1				1	
		ATTEMPTS						
408.485	Failure to Pay Wages - Wilful	MISD	2				2	
		ATTEMPTS						
421.54B1IB	Unemployment Comp. Fraud, False Statmnt/Misrep. over \$25K	2	1				1	
		ATTEMPTS						
432.2181	Gambling Operations - Felony Violations	10	2				2	
		ATTEMPTS	2				2	
432.2182	Gambling Activities - Felony Violations	10	3			1	2	
		ATTEMPTS						
432.30	Lottery - Forge/Counterfeit Ticket	5	1				1	
		ATTEMPTS	2	2				
433.12	Animals - Running At Large	MISD	22					22
		ATTEMPTS						
436.1203	Alcohol - Sale/Deliver/Import w/o License	1	11		2	2	7	
		ATTEMPTS						
436.16131	Alcohol - Furnishing Place for Consideration (1 Yr Felony)	MISD	5				2	3
		ATTEMPTS						
436.17011-A	Alcohol - Sell/Furnish to Minor	MISD	17		13		4	
		ATTEMPTS						
436.17031A	Alcohol - Purchase/Consume/ Possess by Minor	MISD	90	2	22	18	23	25
		ATTEMPTS						
436.17031B	Alcohol - Purchase/Consume/ Possess by Minor - 2nd Offense	MISD	7		1	4	1	1
		ATTEMPTS						
436.17031C	Alcohol - Purchase/Consume/ Possess by Minor - 3rd+ Offense	MISD	8		1	3	2	2
		ATTEMPTS						
436.19151	Alcohol - Consumption On Highway	MISD	1					1
		ATTEMPTS						
436.33A	Possesion Alcohol In Motor Vehicle By Minor	MISD	1					1
		ATTEMPTS						
436.33B1A	Alcohol - Minor, Purchase/Possess/ Consume	MISD	1			1		
		ATTEMPTS						
440.95016	File False/Fraudulent Financial Statement	5	5				5	
		ATTEMPTS						
445.65	Identity Theft	5	349	110	27	83	128	1
		ATTEMPTS	30	1	3	7	19	

NOTE: Be sure to check for related offense codes when examining a particular type of crime. They may or may not be in sequential order or even on the same page. Offenders may have multiple dispositions.

A2

2006 Criminal Court Dispositions by Offense and Type of Disposition — All Offenses

Page 11 of 33

			DISPOSITIONS					
Compiled Laws	Offense	Max. Penalty	Total	Prison ¹	Jail	Jail/ Probation ²	Probation ²	Other ³
GRAND TOTAL			85,054	21,471	17,692	22,951	22,066	874
%				25%	21%	27%	26%	1%
VIOLATIONS			75,694	20,602	15,512	20,316	18,507	757
ATTEMPTS			9,360	869	2,180	2,635	3,559	117
445.67	Identity Theft - Obtain/Possess/ Transfer ID w/Intent	5 ATTEMPTS	40	9	6	8	17	
451.501	Blue Sky Laws - Fraudulent Schemes/ Statements	10 ATTEMPTS	2		4	1	1	
462.273	Trains - Trespass on Tracks	MISD ATTEMPTS	4		1			
500.3102	Motor Vehicle - Operating w/o Security	MISD ATTEMPTS	2		1	1		
500.45111	Insurance - Fraudulent Acts	4 ATTEMPTS	23		15	4	1	3
500.45112	Insurance Fraud - Conspiracies	10 ATTEMPTS	61	3	7	25	26	
565.371	Real Property - Record Fraud Conveyance	3 ATTEMPTS	11		2	2	5	2
570.111010B1	Contractor - False Sworn Statements, \$200 - <\$1K	MISD ATTEMPTS	12	1	2	4	5	
570.111010C	Contractor - False Sworn Statements, \$1K - <\$20K	5 ATTEMPTS	1			1		
570.152	Contractor - Fraudulent Use of Building Contract Fund	3 ATTEMPTS	1			1		
600.2907A2	Real Property - Encumber w/o Lawful Cause	3 ATTEMPTS	24	3	3	13	5	
722.151B	Children - Harboring Runaways	MISD ATTEMPTS	3	1		1	1	
722.6335B	Child Abuse - Intentional False Report Felony	VAR ATTEMPTS	1		1			
722.642	Tobacco - Possession/Use by Minor	MISD ATTEMPTS	4				1	3
722.675	Distribute Obscene Matter to Children	2 ATTEMPTS	8	3		3	2	
750.109A	Boats - Unauthorized Use or Possession	MISD ATTEMPTS	7			7		
750.10A	Sexually Delinquent Person	LIFE ATTEMPTS	1		1			
750.110	Breaking & Entering - Bldg. w/Intent	15 ATTEMPTS	7	5		1	1	
750.110-A	Breaking & Entering - Unoccupied Bldg. w/Intent	10 ATTEMPTS	2,026	705	262	664	384	11
750.110-B	Breaking & Entering - Occupied Bldg. w/Intent	15 ATTEMPTS	372	93	63	115	101	
750.110A2	Home Invasion - 1st Degree	20 ATTEMPTS	4	2	2			
750.110A3	Home Invasion - 2nd Degree	15 ATTEMPTS	3	2		1		
750.110A4	Home Invasion - 3rd Degree	5 ATTEMPTS	4		4			
750.111	Breaking & Entering - Entry w/o Breaking, w/Intent	5 ATTEMPTS	1		1			
			623	436	20	72	90	5
			108	35	20	34	18	1
			1,670	804	141	402	321	2
			186	49	24	61	51	1
			606	113	124	188	178	3
			38	4	12	9	13	
			148	32	30	49	37	
			10	1	1	4	4	

NOTE: Be sure to check for related offense codes when examining a particular type of crime. They may or may not be in sequential order or even on the same page. Offenders may have multiple dispositions.

A2

2006 Criminal Court Dispositions by Offense and Type of Disposition – All Offenses

Page 12 of 33

			DISPOSITIONS					
Compiled Laws	Offense	Max. Penalty	Total	Prison ¹	Jail	Jail/ Probation ²	Probation ²	Other ³
GRAND TOTAL			85,054	21,471	17,692	22,951	22,066	874
%				25%	21%	27%	26%	1%
VIOLATIONS			75,694	20,602	15,512	20,316	18,507	757
ATTEMPTS			9,360	869	2,180	2,635	3,559	117
750.113	Breaking & Entering - Coin Box	MISD	1		1			
		ATTEMPTS						
750.115	Breaking & Entering - Illegal Entry w/o Owner's Permission/Denied	MISD	19		7	3	8	1
		ATTEMPTS						
750.115A	Illegal Entry (w/o Owners Permission)	MISD	125		50	27	46	2
		ATTEMPTS	4		2		2	
750.115B	Breaking & Entering - Public Place Where Entry Strictly Denied	MISD	1		1			
		ATTEMPTS						
750.116	Burglar's Tools - Possess	10	82	32	12	16	21	1
		ATTEMPTS	21	5	6	7	3	
750.117	Public Officer - Bribery	4	5	1	2		2	
		ATTEMPTS						
750.12	Abduct - Take Woman to Marry	10	1	1				
		ATTEMPTS						
750.1227A	Witness - Bribe/Intimidate/Interfere	4	29	11	2	12	4	
		ATTEMPTS	4		3	1		
750.1227B	Witness - Bribe/Intimidate/Interfere	10	11	6	1	3	1	
		ATTEMPTS	4	1	1	1	1	
750.1227C	Witness - Intimidate/Threaten to Kill or Injure	15	10	8	1		1	
		ATTEMPTS	4	1		2	1	
750.1228	Witness - Retaliate Against	10	3		1		2	
		ATTEMPTS						
750.13	Entice Female Under 16 for Immoral Purposes	10	1	1				
		ATTEMPTS						
750.131	Check - Non-Sufficient Funds	2	1		1			
		ATTEMPTS						
750.1313A1	Check - Non-Sufficient Funds, Less than \$100	MISD	41		19	9	9	4
		ATTEMPTS						
750.1313B1	Check - Non-Sufficient Funds, \$100 - <\$500	1	41		9	16	15	1
		ATTEMPTS						
750.1313B2	Check - Non-Sufficient Funds, \$100 - <\$500 - 3rd+ Offense	2	1			1		
		ATTEMPTS						
750.1313C	Check - Non-Sufficient Funds, \$500 or more	2	129	28	18	37	43	3
		ATTEMPTS	7			2	5	
750.131A	Check - No Account or Non-Sufficient Funds	2	3		1		2	
		ATTEMPTS						
750.131A1	Check - No Account	2	532	69	141	202	113	7
		ATTEMPTS	21		6	8	7	
750.131A2	Check - Non-Sufficient Funds, Three w/in 10 days	2	146	13	34	67	31	1
		ATTEMPTS	7		4	1	2	
750.136B2	Child Abuse - 1st Degree	15	36	29		3	4	
		ATTEMPTS	3			3		
750.136B3	Child Abuse - 2nd Degree	4	108	18	13	49	28	
		ATTEMPTS	6			4	2	
750.136B4	Child Abuse - 3rd Degree	2	167	11	23	65	66	2
		ATTEMPTS	4			1	3	
750.136B5	Child Abuse - 4th Degree	1	59		9	10	39	1
		ATTEMPTS	1			1		

NOTE: Be sure to check for related offense codes when examining a particular type of crime. They may or may not be in sequential order or even on the same page. Offenders may have multiple dispositions.

A2

2006 Criminal Court Dispositions by Offense and Type of Disposition – All Offenses

Page 13 of 33

			DISPOSITIONS					
Compiled Laws	Offense	Max. Penalty	Total	Prison ¹	Jail	Jail/ Probation ²	Probation ²	Other ³
GRAND TOTAL			85,054	21,471	17,692	22,951	22,066	874
%				25%	21%	27%	26%	1%
VIOLATIONS			75,694	20,602	15,512	20,316	18,507	757
ATTEMPTS			9,360	869	2,180	2,635	3,559	117
750.141A2	Drugs/Alcohol - Allowing Consumption by Minors	MISD ATTEMPTS	5		5			
750.145	Children - Contribute to Delinquency	MISD ATTEMPTS	89		23	19	46	1
750.145A	Accost/Solicit Child for Immoral Purposes	1 ATTEMPTS	2	1		1		
750.145A-A	Children - Accost for Immoral Purposes	4 ATTEMPTS	85	37	9	30	9	
750.145C2	Child Sexually Abusive Activity	20 ATTEMPTS	11	1	3	6	1	
750.145C3	Child Sexually Abusive Activity, Promote or Distribute	7 ATTEMPTS	94	88	1	2	3	
750.145C4	Child Sexually Abusive Material, Possess	4 ATTEMPTS	5	2		3		
750.145C3	Child Sexually Abusive Activity, Promote or Distribute	7 ATTEMPTS	18	6	1	5	6	1
750.145C4	Child Sexually Abusive Material, Possess	4 ATTEMPTS	1	6	2			
750.145C4-A	Child Sexually Abusive Material, Possess	4 ATTEMPTS	8	6				
750.145D2C	Computer/Internet - Plan Crime w/ Other, Max 2 - <4 yrs	4 ATTEMPTS	165	49	10	58	48	
750.145D2D	Computer/Internet - Plan Crime w/ Other, Max 4 - <10 yrs	10 ATTEMPTS	8	1		3	4	
750.145D2E	Computer/Internet - Plan Crime w/ Other, Max 10 - <15 yrs	15 ATTEMPTS	28	17	1	9	1	
750.145D2F	Computer/Internet - Plan Crime w/ Other, Max 15+ yrs	20 ATTEMPTS	1			1		
750.145D2D	Computer/Internet - Plan Crime w/ Other, Max 4 - <10 yrs	10 ATTEMPTS	36	22		11	3	
750.145D2E	Computer/Internet - Plan Crime w/ Other, Max 10 - <15 yrs	15 ATTEMPTS	1	1				
750.145D2F	Computer/Internet - Plan Crime w/ Other, Max 15+ yrs	20 ATTEMPTS	4	4				
750.145N1	Vulnerable Adult Abuse - 1st Degree	15 ATTEMPTS	61	34	3	20	4	
750.145N2	Vulnerable Adult Abuse - 2nd Degree	4 ATTEMPTS	18	17		1		
750.145N3	Vulnerable Adult Abuse - 3rd Degree	2 ATTEMPTS	1				1	
750.145N4	Vulnerable Adult Abuse - 4th Degree	1 ATTEMPTS	3			1	1	1
750.147B	Ethnic Intimidation	2 ATTEMPTS	1			1		
750.157A	Compounding Offenses	5 ATTEMPTS	26	2	4	8	12	
750.157AB	Conspiracy - Gamble Illegally	5 ATTEMPTS	2			2		
750.157B2	Homicide - Solicitation of Murder	LIFE ATTEMPTS	21	7	4	6	2	2
750.157C	Minors - Induce to Commit Felony	VAR ATTEMPTS	2		1		1	
750.157N1	Financial Transaction Device - Steal/Retain w/o Consent	4 ATTEMPTS	7	7				
750.157N2	Financial Transaction Device - Possess Fraudulent One	4 ATTEMPTS	2	1	1			
750.157P	Financial Transaction Device - Possess w/Intent to Use/Sell	4 ATTEMPTS	2				2	
			1,145	165	245	381	348	6
			98	6	18	31	42	1
			65	8	12	35	10	
			1			1		
			140	25	28	37	50	
			20	2	5	11	2	

NOTE: Be sure to check for related offense codes when examining a particular type of crime. They may or may not be in sequential order or even on the same page. Offenders may have multiple dispositions.

A2

2006 Criminal Court Dispositions by Offense and Type of Disposition — All Offenses

Page 14 of 33

			DISPOSITIONS					
Compiled Laws	Offense	Max. Penalty	Total	Prison ¹	Jail	Jail/ Probation ²	Probation ²	Other ³
		GRAND TOTAL	85,054	21,471	17,692	22,951	22,066	874
		%		25%	21%	27%	26%	1%
		VIOLATIONS	75,694	20,602	15,512	20,316	18,507	757
		ATTEMPTS	9,360	869	2,180	2,635	3,559	117
750.157Q	Financial Transaction Device - Illegal Sale/Use	4 ATTEMPTS	300 34	41 2	44 5	93 14	121 13	1
750.157R	Financial Transaction Device - Forge/Alter/Counterfeit	4 ATTEMPTS	4 1			3 1	1	
750.157S1A1	Financial Transaction Device - Use Revoked/Cancelled to Obt	MISD ATTEMPTS	1				1	
750.157S1B1	Financial Transaction Device - Use Revoked/Cancelled, \$100-<\$500	1 ATTEMPTS	1				1	
750.157T	Financial Transaction Device - Sale of Goods or Services	4 ATTEMPTS	3			3		
750.157U	Financial Transaction Device - Overcharge	4 ATTEMPTS	7 1		1 1	6		
750.157V	Financial Transaction Device - False ID	4 ATTEMPTS	25 4	5	4 1	11	5 3	
750.157W1C1	Financial Trans. Device - Fraud Withdraw/ Transfer, \$1K - <\$20K	5 ATTEMPTS	5 2	1		1 2	3	
750.157W1D1	Financial Trans. Device - Fraud Withdraw/ Transfer, \$20K or More	10 ATTEMPTS	1				1	
750.158	Sodomy	15 ATTEMPTS	2	2				
750.15911	Criminal Enterprise - Conduct	20 ATTEMPTS	22 6	15 2	2 2	1 1	4 1	
750.15914-A	Criminal Enterprise - Conspiracy	20 ATTEMPTS	4			3	1	
750.160	Dead Bodies - Disinterment and Mutilation	10 ATTEMPTS	3	3				
750.161	Desertion/Abandon/Non-Support	3 ATTEMPTS	52 10	16 4	7 3	17 2	12 1	
750.165	Child Support - Fail to Pay	4 ATTEMPTS	1,067 248	95 13	94 21	391 69	486 143	1 2
750.1671A	Disorderly Person - Non-Support	MISD ATTEMPTS	20		4		12	4
750.1671DB	Disorderly Person - Illegal Occupation	MISD ATTEMPTS	2				2	
750.1671E	Disorderly Person - Drunk	MISD ATTEMPTS	27 1		15	4	7 1	1
750.1671F	Disorderly Person - Obscene Conduct	MISD ATTEMPTS	11		4	5	2	
750.1671H	Disorderly Person - Begging	MISD ATTEMPTS	1		1			
750.1671I	Disorderly Person - Loitering at House of Ill Fame	MISD ATTEMPTS	1				1	
750.1671J	Disorderly Person - Loitering about Illegal Business	MISD ATTEMPTS	11		5	1	3	2
750.1671L	Disorderly Person - Jostling	MISD ATTEMPTS	6				4	2
750.170	Disturbing the Peace	MISD ATTEMPTS	38		14	5	16	3

NOTE: Be sure to check for related offense codes when examining a particular type of crime. They may or may not be in sequential order or even on the same page. Offenders may have multiple dispositions.

A2

2006 Criminal Court Dispositions by Offense and Type of Disposition – All Offenses

Page 15 of 33

			DISPOSITIONS					
Compiled Laws	Offense	Max. Penalty	Total	Prison ¹	Jail	Jail/ Probation ²	Probation ²	Other ³
GRAND TOTAL			85,054	21,471	17,692	22,951	22,066	874
%				25%	21%	27%	26%	1%
VIOLATIONS			75,694	20,602	15,512	20,316	18,507	757
ATTEMPTS			9,360	869	2,180	2,635	3,559	117
750.174	Embezzle - Agent or Trustee	10	2		1		1	
	ATTEMPTS							
750.174-B	Embezzlement - Agent or Trustee, Over \$100	10	17	8	8		1	
	ATTEMPTS		1		1			
750.1742	Embezzlement - Less Than \$200	MISD	9		2	2	4	1
	ATTEMPTS							
750.1743A	Embezzle - Agent or Trustee \$200 - <\$1K	1	46		4	14	26	2
	ATTEMPTS		2		1	1		
750.1744A	Embezzle - Agent or Trustee, \$1K - <\$20K	5	430	37	37	136	219	1
	ATTEMPTS		84	1	6	24	53	
750.1744B	Embezzle - Agent or Trustee, \$200 - <\$1K - 2nd+ Offense	5	2		1		1	
	ATTEMPTS							
750.1745A	Embezzle - Agent or Trustee, \$20K - <\$50K	10	123	26	4	41	51	1
	ATTEMPTS		12	1	1	2	8	
750.1745B	Embezzle - Agent or Trustee, \$1K - <\$20K - 3rd+ Offense	10	2				2	
	ATTEMPTS							
750.174A	Embezzlement - From Vulnerable Adult	10	1				1	
	ATTEMPTS		1	1				
750.174A2	Embezzlement - From Vulnerable Adult, Less than \$200	MISD	3			1	2	
	ATTEMPTS							
750.174A3A	Embezzlement - From Vulnerable Adult, \$200 - <\$1K	1	4		1	1	2	
	ATTEMPTS							
750.174A4A	Embezzlement - From Vulnerable Adult, \$1K - <\$20K	5	32	4	4	8	16	
	ATTEMPTS		3			1	1	1
750.174A5A	Embezzlement - From Vulnerable Adult, \$20K or More	10	10	4		1	5	
	ATTEMPTS		1	1				
750.175	Embezzle - Public Official, Over \$50	10	12			6	6	
	ATTEMPTS		3			3		
750.176	Embezzle - Administrator/Executor/ Guardian	10	2				2	
	ATTEMPTS		2	1		1		
750.180	Embezzle - Financial Institutions	20	6			6		
	ATTEMPTS		4		1		3	
750.1815A	Embezzle - Jointly Held Property \$20K or More	10	3				3	
	ATTEMPTS							
750.183-A	Escape - Aiding Prisoner - Felony	7	1	1				
	ATTEMPTS		2	1	1			
750.186A	Escape - Juvenile Facility	4	10	1	3	2	2	2
	ATTEMPTS		6	2	2	1		1
750.193	Escape - Prison	5	17	17				
	ATTEMPTS		1		1			
750.1951	Escape - From Misdemeanor Jail Sentence	2	13	5	5	2	1	
	ATTEMPTS							
750.1952	Escape - From Felony Jail Sentence	4	29	16	8	4	1	
	ATTEMPTS		5		5			
750.1971	Escape - Awaiting Trial for Misdemeanor	2	4	1	1	2		
	ATTEMPTS							
750.1972	Escape - Awaiting Trial for Felony	4	28	18	6	3	1	
	ATTEMPTS		2	2				

NOTE: Be sure to check for related offense codes when examining a particular type of crime. They may or may not be in sequential order or even on the same page. Offenders may have multiple dispositions.

A2

2006 Criminal Court Dispositions by Offense and Type of Disposition – All Offenses

Page 16 of 33

			DISPOSITIONS					
Compiled Laws	Offense	Max. Penalty	Total	Prison ¹	Jail	Jail/ Probation ²	Probation ²	Other ³
	GRAND TOTAL		85,054	21,471	17,692	22,951	22,066	874
	%			25%	21%	27%	26%	1%
	VIOLATIONS		75,694	20,602	15,512	20,316	18,507	757
	ATTEMPTS		9,360	869	2,180	2,635	3,559	117
750.197A	Escape - Lawful Custody	1	9		5	3	1	
	ATTEMPTS							
750.197C	Escape - From Jail Through Violence or Assault Prison Employee	4	4	1	1	2		
	ATTEMPTS							
750.197C-A	Assault of Prison Employee	4	70	56	7	5	2	
	ATTEMPTS		6	2	2	2		
750.197C-B	Escape - From Jail Through Violence	4	3	1	1		1	
	ATTEMPTS							
750.199	Harboring Escapees	MISD	1				1	
	ATTEMPTS							
750.199A	Bond - Abscond or Forfeit	4	99	35	36	21	6	1
	ATTEMPTS		15	1	5	5	3	1
750.200I1A	Harmful Devices - Unlawful Possession/Use	15	1	1				
	ATTEMPTS		1			1		
750.200I1D	Harmful Devices - Unlawful Possession/Use, Cause Serious Injury	LIFE	1	1				
	ATTEMPTS							
750.200J1A-A	Harmful Devices - Imitation - Unlawful Possession or Use	5	1	1				
	ATTEMPTS							
750.204A	Explosives - Send w/Intent to Frighten	5	3			1	2	
	ATTEMPTS							
750.2072A	Explosives - Place Near Property	15	4			2	2	
	ATTEMPTS							
750.2072B	Explosives - Place Near Property Cause Property Damage	20	4	2		2		
	ATTEMPTS							
750.209-B	Explosives - Place w/Intent to Alarm	5	2				2	
	ATTEMPTS		1		1			
750.2091A	Explosives - Place w/Intent to Injure	15	1				1	
	ATTEMPTS							
750.209A	Explosives - Possess w/Intent to Terrorize	10	3	1		2		
	ATTEMPTS							
750.2102A	Explosives - Possess Bomb w/Unlawful Intent	15	1			1		
	ATTEMPTS							
750.211A2A	Explosives - Mfg/Possess Explosive/Other w/Malicious Intent	15	4	1			3	
	ATTEMPTS		3			3		
750.211A2A-A	Explosives - Mfg/Possess Molotov Cocktail	4	7		1	3	3	
	ATTEMPTS		1			1		
750.211A2B	Explosives - Mfg/Possess Molotov Cocktail/Other w/Prop. Damage	20	4	3	1			
	ATTEMPTS		1		1			
750.211A2C	Explosives - Mfg/Possess Molotov Cocktail/Other w/Physical Injury	25	1			1		
	ATTEMPTS							
750.213	Extortion	20	14	10		2	2	
	ATTEMPTS		9	5	1	1	2	
750.215	False Personation of Public Officer	MISD	1				1	
	ATTEMPTS							
750.2153	Impersonate Peace Officer to Commit Crime	4	5	5				
	ATTEMPTS		1		1			
750.216	Law Enforcement Badges - Unlawful Possession	MISD	1				1	
	ATTEMPTS							

NOTE: Be sure to check for related offense codes when examining a particular type of crime. They may or may not be in sequential order or even on the same page. Offenders may have multiple dispositions.

A2

2006 Criminal Court Dispositions by Offense and Type of Disposition — All Offenses

Page 17 of 33

			DISPOSITIONS					
Compiled Laws	Offense	Max. Penalty	Total	Prison ¹	Jail	Jail/ Probation ²	Probation ²	Other ³
	GRAND TOTAL		85,054	21,471	17,692	22,951	22,066	874
	%			25%	21%	27%	26%	1%
	VIOLATIONS		75,694	20,602	15,512	20,316	18,507	757
	ATTEMPTS		9,360	869	2,180	2,635	3,559	117
750.217	Obstruct Officer By Disguise	1	2		1	1		
	ATTEMPTS							
750.217D	False Personation - Health Professional	15	1		1			
	ATTEMPTS							
750.217F	Impersonate Firefighter/ Emergency Medical Personnel	2	1				1	
	ATTEMPTS							
750.218	False Pretenses w/Intent to Defraud	10	1		1			
	ATTEMPTS		1		1			
750.218-A	False Pretenses - \$100 or Less	1	2	1	1			
	ATTEMPTS							
750.218-B	False Pretenses - Over \$100	10	10	7	3			
	ATTEMPTS		1				1	
750.2183	False Pretenses - Less Than \$200	MISD	11		6		4	1
	ATTEMPTS		1		1			
750.2183A	False Pretenses - \$200 - <\$1K	1	56		10	14	31	1
	ATTEMPTS		1			1		
750.2184A	False Pretenses - \$1K - <\$20K	5	199	47	23	67	62	
	ATTEMPTS		46	5	7	18	15	1
750.2184B	False Pretenses - \$200 - <\$1K - 2nd+ Offense	5	3	2			1	
	ATTEMPTS		1			1		
750.2185A	False Pretenses - \$20K or More	10	63	22	4	17	20	
	ATTEMPTS		12	2	3	2	5	
750.2185B	False Pretenses - \$1K - <\$20K - 3rd+ Offense	10	2			2		
	ATTEMPTS							
750.219	False Statements - Financial Condition	MISD	1		1			
	ATTEMPTS							
750.219A2A	Telecommunications - Avoid Payment, \$200 or Less	MISD	1		1			
	ATTEMPTS							
750.219A2C1	Telecommunications - Avoid Payment, \$1K - < \$20K	5	1			1		
	ATTEMPTS		1			1		
750.219E	Financial Institution - Unauthorized Credit Application	4	12	2	2	3	5	
	ATTEMPTS		3			2	1	
750.220	False Statement - Credit Application	MISD	1				1	
	ATTEMPTS							
750.2241-A	Weapons - Dangerous Weapon, Misc.	5	78	7	19	20	30	2
	ATTEMPTS		21		4	4	12	1
750.2241-B	Weapons - Dangerous Weapon, Gas Ejecting Device	5	3				3	
	ATTEMPTS		1				1	
750.224A	Weapons - Taser, Possession or Sale Taser	4	41	10	5	6	19	1
	ATTEMPTS		14		3	2	8	1
750.224B	Weapons - Firearms, Short-Barrel Shotgun/Rifle	5	55	18	7	12	18	
	ATTEMPTS		6		1	3	2	
750.224D2	Weapons - Dangerous Weapon, Self-Defense Spray	2	2			2		
	ATTEMPTS							
750.224F	Weapons - Firearms, Possession by Felon	5	835	511	87	95	136	6
	ATTEMPTS		32	5	9	11	7	
750.226	Weapons - Dangerous Weapon, Carry w/Unlawful Intent	5	89	46	10	22	10	1
	ATTEMPTS		6	1	2	3		

NOTE: Be sure to check for related offense codes when examining a particular type of crime. They may or may not be in sequential order or even on the same page. Offenders may have multiple dispositions.

A2

2006 Criminal Court Dispositions by Offense and Type of Disposition – All Offenses

Page 18 of 33

			DISPOSITIONS					
Compiled Laws	Offense	Max. Penalty	Total	Prison ¹	Jail	Jail/ Probation ²	Probation ²	Other ³
	GRAND TOTAL		85,054	21,471	17,692	22,951	22,066	874
	%			25%	21%	27%	26%	1%
	VIOLATIONS		75,694	20,602	15,512	20,316	18,507	757
	ATTEMPTS		9,360	869	2,180	2,635	3,559	117
750.226A	Weapons - Switchblade, Possession or Sale	1 ATTEMPTS	26 2		13 2	5	4	4
750.227	Weapons - Carry Concealed	5 ATTEMPTS	1,367 921	293 19	270 140	297 215	483 523	24 24
750.227A	Weapons - Firearms - Unlawful Possession by Security Guard	4 ATTEMPTS	1			1		
750.227B	Weapons - Felony Firearm	10 ATTEMPTS	12 1	9	1	2 1		
750.227B-A	Weapons - Felony Firearm	2 ATTEMPTS	1,942 15	1,844	2 4	14 5	75 5	7 1
750.227B-B	Weapons - Felony Firearm - 2nd Offense	5 ATTEMPTS	64	64				
750.227B-C	Weapons - Felony Firearm - 3rd Offense	10 ATTEMPTS	9	9				
750.227C	Weapons - Firearms, Possess Loaded in Vehicle	2 ATTEMPTS	79 11	3	17 2	24 3	33 5	2 1
750.227D	Weapons - Firearms, Improper Possession in Vehicle	MISD ATTEMPTS	8		3	2	3	
750.227F	Body Armor - Wear During Violent Crime	4 ATTEMPTS	1	1				
750.227G9A	Weapons - Body Armor - Possess/Use by Violent Felon	4 ATTEMPTS	3		1	1	1	
750.227G9B	Weapons - Body Armor - Possess/Use w/o Written Permission in Possession	MISD ATTEMPTS	1			1		
750.228	Weapons - Firearms, Safety Inspection Violation [Repealed]	MISD ATTEMPTS	47		8	5	32	2
750.230	Weapons - Firearms, Alter ID Marks	2 ATTEMPTS	6	2	3	1		
750.232	Weapons - PawnBroker Accepting Pistols	MISD ATTEMPTS	2			2		
750.232A	Weapons - Firearms, False Application	4 ATTEMPTS	2		2			
750.233	Weapons - Firearms, Aim w/o Malice	MISD ATTEMPTS	10 1		1	1	9	
750.234	Weapons - Firearms, Discharge/Aim w/o Malice and Injury	1 ATTEMPTS	9			8	1	
750.234A	Weapons - Firearms, Discharge from Vehicle	4 ATTEMPTS	21 2	8	1	8 1	4 1	
750.234B	Weapons - Firearms, Discharge in/at Bldg.	4 ATTEMPTS	61 11	32 2	5 2	9 4	15 3	
750.234C	Weapons - Firearms, Discharge at Emergency/Police Vehicle	4 ATTEMPTS	1	1				
750.234D	Weapons - Firearms, Possess on Restricted Premises	MISD ATTEMPTS	2		1		1	
750.234E	Weapons - Firearms - Brandishing in Public	MISD ATTEMPTS	17		4	2	11	
750.235	Weapons - Firearms, Discharge/Aim w/o Malice but w/Injury	1 ATTEMPTS	2				2	

NOTE: Be sure to check for related offense codes when examining a particular type of crime. They may or may not be in sequential order or even on the same page. Offenders may have multiple dispositions.

A2 2006 Criminal Court Dispositions by Offense and Type of Disposition – All Offenses

Page 19 of 33

			DISPOSITIONS					
Compiled Laws	Offense	Max. Penalty	Total	Prison ¹	Jail	Jail/ Probation ²	Probation ²	Other ³
	GRAND TOTAL		85,054	21,471	17,692	22,951	22,066	874
	%			25%	21%	27%	26%	1%
	VIOLATIONS		75,694	20,602	15,512	20,316	18,507	757
	ATTEMPTS		9,360	869	2,180	2,635	3,559	117
750.237	Weapons - Firearms - Under the Influence Causing Serious Impairment	5 ATTEMPTS	39		20	8	8	3
750.2373	Weapons - Firearms, Discharge OUIL Cause Impairment	5 ATTEMPTS	1				1	
750.237A1	Weapon - Free School Zones, General Felony Violations	5 ATTEMPTS	20		5	9	5	1
750.237A2	Weapon - Free School Zones, General Misdemeanor	MISD ATTEMPTS	6		3		2	1
750.243	Fireworks - Sale, Possession, Transport	MISD ATTEMPTS	1					1
750.248	Forgery	14 ATTEMPTS	318	84	52	111	69	2
750.248A	Financial Transaction Device - Utter & Publish	4 ATTEMPTS	29	6	4	13	6	
750.249	Utter & Publish	14 ATTEMPTS	5	2		1	2	
750.249A	Financial Transaction Device - Forgery	4 ATTEMPTS	1			1		
750.250	Forge State Warrant	7 ATTEMPTS	3		1	1	1	
750.251	Forge Bank Bills/Promissory Notes	7 ATTEMPTS	4	1	1	2		
750.252	Utter & Publish - Possess Counterfeit Note w/Intent	7 ATTEMPTS	1			1		
750.253	Utter & Publish - Counterfeit Bills/Notes	5 ATTEMPTS	5	2	1	2		
750.254	Utter & Publish - Possess Counterfeit Bank/State/Bills	5 ATTEMPTS	38	2	11	12	13	
750.255	Counterfeiting - Possess Tools	10 ATTEMPTS	11	1	4	2	3	1
750.260	Counterfeiting - Coins/Possess 5 or more	LIFE ATTEMPTS	14	3	6	3	2	
750.261	Counterfeiting - Coins/Possess Less than 5	10 ATTEMPTS	2	2				
750.2632	Counterfeiting - Deliver/Possess w/ False ID Mark	1 ATTEMPTS	1	1				
750.2633	Counterfeiting - Deliver/Possess w/ False ID Mark - Felony	5 ATTEMPTS	14	3	2	4	5	
750.273	Fraud - Obtain Signature to Financial Document	10 ATTEMPTS	3		2	1		
750.280	Fraud - Common Law	10 ATTEMPTS	1				1	
750.281E	Taxes - State Employee Compromising Taxes	5 ATTEMPTS	3	1		1	1	
750.282-B	Public Utility - Fraudulent Use, Over \$500	4 ATTEMPTS	1				1	
750.282B	Public Utility - Fraudulent Use, Over \$500	4 ATTEMPTS	4		1		1	2
			10		1	4	5	
			1		1			

NOTE: Be sure to check for related offense codes when examining a particular type of crime. They may or may not be in sequential order or even on the same page. Offenders may have multiple dispositions.

A2

2006 Criminal Court Dispositions by Offense and Type of Disposition – All Offenses

Page 20 of 33

				DISPOSITIONS					
				Total	Prison ¹	Jail	Jail/ Probation ²	Probation ²	Other ³
GRAND TOTAL				85,054	21,471	17,692	22,951	22,066	874
%					25%	21%	27%	26%	1%
VIOLATIONS				75,694	20,602	15,512	20,316	18,507	757
ATTEMPTS				9,360	869	2,180	2,635	3,559	117
Compiled Laws	Offense		Max. Penalty						
750.285	Obtain Personal Identity Info w/o Permission	5	ATTEMPTS	67	16	12	11	27	1
				9		3	2	4	
750.292	Innkeeper - Defrauding	4	ATTEMPTS	4		3		1	
750.300A1C	Food Stamps - Fraud Over \$1K	10	ATTEMPTS	5				5	
750.301	Gambling - Take Bets	1	ATTEMPTS	2				2	
750.303-A	Gambling House - Maintain for Gain	2	ATTEMPTS	1				1	
750.316	Homicide	LIFE	ATTEMPTS	8	8				
750.316-A	Homicide - Murder 1st Degree, Premeditated	LIFE	ATTEMPTS	76	76				
750.316-B	Homicide - Felony Murder	LIFE	ATTEMPTS	55	55				
750.316-C	Homicide - Open Murder, Statutory Short Form	LIFE	ATTEMPTS	10	10				
750.317	Homicide - Murder 2nd Degree	LIFE	ATTEMPTS	219	219				
750.317A	Deliver Controlled Substance Cause Death	LIFE	ATTEMPTS	1	1				
750.321	Homicide - Manslaughter	15	ATTEMPTS	12	8	1		3	
750.321-A	Homicide - Manslaughter, Statutory Short Form	15	ATTEMPTS	32	27		3	1	1
				1	1				
750.321-C	Homicide - Manslaughter, Involuntary	15	ATTEMPTS	21	17		3	1	
				1	1				
750.321-E	Homicide - Manslaughter w/ Motor Vehicle	15	ATTEMPTS	19	19				
				1			1		
750.324	Homicide - Negligent Homicide	2	ATTEMPTS	103	12	5	41	40	5
				3		1		2	
750.329	Homicide - Manslaughter, Death w/ Weapon, Aim w/o Malice	15	ATTEMPTS	4	2	1	1		
750.335	Lewd and Lascivious Conduct	1	ATTEMPTS	2		1			1
750.335A	Indecent Exposure (Sexually Delinquent Person)	1	ATTEMPTS	62	12	16	23	11	
				2		1	1		
750.335A2B	Aggravated Indecent Exposure	2	ATTEMPTS	24	3	2	9	10	
750.335A2C	Indecent Exposure by Sexually Delinquent Person	LIFE	ATTEMPTS	5	2	1	2		
750.338	Gross Indecency Between Males, Commit/Procure	5	ATTEMPTS	8	1	1	2	4	
				8		2	5	1	
750.338B	Gross Indecency Between Male & Female, Commit/Procure	5	ATTEMPTS	16	6	3	6		1
				3	1		1	1	
750.349	Kidnapping	LIFE	ATTEMPTS	62	62				
				15	10		4	1	

NOTE: Be sure to check for related offense codes when examining a particular type of crime. They may or may not be in sequential order or even on the same page. Offenders may have multiple dispositions.

A2

2006 Criminal Court Dispositions by Offense and Type of Disposition — All Offenses

Page 21 of 33

			DISPOSITIONS					
Compiled Laws	Offense	Max. Penalty	Total	Prison ¹	Jail	Jail/ Probation ²	Probation ²	Other ³
GRAND TOTAL			85,054	21,471	17,692	22,951	22,066	874
%				25%	21%	27%	26%	1%
VIOLATIONS			75,694	20,602	15,512	20,316	18,507	757
ATTEMPTS			9,360	869	2,180	2,635	3,559	117
750.349B	Unlawful Imprisonment	15	1	1				
		ATTEMPTS	1			1		
750.350	Kidnapping - Child Enticement	LIFE	3	3				
		ATTEMPTS	1			1		
750.350A1	Kidnapping - Custodial Interference	1	16		6	3	7	
		ATTEMPTS	1		1			
750.356	Larceny	10	5		4	1		
		ATTEMPTS	1	1				
750.3562A	Larceny - \$20K or More	10	18	4	4	7	3	
		ATTEMPTS	8	1	2	1	4	
750.3563A	Larceny - \$1K - <\$20K	5	320	90	39	108	82	1
		ATTEMPTS	51	3	11	22	15	
750.3563B	Larceny - \$200 - <\$1K - 2nd+ Offense	5	2		1	1		
750.3564A	Larceny - \$200 - < \$1K	1	143		50	35	46	12
		ATTEMPTS	4		2	2		
750.3565	Larceny - Less Than \$200	MISD	84	1	44	11	26	2
		ATTEMPTS	1		1			
750.356A	Larceny - From Motor Vehicle	10	16		7	4	4	1
		ATTEMPTS	6		4	1	1	
750.356A-B	Breaking & Entering - Vehicle Steal Prop. Over \$5	5	4		4			
		ATTEMPTS						
750.356A1	Larceny - From Motor Vehicle	5	667	107	151	213	195	1
		ATTEMPTS	102	8	40	17	37	
750.356A2A	Breaking & Entering - Vehicle/Semi-Trailer/House Trailer, <\$200	MISD	38		23	2	12	1
		ATTEMPTS						
750.356A2B1	Breaking & Entering - Vehicle/Semi-Trailer/House Trailer, \$200 - <\$1K	1	21		9	4	7	1
		ATTEMPTS						
750.356A2C1	Breaking & Entering - Vehicle/Semi-Trailer/House Trailer, \$1K - <\$20K	5	52	16	10	11	15	
		ATTEMPTS	7		3	1	3	
750.356A2C2	Breaking & Entering - Vehicle/Semi-Trailer/House Trailer, \$200-<\$1K - 2nd+Ofns	5	1			1		
		ATTEMPTS						
750.356A2D1	Breaking & Entering - Vehicle/Semi-Trailer/House Trailer, \$20K or More	10	3	3				
		ATTEMPTS						
750.356A3	Breaking & Entering - Vehicle Semi-Trailer/House Trailer, w/ Damage	5	383	87	71	111	113	1
		ATTEMPTS	59	6	19	15	18	1
750.356AB	Larceny From Motor Vehicle, Over \$5	5	1		1			
		ATTEMPTS						
750.356AC	Breaking & Entering - Vehicle w/ Damage	5	1				1	
		ATTEMPTS						
750.356B	Breaking & Entering - Coin Telephone	4	11	5	4	2		
		ATTEMPTS	3			3		
750.356C	Retail Fraud - 1st Degree	5	948	295	247	239	165	2
		ATTEMPTS	58	2	17	22	17	
750.356D	Retail Fraud - 2nd Degree	1	122		72	28	17	5
		ATTEMPTS	1		1			
750.356D4	Retail Fraud - 3rd Degree	MISD	77		48	16	12	1
		ATTEMPTS	2		1	1		

NOTE: Be sure to check for related offense codes when examining a particular type of crime. They may or may not be in sequential order or even on the same page. Offenders may have multiple dispositions.

A2

2006 Criminal Court Dispositions by Offense and Type of Disposition — All Offenses

Page 22 of 33

			DISPOSITIONS					
Compiled Laws	Offense	Max. Penalty	Total	Prison ¹	Jail	Jail/ Probation ²	Probation ²	Other ³
GRAND TOTAL			85,054	21,471	17,692	22,951	22,066	874
%				25%	21%	27%	26%	1%
VIOLATIONS			75,694	20,602	15,512	20,316	18,507	757
ATTEMPTS			9,360	869	2,180	2,635	3,559	117
750.357	Larceny from Person	10	495	181	77	128	107	2
		ATTEMPTS	79	11	16	32	19	1
750.357A	Larceny of Livestock	4	3		3			
		ATTEMPTS						
750.357B	Weapons - Firearms - Larceny	5	110	61	15	20	10	4
		ATTEMPTS	10		3	3	4	
750.359	Larceny - From Vacant Building	MISD	4		2		2	
		ATTEMPTS						
750.360	Larceny in Building	4	1,808	338	459	584	420	7
		ATTEMPTS	469	21	123	178	143	4
750.360A2A	Theft Detection Device - Deactivate/ Remove	MISD	5		2	1	2	
		ATTEMPTS						
750.360A2B	Theft Detection Device - Deactivate/ Remove - 2nd Offense	4	1				1	
		ATTEMPTS						
750.362	Larceny By Conversion	10	3			1	2	
		ATTEMPTS	1		1			
750.362-A	Larceny By Conversion Over \$100 (obsolete)	5	1		1			
		ATTEMPTS						
750.3622A	Larceny by Conversion, \$20K or More	10	22	2	1	8	11	
		ATTEMPTS	3			1	2	
750.3623A	Larceny By Conversion, \$1K - <\$20K	5	96	24	14	30	27	1
		ATTEMPTS	13	3	3	3	3	1
750.3624A	Larceny - By False Personation, \$200 - <\$1K	MISD	18		8	3	6	1
		ATTEMPTS						
750.3625	Larceny - By Conversion, Less than \$200	MISD	4		1	3		
		ATTEMPTS						
750.362A	Fail to Return Rented Property Over \$100 (obsolete)	10	1		1			
		ATTEMPTS						
750.362A2A	Fail to Return Rented Property, \$20K or More	10	8	1	1	4	2	
		ATTEMPTS	4			1	3	
750.362A3A	Fail to Return Rented Property, \$1K - <\$20K	5	33	4	4	12	12	1
		ATTEMPTS	4		1	2	1	
750.362A4A	Failure to Return Rented Property - 1 Year Misd.	MISD	4			2	2	
		ATTEMPTS						
750.3632A	Larceny by False Personation, \$20K or More	10	2	2				
		ATTEMPTS						
750.3633A	Larceny by False Personation, \$1K - <\$20K	5	5	1	2		2	
		ATTEMPTS	1			1		
750.3634A	Larceny- By False Personation, \$200 - <\$1K	MISD	4		2		1	1
		ATTEMPTS						
750.377	Mal. Destr. of Animal of Another	4	1		1			
		ATTEMPTS						
750.377A	Malicious Destruction Pers. Prop.	10	1		1			
		ATTEMPTS						
750.377A1A1	Malicious Destruction Pers. Prop., \$20K Or More	10	2				2	
		ATTEMPTS	1				1	
750.377A1B1	Malicious Destruction Pers. Prop., \$1K - <\$20K	5	294	47	32	85	128	2
		ATTEMPTS	40	1	7	12	19	1

NOTE: Be sure to check for related offense codes when examining a particular type of crime. They may or may not be in sequential order or even on the same page. Offenders may have multiple dispositions.

A2

2006 Criminal Court Dispositions by Offense and Type of Disposition — All Offenses

Page 23 of 33

			DISPOSITIONS					
Compiled Laws	Offense	Max. Penalty	Total	Prison ¹	Jail	Jail/ Probation ²	Probation ²	Other ³
GRAND TOTAL			85,054	21,471	17,692	22,951	22,066	874
%				25%	21%	27%	26%	1%
VIOLATIONS			75,694	20,602	15,512	20,316	18,507	757
ATTEMPTS			9,360	869	2,180	2,635	3,559	117
750.377A1B2	Malicious Destruction Pers. Prop., \$200 - <\$1K - 2nd+ Offense	5 ATTEMPTS	5 1	2	2		1 1	
750.377A1C1	Malicious Destruction Pers. Prop., \$200 - <\$1K	1 ATTEMPTS	156 3	2	45	33 2	70 1	6
750.377A1C2	Malicious Destruction Pers. Prop., Under \$200 - 2nd Offense	MISD ATTEMPTS	1				1	
750.377A1D	Malicious Destruction Pers. Prop., Under \$200	MISD ATTEMPTS	77 1		40	13 1	23	1
750.377AA	Malicious Destruction Pers. Prop.	4 ATTEMPTS	2		2			
750.377AB	Malicious Destruction Pers. Prop.	MISD ATTEMPTS	3		2	1		
750.377B	Malicious Destruction Fire/ Police Property	4 ATTEMPTS	242 71	62 6	51 27	73 20	56 18	
750.377C	School Bus - Intentional Damage	5 ATTEMPTS	1			1		
750.379	Malicious Destruction of Prop., Bridges/Railroads/Locks	4 ATTEMPTS	3			1	2	
750.380	Mal. Destr. Bldg.	10 ATTEMPTS	1		1			
750.380-B	Malicious Destruction of Bldg., \$100 or Less	4 ATTEMPTS	1		1			
750.3802A	Malicious Destruction of Bldg., \$20K or More	10 ATTEMPTS	7	3		4		
750.3803A	Malicious Destruction of Bldg., \$1K - <\$20K	5 ATTEMPTS	90 14	20	12 2	28 7	29 5	1
750.3804A	Malicious Destruction of Bldg., \$200 - <\$1K	1 ATTEMPTS	41 4		17 1	11 2	13 1	
750.3805	Malicious Destruction of Bldg., <\$200	MISD ATTEMPTS	42	1	20	7	14	
750.380A	Malicious Destruction of Bldg., Over \$100 (Obsolete)	4 ATTEMPTS	2		1		1	
750.381	Malicious Destruction of Bldg., Gates/Fences	MISD ATTEMPTS	6		4	2		
750.3821A	Malicious Destruction of Property - Trees, Shrubs, Crops, Grass, Soil	MISD ATTEMPTS	4		4			
750.3821B1	Mal. Destr. Trees/Shrubs/etc. \$200 - < \$1K	1 ATTEMPTS	5		2	2	1	
750.3821C1	Mal. Destr. Trees/Shrubs/etc. \$1K - <\$20K	5 ATTEMPTS	6	2		3	1	
750.3821D1	Mal. Destr. Trees/Shrubs/etc. \$20K or More	10 ATTEMPTS	1				1	
750.383A	Malicious Destruction of Prop., Utility Prop.	4 ATTEMPTS	6 6	1	2 1	2 2	1 3	
750.3875A	Malicious Destruction of Tombs/ Memorials, \$1K - <\$20K	5 ATTEMPTS	8	2	1	3	2	
750.3942B	Throwing Objects on Track, Causing Prop. Damage	MISD ATTEMPTS	2			1	1	

NOTE: Be sure to check for related offense codes when examining a particular type of crime. They may or may not be in sequential order or even on the same page. Offenders may have multiple dispositions.

A2

2006 Criminal Court Dispositions by Offense and Type of Disposition — All Offenses

Page 24 of 33

			DISPOSITIONS					
Compiled Laws	Offense	Max. Penalty	Total	Prison ¹	Jail	Jail/ Probation ²	Probation ²	Other ³
	GRAND TOTAL		85,054	21,471	17,692	22,951	22,066	874
	%			25%	21%	27%	26%	1%
	VIOLATIONS		75,694	20,602	15,512	20,316	18,507	757
	ATTEMPTS		9,360	869	2,180	2,635	3,559	117
750.3942C	Throw Objects at Trains/Cars, Causing Injury	4 ATTEMPTS	3			2	1	
750.397A	Food - Place Harmful Objects In	10 ATTEMPTS	1		1			
750.411A	False Report of Crime	10 ATTEMPTS	2		1		1	
750.411A1A	False Report of Misdemeanor	MISD ATTEMPTS	29		6	6	12	5
750.411A1B	False Report of Felony	4 ATTEMPTS	218	16	50	53	96	3
750.411A2	False Bomb Threat	4 ATTEMPTS	67	1	19	16	26	5
750.411A3A	False Report/Threat of Bomb/ Harmful Device	4 ATTEMPTS	1		1			
750.411H	Stalking	1 ATTEMPTS	27	4	5	9	9	
750.411H2B	Stalking a Minor	5 ATTEMPTS	57		17	14	26	
750.411I	Stalking - Aggravated	5 ATTEMPTS	5	2		1	2	
750.411I2B	Stalking a Minor - Aggravated	10 ATTEMPTS	4		2	2		
750.411L	Money Laundering - 4th Degree	2 ATTEMPTS	215	67	26	69	52	1
750.411N	Money Laundering - 2nd Degree	10 ATTEMPTS	20	4	5	7	4	
750.411S2A	Unlawful Posting Message	2 ATTEMPTS	3	2	1			
750.411S2B	Unlawful Posting Message w/ Aggravating Circumstances	5 ATTEMPTS	1			1		
750.413	Motor Vehicle - Unlawful Drive Away	5 ATTEMPTS	1	1				
750.414	Motor Vehicle - Unlawful Use	2 ATTEMPTS	2			2		
750.4151	Motor Vehicles - Conceal/Misrep. Identity w/out Intent to Mislead	4 ATTEMPTS	1				1	
750.4152	Motor Vehicle - Conceal/Misrep. Identity to Mislead	4 ATTEMPTS	2					
750.4155	Motor Vehicle - Possess/Deliver - ID Plates or Labels	4 ATTEMPTS	995	317	192	270	208	8
750.4156	Motor Vehicle - Buy/Receive Part w/ ID Removed/Altered	10 ATTEMPTS	213	43	62	47	61	
750.416	Motor Vehicle - Tampering	MISD ATTEMPTS	578	74	190	163	149	2
750.422-A	Perjury - Court Proceeding, Capital Crime	LIFE ATTEMPTS	19		10	3	5	1
750.422-B	Perjury - Court Proceeding	15 ATTEMPTS	2			2		
			18	4	2	3	8	1
			5		2	1	2	
			3	1		1	1	
			2			2		
			1			1		
			4	3	1			
			16	9		4	3	
			5	1	2	1	1	

NOTE: Be sure to check for related offense codes when examining a particular type of crime. They may or may not be in sequential order or even on the same page. Offenders may have multiple dispositions.

A2

2006 Criminal Court Dispositions by Offense and Type of Disposition – All Offenses

Page 25 of 33

			DISPOSITIONS					
Compiled Laws	Offense	Max. Penalty	Total	Prison ¹	Jail	Jail/ Probation ²	Probation ²	Other ³
	GRAND TOTAL		85,054	21,471	17,692	22,951	22,066	874
	%			25%	21%	27%	26%	1%
	VIOLATIONS		75,694	20,602	15,512	20,316	18,507	757
	ATTEMPTS		9,360	869	2,180	2,635	3,559	117
750.423	Perjury - Other Than Court Proceeding	15 ATTEMPTS	6	1	1	1	3	
750.425-A	Perjury - Incite/Procure, Other Than Court Proceeding	5 ATTEMPTS	1			1		
750.425-B	Perjury - Incite/Procure, Court Proceeding	5 ATTEMPTS	1	1				
750.4362A	Poisoning - Food/Drink/Medicine/Water	15 ATTEMPTS	1	1				
750.439	Polygamy	4 ATTEMPTS	5	1	2	1	1	
750.448	Prostitution - Accost and Solicit	MISD ATTEMPTS	14	1	9	3	1	
750.449A	Prostitution - Engaging Services of	MISD ATTEMPTS	3				3	
750.451-B	Prostitution - 3rd Offense	2 ATTEMPTS	3		3			
750.451-D	Prostitution - 3rd+ Offense	2 ATTEMPTS	88	9	48	14	17	
750.452	Prostitution - Keeping House of	5 ATTEMPTS	4				3	1
750.455	Prostitution - Pandering	20 ATTEMPTS	5	3	1		1	
750.457	Prostitution - Accept Earnings	20 ATTEMPTS	5	2	2		1	
750.459	Prostitution - Transport Female (perhaps compel)	20 ATTEMPTS	5	5				
750.462	Prostitution/Person 16 or Less in House of (perhaps detain)	MISD ATTEMPTS	1		1			
750.478A2	Public Officer - Attempt to Obstruct Official Duties	2 ATTEMPTS	1		1			
750.479	Public Officer - Assault/Obstruct	20 ATTEMPTS	9		7	1	1	
			9	1	3	2	3	
750.479-B	Police Officer/Public Officer - Resist/Obstruct	2 ATTEMPTS	34	8	22	1	3	
			10		5	1	4	
750.4792	Public Officer - Assault/Obstruct	2 ATTEMPTS	11	5	1	5		
			1		1			
750.4793	Public Officer - Assault/Obstruct Cause Injury	4 ATTEMPTS	3	1			2	
750.479A2	Police Officer - Flee (Penal Code) 4th Degree	2 ATTEMPTS	226	28	73	64	60	1
			29		6	11	10	2
750.479A3	Police Officer - Flee (Penal Code) 3rd Degree	5 ATTEMPTS	438	149	100	109	79	1
			38	6	12	14	6	
750.479A4-A	Police Officer - Flee (Penal Code) 2nd Degree	10 ATTEMPTS	14	14				
750.479A5-A	Police Officer - Flee (Penal Code) 1st Degree	15 ATTEMPTS	2	2				
750.479B	Peace Officer - Disarm	10 ATTEMPTS	1				1	

NOTE: Be sure to check for related offense codes when examining a particular type of crime. They may or may not be in sequential order or even on the same page. Offenders may have multiple dispositions.

A2

2006 Criminal Court Dispositions by Offense and Type of Disposition – All Offenses

Page 26 of 33

			DISPOSITIONS					
Compiled Laws	Offense	Max. Penalty	Total	Prison ¹	Jail	Jail/ Probation ²	Probation ²	Other ³
	GRAND TOTAL		85,054	21,471	17,692	22,951	22,066	874
	%			25%	21%	27%	26%	1%
	VIOLATIONS		75,694	20,602	15,512	20,316	18,507	757
	ATTEMPTS		9,360	869	2,180	2,635	3,559	117
750.479B1	Peace Officer - Disarm Non-Firearm	4						
	ATTEMPTS		3	1		1	1	
750.479B2	Peace Officer - Disarm Firearm	10						
	ATTEMPTS		3	1			2	
750.483A2A	Interfering w/ Crime Report	MISD						
	ATTEMPTS		26	8	6	6	6	
750.483A2B	Interfere w/ Crime Report Threat to Kill/Injure	10						
	ATTEMPTS		2	2				
750.483A4A	Interfering w/ Police Investigation	MISD						
	ATTEMPTS		1	1		1		
750.483A4B	Interfere w/ Police Investigation Threat to Kill/Injure	10						
	ATTEMPTS		1				1	
750.483A6A	Tamper w/ Evidence	4						
	ATTEMPTS		6		2	3	1	
750.483A6B	Tamper w/ Evidence - Criminal Case Max >10 yr Term	10						
	ATTEMPTS		4		1	2	1	
750.49-A	Animals - Fighting	4						
	ATTEMPTS		2					
750.49-B	Animals - Attend Fight	4						
	ATTEMPTS		1				1	
750.49-C	Animals - Fighting, Possess Equipment	4						
	ATTEMPTS		7	2		5		
750.490	Public Money - Safe Keeping	2						
	ATTEMPTS		1		1			
750.492A1A	Medical Records - False Info on Chart by Health Care Provider	4						
	ATTEMPTS		1				1	
750.50	Animals - Abandoning/Cruelty	2						
	ATTEMPTS		1			1		
750.50-A	Animals - Abandon/Cruelty, 2nd Offense	2						
	ATTEMPTS		7				5	
750.502D	Anhydrous Ammonia Container, Unauthorized Tampering	4						
	ATTEMPTS		15	7	4	3	1	
750.505	Common Law Offenses	5						
	ATTEMPTS		6		4	1	1	
750.505-A	Obstruction of Justice	5						
	ATTEMPTS		13			13		
750.505-B	Accessory After the Fact to Felony	5						
	ATTEMPTS		23	7	7	6	3	
750.505-C	Common Law Offenses	5						
	ATTEMPTS		5	1	3		1	
750.508	Police Radio Receivers/Scanners, Possess	MISD						
	ATTEMPTS		108	25	20	38	25	
750.50B	Animals - Kill/Torture	4						
	ATTEMPTS		18	1	3	8	6	
750.50C7	Police Animal - Injure/Harass While Committing Crime	2						
	ATTEMPTS		13	3	3	5	2	
750.511	Railroads - Block/Wreck Track	LIFE						
	ATTEMPTS		5		2	2	1	
			20	2	3	10	5	
			10	1		8	1	
			2			1	1	
			1			1		
			2	1		1		

NOTE: Be sure to check for related offense codes when examining a particular type of crime. They may or may not be in sequential order or even on the same page. Offenders may have multiple dispositions.

A2

2006 Criminal Court Dispositions by Offense and Type of Disposition – All Offenses

Page 27 of 33

			DISPOSITIONS					
Compiled Laws	Offense	Max. Penalty	Total	Prison ¹	Jail	Jail/ Probation ²	Probation ²	Other ³
	GRAND TOTAL	LIFE	85,054	21,471	17,692	22,951	22,066	874
	%	ATTEMPTS		25%	21%	27%	26%	1%
	VIOLATIONS	LIFE	75,694	20,602	15,512	20,316	18,507	757
	ATTEMPTS	ATTEMPTS	9,360	869	2,180	2,635	3,559	117
750.520B	CSC - 1st Degree - Multiple Variables	LIFE ATTEMPTS	80	80				
			5	3		2		
750.520B1A	CSC - 1st Degree - Person Under 13	LIFE ATTEMPTS	306	297				9
			6	3	1	2		
750.520B1B	CSC - 1st Degree - Relationship	LIFE ATTEMPTS	104	104				
			4	1		3		
750.520B1C	CSC - 1st Degree - During Felony	LIFE ATTEMPTS	18	18				
750.520B1D	CSC - 1st Degree - Accomplices	LIFE ATTEMPTS	2	2				
750.520B1E	CSC - 1st Degree - Weapon Used	LIFE ATTEMPTS	21	20	1			
			2				2	
750.520B1F	CSC - 1st Degree - Personal Injury	LIFE ATTEMPTS	38	38				
750.520B1G	CSC - 1st Degree - Injury to Incapacitated Victim	LIFE ATTEMPTS	2	2				
750.520C	CSC - 2nd Degree - Multiple Variables	15 ATTEMPTS	152	69	12	49	22	
			16	1	2	11	2	
750.520C1A	CSC - 2nd Degree - Person Under 13	15 ATTEMPTS	458	350	8	78	16	6
			41	18	3	16	4	
750.520C1B	CSC - 2nd Degree - Relationship	15 ATTEMPTS	115	88	4	19	4	
			6	2		3	1	
750.520C1C	CSC - 2nd Degree - During Felony	15 ATTEMPTS	9	8			1	
750.520C1D	CSC - 2nd Degree - Accomplices	15 ATTEMPTS	3	2	1			
750.520C1E	CSC - 2nd Degree - Weapon Used	15 ATTEMPTS	4	3			1	
750.520C1F	CSC - 2nd Degree - Personal Injury	15 ATTEMPTS	34	18	1	12	3	
			4	1		3		
750.520C1G	CSC - 2nd Degree - Injury to Incapacitated Victim	15 ATTEMPTS	4	3		1		
750.520C1H	CSC - 2nd Degree - Mentally Disabled Relationship	15 ATTEMPTS	4	1		2	1	
750.520C1I	CSC - 2nd Degree - State Prisoner	15 ATTEMPTS	1			1		
			1	1				
750.520C1K	CSC - 2nd Degree - County Prisoner	15 ATTEMPTS	2	1		1		
750.520D	CSC - 3rd Degree - Multiple Variables	15 ATTEMPTS	93	80		4	7	2
			24	4	2	17	1	
750.520D1A	CSC - 3rd Degree - Person 13-15	15 ATTEMPTS	389	298	6	41	42	2
			124	42	19	40	23	
750.520D1B	CSC - 3rd Degree - Force/Coercion	15 ATTEMPTS	80	71	1	4		4
			20	12	1	4	3	
750.520D1C	CSC - 3rd Degree - Incapacitated Victim	15 ATTEMPTS	15	14		1		
			6	2		4		
750.520D1D	CSC - 3rd Degree - Incest	15 ATTEMPTS	32	32				
			3			2	1	

NOTE: Be sure to check for related offense codes when examining a particular type of crime. They may or may not be in sequential order or even on the same page. Offenders may have multiple dispositions.

A2

2006 Criminal Court Dispositions by Offense and Type of Disposition – All Offenses

Page 28 of 33

			DISPOSITIONS					
Compiled Laws	Offense	Max. Penalty	Total	Prison ¹	Jail	Jail/ Probation ²	Probation ²	Other ³
GRAND TOTAL			85,054	21,471	17,692	22,951	22,066	874
%				25%	21%	27%	26%	1%
VIOLATIONS			75,694	20,602	15,512	20,316	18,507	757
ATTEMPTS			9,360	869	2,180	2,635	3,559	117
750.520D1E	CSC - 3rd Degree - Student	15	3	3				
	ATTEMPTS		1		1			
750.520E	CSC - 4th Degree - Multiple Variables	2	117	12	13	56	35	1
	ATTEMPTS		8			7	1	
750.520E1A	CSC - 4th Degree - Force/Coercion	2	230	50	49	87	44	
	ATTEMPTS		21		6	9	6	
750.520E1A-A	CSC - 4th Degree - Victim 13-16	2	200	53	35	73	39	
	ATTEMPTS		6		2	2	2	
750.520E1B	CSC - 4th Degree - Incapacitated Victim	2	31	9	3	13	6	
	ATTEMPTS		1		1			
750.520E1C	CSC - 4th Degree - State Prisoner	2	2	2				
	ATTEMPTS							
750.520E1E-A	CSC - 4th Degree - Mental Health Professional	2	3		2		1	
	ATTEMPTS							
750.520E1G	CSC - 4th Degree - Incest	2	23	5	1	14	3	
	ATTEMPTS		1			1		
750.520F	CSC - 2nd+ Offense	LIFE	1	1				
	ATTEMPTS							
750.520G1	CSC - Assault w/Intent to Commit Sexual Penetration	10	224	117	22	70	15	
	ATTEMPTS		6	2	1	3		
750.520G2	CSC - 2nd Degree Assault	5	84	37	5	31	11	
	ATTEMPTS							
750.529	Robbery - Armed	LIFE	884	881	1		2	
	ATTEMPTS		40	15	4	13	4	4
750.529A	Carjacking	LIFE	105	105				
	ATTEMPTS		7	5		2		
750.530	Robbery - Unarmed	15	671	389	34	148	100	
	ATTEMPTS		33	13	5	8	7	
750.531	Bank Robbery/Safe Breaking	LIFE	1	1				
	ATTEMPTS							
750.531-A	Bank Robbery	LIFE	84	79		4	1	
	ATTEMPTS		4	1	3			
750.531-B	Safe Breaking	LIFE	61	44	3	10	4	
	ATTEMPTS		14	6	2	4	2	
750.532	Seduction	5	14		3	8	3	
	ATTEMPTS		1				1	
750.535	Stolen Prop. - Receive & Conceal (Obsolete)	10	1		1			
	ATTEMPTS		1		1			
750.535-A	Stolen Prop. - Receive & Conceal, >\$100 (Obsolete)	5	4	4				
	ATTEMPTS		2		1		1	
750.5352A	Stolen Prop. - Receive & Conceal, \$20K or More	10	87	18	22	34	13	
	ATTEMPTS		17	3	4	3	7	
750.5352B	Stolen Prop. - Receive & Conceal, \$1K - <\$20K - 3rd+ Offense	10	1	1				
	ATTEMPTS							
750.5353A	Stolen Prop. - Receive & Conceal, \$1K - <\$20K	5	533	153	121	132	127	
	ATTEMPTS		96	9	34	17	35	1
750.5353B	Stolen Prop. - Receive & Conceal, \$200 - <\$1K - 2nd+ Offense	5	9	3	2	2	2	
	ATTEMPTS		3	2	1			

NOTE: Be sure to check for related offense codes when examining a particular type of crime. They may or may not be in sequential order or even on the same page. Offenders may have multiple dispositions.

A2

2006 Criminal Court Dispositions by Offense and Type of Disposition – All Offenses

Page 29 of 33

			DISPOSITIONS					
Compiled Laws	Offense	Max. Penalty	Total	Prison ¹	Jail	Jail/ Probation ²	Probation ²	Other ³
	GRAND TOTAL		85,054	21,471	17,692	22,951	22,066	874
	%			25%	21%	27%	26%	1%
	VIOLATIONS		75,694	20,602	15,512	20,316	18,507	757
	ATTEMPTS		9,360	869	2,180	2,635	3,559	117
750.5354A	Stolen Prop. - Receive & Conceal, \$200 - <\$1K	1 ATTEMPTS	105	2	51	20	29	3
750.5355	Stolen Prop. - Receive & Conceal, Under \$200	MISD ATTEMPTS	42	1	18	7	15	1
750.5357	Stolen Prop. - Receive & Conceal, Motor Vehicle	5 ATTEMPTS	1,248	285	177	386	399	1
750.535A	Motor Vehicles - Operate Chop Shop	10 ATTEMPTS	205	11	67	41	86	
750.535A2	Motor Vehicles - Operate Chop Shop	10 ATTEMPTS	9	2	4	2	1	
750.535B	Weapons - Firearms, Receive & Conceal	10 ATTEMPTS	16	3	5	4	4	
750.539B	Eavesdropping - Trespassing for	MISD ATTEMPTS	2			2	1	
750.539C	Eavesdropping	2 ATTEMPTS	130	45	18	37	28	2
750.539D	Eavesdropping - Install/Use	2 ATTEMPTS	15	2	4	8	1	
750.539J2A1	Surveil Unclothed Person	2 ATTEMPTS	2			1	1	
750.539J2B	Capture/Distribute Image of Unclothed Person	5 ATTEMPTS	3				3	
750.540	Telephone - Tap/Cut Lines	2 ATTEMPTS	14	3	1	5	5	
750.5405A	Interfere w/Electronic Communications	2 ATTEMPTS	2	1		1		
750.5405B	Interfere w/Electronic Communications, Injury/Death	4 ATTEMPTS	9		1	3	5	
750.540C1	Telephone - Counterfeit Device Avoid Payment	4 ATTEMPTS	16	3		7	6	
750.540C2A	Telephone - Counterfeit Device Avoid Payment	4 ATTEMPTS	1				1	
750.540C4	Telecommunications - Access Device Violations	4 ATTEMPTS	113	15	26	43	28	1
750.540E	Telecommunications - Malicious Use	MISD ATTEMPTS	14		8	4	2	
750.543M	Terrorism - False Report or Threat	20 ATTEMPTS	6	2		2	2	
750.552	Trespass	MISD ATTEMPTS	1			1		
750.552B	Trespass - State Correctional Facility	4 ATTEMPTS	1		1			
750.57	Animals - Burial	MISD ATTEMPTS	1					
750.72	Arson - Dwelling House/ Curtilage	20 ATTEMPTS	1					
750.72-A	Arson - Dwelling House	20 ATTEMPTS	3	2			1	
			57	35	3	11	8	
			20	6	3	3	8	

NOTE: Be sure to check for related offense codes when examining a particular type of crime. They may or may not be in sequential order or even on the same page. Offenders may have multiple dispositions.

A2

2006 Criminal Court Dispositions by Offense and Type of Disposition – All Offenses

Page 30 of 33

Compiled Laws	Offense	Max. Penalty
	GRAND TOTAL	
	%	
	VIOLATIONS	
	ATTEMPTS	
750.72-B	Arson - Dwelling House/ Curtilage	20 ATTEMPTS
750.73	Arson - Real Property	10 ATTEMPTS
750.74	Arson - Personal Property, Over \$50	4 ATTEMPTS
750.741A	Arson - Personal Property, <\$200	5 ATTEMPTS
750.741B1	Arson - Personal Property, \$200 - <\$1K	1 ATTEMPTS
750.741C1	Arson - Personal Property, \$1K - <\$20K	5 ATTEMPTS
750.741D1	Arson - Personal Property, \$20K or More	10 ATTEMPTS
750.75	Arson - Insured Property	10 ATTEMPTS
750.77	Arson - Preparation to Burn Property	10 ATTEMPTS
750.771A1	Arson - Preparation to Burn Property, Less Than \$200	MISD ATTEMPTS
750.771B1	Arson - Preparation to Burn Property, \$200 - <\$1K	1 ATTEMPTS
750.771C1	Arson - Preparation to Burn Property, \$1K - <\$20K	5 ATTEMPTS
750.771D1	Arson - Preparation to Burn Property, \$20K or More	10 ATTEMPTS
750.78	Arson - Woods/Prairies	4 ATTEMPTS
750.81	Asslt or Asslt and Battery	MISD ATTEMPTS
750.812	Domestic Violence	MISD ATTEMPTS
750.813	Domestic Violence - 2nd Offense	1 ATTEMPTS
750.814	Domestic Violence - 3rd Offense	2 ATTEMPTS
750.81A	Assault - Aggravated	1 ATTEMPTS
750.81A2	Domestic Violence, Aggravated	1 ATTEMPTS
750.81A3	Domestic Violence, Aggravated - 2nd Offense	2 ATTEMPTS
750.81C1	Threatening DHS Employee w/ Physical Harm	MISD ATTEMPTS
750.81C2	Assault/Battery of DHS Employee	2 ATTEMPTS
750.81D1	Police Officer - Assault/Resist/Obstruct	2 ATTEMPTS

DISPOSITIONS					
Total	Prison ¹	Jail	Jail/ Probation ²	Probation ²	Other ³
85,054	21,471 25%	17,692 21%	22,951 27%	22,066 26%	874 1%
75,694	20,602	15,512	20,316	18,507	757
9,360	869	2,180	2,635	3,559	117
3	3				
1			1		
58	23	7	20	8	
7	1	1	2	3	
1				1	
3		1		2	
8		2	5	1	
35	10	4	8	13	
6	2	1	1	2	
11	6	2	1	2	
17	2	1	6	8	
1			1		
1				1	
1		1			
4		2		2	
11	2	1	5	3	
3		1	1	1	
15	5		7	3	
3	2	1			
6	4		1	1	
1		1			
534	2	238	99	186	9
6				5	1
567	5	257	103	192	10
8		4	1	3	
112	2	54	35	21	
1		1			
484	112	143	179	50	
5		3	2		
267	1	92	58	113	3
8	3	2		1	2
91	1	30	20	40	
1		1			
33	13	8	11	1	
2		2			
9	1	3	5		
2,730	611	748	839	517	15
410	7	166	109	117	11

NOTE: Be sure to check for related offense codes when examining a particular type of crime. They may or may not be in sequential order or even on the same page. Offenders may have multiple dispositions.

A2

2006 Criminal Court Dispositions by Offense and Type of Disposition – All Offenses

Page 31 of 33

			DISPOSITIONS					
Compiled Laws	Offense	Max. Penalty	Total	Prison ¹	Jail	Jail/ Probation ²	Probation ²	Other ³
	GRAND TOTAL		85,054	21,471	17,692	22,951	22,066	874
	%			25%	21%	27%	26%	1%
	VIOLATIONS		75,694	20,602	15,512	20,316	18,507	757
	ATTEMPTS		9,360	869	2,180	2,635	3,559	117
750.81D2	Police Officer - Assault/Resist/Obstruct, Causing Injury	4 ATTEMPTS	181	66	33	43	39	
			10			3	7	
750.81D3	Police Officer - Assault/Resist/Obstruct, Serious Impairment	15 ATTEMPTS	9	3	1	4	1	
			3	1		2		
750.82	Felonious Assault	4 ATTEMPTS	1,970	561	321	595	480	13
			343	19	78	148	97	1
750.822	Weapon-Free Schools - Assault w/ Dangerous Weapon	4 ATTEMPTS	5	3		1	1	
750.83	Assault w/Intent to Murder	LIFE ATTEMPTS	202	201			1	
			1	1				
750.84	Assault w/Intent to do Great Bodily Harm Less Than Murder	10 ATTEMPTS	663	393	33	144	90	3
			50	19	5	19	7	
750.85	Torture	LIFE ATTEMPTS	3	3				
750.86	Assault w/Intent to Maim	10 ATTEMPTS	5	3		1	1	
750.87	Assault w/Intent to Commit Felony	10 ATTEMPTS	3	1		1	1	
750.88	Assault w/Intent to Rob While Unarmed	15 ATTEMPTS	92	50	4	20	18	
			2		1		1	
750.89	Assault w/Intent to Rob While Armed	LIFE ATTEMPTS	148	126		9	7	6
			2	1		1		
750.90	Sexual Intercourse - Under Pretext Medical Treatment	10 ATTEMPTS	2			2		
			1			1		
750.90A	Assault - Pregnant Individual, Miscarriage/Stillbirth w/Intent	LIFE ATTEMPTS	3	3				
			1	1				
750.91	Homicide - Attempted Murder	LIFE ATTEMPTS	2	2				
750.92	Attempt Commit Crime	10 ATTEMPTS	1				1	
750540E1A	Telecommunications - Malicious Use, Threaten Harm of Person/Property	MISD ATTEMPTS	2		1	1		
752.10031	Health Care Fraud - False Claim	4 ATTEMPTS	17			8	9	
			1				1	
752.10033	Health Care Fraud - False Statement	4 ATTEMPTS	1		1			
752.1005	Health Care Fraud - Conspiracy	10 ATTEMPTS	1			1		
			1				1	
752.10541	Copying Audio/Video Recordings for Gain - Misdemeanor	MISD ATTEMPTS	2		1	1		
752.10542	Copy Audio/Video for Gain - Felony	5 ATTEMPTS	42	2	1	14	25	
			23		2	6	14	1
752.191	Felonious Driving	2 ATTEMPTS	2	1	1			
			4				4	
752.3651	Obscenity	MISD ATTEMPTS	1		1			
752.541	Riot	10 ATTEMPTS	1		1			

NOTE: Be sure to check for related offense codes when examining a particular type of crime. They may or may not be in sequential order or even on the same page. Offenders may have multiple dispositions.

A2

2006 Criminal Court Dispositions by Offense and Type of Disposition – All Offenses

Page 32 of 33

			DISPOSITIONS					
Compiled Laws	Offense	Max. Penalty	Total	Prison ¹	Jail	Jail/ Probation ²	Probation ²	Other ³
GRAND TOTAL			85,054	21,471	17,692	22,951	22,066	874
%				25%	21%	27%	26%	1%
VIOLATIONS			75,694	20,602	15,512	20,316	18,507	757
ATTEMPTS			9,360	869	2,180	2,635	3,559	117
752.7971A	Computers - Fraudulent Access, Under \$200	MISD ATTEMPTS	1				1	
752.7971C1	Computers - Fraudulent Access, \$1K - <\$20K	5 ATTEMPTS	3			1	2	
752.7971D1	Computers - Fraudulent Access, \$20K or More	10 ATTEMPTS	1			1		
752.7972A	Computers - Unauthorized Access	5 ATTEMPTS	8	2		1	5	
752.7973A	Computers - Use to Commit Crime Max 1 Yr or Less	1 ATTEMPTS	2		1	1		
752.7973B	Computers - Use to Commit Crime Max >1 Yrs - <2 Yrs	2 ATTEMPTS	2			2		
752.7973C	Computers - Use to Commit Crime Max 2 yrs - <4 yrs	4 ATTEMPTS	18	1	2	7	8	
752.7973D	Computers - Use to Commit Crime Max 4 yrs - <10 yrs	7 ATTEMPTS	118	35	4	42	37	
752.7973E	Computers - Use to Commit Crime Max 10 yrs - <20 yrs	10 ATTEMPTS	18	5		10	3	
752.7973F	Computers - Use to Commit Crime Max 20 yrs or More	20 ATTEMPTS	1			1		
752.811	Breaking & Entering - Coin Operated Device	3 ATTEMPTS	6	5	1			
752.811A	Breaking & Entering - Coin Operated Device	3 ATTEMPTS	1				1	
752.811B	Breaking & Entering - Possess Tool to Open Coin-Operated Device	3 ATTEMPTS	1		1			
752.861	Weapons - Firearms, Careless Use Cause Injury/Death	2 ATTEMPTS	94	34	21	21	17	1
752.862-B	Weapons - Firearms, Careless Use Prop. Damage Over \$50	1 ATTEMPTS	6		3		3	
752.863A	Weapons - Firearms, Reckless Use	MISD ATTEMPTS	7	1	1	4	1	
767A.91A	Prosecutor's Investigative Perjury	15 ATTEMPTS	1			1		
769.10	Habitual Offender - 2nd Offense	LIFE ATTEMPTS	16	5	5	3	3	
769.11	Habitual Offender - 3rd Offense	LIFE ATTEMPTS	2		2			
769.12	Habitual Offender - 4th Offense	LIFE ATTEMPTS	27		12	5	9	1
800.2811	Prisons - Furnish Contraband to Prisoner in Prison	5 ATTEMPTS	6			6		
800.2813	Prisons - Bring Contraband Into Prison	5 ATTEMPTS	4		4			
800.2814	Prisons - Prisoner Possessing Contraband	5 ATTEMPTS	4		3	1		1
800.2834	Prisons - Prisoner Possessing Weapon	5 ATTEMPTS	4	3				
			3			1	2	
			4	1	1	1	1	
			16	11	2	1	2	
			2			2		
			33	28	1	2	2	
			2	1		1		
			68	68				
			8	8				

NOTE: Be sure to check for related offense codes when examining a particular type of crime. They may or may not be in sequential order or even on the same page. Offenders may have multiple dispositions.

A2 2006 Criminal Court Dispositions by Offense and Type of Disposition – All Offenses

Page 33 of 33

GRAND TOTAL		
%		
VIOLATIONS		
ATTEMPTS		
Compiled Laws	Offense	Max. Penalty
801.2622	Jails - Prisoner Possess Weapon	5 ATTEMPTS
801.2631	Jails - Furnish Contraband to Prisoner	5 ATTEMPTS
801.2632	Jails - Prisoner Possessing Contraband	5 ATTEMPTS

DISPOSITIONS					
Total	Prison ¹	Jail	Jail/ Probation ²	Probation ²	Other ³
85,054	21,471 25%	17,692 21%	22,951 27%	22,066 26%	874 1%
75,694	20,602	15,512	20,316	18,507	757
9,360	869	2,180	2,635	3,559	117
3	2		1		
2	1		1		
15	5	5	4	1	
2		1	1		
42	8	12	7	15	
4			2	2	

NOTE: Be sure to check for related offense codes when examining a particular type of crime. They may or may not be in sequential order or even on the same page. Offenders may have multiple dispositions.

¹ Includes HYTA Prison

² Includes Delayed and Suspended Sentences, HYTA Probation, and SAI Probation

³ Includes Restitution, Fines, Costs, Community Service and DHS sentences

SOURCE: OMNI BIR Extract

A2a 2006 Criminal Court Dispositions by Offense and Type of Disposition – Non-Assaultive Offenses

Page 1 of 20

			DISPOSITIONS					
Compiled Laws	Offense	Max. Penalty	Total	Prison ¹	Jail	Jail/ Probation ²	Probation ²	Other ³
		GRAND TOTAL	42,854	10,129	9,077	12,024	11,071	553
		%		24%	21%	28%	26%	1%
		VIOLATIONS	37,608	9,680	7,885	10,556	9,018	469
		ATTEMPTS	5,246	449	1,192	1,468	2,053	84
28.243A	Fingerprinting - Refusal	MISD ATTEMPTS	5		5			
28.2931	State ID Card - False Application	5 ATTEMPTS	15	5	2	1	6	1
28.2951A-A	State ID Card - Alter/Forge/Use to Commit Felony	10 ATTEMPTS	5	2	2	1		
28.2951B-A	State ID Card - Alter/Forge/Use to Commit Felony or Misdemeanor	5 ATTEMPTS	1		1			
28.2952	State ID Card - Used w/o Permission	5 ATTEMPTS	1				1	
28.2952-A	State ID Card - Alter/Forge Intent to Deliver/Posess 2 or More	5 ATTEMPTS	1		1			
28.425B3	Weapons - Pistols, False Info on CCW Permit	4 ATTEMPTS	3			1	2	
28.425K2A	Weapons - Pistols, Carrying Concealed While Under the Influence	MISD ATTEMPTS	5		1	2	1	1
28.729	Sex Offender - Fail to Register	4 ATTEMPTS	495	95	178	123	83	16
28.7291A	Sex Offender - Fail to Register	4 ATTEMPTS	208	5	85	41	70	7
28.7291B	Sex Offender - Fail to Register, 2nd Offense	4 ATTEMPTS	18		6	6	5	1
28.7291C	Sex Offender - Fail to Register, 3rd Offense	7 ATTEMPTS	13	1	4	4	3	1
28.7292	Sex Offenders - Failure to Comply w/ Duties	10 ATTEMPTS	20	7	6	4	3	
28.7292C	Sex Offender - Fail to Report, 3rd Offense	4 ATTEMPTS	5	2	2	1		
28.7294	Sex Offenders - Refusing/Failing to Pay Registration Fee	MISD ATTEMPTS	32		24	1	5	2
28.729B	Sex Offenders - Failure to Comply w/ Reporting Duties - 2nd Offense	MISD ATTEMPTS	1				1	
28.7352A	Student Safety Zone - Residency Violation	MISD ATTEMPTS	11	2	7	1	1	
125.1523	State Construction Code Violation	MISD ATTEMPTS	1					
168.933	Election Law - Swear Falsely to Register/Vote	5 ATTEMPTS	1			1		
205.108	Taxes - Use Tax - Consumer's Failure to Comply w/ Act	MISD ATTEMPTS	1					1
205.271A	Taxes - Fail to File/False Return	5 ATTEMPTS	10	2	4	1	1	2
205.271C	Taxes - Make/Permit False Returns	5 ATTEMPTS	1				1	
205.4282	Tobacco Products Tax Act Violation Felony	5 ATTEMPTS	10			3	5	2
205.4282-A	Tobacco Products Tax Act Violations Sell w/o Tax Stamp	5 ATTEMPTS	5				1	4
			1				1	

NOTE: Be sure to check for related offense codes when examining a particular type of crime. They may or may not be in sequential order or even on the same page. Offenders may have multiple dispositions.

A2a 2006 Criminal Court Dispositions by Offense and Type of Disposition — Non-Assaultive Offenses

Page 2 of 20

			DISPOSITIONS					
Compiled Laws	Offense	Max. Penalty	Total	Prison ¹	Jail	Jail/ Probation ²	Probation ²	Other ³
	GRAND TOTAL		42,854	10,129	9,077	12,024	11,071	553
	%			24%	21%	28%	26%	1%
	VIOLATIONS		37,608	9,680	7,885	10,556	9,018	469
	ATTEMPTS		5,246	449	1,192	1,468	2,053	84
205.4283	Tobacco Products Tax Act Violations Misdemeanor	1 ATTEMPTS	1				1	
205.4284	Tobacco Products Tax Act Violations	MISD ATTEMPTS	3				1	2
205.4286	Tobacco Products Tax Act Unauthorized Tax Stamps	10 ATTEMPTS	2			1	1	
257.1355A	Used Car Parts Dealer - Fail to Record Transaction	2 ATTEMPTS	1				1	
257.1355B	Used Car Parts Dealer - Falsify Record	2 ATTEMPTS	4				4	
257.215	Operating - Unregistered Vehicle	MISD ATTEMPTS	1		3			1
257.222	Motor Vehicles - Counterfeited Certificate Title - Use/Production	MISD ATTEMPTS	4			2	1	1
257.233A6	Motor Vehicles - Odometer Tampering	5 ATTEMPTS	71	17	9	20	25	
257.254	Motor Vehicle Code - Intent to Pass False Title	10 ATTEMPTS	2		1		2	
257.2551	License Plates - Commercial Vehicle Expired/None	MISD ATTEMPTS	72		40	13	15	4
257.256	License Plate/Registration/Title Unlawful Use	MISD ATTEMPTS	94	6	13	32	41	2
257.257	License Documents/Plates - Forgery	5 ATTEMPTS	71	3	12	18	36	2
257.301	Operating - No/Multiple Licenses	MISD ATTEMPTS	63		43	10	7	3
257.31010	Driver's License - Forged, Possession	MISD ATTEMPTS	4		2		2	
257.3107A	Driver's License - Forge w/ Intent to Commit Crime Max 10 Yrs+	10 ATTEMPTS	6	3	1	1	1	
257.3107B	Driver's License - Forge w/ Intent to Commit Crime Max 6mos-<10 yrs	5 ATTEMPTS	13	3	1	4	5	
257.3108	Driver's License - Forged, Sell/Possess w/Intent to Deliver	5 ATTEMPTS	4		4			
257.3109	Driver's License - Forged, Possession of 2 or More	5 ATTEMPTS	4	1		1	2	
257.311	Operate w/o License	MISD ATTEMPTS	40	1	20	5	10	4
257.312	Operate w/Restricted License	MISD ATTEMPTS	45	1	26	12	5	1
257.324	Operate w/Forged/Altered License/ False ID	MISD ATTEMPTS	87	2	74	6	3	2
257.328	Motor Vehicle Code - Producing False Evidence of Insurance	MISD ATTEMPTS	1		1			
257.3291	Insurance Certificates - Possess/ Sale of Stolen/Counterfeit	5 ATTEMPTS	2				1	1
257.602	Police Officer - Refuse to Obey Traffic Order	MISD ATTEMPTS	19	2	5	4	7	1
			2			1		1
			10		3	2	4	1

NOTE: Be sure to check for related offense codes when examining a particular type of crime. They may or may not be in sequential order or even on the same page. Offenders may have multiple dispositions.

A2a 2006 Criminal Court Dispositions by Offense and Type of Disposition — Non-Assaultive Offenses

Page 3 of 20

			DISPOSITIONS					
Compiled Laws	Offense	Max. Penalty	Total	Prison ¹	Jail	Jail/ Probation ²	Probation ²	Other ³
GRAND TOTAL			42,854	10,129	9,077	12,024	11,071	553
%				24%	21%	28%	26%	1%
VIOLATIONS			37,608	9,680	7,885	10,556	9,018	469
ATTEMPTS			5,246	449	1,192	1,468	2,053	84
257.616A2B	Portable Signal Preemption Device - Use of	2 ATTEMPTS	1		1			
257.617A	Fail to Stop at Personal Injury Accident	1 ATTEMPTS	32		18	8	5	1
257.618	Fail to Stop at Property Damage Accident (Attended Vehicle)	MISD ATTEMPTS	33	2	19	6	6	
257.620	Fail to Stop after Collision	MISD ATTEMPTS	1				1	
257.621	Fail to Stop after Collision	MISD ATTEMPTS	43		34	1	5	3
257.621	Failure to Report Accident to Fixtures	MISD ATTEMPTS	8		4	2	1	1
257.622	Fail to Report Accident	MISD ATTEMPTS	8		4	1	1	2
257.624A	Alcohol - Open Container in Vehicle	MISD ATTEMPTS	120		79	18	16	7
257.624B1	Alcohol - Possession By Minor in Motor Vehicle	MISD ATTEMPTS	1				1	
257.625	Operating Vehicle Intoxicated	15 ATTEMPTS	3			1	2	
257.6251	Operating Vehicle Intoxicated	15 ATTEMPTS	4		2	1	1	
257.6251-A	Operating Vehicle Intoxicated	MISD ATTEMPTS	2			2		
257.6251-A	Operating Vehicle Intoxicated	MISD ATTEMPTS	2		1	1		
257.62510	Operating Vehicle Intoxicated, Minor w/ any BAC - 2nd+ Offense	MISD ATTEMPTS	643	12	300	159	148	24
257.62510B	Operating Vehicle Intoxicated - 2nd Offense	MISD ATTEMPTS	5				5	
257.62510C	Operating Vehicle Intoxicated - 3rd Offense	MISD ATTEMPTS	1		1			
257.6253A	Operate - Impaired	MISD ATTEMPTS	25		10	14	1	
257.6256	Operating Vehicle Intoxicated, Impaired - 3rd Felony	MISD ATTEMPTS	1			1		
257.6256-A	Minor Operating Vehicle, w/ Any Blood Alcohol Content	MISD ATTEMPTS	44	1	5	33	5	
257.6256B	Operating Vehicle Intoxicated, Contr. Sub. - 2nd Offense	MISD ATTEMPTS	119	1	56	23	32	7
257.6256D	Operating Vehicle Intoxicated, Contr. Sub. - 3rd Offense	MISD ATTEMPTS	3		1		2	
257.6257A1	Operating Vehicle Intoxicated, w/ Occupant <16	MISD ATTEMPTS	4	2	2			
257.6257A2	Operating Vehicle Intoxicated, w/ Occupant <16 - 2nd+ Offense	MISD ATTEMPTS	1		1			
257.6258	Operating Vehicle, w/ Presence of Controlled Substance	MISD ATTEMPTS	22		6	1	7	8
257.625B	OUIL	5 ATTEMPTS	277	1	111	115	50	
257.625L	Ignition Interlock Device - Violations	MISD ATTEMPTS	2			1	1	
			2,875	730	329	1,612	202	2
			36	3	10	15	8	
			108	23	8	64	13	
			43		21	9	12	1
			1		1			
			14		5	2	6	1
			1			1		

NOTE: Be sure to check for related offense codes when examining a particular type of crime. They may or may not be in sequential order or even on the same page. Offenders may have multiple dispositions.

A2a 2006 Criminal Court Dispositions by Offense and Type of Disposition — Non-Assaultive Offenses

Page 4 of 20

			DISPOSITIONS					
Compiled Laws	Offense	Max. Penalty	Total	Prison ¹	Jail	Jail/ Probation ²	Probation ²	Other ³
GRAND TOTAL			42,854	10,129	9,077	12,024	11,071	553
%				24%	21%	28%	26%	1%
VIOLATIONS			37,608	9,680	7,885	10,556	9,018	469
ATTEMPTS			5,246	449	1,192	1,468	2,053	84
257.626	Driving - Reckless	MISD	75	1	27	15	25	7
		ATTEMPTS	1				1	
257.626A	Operating - Drag Racing	MISD	1			1		
		ATTEMPTS						
257.903	Motor Vehicle Code, False Certification	5	59	14	9	4	28	4
		ATTEMPTS	14		2	1	9	2
257.9032	Motor Vehicle Code, False Certification - 2nd Offense	7	1			1		
		ATTEMPTS						
257.904	Operate - License Suspended/Revoked/Denied	15	20		12	4	4	
		ATTEMPTS						
257.9041B	Operate - Allow Suspended/Revoked/Denied to Operate	MISD	706	5	412	141	108	40
		ATTEMPTS	4		1		3	
257.9041C	Operate - Allow Suspended/Revoked/Denied to Operate - 2nd+ Offense	1	745	8	524	124	72	17
		ATTEMPTS						
257.904A	Operating - No License for 3 Years	MISD	3		2	1		
		ATTEMPTS						
257.904E	Motor Vehicle - Immobilization - Violations	MISD	1			1		
		ATTEMPTS						
289.51072	Food Law - Felony Violations	4	1			1		
		ATTEMPTS						
290.6313B	Weights & Measures - Intentional Violations	5	1				1	
		ATTEMPTS						
324.169092	Scrap Tires - Violation Involving 50 Tires or More	MISD	1			1		
		ATTEMPTS						
324.20139	Hazardous Subs., Knowingly Release/False Statement [Endanger]	2	1			1		
		ATTEMPTS						
324.31152A	Water Resources Protection Violation	2	1		1			
		ATTEMPTS						
324.401112	Wildlife Conservation Part - Possesing Firearm in Vehicle or Motorized Boat	MISD	2		1		1	
		ATTEMPTS						
324.401114	Wildlife Conservation Part - Hunting/Shooting from Safety Zone	MISD	1			1		
		ATTEMPTS						
324.401181	Wildlife Conservation Part - General Violations	MISD	3					3
		ATTEMPTS						
324.401183	Wildlife Conservation Part - Taking Deer/Bear/Turkeys	MISD	1					1
		ATTEMPTS						
324.43513	Hunting/Fishing Lic. Part - Transport Unsecured Firearm/Bow	MISD	1		1			
		ATTEMPTS						
324.43521	Hunting/Fishing w/o License	MISD	1				1	
		ATTEMPTS						
324.435231	Hunting & Fishing License Part - Hunting Small Game w/o License	MISD	1					1
		ATTEMPTS						
324.435251	Hunting & Fishing - Hunting Waterfowl w/o License	MISD	1					1
		ATTEMPTS						
324.435261	Hunting & Fishing License Part - Hunting Deer w/o License	MISD	1	1				
		ATTEMPTS						
324.435581E	Hunting and Fishing License Part - Using Another's License	MISD	1				1	
		ATTEMPTS						

NOTE: Be sure to check for related offense codes when examining a particular type of crime. They may or may not be in sequential order or even on the same page. Offenders may have multiple dispositions.

A2a 2006 Criminal Court Dispositions by Offense and Type of Disposition — Non-Assaultive Offenses

Page 5 of 20

			DISPOSITIONS					
Compiled Laws	Offense	Max. Penalty	Total	Prison ¹	Jail	Jail/ Probation ²	Probation ²	Other ³
GRAND TOTAL			42,854	10,129	9,077	12,024	11,071	553
%				24%	21%	28%	26%	1%
VIOLATIONS			37,608	9,680	7,885	10,556	9,018	469
ATTEMPTS			5,246	449	1,192	1,468	2,053	84
324.731022	Trespass, Recreational Trespass Law	MISD	1			1		
		ATTEMPTS						
324.73103	Trespass, Recreational Trespass Law	MISD	1					1
		ATTEMPTS						
324.81122	ORV - Operating on Highway or Right-of-Way	MISD	4		2			2
		ATTEMPTS						
324.81133I	ORV - Operate, Trespass	MISD	1				1	
		ATTEMPTS						
324.81134	ORV - OUIL	5	1				1	
		ATTEMPTS						
324.811342	ORV - Operating w/ BAC of 0.10 Grams or More	MISD	1		1			
		ATTEMPTS						
324.821271	Snowmobiles - OUIL - Misd.	MISD	1			1		
		ATTEMPTS						
324.8903	Littering - Objects in Path of Vehicle	MISD	1		1			
		ATTEMPTS						
333.16294	Health Profession - Unauthorized Practice Felony	4	5		1	1	2	1
		ATTEMPTS						
333.16296A	Health Profession - Unauthorized Use of Title	MISD	1				1	
		ATTEMPTS						
333.2894	Vital Records - General Violations - 1 Year Misd.	MISD	1	1				
		ATTEMPTS						
338.823-A	Private Detectives - No License	4	1		1			
		ATTEMPTS						
339.6013	Occupational Code - Performing Occupation w/o License - 1st Offense	MISD	17		9	2	6	
		ATTEMPTS						
339.6014	Occupational Code - Performing Occupation w/o License - 2nd Offense	MISD	1		1			
		ATTEMPTS						
400.601-A	Fraud - Welfare, \$500 or Less	4	4		1		3	
		ATTEMPTS						
400.601-B	Fraud - Welfare, Over \$500	4	42	1	4	5	32	
		ATTEMPTS	17	1	1	6	8	1
400.602	Fraud - Welfare, Failure to Inform	4	1					1
		ATTEMPTS						
400.602-A	Fraud - Welfare, Failure to Inform, \$500 or Less	MISD	18				16	2
		ATTEMPTS	1		1			
400.602-B	Fraud - Welfare, Failure to Inform, Over \$500	4	283		7	12	262	2
		ATTEMPTS	23	3		7	11	2
400.6033	Medicaid Fraud - Conceal Information	4	1			1		
		ATTEMPTS						
400.6071	Medicaid Fraud - False Claim	4	3		1	1	1	
		ATTEMPTS	1		1			
408.485	Failure to Pay Wages - Wilful	MISD	2				2	
		ATTEMPTS						
421.54BIIB	Unemployment Comp. Fraud, False Statmnt/Misrep. over \$25K	2	1				1	
		ATTEMPTS						
432.2181	Gambling Operations - Felony Violations	10	2				2	
		ATTEMPTS	2				2	

NOTE: Be sure to check for related offense codes when examining a particular type of crime. They may or may not be in sequential order or even on the same page. Offenders may have multiple dispositions.

A2a 2006 Criminal Court Dispositions by Offense and Type of Disposition – Non-Assaultive Offenses

Page 6 of 20

			DISPOSITIONS					
Compiled Laws	Offense	Max. Penalty	Total	Prison ¹	Jail	Jail/ Probation ²	Probation ²	Other ³
GRAND TOTAL			42,854	10,129	9,077	12,024	11,071	553
		%		24%	21%	28%	26%	1%
VIOLATIONS			37,608	9,680	7,885	10,556	9,018	469
ATTEMPTS			5,246	449	1,192	1,468	2,053	84
432.2182	Gambling Activities - Felony Violations	10 ATTEMPTS	3			1	2	
432.30	Lottery - Forge/Counterfeit Ticket	5 ATTEMPTS	1				1	
433.12	Animals - Running At Large	MISD ATTEMPTS	2	2				
436.1203	Alcohol - Sale/Deliver/Import w/o License	1 ATTEMPTS	22					22
436.16131	Alcohol - Furnishing Place for Consideration (1 Yr Felony)	MISD ATTEMPTS	11		2	2	7	
436.17011-A	Alcohol - Sell/Furnish to Minor	MISD ATTEMPTS	5				2	3
436.17031A	Alcohol - Purchase/Consume/ Possess by Minor	MISD ATTEMPTS	17		13		4	
436.17031B	Alcohol - Purchase/Consume/ Possess by Minor - 2nd Offense	MISD ATTEMPTS	90	2	22	18	23	25
436.17031C	Alcohol - Purchase/Consume/ Possess by Minor - 3rd+ Offense	MISD ATTEMPTS	7		1	4	1	1
436.19151	Alcohol - Consumption On Highway	MISD ATTEMPTS	8		1	3	2	2
436.33A	Possession Alcohol In Motor Vehicle By Minor	MISD ATTEMPTS	1					1
436.33B1A	Alcohol - Minor, Purchase/Possess/ Consume	MISD ATTEMPTS	1			1		
440.95016	File False/Fraudulent Financial Statement	5 ATTEMPTS	5				5	
445.65	Identity Theft	5 ATTEMPTS	349	110	27	83	128	1
445.67	Identity Theft - Obtain/Possess/ Transfer ID w/Intent	5 ATTEMPTS	30	1	3	7	19	
451.501	Blue Sky Laws - Fraudulent Schemes/ Statements	10 ATTEMPTS	40	9	6	8	17	
462.273	Trains - Trespass on Tracks	MISD ATTEMPTS	2				1	
500.3102	Motor Vehicle - Operating w/o Security	MISD ATTEMPTS	4		4			
500.45111	Insurance - Fraudulent Acts	4 ATTEMPTS	2		1	1		
500.45112	Insurance Fraud - Conspiracies	10 ATTEMPTS	23		15	4	1	3
565.371	Real Property - Record Fraud Conveyance	3 ATTEMPTS	61	3	7	25	26	
570.111010B1	Contractor - False Sworn Statements, \$200 - <\$1K	MISD ATTEMPTS	11		2	2	5	2
570.111010C	Contractor - False Sworn Statements, \$1K - <\$20K	5 ATTEMPTS	12	1	2	4	5	
570.152	Contractor - Fraudulent Use of Building Contract Fund	3 ATTEMPTS	1			1		
			1			1	1	
			5				4	1
			1			1		
			24	3	3	13	5	
			3	1		1	1	

NOTE: Be sure to check for related offense codes when examining a particular type of crime. They may or may not be in sequential order or even on the same page. Offenders may have multiple dispositions.

A2a 2006 Criminal Court Dispositions by Offense and Type of Disposition — Non-Assaultive Offenses

Page 7 of 20

			DISPOSITIONS					
Compiled Laws	Offense	Max. Penalty	Total	Prison ¹	Jail	Jail/ Probation ²	Probation ²	Other ³
	GRAND TOTAL		42,854	10,129	9,077	12,024	11,071	553
	%			24%	21%	28%	26%	1%
	VIOLATIONS		37,608	9,680	7,885	10,556	9,018	469
	ATTEMPTS		5,246	449	1,192	1,468	2,053	84
600.2907A2	Real Property - Encumber w/o Lawful Cause	3 ATTEMPTS	1				1	
722.151B	Children - Harboring Runaways	MISD ATTEMPTS	1		1			
722.6335B	Child Abuse - Intentional False Report Felony	VAR ATTEMPTS	1		1			
722.642	Tobacco - Possession/Use by Minor	MISD ATTEMPTS	4				1	3
750.109A	Boats - Unauthorized Use or Possession	MISD ATTEMPTS	1		1			
750.110	Breaking & Entering - Bldg. w/Intent	15 ATTEMPTS	2,026	705	262	664	384	11
750.110-A	Breaking & Entering - Unoccupied Bldg. w/Intent	10 ATTEMPTS	372	93	63	115	101	
750.110-A	Breaking & Entering - Unoccupied Bldg. w/Intent	10 ATTEMPTS	4	2	2			
750.110-B	Breaking & Entering - Occupied Bldg. w/Intent	15 ATTEMPTS	3	2		1		
750.110A3	Home Invasion - 2nd Degree	15 ATTEMPTS	4		4			
750.110A4	Home Invasion - 3rd Degree	5 ATTEMPTS	1		1			
750.111	Home Invasion - 2nd Degree	15 ATTEMPTS	1,670	804	141	402	321	2
750.111	Home Invasion - 3rd Degree	5 ATTEMPTS	186	49	24	61	51	1
750.111	Breaking & Entering - Entry w/o Breaking, w/Intent	5 ATTEMPTS	606	113	124	188	178	3
750.111	Breaking & Entering - Entry w/o Breaking, w/Intent	5 ATTEMPTS	38	4	12	9	13	
750.111	Breaking & Entering - Entry w/o Breaking, w/Intent	5 ATTEMPTS	148	32	30	49	37	
750.113	Breaking & Entering - Coin Box	MISD ATTEMPTS	10	1	1	4	4	
750.113	Breaking & Entering - Coin Box	MISD ATTEMPTS	1		1			
750.115	Breaking & Entering - Illegal Entry w/o Owner's Permission/Denied	MISD ATTEMPTS	19		7	3	8	1
750.115A	Illegal Entry (w/o Owners Permission)	MISD ATTEMPTS	125		50	27	46	2
750.115A	Illegal Entry (w/o Owners Permission)	MISD ATTEMPTS	4		2		2	
750.115B	Breaking & Entering - Public Place Where Entry Strictly Denied	MISD ATTEMPTS	1		1			
750.116	Burglar's Tools - Possess	10 ATTEMPTS	82	32	12	16	21	1
750.116	Burglar's Tools - Possess	10 ATTEMPTS	21	5	6	7	3	
750.117	Public Officer - Bribery	4 ATTEMPTS	5	1	2		2	
750.1227A	Witness - Bribe/Intimidate/ Interfere	4 ATTEMPTS	29	11	2	12	4	
750.1227A	Witness - Bribe/Intimidate/ Interfere	4 ATTEMPTS	4		3	1		
750.131	Check - Non-Sufficient Funds	2 ATTEMPTS	1		1			
750.1313A1	Check - Non-Sufficient Funds, Less than \$100	MISD ATTEMPTS	41		19	9	9	4
750.1313B1	Check - Non-Sufficient Funds, \$100 - <\$500	1 ATTEMPTS	41		9	16	15	1
750.1313B2	Check - Non-Sufficient Funds, \$100 - <\$500 - 3rd+ Offense	2 ATTEMPTS	1			1		
750.1313C	Check - Non-Sufficient Funds, \$500 or more	2 ATTEMPTS	129	28	18	37	43	3
750.131A	Check - No Account or Non-Sufficient Funds	2 ATTEMPTS	7			2	5	
750.131A	Check - No Account or Non-Sufficient Funds	2 ATTEMPTS	3		1		2	

NOTE: Be sure to check for related offense codes when examining a particular type of crime. They may or may not be in sequential order or even on the same page. Offenders may have multiple dispositions.

A2a 2006 Criminal Court Dispositions by Offense and Type of Disposition — Non-Assaultive Offenses

Page 8 of 20

			DISPOSITIONS					
Compiled Laws	Offense	Max. Penalty	Total	Prison ¹	Jail	Jail/ Probation ²	Probation ²	Other ³
GRAND TOTAL			42,854	10,129	9,077	12,024	11,071	553
%				24%	21%	28%	26%	1%
VIOLATIONS			37,608	9,680	7,885	10,556	9,018	469
ATTEMPTS			5,246	449	1,192	1,468	2,053	84
750.131A1	Check - No Account	2	532	69	141	202	113	7
		ATTEMPTS	21		6	8	7	
750.131A2	Check - Non-Sufficient Funds, Three w/in 10 days	2	146	13	34	67	31	1
		ATTEMPTS	7		4	1	2	
750.141A2	Drugs/Alcohol - Allowing Consumption by Minors	MISD	5		5			
		ATTEMPTS						
750.147B	Ethnic Intimidation	2	26	2	4	8	12	
		ATTEMPTS	2			2		
750.157A	Compounding Offenses	5	21	7	4	6	2	2
		ATTEMPTS						
750.157AB	Conspiracy - Gamble Illegally	5	2		1		1	
		ATTEMPTS						
750.157N1	Financial Transaction Device - Steal/Retain w/o Consent	4	1,145	165	245	381	348	6
		ATTEMPTS	98	6	18	31	42	1
750.157N2	Financial Transaction Device - Possess Fraudulent One	4	65	8	12	35	10	
		ATTEMPTS	1			1		
750.157P	Financial Transaction Device - Possess w/Intent to Use/Sell	4	140	25	28	37	50	
		ATTEMPTS	20	2	5	11	2	
750.157Q	Financial Transaction Device - Illegal Sale/Use	4	300	41	44	93	121	1
		ATTEMPTS	34	2	5	14	13	
750.157R	Financial Transaction Device - Forge/Alter/Counterfeit	4	4			3	1	
		ATTEMPTS	1			1		
750.157S1A1	Financial Transaction Device - Use Revoked/Cancelled to Obt	MISD	1				1	
		ATTEMPTS						
750.157S1B1	Financial Transaction Device - Use Revoked/Cancelled, \$100- <\$500	1	1				1	
		ATTEMPTS						
750.157T	Financial Transaction Device - Sale of Goods or Services	4	3			3		
		ATTEMPTS						
750.157U	Financial Transaction Device - Overcharge	4	7		1	6		
		ATTEMPTS	1		1			
750.157V	Financial Transaction Device - False ID	4	25	5	4	11	5	
		ATTEMPTS	4		1		3	
750.157W1C1	Financial Trans. Device - Fraud Withdraw/ Transfer, \$1K - <\$20K	5	5	1		1	3	
		ATTEMPTS	2			2		
750.157W1D1	Financial Trans. Device - Fraud Withdraw/ Transfer, \$20K or More	10	1				1	
		ATTEMPTS						
750.15911	Criminal Enterprise - Conduct	20	22	15	2	1	4	
		ATTEMPTS	6	2	2	1	1	
750.15914-A	Criminal Enterprise - Conspiracy	20	4			3	1	
		ATTEMPTS						
750.160	Dead Bodies - Disinterment and Mutilation	10	3	3				
		ATTEMPTS						
750.161	Desertion/Abandon/Non-Support	3	52	16	7	17	12	
		ATTEMPTS	10	4	3	2	1	
750.165	Child Support - Fail to Pay	4	1,067	95	94	391	486	1
		ATTEMPTS	248	13	21	69	143	2
750.1671A	Disorderly Person - Non-Support	MISD	20		4		12	4
		ATTEMPTS						

NOTE: Be sure to check for related offense codes when examining a particular type of crime. They may or may not be in sequential order or even on the same page. Offenders may have multiple dispositions.

A2a 2006 Criminal Court Dispositions by Offense and Type of Disposition — Non-Assaultive Offenses

Page 9 of 20

			DISPOSITIONS					
Compiled Laws	Offense	Max. Penalty	Total	Prison ¹	Jail	Jail/ Probation ²	Probation ²	Other ³
	GRAND TOTAL		42,854	10,129	9,077	12,024	11,071	553
	%			24%	21%	28%	26%	1%
	VIOLATIONS		37,608	9,680	7,885	10,556	9,018	469
	ATTEMPTS		5,246	449	1,192	1,468	2,053	84
750.1671DB	Disorderly Person - Illegal Occupation	MISD	2				2	
	ATTEMPTS							
750.1671E	Disorderly Person - Drunk	MISD	27		15	4	7	1
	ATTEMPTS		1				1	
750.1671H	Disorderly Person - Begging	MISD	1		1			
	ATTEMPTS							
750.1671I	Disorderly Person - Loitering at House of Ill Fame	MISD	1				1	
	ATTEMPTS							
750.1671J	Disorderly Person - Loitering about Illegal Business	MISD	11		5	1	3	2
	ATTEMPTS							
750.1671L	Disorderly Person - Jostling	MISD	6				4	2
	ATTEMPTS							
750.170	Disturbing the Peace	MISD	38		14	5	16	3
	ATTEMPTS							
750.174	Embezzle - Agent or Trustee	10	2		1		1	
	ATTEMPTS							
750.174-B	Embezzlement - Agent or Trustee, Over \$100	10	17	8	8		1	
	ATTEMPTS		1		1			
750.1742	Embezzlement - Less Than \$200	MISD	9		2	2	4	1
	ATTEMPTS							
750.1743A	Embezzle - Agent or Trustee \$200 - <\$1K	1	46		4	14	26	2
	ATTEMPTS		2		1	1		
750.1744A	Embezzle - Agent or Trustee, \$1K - <\$20K	5	430	37	37	136	219	1
	ATTEMPTS		84	1	6	24	53	
750.1744B	Embezzle - Agent or Trustee, \$200 - <\$1K - 2nd+ Offense	5	2		1		1	
	ATTEMPTS							
750.1745A	Embezzle - Agent or Trustee, \$20K - <\$50K	10	123	26	4	41	51	1
	ATTEMPTS		12	1	1	2	8	
750.1745B	Embezzle - Agent or Trustee, \$1K - <\$20K - 3rd+ Offense	10	2				2	
	ATTEMPTS							
750.174A	Embezzlement - From Vulnerable Adult	10	1				1	
	ATTEMPTS		1	1				
750.174A2	Embezzlement - From Vulnerable Adult, Less than \$200	MISD	3			1	2	
	ATTEMPTS							
750.174A3A	Embezzlement - From Vulnerable Adult, \$200 - <\$1K	1	4		1	1	2	
	ATTEMPTS							
750.174A4A	Embezzlement - From Vulnerable Adult, \$1K - <\$20K	5	32	4	4	8	16	
	ATTEMPTS		3			1	1	1
750.174A5A	Embezzlement - From Vulnerable Adult, \$20K or More	10	10	4		1	5	
	ATTEMPTS		1	1				
750.175	Embezzle - Public Official, Over \$50	10	12			6	6	
	ATTEMPTS		3			3		
750.176	Embezzle - Administrator/Executor/Guardian	10	2				2	
	ATTEMPTS		2	1		1		
750.180	Embezzle - Financial Institutions	20	6			6		
	ATTEMPTS		4		1		3	
750.1815A	Embezzle - Jointly Held Property \$20K or More	10	3				3	
	ATTEMPTS							

NOTE: Be sure to check for related offense codes when examining a particular type of crime. They may or may not be in sequential order or even on the same page. Offenders may have multiple dispositions.

A2a 2006 Criminal Court Dispositions by Offense and Type of Disposition — Non-Assaultive Offenses

Page 10 of 20

			DISPOSITIONS					
Compiled Laws	Offense	Max. Penalty	Total	Prison ¹	Jail	Jail/ Probation ²	Probation ²	Other ³
	GRAND TOTAL		42,854	10,129	9,077	12,024	11,071	553
	%			24%	21%	28%	26%	1%
	VIOLATIONS		37,608	9,680	7,885	10,556	9,018	469
	ATTEMPTS		5,246	449	1,192	1,468	2,053	84
750.183-A	Escape - Aiding Prisoner - Felony	7	1	1				
	ATTEMPTS		2	1	1			
750.186A	Escape - Juvenile Facility	4	10	1	3	2	2	2
	ATTEMPTS		6	2	2	1		1
750.193	Escape - Prison	5	17	17				
	ATTEMPTS		1		1			
750.1951	Escape - From Misdemeanor Jail Sentence	2	13	5	5	2	1	
	ATTEMPTS							
750.1952	Escape - From Felony Jail Sentence	4	29	16	8	4	1	
	ATTEMPTS		5		5			
750.1971	Escape - Awaiting Trial for Misdemeanor	2	4	1	1	2		
	ATTEMPTS							
750.1972	Escape - Awaiting Trial for Felony	4	28	18	6	3	1	
	ATTEMPTS		2	2				
750.197A	Escape - Lawful Custody	1	9		5	3	1	
	ATTEMPTS							
750.199	Harboring Escapees	MISD	1				1	
	ATTEMPTS							
750.199A	Bond - Abscond or Forfeit	4	99	35	36	21	6	1
	ATTEMPTS		15	1	5	5	3	1
750.215	False Personation of Public Officer	MISD	1				1	
	ATTEMPTS							
750.2153	Impersonate Peace Officer to Commit Crime	4	5	5				
	ATTEMPTS		1		1			
750.216	Law Enforcement Badges - Unlawful Possession	MISD	1				1	
	ATTEMPTS							
750.217	Obstruct Officer By Disguise	1	2		1	1		
	ATTEMPTS							
750.217D	False Personation - Health Professional	15	1		1			
	ATTEMPTS							
750.217F	Impersonate Firefighter/ Emergency Medical Personnel	2	1				1	
	ATTEMPTS							
750.218	False Pretenses w/Intent to Defraud	10	1		1			
	ATTEMPTS		1		1			
750.218-A	False Pretenses - \$100 or Less	1	2	1	1			
	ATTEMPTS							
750.218-B	False Pretenses - Over \$100	10	10	7	3			
	ATTEMPTS		1				1	
750.2183	False Pretenses - Less Than \$200	MISD	11		6		4	1
	ATTEMPTS		1		1			
750.2183A	False Pretenses - \$200 - <\$1K	1	56		10	14	31	1
	ATTEMPTS		1			1		
750.2184A	False Pretenses - \$1K - <\$20K	5	199	47	23	67	62	
	ATTEMPTS		46	5	7	18	15	1
750.2184B	False Pretenses - \$200 - <\$1K - 2nd+ Offense	5	3	2			1	
	ATTEMPTS		1			1		
750.2185A	False Pretenses - \$20K or More	10	63	22	4	17	20	
	ATTEMPTS		12	2	3	2	5	

NOTE: Be sure to check for related offense codes when examining a particular type of crime. They may or may not be in sequential order or even on the same page. Offenders may have multiple dispositions.

A2a 2006 Criminal Court Dispositions by Offense and Type of Disposition – Non-Assaultive Offenses

Page 11 of 20

				DISPOSITIONS					
Compiled Laws		Offense	Max. Penalty	Total	Prison ¹	Jail	Jail/ Probation ²	Probation ²	Other ³
GRAND TOTAL				42,854	10,129	9,077	12,024	11,071	553
%					24%	21%	28%	26%	1%
VIOLATIONS				37,608	9,680	7,885	10,556	9,018	469
ATTEMPTS				5,246	449	1,192	1,468	2,053	84
750.2185B	False Pretenses - \$1K - <\$20K - 3rd+ Offense		10 ATTEMPTS	2			2		
750.219	False Statements - Financial Condition		MISD ATTEMPTS	1		1			
750.219A2A	Telecommunications - Avoid Payment, \$200 or Less		MISD ATTEMPTS	1		1			
750.219A2C1	Telecommunications - Avoid Payment, \$1K - < \$20K		5 ATTEMPTS	1			1		
750.219E	Financial Institution - Unauthorized Credit Application		4 ATTEMPTS	12	2	2	3	5	
750.220	False Statement - Credit Application		MISD ATTEMPTS	3			2	1	
750.2241-A	Weapons - Dangerous Weapon, Misc.		5 ATTEMPTS	1				1	
750.2241-B	Weapons - Dangerous Weapon, Gas Ejecting Device		5 ATTEMPTS	78	7	19	20	30	2
750.224A	Weapons - Taser, Possession or Sale Taser		4 ATTEMPTS	21		4	4	12	1
750.224B	Weapons - Firearms, Short-Barrel Shotgun/Rifle		5 ATTEMPTS	3				3	
750.224F	Weapons - Firearms, Possession by Felon		5 ATTEMPTS	1				1	
750.226	Weapons - Dangerous Weapon, Carry w/Unlawful Intent		5 ATTEMPTS	41	10	5	6	19	1
750.226A	Weapons - Switchblade, Possession or Sale		1 ATTEMPTS	14		3	2	8	1
750.227	Weapons - Carry Concealed		5 ATTEMPTS	55	18	7	12	18	
750.227A	Weapons - Firearms - Unlawful Possession by Security Guard		4 ATTEMPTS	6		1	3	2	
750.227B	Weapons - Felony Firearm		10 ATTEMPTS	835	511	87	95	136	6
750.227B-A	Weapons - Felony Firearm		2 ATTEMPTS	32	5	9	11	7	
750.227B-B	Weapons - Felony Firearm - 2nd Offense		5 ATTEMPTS	89	46	10	22	10	1
750.227B-C	Weapons - Felony Firearm - 3rd Offense		10 ATTEMPTS	6	1	2	3		
750.227C	Weapons - Firearms, Possess Loaded in Vehicle		2 ATTEMPTS	26		13	5	4	4
750.227D	Weapons - Firearms, Improper Possession in Vehicle		MISD ATTEMPTS	2		2			
750.227F	Body Armor - Wear During Violent Crime		4 ATTEMPTS	1,367	293	270	297	483	24
750.227G9A	Weapons - Body Armor - Possess/Use by Violent Felon		4 ATTEMPTS	921	19	140	215	523	24
750.227G9B	Weapons - Body Armor - Possess/Use w/o Written Permission in Possession		MISD ATTEMPTS	1					

NOTE: Be sure to check for related offense codes when examining a particular type of crime. They may or may not be in sequential order or even on the same page. Offenders may have multiple dispositions.

A2a 2006 Criminal Court Dispositions by Offense and Type of Disposition — Non-Assaultive Offenses

Page 12 of 20

			DISPOSITIONS					
Compiled Laws	Offense	Max. Penalty	Total	Prison ¹	Jail	Jail/ Probation ²	Probation ²	Other ³
GRAND TOTAL			42,854	10,129	9,077	12,024	11,071	553
%				24%	21%	28%	26%	1%
VIOLATIONS			37,608	9,680	7,885	10,556	9,018	469
ATTEMPTS			5,246	449	1,192	1,468	2,053	84
750.228	Weapons - Firearms, Safety Inspection Violation [Repealed]	MISD ATTEMPTS	47		8	5	32	2
750.230	Weapons - Firearms, Alter ID Marks	2 ATTEMPTS	6	2	3	1		
750.232	Weapons - PawnBroker Accepting Pistols	MISD ATTEMPTS	2			2		
750.232A	Weapons - Firearms, False Application	4 ATTEMPTS	2		2			
750.234D	Weapons - Firearms, Possess on Restricted Premises	MISD ATTEMPTS	2		1		1	
750.234E	Weapons - Firearms - Brandishing in Public	MISD ATTEMPTS	17		4	2	11	
750.237A1	Weapon - Free School Zones, General Felony Violations	5 ATTEMPTS	20		5	9	5	1
750.237A2	Weapon - Free School Zones, General Misdemeanor	MISD ATTEMPTS	6		3		2	1
750.243	Fireworks - Sale, Possession, Transport	MISD ATTEMPTS	1					1
750.248	Forgery	14 ATTEMPTS	318	84	52	111	69	2
750.248A	Financial Transaction Device - Utter & Publish	4 ATTEMPTS	29	6	4	13	6	
750.249	Utter & Publish	14 ATTEMPTS	5	2		1	2	
750.249A	Financial Transaction Device - Forgery	4 ATTEMPTS	1			1		
750.250	Forge State Warrant	7 ATTEMPTS	3		1	1	1	
750.251	Forge Bank Bills/Promissory Notes	7 ATTEMPTS	4	1	1	2		
750.252	Utter & Publish - Possess Counterfeit Note w/Intent	7 ATTEMPTS	1	1	1	2		
750.253	Utter & Publish - Counterfeit Bills/Notes	5 ATTEMPTS	38	2	11	12	13	
750.254	Utter & Publish - Possess Counterfeit Bank/State/Bills	5 ATTEMPTS	11	1	4	2	3	1
750.255	Counterfeiting - Possess Tools	10 ATTEMPTS	14	3	6	3	2	
750.260	Counterfeiting - Possess 5 or more	LIFE ATTEMPTS	2	2				
750.261	Counterfeiting - Possess Less than 5	10 ATTEMPTS	1	1				
750.261	Counterfeiting - Possess Less than 5	10 ATTEMPTS	14	3	2	4	5	
750.2632	Counterfeiting - Deliver/Possess w/ False ID Mark	1 ATTEMPTS	3		2	1		
750.2633	Counterfeiting - Deliver/Possess w/ False ID Mark - Felony	5 ATTEMPTS	1				1	
750.273	Fraud - Obtain Signature to Financial Document	10 ATTEMPTS	4	1		2	1	
			1				1	

NOTE: Be sure to check for related offense codes when examining a particular type of crime. They may or may not be in sequential order or even on the same page. Offenders may have multiple dispositions.

A2a 2006 Criminal Court Dispositions by Offense and Type of Disposition – Non-Assaultive Offenses

Page 13 of 20

			DISPOSITIONS					
Compiled Laws	Offense	Max. Penalty	Total	Prison ¹	Jail	Jail/ Probation ²	Probation ²	Other ³
GRAND TOTAL			42,854	10,129	9,077	12,024	11,071	553
%				24%	21%	28%	26%	1%
VIOLATIONS			37,608	9,680	7,885	10,556	9,018	469
ATTEMPTS			5,246	449	1,192	1,468	2,053	84
750.280	Fraud - Common Law	10	3	1		1	1	
		ATTEMPTS						
750.281E	Taxes - State Employee Compromising Taxes	5	1				1	
		ATTEMPTS						
750.282-B	Public Utility - Fraudulent Use, Over \$500	4	4		1		1	2
		ATTEMPTS						
750.282B	Public Utility - Fraudulent Use, Over \$500	4	10		1	4	5	
		ATTEMPTS	1		1			
750.285	Obtain Personal Identity Info w/o Permission	5	67	16	12	11	27	1
		ATTEMPTS	9		3	2	4	
750.292	Innkeeper - Defrauding	4	4		3		1	
		ATTEMPTS						
750.300A1C	Food Stamps - Fraud Over \$1K	10	5				5	
		ATTEMPTS						
750.301	Gambling - Take Bets	1	2				2	
		ATTEMPTS						
750.303-A	Gambling House - Maintain for Gain	2	1				1	
		ATTEMPTS						
750.356	Larceny	10	5		4	1		
		ATTEMPTS	1	1				
750.3562A	Larceny - \$20K or More	10	18	4	4	7	3	
		ATTEMPTS	8	1	2	1	4	
750.3563A	Larceny - \$1K - <\$20K	5	320	90	39	108	82	1
		ATTEMPTS	51	3	11	22	15	
750.3563B	Larceny - \$200 - <\$1K - 2nd+ Offense	5	2		1	1		
		ATTEMPTS						
750.3564A	Larceny - \$200 - < \$1K	1	143		50	35	46	12
		ATTEMPTS	4		2	2		
750.3565	Larceny - Less Than \$200	MISD	84	1	44	11	26	2
		ATTEMPTS	1		1			
750.356A	Larceny - From Motor Vehicle	10	16		7	4	4	1
		ATTEMPTS	6		4	1	1	
750.356A-B	Breaking & Entering - Vehicle Steal Prop. Over \$5	5	4		4			
		ATTEMPTS						
750.356A1	Larceny - From Motor Vehicle	5	667	107	151	213	195	1
		ATTEMPTS	102	8	40	17	37	
750.356A2A	Breaking & Entering - Vehicle/Semi-Trailer/House Trailer, <\$200	MISD	38		23	2	12	1
		ATTEMPTS						
750.356A2B1	Breaking & Entering - Vehicle/Semi-Trailer/House Trailer, \$200 - <\$1K	1	21		9	4	7	1
		ATTEMPTS						
750.356A2C1	Breaking & Entering - Vehicle/Semi-Trailer/House Trailer, \$1K - <\$20K	5	52	16	10	11	15	
		ATTEMPTS	7		3	1	3	
750.356A2C2	Breaking & Entering - Vehicle/Semi-Trailer/House Trailer, \$200-<\$1K - 2nd+Ofns	5	1			1		
		ATTEMPTS						
750.356A2D1	Breaking & Entering - Vehicle/Semi-Trailer/House Trailer, \$20K or More	10	3	3				
		ATTEMPTS						
750.356A3	Breaking & Entering - Vehicle Semi-Trailer/House Trailer, w/ Damage	5	383	87	71	111	113	1
		ATTEMPTS	59	6	19	15	18	1

NOTE: Be sure to check for related offense codes when examining a particular type of crime. They may or may not be in sequential order or even on the same page. Offenders may have multiple dispositions.

A2a 2006 Criminal Court Dispositions by Offense and Type of Disposition – Non-Assaultive Offenses

Page 14 of 20

			DISPOSITIONS					
Compiled Laws	Offense	Max. Penalty	Total	Prison ¹	Jail	Jail/ Probation ²	Probation ²	Other ³
GRAND TOTAL			42,854	10,129	9,077	12,024	11,071	553
		%		24%	21%	28%	26%	1%
VIOLATIONS			37,608	9,680	7,885	10,556	9,018	469
ATTEMPTS			5,246	449	1,192	1,468	2,053	84
750.356AB	Larceny From Motor Vehicle, Over \$5	5 ATTEMPTS	1		1			
750.356AC	Breaking & Entering - Vehicle w/ Damage	5 ATTEMPTS	1				1	
750.356B	Breaking & Entering - Coin Telephone	4 ATTEMPTS	11	5	4	2		
750.356C	Retail Fraud - 1st Degree	5 ATTEMPTS	3			3		
750.356D	Retail Fraud - 2nd Degree	1 ATTEMPTS	948	295	247	239	165	2
750.356D4	Retail Fraud - 3rd Degree	MISD ATTEMPTS	58	2	17	22	17	
750.357	Larceny from Person	10 ATTEMPTS	122		72	28	17	5
750.357A	Larceny of Livestock	4 ATTEMPTS	1		1			
750.357B	Weapons - Firearms - Larceny	5 ATTEMPTS	77		48	16	12	1
750.359	Larceny - From Vacant Building	MISD ATTEMPTS	2		1	1		
750.360	Larceny in Building	4 ATTEMPTS	495	181	77	128	107	2
750.360A2A	Theft Detection Device - Deactivate/Remove	MISD ATTEMPTS	79	11	16	32	19	1
750.360A2B	Theft Detection Device - Deactivate/Remove - 2nd Offense	4 ATTEMPTS	3		3			
750.362	Larceny By Conversion	10 ATTEMPTS	110	61	15	20	10	4
750.362-A	Larceny By Conversion Over \$100 (obsolete)	5 ATTEMPTS	10		3	3	4	
750.3622A	Larceny by Conversion, \$20K or More	10 ATTEMPTS	4		2		2	
750.3623A	Larceny By Conversion, \$1K - <\$20K	5 ATTEMPTS	1,808	338	459	584	420	7
750.3624A	Larceny - By False Personation, \$200 - <\$1K	MISD ATTEMPTS	469	21	123	178	143	4
750.3625	Larceny - By Conversion, Less than \$200	MISD ATTEMPTS	5		2	1	2	
750.362A	Fail to Return Rented Property Over \$100 (obsolete)	10 ATTEMPTS	1					
750.362A2A	Fail to Return Rented Property, \$20K or More	10 ATTEMPTS	1		1		1	
750.362A3A	Fail to Return Rented Property, \$1K - <\$20K	5 ATTEMPTS	22	2	1	8	11	
750.362A4A	Failure to Return Rented Property - 1 Year Misd.	MISD ATTEMPTS	3			1	2	
750.3632A	Larceny by False Personation, \$20K or More	10 ATTEMPTS	1		1			
			96	24	14	30	27	1
			13	3	3	3	3	1
			18		8	3	6	1
			4		1	3		
			8	1	1	4	2	
			4			1	3	
			33	4	4	12	12	1
			4		1	2	1	
			4			2	2	
			2	2				

NOTE: Be sure to check for related offense codes when examining a particular type of crime. They may or may not be in sequential order or even on the same page. Offenders may have multiple dispositions.

A2a 2006 Criminal Court Dispositions by Offense and Type of Disposition — Non-Assaultive Offenses

Page 15 of 20

			DISPOSITIONS					
Compiled Laws	Offense	Max. Penalty	Total	Prison ¹	Jail	Jail/ Probation ²	Probation ²	Other ³
GRAND TOTAL			42,854	10,129	9,077	12,024	11,071	553
%				24%	21%	28%	26%	1%
VIOLATIONS			37,608	9,680	7,885	10,556	9,018	469
ATTEMPTS			5,246	449	1,192	1,468	2,053	84
750.3633A	Larceny by False Personation, \$1K - <\$20K	5 ATTEMPTS	5	1	2		2	
750.3634A	Larceny- By False Personation, \$200 - <\$1K	MISD ATTEMPTS	4		2		1	1
750.377	Mal. Destr. of Animal of Another	4 ATTEMPTS	1		1			
750.377A	Malicious Destruction Pers. Prop.	10 ATTEMPTS	1		1			
750.377A1A1	Malicious Destruction Pers. Prop., \$20K Or More	10 ATTEMPTS	2				2	
750.377A1B1	Malicious Destruction Pers. Prop., \$1K - <\$20K	5 ATTEMPTS	294	47	32	85	128	2
750.377A1B2	Malicious Destruction Pers. Prop., \$200 - <\$1K - 2nd+ Offense	5 ATTEMPTS	40	1	7	12	19	1
750.377A1C1	Malicious Destruction Pers. Prop., \$200 - <\$1K	1 ATTEMPTS	5	2	2		1	
750.377A1C2	Malicious Destruction Pers. Prop., Under \$200 - 2nd Offense	MISD ATTEMPTS	1				1	
750.377A1D	Malicious Destruction Pers. Prop., Under \$200	MISD ATTEMPTS	77		40	13	23	1
750.377AA	Malicious Destruction Pers. Prop.	4 ATTEMPTS	1			1		
750.377AB	Malicious Destruction Pers. Prop.	MISD ATTEMPTS	2		2			
750.379	Malicious Destruction of Prop., Bridges/Railroads/Locks	4 ATTEMPTS	3				1	2
750.380	Mal. Destr. Bldg.	10 ATTEMPTS	1		1			
750.380-B	Malicious Destruction of Bldg., \$100 or Less	4 ATTEMPTS	1		1			
750.3802A	Malicious Destruction of Bldg., \$20K or More	10 ATTEMPTS	7	3			4	
750.3803A	Malicious Destruction of Bldg., \$1K - <\$20K	5 ATTEMPTS	90	20	12	28	29	1
750.3804A	Malicious Destruction of Bldg., \$200 - <\$1K	1 ATTEMPTS	14		2	7	5	
750.3805	Malicious Destruction of Bldg., <\$200	MISD ATTEMPTS	41		17	11	13	
750.380A	Malicious Destruction of Bldg., Over \$100 (Obsolete)	4 ATTEMPTS	4		1	2	1	
750.381	Malicious Destruction of Bldg., Gates/Fences	MISD ATTEMPTS	42	1	20	7	14	
750.3821A	Malicious Destruction of Property - Trees, Shrubs, Crops, Grass, Soil	MISD ATTEMPTS	2		1		1	
750.3821B1	Mal. Destr. Trees/Shrubs/etc. \$200 - < \$1K	1 ATTEMPTS	6		4	2		
750.3821C1	Mal. Destr. Trees/Shrubs/etc. \$1K - <\$20K	5 ATTEMPTS	4		4			
			5		2	2	1	
			6	2		3	1	

NOTE: Be sure to check for related offense codes when examining a particular type of crime. They may or may not be in sequential order or even on the same page. Offenders may have multiple dispositions.

A2a 2006 Criminal Court Dispositions by Offense and Type of Disposition — Non-Assaultive Offenses

Page 16 of 20

			DISPOSITIONS					
Compiled Laws	Offense	Max. Penalty	Total	Prison ¹	Jail	Jail/ Probation ²	Probation ²	Other ³
GRAND TOTAL			42,854	10,129	9,077	12,024	11,071	553
%				24%	21%	28%	26%	1%
VIOLATIONS			37,608	9,680	7,885	10,556	9,018	469
ATTEMPTS			5,246	449	1,192	1,468	2,053	84
750.3821D1	Mal. Destr. Trees/Shrubs/etc. \$20K or More	10 ATTEMPTS	1				1	
750.383A	Malicious Destruction of Prop., Utility Prop.	4 ATTEMPTS	6	1	2	2	1	
750.3875A	Malicious Destruction of Tombs/ Memorials, \$1K - <\$20K	5 ATTEMPTS	6		1	2	3	
750.411A	False Report of Crime	10 ATTEMPTS	8	2	1	3	2	
750.411A1A	False Report of Misdemeanor	MISD ATTEMPTS	2		1		1	
750.411A1B	False Report of Felony	4 ATTEMPTS	29		6	6	12	5
750.411A2	False Bomb Threat	4 ATTEMPTS	218	16	50	53	96	3
750.411A3A	False Report/Threat of Bomb/ Harmful Device	4 ATTEMPTS	67	1	19	16	26	5
750.411L	Money Laundering - 4th Degree	2 ATTEMPTS	1		1			
750.411N	Money Laundering - 2nd Degree	10 ATTEMPTS	1	1				
750.413	Motor Vehicle - Unlawful Drive Away	5 ATTEMPTS	995	317	192	270	208	8
750.414	Motor Vehicle - Unlawful Use	2 ATTEMPTS	213	43	62	47	61	
750.4151	Motor Vehicles - Conceal/Misrep. Identity w/out Intent to Mislead	4 ATTEMPTS	578	74	190	163	149	2
750.4152	Motor Vehicle - Conceal/Misrep. Identity to Mislead	4 ATTEMPTS	19		10	3	5	1
750.4155	Motor Vehicle - Possess/Deliver - ID Plates or Labels	4 ATTEMPTS	2			2		
750.4156	Motor Vehicle - Buy/Receive Part w/ ID Removed/Altered	10 ATTEMPTS	18	4	2	3	8	1
750.416	Motor Vehicle - Tampering	MISD ATTEMPTS	5		2	1	2	
750.422-A	Perjury - Court Proceeding, Capital Crime	LIFE ATTEMPTS	3	1				
750.422-B	Perjury - Court Proceeding	15 ATTEMPTS	4	3	1			
750.423	Perjury - Other Than Court Proceeding	15 ATTEMPTS	16	9		4	3	
750.425-A	Perjury - Incite/Procure, Other Than Court Proceeding	5 ATTEMPTS	5	1	2	1	1	
750.425-B	Perjury - Incite/Procure, Court Proceeding	5 ATTEMPTS	6	1	1	1	3	
750.439	Polygamy	4 ATTEMPTS	1			1		
750.448	Prostitution - Accost and Solicit	MISD ATTEMPTS	1	1				
			5	1	2	1	1	
			14	1	9	3	1	

NOTE: Be sure to check for related offense codes when examining a particular type of crime. They may or may not be in sequential order or even on the same page. Offenders may have multiple dispositions.

A2a 2006 Criminal Court Dispositions by Offense and Type of Disposition – Non-Assaultive Offenses

Page 17 of 20

			DISPOSITIONS					
Compiled Laws	Offense	Max. Penalty	Total	Prison ¹	Jail	Jail/ Probation ²	Probation ²	Other ³
GRAND TOTAL			42,854	10,129	9,077	12,024	11,071	553
%				24%	21%	28%	26%	1%
VIOLATIONS			37,608	9,680	7,885	10,556	9,018	469
ATTEMPTS			5,246	449	1,192	1,468	2,053	84
750.449A	Prostitution - Engaging Services of	MISD	3				3	
750.451-B	Prostitution - 3rd Offense	2	3		3			
750.451-D	Prostitution - 3rd+ Offense	2	88	9	48	14	17	
750.452	Prostitution - Keeping House of	5	4				3	1
750.457	Prostitution - Accept Earnings	20	5	2	2		1	
750.478A2	Public Officer - Attempt to Obstruct Official Duties	2	1		1			
750.483A2A	Interfering w/ Crime Report	MISD	16		4	3	9	
750.483A4A	Interfering w/ Police Investigation	MISD	1			1		
750.483A6A	Tamper w/ Evidence	4	6		2	3	1	
750.483A6B	Tamper w/ Evidence - Criminal Case	10	4		1	2	1	
750.49-A	Animals - Fighting	4	2	2				
750.49-B	Animals - Attend Fight	4	1				1	
750.49-C	Animals - Fighting, Possess Equipment	4	7	2		5		
750.490	Public Money - Safe Keeping	2	1		1			
750.492A1A	Medical Records - False Info on Chart by Health Care Provider	4	1				1	
750.50	Animals - Abandoning/Cruelty	2	1			1		
750.50-A	Animals - Abandon/Cruelty, 2nd Offense	2	7		2		5	
750.502D	Anhydrous Ammonia Container, Unauthorized Tampering	4	2				2	
750.505	Common Law Offenses	5	15	7	4	3	1	
750.505-A	Obstruction of Justice	5	6		4	1	1	
750.505-B	Accessory After the Fact to Felony	5	13			13		
750.505-C	Common Law Offenses	5	23	7	7	6	3	
750.508	Police Radio Receivers/Scanners, Possess	MISD	5	1	3		1	
750.50B	Animals - Kill/Torture	4	108	25	20	38	25	
		ATTEMPTS	18	1	3	8	6	
		ATTEMPTS	13	3	3	5	2	
		ATTEMPTS	5		2	2	1	
		ATTEMPTS	20	2	3	10	5	
		ATTEMPTS	10	1		8	1	

NOTE: Be sure to check for related offense codes when examining a particular type of crime. They may or may not be in sequential order or even on the same page. Offenders may have multiple dispositions.

A2a 2006 Criminal Court Dispositions by Offense and Type of Disposition – Non-Assaultive Offenses

Page 18 of 20

			DISPOSITIONS					
Compiled Laws	Offense	Max. Penalty	Total	Prison ¹	Jail	Jail/ Probation ²	Probation ²	Other ³
GRAND TOTAL			42,854	10,129	9,077	12,024	11,071	553
%				24%	21%	28%	26%	1%
VIOLATIONS			37,608	9,680	7,885	10,556	9,018	469
ATTEMPTS			5,246	449	1,192	1,468	2,053	84
750.535	Stolen Prop. - Receive & Conceal (Obsolete)	10 ATTEMPTS	1		1			
750.535-A	Stolen Prop. - Receive & Conceal, >\$100 (Obsolete)	5 ATTEMPTS	4	4				
750.5352A	Stolen Prop. - Receive & Conceal, \$20K or More	10 ATTEMPTS	2		1		1	
750.5352B	Stolen Prop. - Receive & Conceal, \$1K - <\$20K - 3rd+ Offense	10 ATTEMPTS	87	18	22	34	13	
750.5353A	Stolen Prop. - Receive & Conceal, \$1K - <\$20K	5 ATTEMPTS	17	3	4	3	7	
750.5353B	Stolen Prop. - Receive & Conceal, \$200 - <\$1K - 2nd+ Offense	5 ATTEMPTS	1	1				
750.5354A	Stolen Prop. - Receive & Conceal, \$200 - <\$1K	1 ATTEMPTS	533	153	121	132	127	
750.5355	Stolen Prop. - Receive & Conceal, Under \$200	MISD ATTEMPTS	96	9	34	17	35	1
750.5357	Stolen Prop. - Receive & Conceal, Motor Vehicle	5 ATTEMPTS	9	3	2	2	2	
750.535A	Motor Vehicles - Operate Chop Shop	10 ATTEMPTS	3	2	1			
750.535A2	Motor Vehicles - Operate Chop Shop	10 ATTEMPTS	105	2	51	20	29	3
750.535B	Weapons - Firearms, Receive & Conceal	10 ATTEMPTS	2		1		1	
750.539B	Eavesdropping - Trespassing for	MISD ATTEMPTS	42	1	18	7	15	1
750.539C	Eavesdropping	2 ATTEMPTS	1,248	285	177	386	399	1
750.539D	Eavesdropping - Install/Use	2 ATTEMPTS	205	11	67	41	86	
750.540	Telephone - Tap/Cut Lines	2 ATTEMPTS	9	2	4	2	1	
750.5405A	Interfere w/Electronic Communications	2 ATTEMPTS	16	3	5	4	4	
750.540C1	Telephone - Counterfeit Device Avoid Payment	4 ATTEMPTS	2			2		
750.540C2A	Telephone - Counterfeit Device Avoid Payment	4 ATTEMPTS	130	45	18	37	28	2
750.540C4	Telecommunications - Access Device Violations	4 ATTEMPTS	15	2	4	8	1	
750.540E	Telecommunications - Malicious Use	MISD ATTEMPTS	2			1	1	
750.543M	Terrorism - False Report or Threat	20 ATTEMPTS	3				3	
750.552	Trespass	MISD ATTEMPTS	14	3	1	5	5	
750.552B	Trespass - State Correctional Facility	4 ATTEMPTS	2	1				

NOTE: Be sure to check for related offense codes when examining a particular type of crime. They may or may not be in sequential order or even on the same page. Offenders may have multiple dispositions.

A2a 2006 Criminal Court Dispositions by Offense and Type of Disposition — Non-Assaultive Offenses

Page 19 of 20

			DISPOSITIONS					
Compiled Laws	Offense	Max. Penalty	Total	Prison ¹	Jail	Jail/ Probation ²	Probation ²	Other ³
GRAND TOTAL			42,854	10,129	9,077	12,024	11,071	553
%				24%	21%	28%	26%	1%
VIOLATIONS			37,608	9,680	7,885	10,556	9,018	469
ATTEMPTS			5,246	449	1,192	1,468	2,053	84
750.57	Animals - Burial	MISD	1		1			
		ATTEMPTS						
750.92	Attempt Commit Crime	10	1				1	
		ATTEMPTS						
750540E1A	Telecommunications - Malicious Use, Threaten Harm of Person/Property	MISD	2		1	1		
		ATTEMPTS						
752.10031	Health Care Fraud - False Claim	4	17			8	9	
		ATTEMPTS	1				1	
752.10033	Health Care Fraud - False Statement	4	1		1			
		ATTEMPTS						
752.1005	Health Care Fraud - Conspiracy	10	1			1		
		ATTEMPTS	1				1	
752.10541	Copying Audio/Video Recordings for Gain - Misdemeanor	MISD	2		1	1		
		ATTEMPTS						
752.10542	Copy Audio/Video for Gain - Felony	5	42	2	1	14	25	
		ATTEMPTS	23		2	6	14	1
752.3651	Obscenity	MISD	1					
		ATTEMPTS			1			
752.7971A	Computers - Fraudulent Access, Under \$200	MISD	1				1	
		ATTEMPTS						
752.7971C1	Computers - Fraudulent Access, \$1K - <\$20K	5	3			1	2	
		ATTEMPTS						
752.7971D1	Computers - Fraudulent Access, \$20K or More	10	1			1		
		ATTEMPTS						
752.7972A	Computers - Unauthorized Access	5	8	2		1	5	
		ATTEMPTS						
752.7973A	Computers - Use to Commit Crime Max 1 Yr or Less	1	2		1	1		
		ATTEMPTS						
752.7973B	Computers - Use to Commit Crime Max >1 Yrs - <2 Yrs	2	2			2		
		ATTEMPTS						
752.7973C	Computers - Use to Commit Crime Max 2 yrs - <4 yrs	4	18	1	2	7	8	
		ATTEMPTS						
752.7973D	Computers - Use to Commit Crime Max 4 yrs - <10 yrs	7	118	35	4	42	37	
		ATTEMPTS						
752.7973E	Computers - Use to Commit Crime Max 10 yrs - <20 yrs	10	18	5		10	3	
		ATTEMPTS	1			1		
752.7973F	Computers - Use to Commit Crime Max 20 yrs or More	20	6	5	1			
		ATTEMPTS						
752.811	Breaking & Entering - Coin Operated Device	3	1				1	
		ATTEMPTS	1		1			
752.811A	Breaking & Entering - Coin Operated Device	3	94	34	21	21	17	1
		ATTEMPTS	6		3		3	
752.811B	Breaking & Entering - Possess Tool to Open Coin-Operated Device	3	7	1	1	4	1	
		ATTEMPTS	1			1		
767A.91A	Prosecutor's Investigative Perjury	15	6			6		
		ATTEMPTS						
769.10	Habitual Offender - 2nd Offense	LIFE	4		4			
		ATTEMPTS						

NOTE: Be sure to check for related offense codes when examining a particular type of crime. They may or may not be in sequential order or even on the same page. Offenders may have multiple dispositions.

A2a 2006 Criminal Court Dispositions by Offense and Type of Disposition — Non-Assaultive Offenses

Page 20 of 20

			DISPOSITIONS					
			Total	Prison ¹	Jail	Jail/ Probation ²	Probation ²	Other ³
GRAND TOTAL			42,854	10,129	9,077	12,024	11,071	553
%				24%	21%	28%	26%	1%
VIOLATIONS			37,608	9,680	7,885	10,556	9,018	469
ATTEMPTS			5,246	449	1,192	1,468	2,053	84
Compiled Laws	Offense	Max. Penalty						
769.11	Habitual Offender - 3rd Offense	LIFE ATTEMPTS	4		3	1		
769.12	Habitual Offender - 4th Offense	LIFE ATTEMPTS	4	3				1
800.2811	Prisons - Furnish Contraband to Prisoner in Prison	5 ATTEMPTS	3			1	2	
800.2813	Prisons - Bring Contraband Into Prison	5 ATTEMPTS	4	1	1	1	1	
800.2814	Prisons - Prisoner Possessing Contraband	5 ATTEMPTS	16	11	2	1	2	
800.2834	Prisons - Prisoner Possessing Weapon	5 ATTEMPTS	2			2		
801.2622	Jails - Prisoner Possessing Weapon	5 ATTEMPTS	33	28	1	2	2	
801.2631	Jails - Furnish Contraband to Prisoner	5 ATTEMPTS	2	1		1		
801.2632	Jails - Prisoner Possessing Contraband	5 ATTEMPTS	68	68				
			8	8				
			3	2		1		
			2	1		1		
			15	5	5	4	1	
			2		1	1		
			42	8	12	7	15	
			4			2	2	

NOTE: Be sure to check for related offense codes when examining a particular type of crime. They may or may not be in sequential order or even on the same page. Offenders may have multiple dispositions.

¹ Includes HYTA Prison

² Includes Delayed and Suspended Sentences, HYTA Probation, and SAI Probation

³ Includes Restitution, Fines, Costs, Community Service and DHS sentences

SOURCE: OMNI BIR Extract

A2b 2006 Criminal Court Dispositions by Offense and Type of Disposition – Drug Offenses

Page 1 of 4

			DISPOSITIONS					
Compiled Laws	Offense	Max. Penalty	Total	Prison ¹	Jail	Jail/ Probation ²	Probation ²	Other ³
GRAND TOTAL			21,370	2,977	5,126	5,912	7,172	183
%				14%	24%	28%	33%	1%
VIOLATIONS ATTEMPTS			19,120	2,857	4,597	5,378	6,116	172
			2,250	120	529	534	1,056	11
333.17766	Contr. Sub. - Drugs, Obtain by False Rx	MISD ATTEMPTS	4		3	1		
333.17766A2-A	Contr. Sub. - Steroids, Possess - 2nd Offense	4 ATTEMPTS	2				2	
333.17766B	Contr. Sub. - Drugs, Obtain by False Representation	MISD ATTEMPTS	1		1			
333.17766C	Contr. Sub. - Drugs, Falsely Make/Utter/Publish/Pass/Alter/Forge Rx	2 ATTEMPTS	1				1	
333.17766C1	Contr. Sub. - Ephedrine/Pseudoephedrine Posses >12 grams	2 ATTEMPTS	21	2	4	5	10	
			2			1	1	
333.17766D	Contr. Sub. - Drugs, Knowingly Posses False/Forged/Altered Rx	MISD ATTEMPTS	3				3	
333.17766E	Contr. Sub. - Drugs, Knowingly Attempts to Possess False/Forged/Altered Rx	MISD ATTEMPTS	3		1	1	1	
			1			1		
333.17766F	Contr. Sub. - Drugs, Possess/Control Rx for Purpose of Resale/Dispensory	MISD ATTEMPTS	1		1			
333.73022	Controlled Substances - Drugs, Label Alteration/Defacement	MISD ATTEMPTS	1				1	
333.73413	Contr. Sub. - Imitation Mfg/Distribution	2 ATTEMPTS	107	19	41	16	31	
			4		2	2		
333.7401	Contr. Sub. - Delivery/Manufacture	LIFE ATTEMPTS	2	1	1			
333.74012A	Contr. Sub. - Del/Mfg (Narcotic or Cocaine)	LIFE ATTEMPTS	12	2	9	1		
			1		1			
333.74012A1	Contr. Sub. - Del/Mfg 1,000+ Grams (Narc. or Cocaine)	LIFE ATTEMPTS	22	17			5	
333.74012A2	Contr. Sub. - Del/Mfg 450 - 999 Grams (Narc. or Cocaine)	30 ATTEMPTS	25	24			1	
333.74012A3	Contr. Sub. - Del/Mfg 50 - 449 Grams (Narc. or Cocaine)	20 ATTEMPTS	185	154	3	21	7	
			7	2	1	1	3	
333.74012A4	Contr. Sub. - Del/Mfg Under 50 Grams (Narc. or Cocaine)	20 ATTEMPTS	3,233	971	618	919	718	7
			856	76	195	210	373	2
333.74012B	Contr. Sub. - Del/Mfg (Sched. 1-3), Meth/Ecstasy	20 ATTEMPTS	1				1	
333.74012B-A	Contr. Sub. - Del/Mfg (Sched. 1-3), Except Marijuana	7 ATTEMPTS	250	40	36	89	84	1
			12		3	2	6	1
333.74012B-B	Contr. Sub. - Del/Mfg (Subs added Sched. 1-3 by Rule)	7 ATTEMPTS	9	5		3	1	
333.74012B1	Contr. Sub. - Del/Mfg Meth/Ecstasy	20 ATTEMPTS	223	123	5	46	49	
			16	4	1	4	7	
333.74012C-A	Contr. Sub. - Del/Mfg (Sched. 4)	4 ATTEMPTS	40	10	6	13	10	1
			4		1	1	2	
333.74012C-B	Contr. Sub. - Del/Mfg (Added to Sched. 4 by Board Rule)	4 ATTEMPTS	2		1	1		
			2		2			
333.74012D	Contr. Sub. - Del/Mfg (Sched. 5)	2 ATTEMPTS	5		1	2	1	1
			3		1	1		1
333.74012D1	Contr. Sub. - Del/Mfg 45 or More Kilograms Marijuana	15 ATTEMPTS	38	19	9	5	5	

NOTE: Be sure to check for related offense codes when examining a particular type of crime. They may or may not be in sequential order or even on the same page. Offenders may have multiple dispositions.

A2b 2006 Criminal Court Dispositions by Offense and Type of Disposition — Drug Offenses

Page 2 of 4

Compiled Laws	Offense	Max. Penalty
	GRAND TOTAL	7
	%	
	VIOLATIONS	19,120
	ATTEMPTS	2,250
333.74012D2	Contr. Sub. - Del/Mfg 5 to <45 Kilograms Marijuana	ATTEMPTS
333.74012D3	Contr. Sub. - Del/Mfg Marijuana	ATTEMPTS
333.74012F	Prescription Forms - Del/Mfg/Intent	ATTEMPTS
333.7401B3A	Contr. Sub. - Del/Mfg GBL	ATTEMPTS
333.7401B3B	Contr. Sub. - Possess GBL	ATTEMPTS
333.7401C2A	Contr. Sub. - Operate/Maintain Lab	ATTEMPTS
333.7401C2B	Contr. Sub. - Operate/Maintain Lab Near Minor	ATTEMPTS
333.7401C2C	Contr. Sub. - Operate/Maintain Lab Involving Hazardous Waste	ATTEMPTS
333.7401C2D	Contr. Sub. - Operate/Maintain Lab Near Specified Places	ATTEMPTS
333.7401C2E	Contr. Sub. - Operate/Maintain Lab Involving Firearm	ATTEMPTS
333.7401C2F	Contr. Sub. - Operate/Maintain Lab Involving Meth	ATTEMPTS
333.74022A	Contr. Sub. - Create/Del./Intent Counterfeit (Narcotic)	ATTEMPTS
333.74022B	Contr. Sub. - Create/Del./Intent Counterfeit (Sched. 1-3)	ATTEMPTS
333.74022D	Contr. Sub. - Create/Del./Counterfeit Sub. (Sched. 5)	ATTEMPTS
333.74022E	Contr. Sub. - Create/Deliver Analogue	ATTEMPTS
333.7403	Contr. Sub. - Possess Marijuana	LIFE ATTEMPTS
333.74032A	Contr. Sub. - Possess	LIFE ATTEMPTS
333.74032A1	Contr. Sub. - Possess 1,000+ Grams (Narcotic)	LIFE ATTEMPTS
333.74032A2	Contr. Sub. - Possess 450 - 999 Grams (Narcotic)	ATTEMPTS
333.74032A3	Contr. Sub. - Possess 50 - 449 Grams (Narcotic)	ATTEMPTS
333.74032A4	Contr. Sub. - Possess 25 - 49 Grams (Narcotic)	ATTEMPTS
333.74032A5	Contr. Sub. - Possess <25 Grams (Narcotic)	ATTEMPTS
333.74032B	Contr. Sub. - Possess Analogues/Sched. 1-4	ATTEMPTS
333.74032B-A	Contr. Sub. - Possess Analogues/Sched. 1-4	ATTEMPTS

DISPOSITIONS					
Total	Prison ¹	Jail	Jail/ Probation ²	Probation ²	Other ³
21,370	2,977 14%	5,126 24%	5,912 28%	7,172 33%	183 1%
19,120	2,857	4,597	5,378	6,116	172
2,250	120	529	534	1,056	11
140	12	27	49	52	
9	1	1	3	4	
3,006	326	563	1,053	1,045	19
432	11	87	116	215	3
27	4	6	9	8	
2			1	1	
1				1	
2				2	
70	20	21	19	9	1
4		1	3		
4	4				
5	4		1		
9	5	2	2		
2	2				
161	84	8	22	46	1
11	4	2	4	1	
4				4	
2			1	1	
5	2	1	1	1	
1	1				
20	9	2	5	4	
1		1			
2				2	
1	1	1			
3	3				
22	20		1	1	
58	7	12	18	20	1
6		2	1	3	
6,461	635	1,865	1,689	2,223	49
666	8	179	123	354	2
9		2	1	6	
3		1		2	
845	47	173	263	354	8
28	1	9	6	12	

NOTE: Be sure to check for related offense codes when examining a particular type of crime. They may or may not be in sequential order or even on the same page. Offenders may have multiple dispositions.

A2b 2006 Criminal Court Dispositions by Offense and Type of Disposition – Drug Offenses

Page 3 of 4

			DISPOSITIONS					
Compiled Laws	Offense	Max. Penalty	Total	Prison ¹	Jail	Jail/ Probation ²	Probation ²	Other ³
GRAND TOTAL			21,370	2,977	5,126	5,912	7,172	183
%				14%	24%	28%	33%	1%
VIOLATIONS			19,120	2,857	4,597	5,378	6,116	172
ATTEMPTS			2,250	120	529	534	1,056	11
333.74032B-B	Contr. Sub. - Possess Analogues/Sched. 1-4	2 ATTEMPTS	43	4	11	11	16	1
333.74032B1	Contr. Sub. - Possess Methamphetamine	10 ATTEMPTS	589	81	101	181	224	2
333.74032C-A	Contr. Sub. - Possess Sched. 5	1 ATTEMPTS	53	7	5	21	20	
333.74032D	Contr. Sub. - Possess Marijuana	1 ATTEMPTS	20	2	7	4	6	1
333.74032F	Prescription Forms - Possession	1 MISD ATTEMPTS	1,846	62	688	492	560	44
333.74042	Controlled Substance - Possession	1 MISD ATTEMPTS	12		2	3	7	
333.74042A	Contr. Sub. - Use (Narcotic/Cocaine/Meth/Ecstasy)	1 ATTEMPTS	4			2	2	
333.74042B	Contr. Sub. - Use	1 ATTEMPTS	3				3	
333.74042D	Contr. Sub. - Use of Marijuana	1 MISD ATTEMPTS	246	4	113	38	83	8
333.7405D	Contr. Sub. - Maintain Drug House	2 ATTEMPTS	158	1	25	30	101	1
333.7405E	Contr. Sub. - Maintain Drug House	2 ATTEMPTS	27		10	7	9	1
333.74071A	Contr. Sub. - Licensee Distribute w/o Order Form	4 ATTEMPTS	726	68	145	231	260	22
333.74071C	Contr. Sub. - Obtain by Fraud	4 ATTEMPTS	25	1	9	2	12	1
333.74071G	Contr. Sub. - Counterfeit Prescription Form	4 ATTEMPTS	3	1			2	
333.74072	Contr. Sub. - Fail to Keep Records	4 ATTEMPTS	1				1	
333.7407A-C	Contr. Sub. - Inducing Person to Violate - High Misdemeanor	4 ATTEMPTS	2		1		1	
333.7407A1-A	Contr. Sub. - Attempt Felony	4 LIFE ATTEMPTS	248	23	39	82	101	3
333.7407A1(B)	Controlled Substance - Fraud	4 ATTEMPTS	70	5	17	24	23	1
333.7407AA	Contr. Sub. - Inducing Person to Violate - Life Felony	4 VAR ATTEMPTS	12		3	6	3	
333.74101-A	Contr. Sub. - Deliver to Minor <50 Grams (Narcotic/Cocaine)	40 ATTEMPTS	5		2	2	1	
333.74101-B	Contr. Sub. - Deliver to Minor (Sched. 1-3, Except Marij./Coc.)	14 ATTEMPTS	4			2	2	
333.74101-D	Contr. Sub. - Delivery to Minor, Sched. 4 and Marijuana	8 ATTEMPTS	1		1			
333.74102	Contr. Sub. - Distribution w/o Remuneration (Marijuana)	60 ATTEMPTS	6	2	3		1	
333.74102-A	Contr. Sub. - Deliver <50 Grams, School Prop. (Narc/Cocaine)	60 ATTEMPTS	4		1	2	1	
			7	6			1	

NOTE: Be sure to check for related offense codes when examining a particular type of crime. They may or may not be in sequential order or even on the same page. Offenders may have multiple dispositions.

A2b 2006 Criminal Court Dispositions by Offense and Type of Disposition — Drug Offenses

Page 4 of 4

Compiled Laws	Offense	Max. Penalty
	GRAND TOTAL	
	%	
	VIOLATIONS	
	ATTEMPTS	
333.74103	Contr. Sub. - Intent Deliver <50 Grams, School Prop (Narc.)	40 ATTEMPTS
333.74104-A	Contr. Sub. - Possess on School/Library Prop. (Narc./Coc.) <25 Grams	8 ATTEMPTS
333.74104-B	Contr. Sub. - Possess on School/Library Property (Sched.1-4)	4 ATTEMPTS
333.74104-D	Contr. Sub. - Possess Marijuana, on School/Library Property	2 ATTEMPTS
333.7410A	Contr. Sub. - Deliver/Possess in Park	2 ATTEMPTS
333.74132	Contr. Sub. - 2nd+ Offense - Double Penalty	VAR ATTEMPTS
333.7416	Contr. Sub. - Induce Minor to Felony	LIFE ATTEMPTS
335.07	Marihuana, Possession	MISD ATTEMPTS
335.16	Narcotics, Unlawful Use	MISD ATTEMPTS

DISPOSITIONS					
Total	Prison ¹	Jail	Jail/ Probation ²	Probation ²	Other ³
21,370	2,977 14%	5,126 24%	5,912 28%	7,172 33%	183 1%
19,120	2,857	4,597	5,378	6,116	172
2,250	120	529	534	1,056	11
3	1		1	1	
1		1			
3		1	1	1	
1			1		
3			1	2	
31		5	14	12	
1		1			
36	14	10	5	7	
2	2				
5		1		4	
1		1			

NOTE: Be sure to check for related offense codes when examining a particular type of crime. They may or may not be in sequential order or even on the same page. Offenders may have multiple dispositions.

¹ Includes HYTA Prison

² Includes Delayed and Suspended Sentences, HYTA Probation, and SAI Probation

³ Includes Restitution, Fines, Costs, Community Service and DHS sentences

SOURCE: OMNI BIR Extract

A2c 2006 Criminal Court Dispositions by Offense and Type of Disposition — Assaultive Offenses

Page 1 of 10

			DISPOSITIONS					
Compiled Laws	Offense	Max. Penalty	Total	Prison ¹	Jail	Jail/ Probation ²	Probation ²	Other ³
GRAND TOTAL			20,830	8,365	3,489	5,015	3,823	138
%				40%	17%	24%	18%	1%
VIOLATIONS			18,966	8,065	3,030	4,382	3,373	116
ATTEMPTS			1,864	300	459	633	450	22
75.50C4	Police Animal/Search & Rescue Dog, Harassing	MISD ATTEMPTS	1		1			
257.602A	Police Officer - Flee (Vehicle Code)	15 ATTEMPTS	2 1	1	1 1			
257.602A2	Police Officer - Flee - 4th Degree (Vehicle Code)	2 ATTEMPTS	450 36	67	112 13	155 5	113 18	3
257.602A3	Police Officer - Flee - 3rd Degree (Vehicle Code)	4 ATTEMPTS	6 1	3			3 1	
257.602A3-A	Police Officer - Flee - 3rd Degree (Vehicle Code)	5 ATTEMPTS	924 41	293 6	173 11	231 13	224 11	3
257.602A4-A	Police Officer - Flee - 2nd Degree (Vehicle Code)	10 ATTEMPTS	59 1	36 1	7	10	6	
257.602A5	Police Officer - Flee - 1st Degree (Vehicle Code)	15 ATTEMPTS	3	3				
257.617	Fail to Stop at Accident - Serious Impairment/Death	5 ATTEMPTS	68 4	30 1	6 1	25 1	6 1	1
257.6173	Fail to Stop at Accident - At Fault Death Result	15 ATTEMPTS	8	7		1		
257.6254	Operating Vehicle Intoxicated, Causing Death	15 ATTEMPTS	69 4	50 3		14 1	5	
257.6254A	Operating Vehicle Intoxicated, Causing Death	15 ATTEMPTS	4	1		2	1	
257.6255-A	Operating Vehicle Intoxicated, Causing Serious Injury	5 ATTEMPTS	157 5	57	3 2	78 2	19 1	
257.626	Driving - Reckless	MISD ATTEMPTS	1					1
257.626C	Driving - Felonious	2 ATTEMPTS	34 3	8	7	10	9 3	
257.9044	Operate - License Susp./Rev./Denied, Causing Death	15 ATTEMPTS	18 1	15 1		3		
257.9045	Operate - License Susp./Rev./Denied, Causing Serious Injury	5 ATTEMPTS	29	16	1	7	5	
257.9047-A	Allow Suspended Person to Operate, Causing Serious Injury	2 ATTEMPTS	1				1	
259.183	Aircraft - Unlawful Tampering, Making Unsafe	5 ATTEMPTS	1			1		
324.1608	Resist/Obstruct Conservation Officers	2 ATTEMPTS	1		1			
324.31154	Water Resources Protection Violation Endangerment/Death	5 ATTEMPTS	1	1				
324.80172	Marine Safety, Negligence Cause Injury/Death	2 ATTEMPTS	1 3			1 2		
324.801764	Marine Safety, Operating Under Influence, Death	15 ATTEMPTS	1	1			1	
324.821582	Snowmobiles - Flee and Elude	MISD ATTEMPTS	2		2			
333.177644	Contr. Sub. - Sale of Adulterated Drugs Cause Personal Injury	4 ATTEMPTS	1		1			

NOTE: Be sure to check for related offense codes when examining a particular type of crime. They may or may not be in sequential order or even on the same page. Offenders may have multiple dispositions.

A2c 2006 Criminal Court Dispositions by Offense and Type of Disposition – Assaultive Offenses

Page 2 of 10

			DISPOSITIONS					
Compiled Laws	Offense	Max. Penalty	Total	Prison ¹	Jail	Jail/ Probation ²	Probation ²	Other ³
	GRAND TOTAL		20,830	8,365	3,489	5,015	3,823	138
	%			40%	17%	24%	18%	1%
	VIOLATIONS		18,966	8,065	3,030	4,382	3,373	116
	ATTEMPTS		1,864	300	459	633	450	22
333.5210	AIDS - Sexual Penetration w/ Uninformed Partner	4 ATTEMPTS	4	2	2			
408.10355	MIOSHA - Violation Cause Employee Death	1 ATTEMPTS	1				1	
722.675	Distribute Obscene Matter to Children	2 ATTEMPTS	8	3		3	2	
750.10A	Sexually Delinquent Person	LIFE ATTEMPTS	7	5		1	1	
750.110A2	Home Invasion - 1st Degree	20 ATTEMPTS	623	436	20	72	90	5
750.12	Abduct - Take Woman to Marry	10 ATTEMPTS	108	35	20	34	18	1
750.1227B	Witness - Bribe/Intimidate/ Interfere	10 ATTEMPTS	1	1				
750.1227C	Witness - Intimidate/Threaten to Kill or Injure	10 ATTEMPTS	11	6	1	3	1	
750.1228	Witness - Retaliate Against	15 ATTEMPTS	4	1	1	1	1	
750.1228	Witness - Retaliate Against	10 ATTEMPTS	10		1		1	
750.13	Entice Female Under 16 for Immoral Purposes	10 ATTEMPTS	4	1		2	1	
750.136B2	Child Abuse - 1st Degree	10 ATTEMPTS	3		1		2	
750.136B3	Child Abuse - 2nd Degree	15 ATTEMPTS	1	1				
750.136B4	Child Abuse - 3rd Degree	4 ATTEMPTS	36	29		3	4	
750.136B5	Child Abuse - 4th Degree	2 ATTEMPTS	3			3		
750.145	Children - Contribute to Delinquency	MISD ATTEMPTS	108	18	13	49	28	
750.145A	Accost/Solicit Child for Immoral Purposes	4 ATTEMPTS	6			4	2	
750.145A-A	Children - Accost for Immoral Purposes	2 ATTEMPTS	167	11	23	65	66	2
750.145C2	Child Sexually Abusive Activity	20 ATTEMPTS	4			1	3	
750.145C3	Child Sexually Abusive Activity, Promote or Distribute	7 ATTEMPTS	59		9	10	39	1
750.145C4	Child Sexually Abusive Material, Possess	4 ATTEMPTS	1			1		
750.145C4-A	Child Sexually Abusive Material, Possess	MISD ATTEMPTS	89		23	19	46	1
750.145D2C	Computer/Internet - Plan Crime w/ Other, Max 2 - <4 yrs	1 ATTEMPTS	1	1		1		
750.145D2D	Computer/Internet - Plan Crime w/ Other, Max 4 - <10 yrs	4 ATTEMPTS	2					
750.145D2E	Computer/Internet - Plan Crime w/ Other, Max 10 - <15 yrs	15 ATTEMPTS	1					
			85	37	9	30	9	
			11	1	3	6	1	
			94	88	1	2	3	
			5	2		3		
			18	6	1	5	6	
			1				1	
			8	6	2			
			165	49	10	58	48	
			8	1		3	4	
			28	17	1	9	1	
			1			1		
			36	22		11	3	
			1	1				
			4	4				

NOTE: Be sure to check for related offense codes when examining a particular type of crime. They may or may not be in sequential order or even on the same page. Offenders may have multiple dispositions.

A2c 2006 Criminal Court Dispositions by Offense and Type of Disposition — Assaultive Offenses

Page 3 of 10

			DISPOSITIONS					
Compiled Laws	Offense	Max. Penalty	Total	Prison ¹	Jail	Jail/ Probation ²	Probation ²	Other ³
	GRAND TOTAL		20,830	8,365	3,489	5,015	3,823	138
	%			40%	17%	24%	18%	1%
	VIOLATIONS		18,966	8,065	3,030	4,382	3,373	116
	ATTEMPTS		1,864	300	459	633	450	22
750.145D2F	Computer/Internet - Plan Crime w/ Other, Max 15+ yrs	20 ATTEMPTS	61	34	3	20	4	
750.145N1	Vulnerable Adult Abuse - 1st Degree	15 ATTEMPTS	18	17		1		
750.145N2	Vulnerable Adult Abuse - 2nd Degree	4 ATTEMPTS	1				1	
750.145N3	Vulnerable Adult Abuse - 3rd Degree	2 ATTEMPTS	3			1	1	1
750.145N4	Vulnerable Adult Abuse - 4th Degree	1 ATTEMPTS	1			1		
750.157B2	Homicide - Solicitation of Murder	LIFE ATTEMPTS	7 2	7 1	1			
750.157C	Minors - Induce to Commit Felony	VAR ATTEMPTS	2				2	
750.158	Sodomy	15 ATTEMPTS	2	2				
750.1671F	Disorderly Person - Obscene Conduct	MISD ATTEMPTS	11		4	5	2	
750.197C	Escape - From Jail Through Violence or Assault Prison Employee	4 ATTEMPTS	4	1	1	2		
750.197C-A	Assault of Prison Employee	4 ATTEMPTS	70 6	56 2	7 2	5 2	2	
750.197C-B	Escape - From Jail Through Violence	4 ATTEMPTS	3	1	1		1	
750.20011A	Harmful Devices - Unlawful Possession/Use	15 ATTEMPTS	1 1	1		1		
750.20011D	Harmful Devices - Unlawful Possession/Use, Cause Serious Injury	LIFE ATTEMPTS	1	1				
750.200J1A-A	Harmful Devices - Imitation - Unlawful Possession or Use	5 ATTEMPTS	1	1				
750.204A	Explosives - Send w/Intent to Frighten	5 ATTEMPTS	3			1	2	
750.2072A	Explosives - Place Near Property	15 ATTEMPTS	4			2	2	
750.2072B	Explosives - Place Near Property Cause Property Damage	20 ATTEMPTS	4	2		2		
750.209-B	Explosives - Place w/Intent to Alarm	5 ATTEMPTS	2 1		1		2	
750.2091A	Explosives - Place w/Intent to Injure	15 ATTEMPTS	1				1	
750.209A	Explosives - Possess w/Intent to Terrorize	10 ATTEMPTS	3	1		2		
750.2102A	Explosives - Possess Bomb w/ Unlawful Intent	15 ATTEMPTS	1			1		
750.211A2A	Explosives - Mfg/Possess Explosive/ Other w/Malicious Intent	15 ATTEMPTS	4 3	1		3	3	
750.211A2A-A	Explosives - Mfg/Possess Molotov Cocktail	4 ATTEMPTS	7 1		1	3 1	3	

NOTE: Be sure to check for related offense codes when examining a particular type of crime. They may or may not be in sequential order or even on the same page. Offenders may have multiple dispositions.

A2c 2006 Criminal Court Dispositions by Offense and Type of Disposition — Assaultive Offenses

Page 4 of 10

			DISPOSITIONS					
Compiled Laws	Offense	Max. Penalty	Total	Prison ¹	Jail	Jail/ Probation ²	Probation ²	Other ³
GRAND TOTAL			20,830	8,365	3,489	5,015	3,823	138
%				40%	17%	24%	18%	1%
VIOLATIONS			18,966	8,065	3,030	4,382	3,373	116
ATTEMPTS			1,864	300	459	633	450	22
750.211A2B	Explosives - Mfg/Possess Molotov Cocktail/Other w/Prop. Damage	20 ATTEMPTS	4 1	3	1 1			
750.211A2C	Explosives - Mfg/Possess Molotov Cocktail/Other w/Physical Injury	25 ATTEMPTS	1			1		
750.213	Extortion	20 ATTEMPTS	14 9	10 5		2 1	2 2	
750.224D2	Weapons - Dangerous Weapon, Self-Defense Spray	2 ATTEMPTS	2			2		
750.233	Weapons - Firearms, Aim w/o Malice	MISD ATTEMPTS	10 1		1	1	9	
750.234	Weapons - Firearms, Discharge/Aim w/o Malice and Injury	1 ATTEMPTS	9			8	1	
750.234A	Weapons - Firearms, Discharge from Vehicle	4 ATTEMPTS	21 2	8	1	8 1	4 1	
750.234B	Weapons - Firearms, Discharge in/at Bldg.	4 ATTEMPTS	61 11	32 2	5 2	9 4	15 3	
750.234C	Weapons - Firearms, Discharge at Emergency/Police Vehicle	4 ATTEMPTS	1	1				
750.235	Weapons - Firearms, Discharge/Aim w/o Malice but w/Injury	1 ATTEMPTS	2				2	
750.237	Weapons - Firearms - Under the Influence Causing Serious Impairment	5 ATTEMPTS	39		20	8	8	3
750.2373	Weapons - Firearms, Discharge OUIL Cause Impairment	5 ATTEMPTS	1				1	
750.316	Homicide	LIFE ATTEMPTS	8	8				
750.316-A	Homicide - Murder 1st Degree, Premeditated	LIFE ATTEMPTS	76	76				
750.316-B	Homicide - Felony Murder	LIFE ATTEMPTS	55	55				
750.316-C	Homicide - Open Murder, Statutory Short Form	LIFE ATTEMPTS	10	10				
750.317	Homicide - Murder 2nd Degree	LIFE ATTEMPTS	219	219				
750.317A	Deliver Controlled Substance Cause Death	LIFE ATTEMPTS	1	1				
750.321	Homicide - Manslaughter	15 ATTEMPTS	12	8	1		3	
750.321-A	Homicide - Manslaughter, Statutory Short Form	15 ATTEMPTS	32 1	27 1		3	1	1
750.321-C	Homicide - Manslaughter, Involuntary	15 ATTEMPTS	21 1	17 1		3	1	
750.321-E	Homicide - Manslaughter w/ Motor Vehicle	15 ATTEMPTS	19 1	19		1		
750.324	Homicide - Negligent Homicide	2 ATTEMPTS	103 3	12	5 1	41	40 2	5
750.329	Homicide - Manslaughter, Death w/ Weapon, Aim w/o Malice	15 ATTEMPTS	4	2	1	1		

NOTE: Be sure to check for related offense codes when examining a particular type of crime. They may or may not be in sequential order or even on the same page. Offenders may have multiple dispositions.

A2c 2006 Criminal Court Dispositions by Offense and Type of Disposition – Assaultive Offenses

Page 5 of 10

			DISPOSITIONS					
Compiled Laws	Offense	Max. Penalty	Total	Prison ¹	Jail	Jail/ Probation ²	Probation ²	Other ³
	GRAND TOTAL		20,830	8,365	3,489	5,015	3,823	138
	%			40%	17%	24%	18%	1%
	VIOLATIONS		18,966	8,065	3,030	4,382	3,373	116
	ATTEMPTS		1,864	300	459	633	450	22
750.335	Lewd and Lascivious Conduct	1	2		1			1
	ATTEMPTS							
750.335A	Indecent Exposure (Sexually Delinquent Person)	1	62	12	16	23	11	
	ATTEMPTS		2		1	1		
750.335A2B	Aggravated Indecent Exposure	2	24	3	2	9	10	
	ATTEMPTS							
750.335A2C	Indecent Exposure by Sexually Delinquent Person	LIFE	5	2	1	2		
	ATTEMPTS							
750.338	Gross Indecency Between Males, Commit/Procure	5	8	1	1	2	4	
	ATTEMPTS		8		2	5	1	
750.338B	Gross Indecency Between Male & Female, Commit/Procure	5	16	6	3	6		1
	ATTEMPTS		3	1		1	1	
750.349	Kidnapping	LIFE	62	62				
	ATTEMPTS		15	10		4	1	
750.349B	Unlawful Imprisonment	15	1	1				
	ATTEMPTS		1			1		
750.350	Kidnapping - Child Enticement	LIFE	3	3				
	ATTEMPTS		1			1		
750.350A1	Kidnapping - Custodial Interference	1	16		6	3	7	
	ATTEMPTS		1		1			
750.377B	Malicious Destruction Fire/Police Property	4	242	62	51	73	56	
	ATTEMPTS		71	6	27	20	18	
750.377C	School Bus - Intentional Damage	5	1			1		
	ATTEMPTS							
750.3942B	Throwing Objects on Track, Causing Prop. Damage	MISD	2			1	1	
	ATTEMPTS							
750.3942C	Throw Objects at Trains/Cars, Causing Injury	4	3			2	1	
	ATTEMPTS							
750.397A	Food - Place Harmful Objects In	10	1		1			
	ATTEMPTS							
750.411H	Stalking	1	57		17	14	26	
	ATTEMPTS							
750.411H2B	Stalking a Minor	5	5	2		1	2	
	ATTEMPTS		4		2	2		
750.411I	Stalking - Aggravated	5	215	67	26	69	52	1
	ATTEMPTS		20	4	5	7	4	
750.411I2B	Stalking a Minor - Aggravated	10	3	2	1			
	ATTEMPTS							
750.411S2A	Unlawful Posting Message	2	2			2		
	ATTEMPTS							
750.411S2B	Unlawful Posting Message w/ Aggravating Circumstances	5	1				1	
	ATTEMPTS							
750.4362A	Poisoning - Food/Drink/Medicine/Water	15	1	1				
	ATTEMPTS							
750.455	Prostitution - Pandering	20	5	3	1		1	
	ATTEMPTS							
750.459	Prostitution - Transport Female (perhaps compel)	20	5	5				
	ATTEMPTS							

NOTE: Be sure to check for related offense codes when examining a particular type of crime. They may or may not be in sequential order or even on the same page. Offenders may have multiple dispositions.

A2c 2006 Criminal Court Dispositions by Offense and Type of Disposition — Assaultive Offenses

Page 6 of 10

			DISPOSITIONS					
Compiled Laws	Offense	Max. Penalty	Total	Prison ¹	Jail	Jail/ Probation ²	Probation ²	Other ³
	GRAND TOTAL		20,830	8,365	3,489	5,015	3,823	138
	%			40%	17%	24%	18%	1%
	VIOLATIONS		18,966	8,065	3,030	4,382	3,373	116
	ATTEMPTS		1,864	300	459	633	450	22
750.462	Prostitution/Person 16 or Less in House of (perhaps detain)	MISD ATTEMPTS	1		1			
750.479	Public Officer - Assault/Obstruct	20 ATTEMPTS	9		7	1	1	
750.479-B	Police Officer/Public Officer - Resist/Obstruct	2 ATTEMPTS	9	1	3	2	3	
750.4792	Public Officer - Assault/Obstruct	2 ATTEMPTS	34	8	22	1	3	
750.4793	Public Officer - Assault/Obstruct Cause Injury	2 ATTEMPTS	10		5	1	4	
750.479A2	Police Officer - Flee (Penal Code) 4th Degree	2 ATTEMPTS	11	5	1	5		
750.479A3	Police Officer - Flee (Penal Code) 3rd Degree	5 ATTEMPTS	1		1			
750.479A4-A	Police Officer - Flee (Penal Code) 2nd Degree	10 ATTEMPTS	3	1			2	
750.479A5-A	Police Officer - Flee (Penal Code) 1st Degree	15 ATTEMPTS	226	28	73	64	60	1
750.479B	Peace Officer - Disarm	10 ATTEMPTS	29		6	11	10	2
750.479B1	Peace Officer - Disarm Non-Firearm	4 ATTEMPTS	438	149	100	109	79	1
750.479B2	Peace Officer - Disarm Firearm	10 ATTEMPTS	38	6	12	14	6	
750.483A2B	Interfere w/ Crime Report Threat to Kill/Injure	10 ATTEMPTS	14	14				
750.483A4B	Interfere w/ Police Investigation Threat to Kill/Injure	10 ATTEMPTS	2	2				
750.50C7	Police Animal - Injure/Harass While Committing Crime	2 ATTEMPTS	1				1	
750.511	Railroads - Block/Wreck Track	LIFE ATTEMPTS	2					
750.520B	CSC - 1st Degree - Multiple Variables	LIFE ATTEMPTS	1					
750.520B1A	CSC - 1st Degree - Person Under 13	LIFE ATTEMPTS	2					
750.520B1B	CSC - 1st Degree - Relationship	LIFE ATTEMPTS	80	80				
750.520B1C	CSC - 1st Degree - During Felony	LIFE ATTEMPTS	5	3		2		
750.520B1D	CSC - 1st Degree - Accomplices	LIFE ATTEMPTS	306	297				9
750.520B1E	CSC - 1st Degree - Weapon Used	LIFE ATTEMPTS	6	3	1	2		
750.520B1F	CSC - 1st Degree - Personal Injury	LIFE ATTEMPTS	104	104				
750.520B1G	CSC - 1st Degree - Injury to Incapacitated Victim	LIFE ATTEMPTS	4	1		3		
			18	18				
			2	2				
			21	20	1			
			2				2	
			38	38				
			2	2				

NOTE: Be sure to check for related offense codes when examining a particular type of crime. They may or may not be in sequential order or even on the same page. Offenders may have multiple dispositions.

A2c 2006 Criminal Court Dispositions by Offense and Type of Disposition – Assaultive Offenses

Page 7 of 10

			DISPOSITIONS					
Compiled Laws	Offense	Max. Penalty	Total	Prison ¹	Jail	Jail/ Probation ²	Probation ²	Other ³
GRAND TOTAL			20,830	8,365	3,489	5,015	3,823	138
%				40%	17%	24%	18%	1%
VIOLATIONS			18,966	8,065	3,030	4,382	3,373	116
ATTEMPTS			1,864	300	459	633	450	22
750.520C	CSC - 2nd Degree - Multiple Variables	15 ATTEMPTS	152	69	12	49	22	
			16	1	2	11	2	
750.520C1A	CSC - 2nd Degree - Person Under 13	15 ATTEMPTS	458	350	8	78	16	6
			41	18	3	16	4	
750.520C1B	CSC - 2nd Degree - Relationship	15 ATTEMPTS	115	88	4	19	4	
			6	2		3	1	
750.520C1C	CSC - 2nd Degree - During Felony	15 ATTEMPTS	9	8			1	
			3	2	1			
750.520C1D	CSC - 2nd Degree - Accomplices	15 ATTEMPTS	4	3			1	
			4	3			1	
750.520C1E	CSC - 2nd Degree - Weapon Used	15 ATTEMPTS	34	18	1	12	3	
			4	1		3		
750.520C1F	CSC - 2nd Degree - Personal Injury	15 ATTEMPTS	4	3		1		
			4	3		1		
750.520C1G	CSC - 2nd Degree - Injury to Incapacitated Victim	15 ATTEMPTS	4	1		2	1	
			4	1		2	1	
750.520C1H	CSC - 2nd Degree - Mentally Disabled Relationship	15 ATTEMPTS	1			1		
			1			1		
750.520C1I	CSC - 2nd Degree - State Prisoner	15 ATTEMPTS	1	1				
			1	1				
750.520C1K	CSC - 2nd Degree - County Prisoner	15 ATTEMPTS	2	1		1		
			2	1		1		
750.520D	CSC - 3rd Degree - Multiple Variables	15 ATTEMPTS	93	80		4	7	2
			24	4	2	17	1	
750.520D1A	CSC - 3rd Degree - Person 13-15	15 ATTEMPTS	389	298	6	41	42	2
			124	42	19	40	23	
750.520D1B	CSC - 3rd Degree - Force/Coercion	15 ATTEMPTS	80	71	1	4		4
			20	12	1	4	3	
750.520D1C	CSC - 3rd Degree - Incapacitated Victim	15 ATTEMPTS	15	14		1		
			6	2		4		
750.520D1D	CSC - 3rd Degree - Incest	15 ATTEMPTS	32	32				
			3			2	1	
750.520D1E	CSC - 3rd Degree - Student	15 ATTEMPTS	3	3				
			1		1			
750.520E	CSC - 4th Degree - Multiple Variables	2 ATTEMPTS	117	12	13	56	35	1
			8			7	1	
750.520E1A	CSC - 4th Degree - Force/Coercion	2 ATTEMPTS	230	50	49	87	44	
			21		6	9	6	
750.520E1A-A	CSC - 4th Degree - Victim 13-16	2 ATTEMPTS	200	53	35	73	39	
			6		2	2	2	
750.520E1B	CSC - 4th Degree - Incapacitated Victim	2 ATTEMPTS	31	9	3	13	6	
			1		1			
750.520E1C	CSC - 4th Degree - State Prisoner	2 ATTEMPTS	2	2				
			2	2				
750.520E1E-A	CSC - 4th Degree - Mental Health Professional	2 ATTEMPTS	3		2		1	
			3		2		1	
750.520E1G	CSC - 4th Degree - Incest	2 ATTEMPTS	23	5	1	14	3	
			1			1		

NOTE: Be sure to check for related offense codes when examining a particular type of crime. They may or may not be in sequential order or even on the same page. Offenders may have multiple dispositions.

A2c 2006 Criminal Court Dispositions by Offense and Type of Disposition — Assaultive Offenses

Page 8 of 10

			DISPOSITIONS					
Compiled Laws	Offense	Max. Penalty	Total	Prison ¹	Jail	Jail/ Probation ²	Probation ²	Other ³
	GRAND TOTAL		20,830	8,365	3,489	5,015	3,823	138
	%			40%	17%	24%	18%	1%
	VIOLATIONS		18,966	8,065	3,030	4,382	3,373	116
	ATTEMPTS		1,864	300	459	633	450	22
750.520F	CSC - 2nd+ Offense	LIFE	1	1				
	ATTEMPTS							
750.520G1	CSC - Assault w/Intent to Commit	10	224	117	22	70	15	
	Sexual Penetration	ATTEMPTS	6	2	1	3		
750.520G2	CSC - 2nd Degree Assault	5	84	37	5	31	11	
	ATTEMPTS							
750.529	Robbery - Armed	LIFE	884	881	1		2	
	ATTEMPTS		40	15	4	13	4	4
750.529A	Carjacking	LIFE	105	105				
	ATTEMPTS		7	5		2		
750.530	Robbery - Unarmed	15	671	389	34	148	100	
	ATTEMPTS		33	13	5	8	7	
750.531	Bank Robbery/Safe Breaking	LIFE	1	1				
	ATTEMPTS							
750.531-A	Bank Robbery	LIFE	84	79		4	1	
	ATTEMPTS		4	1	3			
750.531-B	Safe Breaking	LIFE	61	44	3	10	4	
	ATTEMPTS		14	6	2	4	2	
750.532	Seduction	5	14		3	8	3	
	ATTEMPTS		1				1	
750.539J2A1	Surveil Unclothed Person	2	9		1	3	5	
	ATTEMPTS							
750.539J2B	Capture/Distribute Image of	5	16	3		7	6	
	Unclothed Person	ATTEMPTS	1				1	
750.5405B	Interfere w/Electronic	4	1			1		
	Communications, Injury/Death	ATTEMPTS						
750.72	Arson - Dwelling House/ Curtilage	20	3	2			1	
	ATTEMPTS		2		1	1		
750.72-A	Arson - Dwelling House	20	57	35	3	11	8	
	ATTEMPTS		20	6	3	3	8	
750.72-B	Arson - Dwelling House/ Curtilage	20	3	3				
	ATTEMPTS		1			1		
750.73	Arson - Real Property	10	58	23	7	20	8	
	ATTEMPTS		7	1	1	2	3	
750.74	Arson - Personal Property, Over \$50	4	1				1	
	ATTEMPTS							
750.741A	Arson - Personal Property, <\$200	5	3		1		2	
	ATTEMPTS							
750.741B1	Arson - Personal Property, \$200 - <\$1K	1	8		2	5	1	
	ATTEMPTS							
750.741C1	Arson - Personal Property, \$1K - <\$20K	5	35	10	4	8	13	
	ATTEMPTS		6	2	1	1	2	
750.741D1	Arson - Personal Property, \$20K or More	10	11	6	2	1	2	
	ATTEMPTS							
750.75	Arson - Insured Property	10	17	2	1	6	8	
	ATTEMPTS							
750.77	Arson - Preparation to Burn Property	10	1			1		
	ATTEMPTS							

NOTE: Be sure to check for related offense codes when examining a particular type of crime. They may or may not be in sequential order or even on the same page. Offenders may have multiple dispositions.

A2c 2006 Criminal Court Dispositions by Offense and Type of Disposition — Assaultive Offenses

Page 9 of 10

			DISPOSITIONS					
Compiled Laws	Offense	Max. Penalty	Total	Prison ¹	Jail	Jail/ Probation ²	Probation ²	Other ³
GRAND TOTAL			20,830	8,365	3,489	5,015	3,823	138
%				40%	17%	24%	18%	1%
VIOLATIONS			18,966	8,065	3,030	4,382	3,373	116
ATTEMPTS			1,864	300	459	633	450	22
750.771A1	Arson - Preparation to Burn Property, Less Than \$200	MISD ATTEMPTS	1				1	
750.771B1	Arson - Preparation to Burn Property, \$200 - <\$1K	1 ATTEMPTS	4		2		2	
750.771C1	Arson - Preparation to Burn Property, \$1K - <\$20K	5 ATTEMPTS	11 3	2	1 1	5 1	3 1	
750.771D1	Arson - Preparation to Burn Property, \$20K or More	10 ATTEMPTS	15 3	5 2	1	7	3	
750.78	Arson - Woods/Prairies	4 ATTEMPTS	6 1	4	1	1	1	
750.81	Asslt or Asslt and Battery	MISD ATTEMPTS	534 6	2	238	99	186 5	9 1
750.812	Domestic Violence	MISD ATTEMPTS	567 8	5	257 4	103 1	192 3	10
750.813	Domestic Violence - 2nd Offense	1 ATTEMPTS	112 1	2	54 1	35	21	
750.814	Domestic Violence - 3rd Offense	2 ATTEMPTS	484 5	112	143 3	179 2	50	
750.81A	Assault - Aggravated	1 ATTEMPTS	267 8	1 3	92 2	58	113 1	3 2
750.81A2	Domestic Violence, Aggravated	1 ATTEMPTS	91 1	1	30 1	20	40	
750.81A3	Domestic Violence, Aggravated - 2nd Offense	2 ATTEMPTS	33	13	8	11	1	
750.81C1	Threatening DHS Employee w/ Physical Harm	MISD ATTEMPTS	2		2			
750.81C2	Assault/Battery of DHS Employee	2 ATTEMPTS	9	1	3	5		
750.81D1	Police Officer - Assault/Resist/Obstruct	2 ATTEMPTS	2,730 410	611 7	748 166	839 109	517 117	15 11
750.81D2	Police Officer - Assault/Resist/Obstruct, Causing Injury	4 ATTEMPTS	181 10	66	33	43 3	39 7	
750.81D3	Police Officer - Assault/Resist/Obstruct, Serious Impairment	15 ATTEMPTS	9 3	3 1	1	4 2	1	
750.82	Felonious Assault	4 ATTEMPTS	1,970 343	561 19	321 78	595 148	480 97	13 1
750.822	Weapon-Free Schools - Assault w/ Dangerous Weapon	4 ATTEMPTS	5	3		1	1	
750.83	Assault w/Intent to Murder	LIFE ATTEMPTS	202 1	201 1			1	
750.84	Assault w/Intent to do Great Bodily Harm Less Than Murder	10 ATTEMPTS	663 50	393 19	33 5	144 19	90 7	3
750.85	Torture	LIFE ATTEMPTS	3	3				
750.86	Assault w/Intent to Maim	10 ATTEMPTS	5	3		1	1	
750.87	Assault w/Intent to Commit Felony	10 ATTEMPTS	3	1		1	1	

NOTE: Be sure to check for related offense codes when examining a particular type of crime. They may or may not be in sequential order or even on the same page. Offenders may have multiple dispositions.

A2c 2006 Criminal Court Dispositions by Offense and Type of Disposition — Assaultive Offenses

Page 10 of 10

			DISPOSITIONS					
			Total	Prison ¹	Jail	Jail/ Probation ²	Probation ²	Other ³
GRAND TOTAL			20,830	8,365	3,489	5,015	3,823	138
%				40%	17%	24%	18%	1%
VIOLATIONS			18,966	8,065	3,030	4,382	3,373	116
ATTEMPTS			1,864	300	459	633	450	22
Compiled Laws	Offense	Max. Penalty						
750.88	Assault w/Intent to Rob While Unarmed	15 ATTEMPTS	92 2	50	4 1	20	18 1	
750.89	Assault w/Intent to Rob While Armed	LIFE ATTEMPTS	148 2	126 1		9 1	7	6
750.90	Sexual Intercourse - Under Pretext Medical Treatment	10 ATTEMPTS	2 1			2 1		
750.90A	Assault - Pregnant Individual, Miscarriage/Stillbirth w/Intent	LIFE ATTEMPTS	3 1	3 1				
750.91	Homicide - Attempted Murder	LIFE ATTEMPTS	2	2				
752.191	Felonious Driving	2 ATTEMPTS	2 4	1	1		4	
752.541	Riot	10 ATTEMPTS	1		1			
752.861	Weapons - Firearms, Careless Use Cause Injury/Death	2 ATTEMPTS	16	5	5	3	3	
752.862-B	Weapons - Firearms, Careless Use Prop. Damage Over \$50	1 ATTEMPTS	2		2			
752.863A	Weapons - Firearms, Reckless Use	MISD ATTEMPTS	27		12	5	9	1

NOTE: Be sure to check for related offense codes when examining a particular type of crime. They may or may not be in sequential order or even on the same page. Offenders may have multiple dispositions.

¹ Includes HYTA Prison

² Includes Delayed and Suspended Sentences, HYTA Probation, and SAI Probation

³ Includes Restitution, Fines, Costs, Community Service and DHS sentences

SOURCE: OMNI BIR Extract

2005

A1 2005 Criminal Court Dispositions (Offenders) by FOA Region and County – All Offenses

Page 1 of 2

	Total	Prison ¹	Jail	Jail/ Probation	Proba- tion ²	Other ³	Percents				
							Prison ¹	Jail	Jail/ Probation	Proba- tion ²	Other ³
STATE TOTALS	56,155	11,761	11,168	16,932	15,883	411	20.9	19.9	30.2	28.3	.7
METROPOLITAN REGION TOTALS	26,086	4,885	4,794	6,275	9,998	134	18.7	18.4	24.1	38.3	.5
50 Macomb	4,176	601	929	941	1,670	35	14.4	22.2	22.5	40.0	.8
63 Oakland	6,760	1,372	1,615	2,235	1,502	36	20.3	23.9	33.1	22.2	.5
81 Washtenaw	1,308	284	333	207	476	8	21.7	25.5	15.8	36.4	.6
82 Wayne	13,842	2,628	1,917	2,892	6,350	55	19.0	13.8	20.9	45.9	.4
OUTSTATE REGION TOTALS	30,069	6,876	6,374	10,657	5,885	277	22.9	21.2	35.4	19.6	.9
01 Alcona	68	13	2	49	4		19.1	2.9	72.1	5.9	
02 Alger	48	9	21	16	2		18.8	43.8	33.3	4.2	
03 Allegan	417	155	102	121	36	3	37.2	24.5	29.0	8.6	.7
04 Alpena	136	20	27	57	31	1	14.7	19.9	41.9	22.8	.7
05 Antrim	71	24	10	32	5		33.8	14.1	45.1	7.0	
06 Arenac	44	15	4	23	2		34.1	9.1	52.3	4.5	
07 Baraga	42	14	5	18	4	1	33.3	11.9	42.9	9.5	2.4
08 Barry	347	85	21	190	48	3	24.5	6.1	54.8	13.8	.9
09 Bay	499	112	79	169	139		22.4	15.8	33.9	27.9	
10 Benzie	45	20	1	15	9		44.4	2.2	33.3	20.0	
11 Berrien	1,488	286	376	427	367	32	19.2	25.3	28.7	24.7	2.2
12 Branch	188	32	64	82	6	4	17.0	34.0	43.6	3.2	2.1
13 Calhoun	1,307	270	488	216	318	15	20.7	37.3	16.5	24.3	1.1
14 Cass	350	84	121	111	34		24.0	34.6	31.7	9.7	
15 Charlevoix	122	27	31	61	3		22.1	25.4	50.0	2.5	
16 Cheboygan	166	38	22	85	21		22.9	13.3	51.2	12.7	
17 Chippewa	181	38	66	48	29		21.0	36.5	26.5	16.0	
18 Clare	162	29	17	86	29	1	17.9	10.5	53.1	17.9	.6
19 Clinton	177	46	59	71	1		26.0	33.3	40.1	.6	
20 Crawford	96	17	15	54	10		17.7	15.6	56.3	10.4	
21 Delta	148	20	50	68	10		13.5	33.8	45.9	6.8	
22 Dickinson	157	28	38	85	6		17.8	24.2	54.1	3.8	
23 Eaton	555	88	105	325	29	8	15.9	18.9	58.6	5.2	1.4
24 Emmet	144	44	2	80	18		30.6	1.4	55.6	12.5	
25 Genesee	2,048	675	85	539	746	3	33.0	4.2	26.3	36.4	.1
26 Gladwin	96	18	10	56	12		18.8	10.4	58.3	12.5	
27 Gogebic	57	14	13	27	3		24.6	22.8	47.4	5.3	
28 Grand Traverse	277	125	10	138	4		45.1	3.6	49.8	1.4	
29 Gratiot	156	65	26	63	2		41.7	16.7	40.4	1.3	
30 Hillsdale	179	85	8	83	1	2	47.5	4.5	46.4	.6	1.1
31 Houghton	65	8	11	36	10		12.3	16.9	55.4	15.4	
32 Huron	53	16	10	25	2		30.2	18.9	47.2	3.8	
33 Ingham	1,468	218	464	719	63	4	14.9	31.6	49.0	4.3	.3
34 Ionia	278	89	52	54	68	15	32.0	18.7	19.4	24.5	5.4
35 Iosco	96	17	13	63	1	2	17.7	13.5	65.6	1.0	2.1
36 Iron	42	7	4	28	3		16.7	9.5	66.7	7.1	
37 Isabella	486	82	61	324	19		16.9	12.6	66.7	3.9	
38 Jackson	969	281	300	268	119	1	29.0	31.0	27.7	12.3	.1
39 Kalamazoo	2,264	290	700	137	1,103	34	12.8	30.9	6.1	48.7	1.5
40 Kalkaska	88	28	5	50	3	2	31.8	5.7	56.8	3.4	2.3
41 Kent	3,271	810	830	577	1,016	38	24.8	25.4	17.6	31.1	1.2
42 Keweenaw	5		2	3				40.0	60.0		
43 Lake	97	21	6	70			21.6	6.2	72.2		
44 Lapeer	277	45	50	175	6	1	16.2	18.1	63.2	2.2	.4
45 Leelanau	41	9	9	23			22.0	22.0	56.1		
46 Lenawee	321	115	7	173	25	1	35.8	2.2	53.9	7.8	.3
47 Livingston	812	191	138	352	122	9	23.5	17.0	43.3	15.0	1.1
48 Luce	42	14	15	11		2	33.3	35.7	26.2		4.8

A1 2005 Criminal Court Dispositions (Offenders) by FOA Region and County – All Offenses

Page 2 of 2

	Total	Prison ¹	Jail	Jail/ Probation	Proba- tion ²	Other ³	Percents				
							Prison ¹	Jail	Jail/ Probation	Proba- tion ²	Other ³
STATE TOTALS	56,155	11,761	11,168	16,932	15,883	411	20.9	19.9	30.2	28.3	.7
(Cont'd.)											
OUTSTATE REGION TOTALS	30,069	6,876	6,374	10,657	5,885	277	22.9	21.2	35.4	19.6	.9
49 Mackinac	66	6	22	35	3		9.1	33.3	53.0	4.5	
51 Manistee	84	21	1	32	30		25.0	1.2	38.1	35.7	
52 Marquette	162	26	3	87	45	1	16.0	1.9	53.7	27.8	.6
53 Mason	104	22	2	79		1	21.2	1.9	76.0		1.0
54 Mecosta	198	30	13	103	50	2	15.2	6.6	52.0	25.3	1.0
55 Menominee	52	11	16	23	1	1	21.2	30.8	44.2	1.9	1.9
56 Midland	341	58	29	222	31	1	17.0	8.5	65.1	9.1	.3
57 Missaukee	58	13	3	42			22.4	5.2	72.4		
58 Monroe	678	166	123	383	5	1	24.5	18.1	56.5	.7	.1
59 Montcalm	255	66	33	117	38	1	25.9	12.9	45.9	14.9	.4
60 Montmorency	84	10	23	24	25	2	11.9	27.4	28.6	29.8	2.4
61 Muskegon	1,448	446	213	692	95	2	30.8	14.7	47.8	6.6	.1
62 Newaygo	211	31	54	103	19	4	14.7	25.6	48.8	9.0	1.9
64 Oceana	111	14	23	67	7		12.6	20.7	60.4	6.3	
65 Ogemaw	111	17	24	51	18	1	15.3	21.6	45.9	16.2	.9
66 Ontonagon	8	2	1	5			25.0	12.5	62.5		
67 Osceola	114	25	3	76	10		21.9	2.6	66.7	8.8	
68 Oscoda	25	5	2	16		2	20.0	8.0	64.0		8.0
69 Otsego	164	58	20	73	12	1	35.4	12.2	44.5	7.3	.6
70 Ottawa	916	90	249	255	288	34	9.8	27.2	27.8	31.4	3.7
71 Presque Isle	68	25	9	19	11	4	36.8	13.2	27.9	16.2	5.9
72 Roscommon	211	40	23	102	42	4	19.0	10.9	48.3	19.9	1.9
73 Saginaw	1,335	379	221	301	418	16	28.4	16.6	22.5	31.3	1.2
74 St. Clair	996	192	256	395	148	5	19.3	25.7	39.7	14.9	.5
75 St. Joseph	380	65	165	149	1		17.1	43.4	39.2	.3	
76 Sanilac	132	21	25	80	5	1	15.9	18.9	60.6	3.8	.8
77 Schoolcraft	44	4	17	23			9.1	38.6	52.3		
78 Shiawassee	249	69	13	157	10		27.7	5.2	63.1	4.0	
79 Tuscola	268	73	29	130	31	5	27.2	10.8	48.5	11.6	1.9
80 Van Buren	538	103	179	200	50	6	19.1	33.3	37.2	9.3	1.1
83 Wexford	212	51	25	133	3		24.1	11.8	62.7	1.4	

¹ Includes HYTA Prison

² Includes Delayed and Suspended Sentences, HYTA Probation, and SAI Probation.

³ Includes Restitution, Fines, Costs, Community Service and DHS sentences.

SOURCE: OMNI Court Disposition Extracts

A1a 2005 Criminal Court Dispositions (Offenders) by FOA Region and County – Non-Assaultive Offenses

Page 1 of 2

	Total	Prison ¹	Jail	Jail/ Probation	Probation ²	Other ³	Percents				
							Prison ¹	Jail	Jail/ Probation	Probation ²	Other ³
STATE TOTALS	27,515	5,291	5,307	8,845	7,842	230	19.2	19.3	32.1	28.5	.8
METROPOLITAN REGION TOTALS	12,753	2,236	2,338	3,247	4,856	76	17.5	18.3	25.5	38.1	.6
50 Macomb	1,663	262	401	401	582	17	15.8	24.1	24.1	35.0	1.0
63 Oakland	3,613	635	885	1,233	838	22	17.6	24.5	34.1	23.2	.6
81 Washtenaw	676	128	176	112	257	3	18.9	26.0	16.6	38.0	.4
82 Wayne	6,801	1,211	876	1,501	3,179	34	17.8	12.9	22.1	46.7	.5
OUTSTATE REGION TOTALS	14,762	3,055	2,969	5,598	2,986	154	20.7	20.1	37.9	20.2	1.0
01 Alcona	34	7		26	1		20.6		76.5	2.9	
02 Alger	34	6	13	13	2		17.6	38.2	38.2	5.9	
03 Allegan	197	65	45	61	24	2	33.0	22.8	31.0	12.2	1.0
04 Alpena	54	8	11	28	6	1	14.8	20.4	51.9	11.1	1.9
05 Antrim	46	10	9	22	5		21.7	19.6	47.8	10.9	
06 Arenac	16	7	2	7			43.8	12.5	43.8		
07 Baraga	27	7	2	13	4	1	25.9	7.4	48.1	14.8	3.7
08 Barry	153	36	13	80	23	1	23.5	8.5	52.3	15.0	.7
09 Bay	237	42	38	83	74		17.7	16.0	35.0	31.2	
10 Benzie	28	12		10	6		42.9		35.7	21.4	
11 Berrien	622	86	154	218	143	21	13.8	24.8	35.0	23.0	3.4
12 Branch	98	13	35	44	3	3	13.3	35.7	44.9	3.1	3.1
13 Calhoun	566	117	199	85	157	8	20.7	35.2	15.0	27.7	1.4
14 Cass	134	22	54	44	14		16.4	40.3	32.8	10.4	
15 Charlevoix	63	10	19	32	2		15.9	30.2	50.8	3.2	
16 Cheboygan	94	19	11	50	14		20.2	11.7	53.2	14.9	
17 Chippewa	96	28	34	21	13		29.2	35.4	21.9	13.5	
18 Clare	97	18	10	51	18		18.6	10.3	52.6	18.6	
19 Clinton	94	22	33	38	1		23.4	35.1	40.4	1.1	
20 Crawford	48	8	8	28	4		16.7	16.7	58.3	8.3	
21 Delta	78	11	22	42	3		14.1	28.2	53.8	3.8	
22 Dickinson	91	15	21	53	2		16.5	23.1	58.2	2.2	
23 Eaton	335	45	62	201	20	7	13.4	18.5	60.0	6.0	2.1
24 Emmet	74	21	2	40	11		28.4	2.7	54.1	14.9	
25 Genesee	992	307	37	269	379		30.9	3.7	27.1	38.2	
26 Gladwin	53	10	7	31	5		18.9	13.2	58.5	9.4	
27 Gogebic	23	4	8	11			17.4	34.8	47.8		
28 Grand Traverse	139	52	5	79	3		37.4	3.6	56.8	2.2	
29 Gratiot	98	34	16	47	1		34.7	16.3	48.0	1.0	
30 Hillsdale	115	51	6	57		1	44.3	5.2	49.6		.9
31 Houghton	42	6	3	24	9		14.3	7.1	57.1	21.4	
32 Huron	36	14	4	17	1		38.9	11.1	47.2	2.8	
33 Ingham	767	84	267	375	39	2	11.0	34.8	48.9	5.1	.3
34 Ionia	143	46	23	27	40	7	32.2	16.1	18.9	28.0	4.9
35 Iosco	62	9	5	45	1	2	14.5	8.1	72.6	1.6	3.2
36 Iron	26	2	3	18	3		7.7	11.5	69.2	11.5	
37 Isabella	228	29	31	156	12		12.7	13.6	68.4	5.3	
38 Jackson	482	125	137	158	61	1	25.9	28.4	32.8	12.7	.2
39 Kalamazoo	997	119	307	57	501	13	11.9	30.8	5.7	50.3	1.3
40 Kalkaska	57	17	4	34	1	1	29.8	7.0	59.6	1.8	1.8
41 Kent	1,612	342	387	311	548	24	21.2	24.0	19.3	34.0	1.5
42 Keweenaw	4		2	2				50.0	50.0		
43 Lake	52	8	2	42			15.4	3.8	80.8		
44 Lapeer	163	16	30	111	5	1	9.8	18.4	68.1	3.1	.6
45 Leelanau	31	7	6	18			22.6	19.4	58.1		
46 Lenawee	137	47	4	73	12	1	34.3	2.9	53.3	8.8	.7
47 Livingston	424	104	67	183	65	5	24.5	15.8	43.2	15.3	1.2
48 Luce	15	6	5	4			40.0	33.3	26.7		

A1a 2005 Criminal Court Dispositions (Offenders) by FOA Region and County – Non-Assaultive Offenses

Page 2 of 2

	Total	Prison ¹	Jail	Jail/ Probation	Proba- tion ²	Other ³	Percents				
							Prison ¹	Jail	Jail/ Probation	Proba- tion ²	Other ³
STATE TOTALS	27,515	5,291	5,307	8,845	7,842	230	19.2	19.3	32.1	28.5	.8
(Cont'd.)											
OUTSTATE REGION TOTALS	14,762	3,055	2,969	5,598	2,986	154	20.7	20.1	37.9	20.2	1.0
49 Mackinac	29	1	9	17	2		3.4	31.0	58.6	6.9	
51 Manistee	41	10	1	14	16		24.4	2.4	34.1	39.0	
52 Marquette	83	12	1	44	25	1	14.5	1.2	53.0	30.1	1.2
53 Mason	48	8	1	39			16.7	2.1	81.3		
54 Mecosta	93	10	5	51	26	1	10.8	5.4	54.8	28.0	1.1
55 Menominee	34	8	10	15	1		23.5	29.4	44.1	2.9	
56 Midland	198	28	13	139	17	1	14.1	6.6	70.2	8.6	.5
57 Missaukee	30	8	1	21			26.7	3.3	70.0		
58 Monroe	308	80	40	185	2	1	26.0	13.0	60.1	.6	.3
59 Montcalm	139	34	21	63	21		24.5	15.1	45.3	15.1	
60 Montmorency	34	6	7	13	6	2	17.6	20.6	38.2	17.6	5.9
61 Muskegon	649	207	80	307	54	1	31.9	12.3	47.3	8.3	.2
62 Newaygo	103	15	25	52	9	2	14.6	24.3	50.5	8.7	1.9
64 Oceana	65	8	16	37	4		12.3	24.6	56.9	6.2	
65 Ogemaw	64	13	12	29	10		20.3	18.8	45.3	15.6	
66 Ontonagon	1	1					100.0				
67 Osceola	64	15	1	44	4		23.4	1.6	68.8	6.3	
68 Oscoda	16	3	2	9		2	18.8	12.5	56.3		12.5
69 Otsego	75	25	8	36	6		33.3	10.7	48.0	8.0	
70 Ottawa	500	33	115	159	171	22	6.6	23.0	31.8	34.2	4.4
71 Presque Isle	39	11	6	11	8	3	28.2	15.4	28.2	20.5	7.7
72 Roscommon	119	18	7	63	28	3	15.1	5.9	52.9	23.5	2.5
73 Saginaw	654	175	103	155	215	6	26.8	15.7	23.7	32.9	.9
74 St. Clair	485	73	115	227	68	2	15.1	23.7	46.8	14.0	.4
75 St. Joseph	168	17	85	65	1		10.1	50.6	38.7	.6	
76 Sanilac	68	15	11	40	2		22.1	16.2	58.8	2.9	
77 Schoolcraft	18	3	7	8			16.7	38.9	44.4		
78 Shiawassee	136	36	7	91	2		26.5	5.1	66.9	1.5	
79 Tuscola	167	45	17	81	21	3	26.9	10.2	48.5	12.6	1.8
80 Van Buren	225	42	69	82	30	2	18.7	30.7	36.4	13.3	.9
83 Wexford	95	21	11	62	1		22.1	11.6	65.3	1.1	

¹ Includes HYTA Prison

² Includes Delayed and Suspended Sentences, HYTA Probation, and SAI Probation.

³ Includes Restitution, Fines, Costs, Community Service and DHS sentences.

SOURCE: OMNI Court Disposition Extracts

A1b 2005 Criminal Court Dispositions (Offenders) by FOA Region and County – Drug Offenses

Page 1 of 2

	Total	Prison ¹	Jail	Jail/ Probation	Proba- tion ²	Other ³	Percents				
							Prison ¹	Jail	Jail/ Probation	Proba- tion ²	Other ³
STATE TOTALS	15,292	1,806	3,697	4,379	5,309	101	11.8	24.2	28.6	34.7	.7
METROPOLITAN REGION TOTALS	7,427	613	1,710	1,742	3,331	31	8.3	23.0	23.5	44.8	.4
50 Macomb	1,696	86	389	320	890	11	5.1	22.9	18.9	52.5	.6
63 Oakland	1,609	189	495	526	394	5	11.7	30.8	32.7	24.5	.3
81 Washtenaw	290	39	80	35	136		13.4	27.6	12.1	46.9	
82 Wayne	3,832	299	746	861	1,911	15	7.8	19.5	22.5	49.9	.4
OUTSTATE REGION TOTALS	7,865	1,193	1,987	2,637	1,978	70	15.2	25.3	33.5	25.1	.9
01 Alcona	25	3	1	18	3		12.0	4.0	72.0	12.0	
02 Alger	3		3					100.0			
03 Allegan	101	38	24	33	5	1	37.6	23.8	32.7	5.0	1.0
04 Alpena	57	5	13	15	24		8.8	22.8	26.3	42.1	
05 Antrim	6	2		4			33.3		66.7		
06 Arenac	13	2	1	9	1		15.4	7.7	69.2	7.7	
07 Baraga	6		2	4				33.3	66.7		
08 Barry	123	22	5	77	18	1	17.9	4.1	62.6	14.6	.8
09 Bay	143	21	24	49	49		14.7	16.8	34.3	34.3	
10 Benzie	9	4		3	2		44.4		33.3	22.2	
11 Berrien	539	97	152	103	179	8	18.0	28.2	19.1	33.2	1.5
12 Branch	42	9	13	19	1		21.4	31.0	45.2	2.4	
13 Calhoun	345	40	147	59	97	2	11.6	42.6	17.1	28.1	.6
14 Cass	132	28	41	48	15		21.2	31.1	36.4	11.4	
15 Charlevoix	32	6	10	15	1		18.8	31.3	46.9	3.1	
16 Cheboygan	42	10	9	18	5		23.8	21.4	42.9	11.9	
17 Chippewa	51		23	17	11			45.1	33.3	21.6	
18 Clare	18		3	9	6			16.7	50.0	33.3	
19 Clinton	33	4	12	17			12.1	36.4	51.5		
20 Crawford	26	2	7	15	2		7.7	26.9	57.7	7.7	
21 Delta	33	2	14	12	5		6.1	42.4	36.4	15.2	
22 Dickinson	37	6	9	18	4		16.2	24.3	48.6	10.8	
23 Eaton	100	13	19	63	5		13.0	19.0	63.0	5.0	
24 Emmet	40	6		29	5		15.0		72.5	12.5	
25 Genesee	546	105	29	140	272		19.2	5.3	25.6	49.8	
26 Gladwin	20	2	1	12	5		10.0	5.0	60.0	25.0	
27 Gogebic	17	3	3	9	2		17.6	17.6	52.9	11.8	
28 Grand Traverse	66	24	3	39			36.4	4.5	59.1		
29 Gratiot	17	5	5	7			29.4	29.4	41.2		
30 Hillsdale	35	18		16		1	51.4		45.7		2.9
31 Houghton	4		2	2				50.0	50.0		
32 Huron	3		2		1			66.7		33.3	
33 Ingham	311	31	95	170	15		10.0	30.5	54.7	4.8	
34 Ionia	53	9	18	5	14	7	17.0	34.0	9.4	26.4	13.2
35 Iosco	9		2	7				22.2	77.8		
36 Iron	3		1	2				33.3	66.7		
37 Isabella	144	17	21	102	4		11.8	14.6	70.8	2.8	
38 Jackson	246	61	86	61	38		24.8	35.0	24.8	15.4	
39 Kalamazoo	842	67	266	36	461	12	8.0	31.6	4.3	54.8	1.4
40 Kalkaska	12	3	1	7	1		25.0	8.3	58.3	8.3	
41 Kent	862	139	289	114	310	10	16.1	33.5	13.2	36.0	1.2
42 Keweenaw	0										
43 Lake	21	3	2	16			14.3	9.5	76.2		
44 Lapeer	33	4	5	24			12.1	15.2	72.7		
45 Leelanau	2		1	1				50.0	50.0		
46 Lenawee	55	10	1	41	3		18.2	1.8	74.5	5.5	
47 Livingston	208	28	50	90	38	2	13.5	24.0	43.3	18.3	1.0
48 Luce	11	1	5	4		1	9.1	45.5	36.4		9.1

A1b 2005 Criminal Court Dispositions (Offenders) by FOA Region and County – Drug Offenses

Page 2 of 2

	Total	Prison ¹	Jail	Jail/ Probation	Proba- tion ²	Other ³	Percents				
							Prison ¹	Jail	Jail/ Probation	Proba- tion ²	Other ³
STATE TOTALS	15,292	1,806	3,697	4,379	5,309	101	11.8	24.2	28.6	34.7	.7
(Cont'd.)											
OUTSTATE REGION TOTALS	7,865	1,193	1,987	2,637	1,978	70	15.2	25.3	33.5	25.1	.9
49 Mackinac	23	2	7	13	1		8.7	30.4	56.5	4.3	
51 Manistee	28	6		11	11		21.4		39.3	39.3	
52 Marquette	49	7	1	22	19		14.3	2.0	44.9	38.8	
53 Mason	31	5	1	25			16.1	3.2	80.6		
54 Mecosta	41		3	24	13	1		7.3	58.5	31.7	2.4
55 Menominee	7	1	2	3		1	14.3	28.6	42.9		14.3
56 Midland	55	4	9	30	12		7.3	16.4	54.5	21.8	
57 Missaukee	19	2	1	16			10.5	5.3	84.2		
58 Monroe	231	37	53	139	2		16.0	22.9	60.2	.9	
59 Montcalm	25	4	3	15	3		16.0	12.0	60.0	12.0	
60 Montmorency	24	2	7	4	11		8.3	29.2	16.7	45.8	
61 Muskegon	406	75	82	220	28	1	18.5	20.2	54.2	6.9	.2
62 Newaygo	50	3	16	23	6	2	6.0	32.0	46.0	12.0	4.0
64 Oceana	22	2	3	14	3		9.1	13.6	63.6	13.6	
65 Ogemaw	33	1	8	16	7	1	3.0	24.2	48.5	21.2	3.0
66 Ontonagon	2			2					100.0		
67 Osceola	37	5	1	27	4		13.5	2.7	73.0	10.8	
68 Oscoda	1			1					100.0		
69 Otsego	49	16	4	23	5	1	32.7	8.2	46.9	10.2	2.0
70 Ottawa	212	10	86	43	67	6	4.7	40.6	20.3	31.6	2.8
71 Presque Isle	10	5	2	3			50.0	20.0	30.0		
72 Roscommon	44	3	9	25	6	1	6.8	20.5	56.8	13.6	2.3
73 Saginaw	288	57	62	55	107	7	19.8	21.5	19.1	37.2	2.4
74 St. Clair	222	30	75	66	51		13.5	33.8	29.7	23.0	
75 St. Joseph	114	21	40	53			18.4	35.1	46.5		
76 Sanilac	29		4	22	2	1		13.8	75.9	6.9	3.4
77 Schoolcraft	13		4	9				30.8	69.2		
78 Shiawassee	42	7		33	2		16.7		78.6	4.8	
79 Tuscola	36	3	6	22	4	1	8.3	16.7	61.1	11.1	2.8
80 Van Buren	181	24	67	76	12	2	13.3	37.0	42.0	6.6	1.1
83 Wexford	65	11	11	43			16.9	16.9	66.2		

¹ Includes HYTA Prison

² Includes Delayed and Suspended Sentences, HYTA Probation, and SAI Probation.

³ Includes Restitution, Fines, Costs, Community Service and DHS sentences.

SOURCE: OMNI Court Disposition Extracts

A1c 2005 Criminal Court Dispositions (Offenders) by FOA Region and County – Assaultive Offenses

Page 1 of 2

	Total	Prison ¹	Jail	Jail/ Probation	Proba- tion ²	Other ³	Percents				
							Prison ¹	Jail	Jail/ Probation	Proba- tion ²	Other ³
STATE TOTALS	13,348	4,664	2,164	3,708	2,732	80	34.9	16.2	27.8	20.5	.6
METROPOLITAN REGION TOTALS	5,906	2,036	746	1,286	1,811	27	34.5	12.6	21.8	30.7	.5
50 Macomb	817	253	139	220	198	7	31.0	17.0	26.9	24.2	.9
63 Oakland	1,538	548	235	476	270	9	35.6	15.3	30.9	17.6	.6
81 Washtenaw	342	117	77	60	83	5	34.2	22.5	17.5	24.3	1.5
82 Wayne	3,209	1,118	295	530	1,260	6	34.8	9.2	16.5	39.3	.2
OUTSTATE REGION TOTALS	7,442	2,628	1,418	2,422	921	53	35.3	19.1	32.5	12.4	.7
01 Alcona	9	3	1	5			33.3	11.1	55.6		
02 Alger	11	3	5	3			27.3	45.5	27.3		
03 Allegan	119	52	33	27	7		43.7	27.7	22.7	5.9	
04 Alpena	25	7	3	14	1		28.0	12.0	56.0	4.0	
05 Antrim	19	12	1	6			63.2	5.3	31.6		
06 Arenac	15	6	1	7	1		40.0	6.7	46.7	6.7	
07 Baraga	9	7	1	1			77.8	11.1	11.1		
08 Barry	71	27	3	33	7	1	38.0	4.2	46.5	9.9	1.4
09 Bay	119	49	17	37	16		41.2	14.3	31.1	13.4	
10 Benzie	8	4	1	2	1		50.0	12.5	25.0	12.5	
11 Berrien	327	103	70	106	45	3	31.5	21.4	32.4	13.8	.9
12 Branch	48	10	16	19	2	1	20.8	33.3	39.6	4.2	2.1
13 Calhoun	396	113	142	72	64	5	28.5	35.9	18.2	16.2	1.3
14 Cass	84	34	26	19	5		40.5	31.0	22.6	6.0	
15 Charlevoix	27	11	2	14			40.7	7.4	51.9		
16 Cheboygan	30	9	2	17	2		30.0	6.7	56.7	6.7	
17 Chippewa	34	10	9	10	5		29.4	26.5	29.4	14.7	
18 Clare	47	11	4	26	5	1	23.4	8.5	55.3	10.6	2.1
19 Clinton	50	20	14	16			40.0	28.0	32.0		
20 Crawford	22	7		11	4		31.8		50.0	18.2	
21 Delta	37	7	14	14	2		18.9	37.8	37.8	5.4	
22 Dickinson	29	7	8	14			24.1	27.6	48.3		
23 Eaton	120	30	24	61	4	1	25.0	20.0	50.8	3.3	.8
24 Emmet	30	17		11	2		56.7		36.7	6.7	
25 Genesee	510	263	19	130	95	3	51.6	3.7	25.5	18.6	.6
26 Gladwin	23	6	2	13	2		26.1	8.7	56.5	8.7	
27 Gogebic	17	7	2	7	1		41.2	11.8	41.2	5.9	
28 Grand Traverse	72	49	2	20	1		68.1	2.8	27.8	1.4	
29 Gratiot	41	26	5	9	1		63.4	12.2	22.0	2.4	
30 Hillsdale	29	16	2	10	1		55.2	6.9	34.5	3.4	
31 Houghton	19	2	6	10	1		10.5	31.6	52.6	5.3	
32 Huron	14	2	4	8			14.3	28.6	57.1		
33 Ingham	390	103	102	174	9	2	26.4	26.2	44.6	2.3	.5
34 Ionia	82	34	11	22	14	1	41.5	13.4	26.8	17.1	1.2
35 Iosco	25	8	6	11			32.0	24.0	44.0		
36 Iron	13	5		8			38.5		61.5		
37 Isabella	114	36	9	66	3		31.6	7.9	57.9	2.6	
38 Jackson	241	95	77	49	20		39.4	32.0	20.3	8.3	
39 Kalamazoo	425	104	127	44	141	9	24.5	29.9	10.4	33.2	2.1
40 Kalkaska	19	8		9	1	1	42.1		47.4	5.3	5.3
41 Kent	797	329	154	152	158	4	41.3	19.3	19.1	19.8	.5
42 Keweenaw	1			1					100.0		
43 Lake	24	10	2	12			41.7	8.3	50.0		
44 Lapeer	81	25	15	40	1		30.9	18.5	49.4	1.2	
45 Leelanau	8	2	2	4			25.0	25.0	50.0		
46 Lenawee	129	58	2	59	10		45.0	1.6	45.7	7.8	
47 Livingston	180	59	21	79	19	2	32.8	11.7	43.9	10.6	1.1
48 Luce	16	7	5	3		1	43.8	31.3	18.8		6.3

A1c 2005 Criminal Court Dispositions (Offenders) by FOA Region and County — Assaultive Offenses

Page 2 of 2

	Total	Prison ¹	Jail	Jail/ Probation	Proba- tion ²	Other ³	Percents				
							Prison ¹	Jail	Jail/ Probation	Proba- tion ²	Other ³
STATE TOTALS	13,348	4,664	2,164	3,708	2,732	80	34.9	16.2	27.8	20.5	.6
(Cont'd.)											
OUTSTATE REGION TOTALS	7,442	2,628	1,418	2,422	921	53	35.3	19.1	32.5	12.4	.7
49 Mackinac	14	3	6	5			21.4	42.9	35.7		
51 Manistee	15	5		7	3		33.3		46.7	20.0	
52 Marquette	30	7	1	21	1		23.3	3.3	70.0	3.3	
53 Mason	25	9		15		1	36.0		60.0		4.0
54 Mecosta	64	20	5	28	11		31.3	7.8	43.8	17.2	
55 Menominee	11	2	4	5			18.2	36.4	45.5		
56 Midland	88	26	7	53	2		29.5	8.0	60.2	2.3	
57 Missaukee	9	3	1	5			33.3	11.1	55.6		
58 Monroe	139	49	30	59	1		35.3	21.6	42.4	.7	
59 Montcalm	91	28	9	39	14	1	30.8	9.9	42.9	15.4	1.1
60 Montmorency	26	2	9	7	8		7.7	34.6	26.9	30.8	
61 Muskegon	393	164	51	165	13		41.7	13.0	42.0	3.3	
62 Newaygo	58	13	13	28	4		22.4	22.4	48.3	6.9	
64 Oceana	24	4	4	16			16.7	16.7	66.7		
65 Ogemaw	14	3	4	6	1		21.4	28.6	42.9	7.1	
66 Ontonagon	5	1	1	3			20.0	20.0	60.0		
67 Osceola	13	5	1	5	2		38.5	7.7	38.5	15.4	
68 Oscoda	8	2		6			25.0		75.0		
69 Otsego	40	17	8	14	1		42.5	20.0	35.0	2.5	
70 Ottawa	204	47	48	53	50	6	23.0	23.5	26.0	24.5	2.9
71 Presque Isle	19	9	1	5	3	1	47.4	5.3	26.3	15.8	5.3
72 Roscommon	48	19	7	14	8		39.6	14.6	29.2	16.7	
73 Saginaw	393	147	56	91	96	3	37.4	14.2	23.2	24.4	.8
74 St. Clair	289	89	66	102	29	3	30.8	22.8	35.3	10.0	1.0
75 St. Joseph	98	27	40	31			27.6	40.8	31.6		
76 Sanilac	35	6	10	18	1		17.1	28.6	51.4	2.9	
77 Schoolcraft	13	1	6	6			7.7	46.2	46.2		
78 Shiawassee	71	26	6	33	6		36.6	8.5	46.5	8.5	
79 Tuscola	65	25	6	27	6	1	38.5	9.2	41.5	9.2	1.5
80 Van Buren	132	37	43	42	8	2	28.0	32.6	31.8	6.1	1.5
83 Wexford	52	19	3	28	2		36.5	5.8	53.8	3.8	

¹ Includes HYTA Prison

² Includes Delayed and Suspended Sentences, HYTA Probation, and SAI Probation.

³ Includes Restitution, Fines, Costs, Community Service and DHS sentences.

SOURCE: OMNI Court Disposition Extracts

A2

2005 Criminal Court Dispositions by Offense and Type of Disposition – All Offenses

Page 1 of 31

			DISPOSITIONS					
Compiled Laws	Offense	Max. Penalty	Total	Prison ¹	Jail	Jail/ Probation ²	Probation ²	Other ³
GRAND TOTAL			79,864	19,765	17,090	22,044	20,243	722
%				25%	21%	28%	25%	1%
VIOLATIONS			70,196	18,889	14,853	19,333	16,524	597
ATTEMPTS			9,668	876	2,237	2,711	3,719	125
15.327	Contracts of Public Servants w/ Public Entities-Violations	MISD ATTEMPTS	1		1			
28.2143-B	Lein Info. - Unauthorized Disclosure 2nd+ Offense	4 ATTEMPTS	1				1	
28.243A	Fingerprinting - Refusal	MISD ATTEMPTS	9		7		1	1
28.293	State ID Card - False Application	15 ATTEMPTS	1				1	
28.2931	State ID Card - False Application	5 ATTEMPTS	7		3	1	3	
			2		1			1
28.2951A	State ID Card - Alter/Forge/Use to Commit Felony	10 ATTEMPTS	1		1		1	
			2			1		
28.2951A-A	State ID Card - Alter/Forge/Use to Commit Felony	10 ATTEMPTS	1		1			
28.2951B-A	State ID Card - Alter/Forge/Use to Commit Felony or Misdemeanor	5 ATTEMPTS	1		1			
28.2952	State ID Card - Used w/o Permission	5 ATTEMPTS	1				1	
28.2953	State ID Card - Use Stolen Card to Commit Felony	VAR ATTEMPTS	2		1	1		
28.425K2A	Weapons - Pistols, Carrying Concealed While Under the Influence	MISD ATTEMPTS	3			1	2	
28.5953-A	State ID Card - Counterfeit/Forged, Possession	MISD ATTEMPTS	1		1			
28.729	Sex Offender - Fail to Register	4 ATTEMPTS	277	48	103	78	44	4
			86	2	39	10	26	9
28.7291A	Sex Offender - Fail to Register	4 ATTEMPTS	8		1	5	1	1
			8		2	5	1	
28.7291B	Sex Offender - Fail to Register, 2nd Offense	7 ATTEMPTS	8	4	2	1	1	
28.7292	Sex Offenders - Failure to Comply w/ Duties	MISD ATTEMPTS	18		12	5	1	
28.7293	Sex Offender - Fail to Sign Registration	MISD ATTEMPTS	1				1	
125.1523	State Construction Code Violation	MISD ATTEMPTS	3				3	
168.932AB	Election Law - Use False Name to Vote	4 ATTEMPTS	1			1		
205.271A	Taxes - Fail to File/False Return	5 ATTEMPTS	8		1	1	5	1
			1			1		
205.271B	Taxes - Aid & Abet Tax Evasion File False Returns	5 ATTEMPTS	7	4	3			
205.271C	Taxes - Make/Permit False Returns	5 ATTEMPTS	2		1	1		
205.274	Taxes - General Violations	MISD ATTEMPTS	7		7			
205.4282	Tobacco Products Tax Act Violation Felony	5 ATTEMPTS	4				4	
			5		1		4	

NOTE: Be sure to check for related offense codes when examining a particular type of crime. They may or may not be in sequential order or even on the same page. Offenders may have multiple dispositions.

A2

2005 Criminal Court Dispositions by Offense and Type of Disposition – All Offenses

Page 2 of 31

			DISPOSITIONS					
Compiled Laws	Offense	Max. Penalty	Total	Prison ¹	Jail	Jail/ Probation ²	Probation ²	Other ³
GRAND TOTAL			79,864	19,765	17,090	22,044	20,243	722
%				25%	21%	28%	25%	1%
VIOLATIONS			70,196	18,889	14,853	19,333	16,524	597
ATTEMPTS			9,668	876	2,237	2,711	3,719	125
205.4283	Tobacco Products Tax Act Violations Misdemeanor	1 ATTEMPTS	3				2	1
205.4284	Tobacco Products Tax Act Violations	MISD ATTEMPTS	1				1	
257.135321	Used Car Part Dealer - Fail to Record Material Matter - 1st	MISD ATTEMPTS	1				1	
257.1355B	Used Car Parts Dealer - Falsify Record	2 ATTEMPTS	2				2	
257.215	Operating - Unregistered Vehicle	MISD ATTEMPTS	4		3	1		
257.2171	Title Applications - Omitting Information	MISD ATTEMPTS	1				1	
257.22559	Improper Use of License Plates	MISD ATTEMPTS	1				1	
257.233A6	Motor Vehicles - Odometer Tampering	5 ATTEMPTS	4		2		2	
257.254	Motor Vehicle Code - Intent to Pass False Title	10 ATTEMPTS	79	7	15	30	26	1
257.2551	License Plates - Commercial Vehicle Expired/None	MISD ATTEMPTS	5	1	2	1	1	1
257.256	License Plate/Registration/Title Unlawful Use	MISD ATTEMPTS	67	1	46	9	7	4
257.257	License Documents/Plates - Forgery	5 ATTEMPTS	51	5	11	9	20	6
257.2572	License Documents/Plates - Forgery - 2nd Offense	7 ATTEMPTS	39		4	8	25	2
257.2572	License Documents/Plates - Forgery - 2nd Offense	7 ATTEMPTS	1				1	
257.2573	License Documents/Plates - Forgery - 3rd+ Offense	15 ATTEMPTS	1		1			
257.301	Operating - No/Multiple Licenses	MISD ATTEMPTS	51	1	34	8	5	3
257.3096	Driver's License - Corrupt an Examining Officer	5 ATTEMPTS	1		1			
257.31010	Driver's License - Forged, Possession	MISD ATTEMPTS	5		2	1	1	1
257.3103B	Driver's License - Forgery/Use to Commit < 1 Yr Offense	VAR ATTEMPTS	1				1	
257.3107A	Driver's License - Forge w/ Intent to Commit Crime Max 10 Yrs+	10 ATTEMPTS	14	4	1	4	5	
257.3107B	Driver's License - Forge w/ Intent to Commit Crime Max 6mos-<10 yrs	5 ATTEMPTS	2				2	
257.3107B	Driver's License - Forge w/ Intent to Commit Crime Max 6mos-<10 yrs	5 ATTEMPTS	1			1		
257.3109	Driver's License - Forged, Possession of 2 or More	5 ATTEMPTS	2		1	1		
257.311	Operate w/o License	MISD ATTEMPTS	2				2	
257.311	Operate w/o License	MISD ATTEMPTS	52		33	9	6	4
257.312	Operate w/Restricted License	MISD ATTEMPTS	41		24	6	8	3
257.312A	Operating - Motorcycles/Mopeds w/o Indorsement	MISD ATTEMPTS	3		2		1	

NOTE: Be sure to check for related offense codes when examining a particular type of crime. They may or may not be in sequential order or even on the same page. Offenders may have multiple dispositions.

A2

2005 Criminal Court Dispositions by Offense and Type of Disposition — All Offenses

Page 3 of 31

			DISPOSITIONS					
Compiled Laws	Offense	Max. Penalty	Total	Prison ¹	Jail	Jail/ Probation ²	Probation ²	Other ³
	GRAND TOTAL		79,864	19,765	17,090	22,044	20,243	722
	%			25%	21%	28%	25%	1%
	VIOLATIONS		70,196	18,889	14,853	19,333	16,524	597
	ATTEMPTS		9,668	876	2,237	2,711	3,719	125
257.324	Operate w/Forged/Altered License/ False ID	MISD ATTEMPTS	87 1	3	72 1	7	3	2
257.328	Motor Vehicle Code - Producing False Evidence of Insurance	MISD ATTEMPTS	4				4	
257.3291	Insurance Certificates - Possess/ Sale of Stolen/Counterfeit	5 ATTEMPTS	17 5		1	2 1	13 4	1
257.602	Police Officer - Refuse to Obey Traffic Order	MISD ATTEMPTS	7		2	3	2	
257.602A	Police Officer - Flee (Vehicle Code)	15 ATTEMPTS	3 2		1	1 2	1	
257.602A2	Police Officer - Flee - 4th Degree (Vehicle Code)	2 ATTEMPTS	388 34	54	112 17	134 9	83 7	5 1
257.602A3	Police Officer - Flee - 3rd Degree (Vehicle Code)	4 ATTEMPTS	8 1	2	1	1	4 1	
257.602A3-A	Police Officer - Flee - 3rd Degree (Vehicle Code)	5 ATTEMPTS	805 53	248 4	155 13	207 16	195 20	
257.602A4-A	Police Officer - Flee - 2nd Degree (Vehicle Code)	10 ATTEMPTS	47 2	33 2		6	8	
257.602A5	Police Officer - Flee - 1st Degree (Vehicle Code)	15 ATTEMPTS	1	1				
257.617	Fail to Stop at Accident - Serious Impairment/Death	5 ATTEMPTS	70	22	5	26	16	1
257.6173	Fail to Stop at Accident - At Fault Death Result	15 ATTEMPTS	12	10	1	1		
257.617A	Fail to Stop at Personal Injury Accident	1 ATTEMPTS	34		16	8	10	
257.618	Fail to Stop at Property Damage Accident (Attended Vehicle)	MISD ATTEMPTS	45 1	1	31	2 1	9	2
257.620	Fail to Stop after Collision	MISD ATTEMPTS	34	1	25	5	2	1
257.621	Failure to Report Accident to Fixtures	MISD ATTEMPTS	2	1	1			
257.622	Fail to Report Accident	MISD ATTEMPTS	14		10	1	1	2
257.624A	Alcohol - Open Container in Vehicle	MISD ATTEMPTS	109	2	66	15	18	8
257.624B1	Alcohol - Possession By Minor in Motor Vehicle	MISD ATTEMPTS	4		3		1	
257.625	Operating Vehicle Intoxicated	15 ATTEMPTS	2 2	1	1		1	1
257.6251	Operating Vehicle Intoxicated	15 ATTEMPTS	1 1		1		1	
257.6251-A	Operating Vehicle Intoxicated	MISD ATTEMPTS	637 18	17	271 4	180 3	154 11	15
257.62510B	Operating Vehicle Intoxicated - 2nd Offense	1 ATTEMPTS	40		15	18	7	
257.62510C	Operating Vehicle Intoxicated - 3rd Offense	1 ATTEMPTS	81	9	9	56	7	

NOTE: Be sure to check for related offense codes when examining a particular type of crime. They may or may not be in sequential order or even on the same page. Offenders may have multiple dispositions.

A2

2005 Criminal Court Dispositions by Offense and Type of Disposition – All Offenses

Page 4 of 31

			DISPOSITIONS					
Compiled Laws	Offense	Max. Penalty	Total	Prison ¹	Jail	Jail/ Probation ²	Probation ²	Other ³
	GRAND TOTAL		79,864	19,765	17,090	22,044	20,243	722
	%			25%	21%	28%	25%	1%
	VIOLATIONS		70,196	18,889	14,853	19,333	16,524	597
	ATTEMPTS		9,668	876	2,237	2,711	3,719	125
257.6253A	Operate - Impaired	MISD	126	3	57	32	26	8
	ATTEMPTS		5		1	3		1
257.6254	Operating Vehicle Intoxicated, Causing Death	15 ATTEMPTS	72	57		13	2	
			3	3				
257.6254A	Operating Vehicle Intoxicated, Causing Death	15 ATTEMPTS	5	3		1	1	
257.6255	Operating Vehicle Intoxicated, Causing Incapacitating Injury	5 ATTEMPTS	2	1			1	
257.6255-A	Operating Vehicle Intoxicated, Causing Serious Injury	5 ATTEMPTS	149	50	4	75	20	
			4			4		
257.6256	Operating Vehicle Intoxicated, Impaired - 3rd Felony	5 ATTEMPTS	2		2			1
			1					
257.6256-A	Minor Operating Vehicle, w/ Any Blood Alcohol Content	MISD ATTEMPTS	28		5	9	10	4
257.6256B	Operating Vehicle Intoxicated, Contr. Sub. - 2nd Offense	1 ATTEMPTS	285	3	107	122	51	2
			4			2	2	
257.6256D	Operating Vehicle Intoxicated, Contr. Sub. - 3rd Offense	5 ATTEMPTS	2,956	776	321	1,686	171	2
			5	1	1	2	1	
257.6257A1	Operating Vehicle Intoxicated, w/ Occupant <16	1 ATTEMPTS	40		11	21	8	
			1				1	
257.6257A2	Operating Vehicle Intoxicated, w/ Occupant <16 - 2nd+ Offense	5 ATTEMPTS	92	5	8	76	3	
			1				1	
257.6257B2	Operating Vehicle Intoxicated, Minor w/ Any BAC, Occupant <16 - 2nd Offense	MISD ATTEMPTS	1			1		
257.6258	Operating Vehicle, w/ Presence of Controlled Substance	MISD ATTEMPTS	49		25	9	13	2
257.6259C	Allow Intoxicated Person to Operate, Cause Serious Injury	2 ATTEMPTS	1		1			
257.625B	OUIL	5 ATTEMPTS	12		6	3		3
257.626	Driving - Reckless	MISD ATTEMPTS	79	2	35	13	22	7
			1				1	
257.626C	Driving - Felonious	2 ATTEMPTS	34	4	2	19	9	
			3			3		
257.653A2	Passing EMS - Misd.	MISD ATTEMPTS	2		1			1
257.653A3	Emergency Vehicle - Careless Passing Injury Result	2 ATTEMPTS	2		1	1		
257.903	Motor Vehicle Code, False Certification	5 ATTEMPTS	45	6	7	18	13	1
			7		4		2	1
257.9032	Motor Vehicle Code, False Certification - 2nd Offense	7 ATTEMPTS	1			1		
257.904	Operate - License Suspended/Revoked/ Denied	15 ATTEMPTS	23	1	13	6	2	1
			1				1	
257.9041B	Operate - Allow Suspended/Revoked/ Denied to Operate	MISD ATTEMPTS	702	9	447	114	100	32
			3		1		2	
257.9041C	Operate - Allow Suspended/Revoked/ Denied to Operate - 2nd+ Offense	1 ATTEMPTS	668	16	470	113	54	15
			1		1			

NOTE: Be sure to check for related offense codes when examining a particular type of crime. They may or may not be in sequential order or even on the same page. Offenders may have multiple dispositions.

A2

2005 Criminal Court Dispositions by Offense and Type of Disposition — All Offenses

Page 5 of 31

			DISPOSITIONS					
Compiled Laws	Offense	Max. Penalty	Total	Prison ¹	Jail	Jail/ Probation ²	Probation ²	Other ³
GRAND TOTAL			79,864	19,765	17,090	22,044	20,243	722
%				25%	21%	28%	25%	1%
VIOLATIONS			70,196	18,889	14,853	19,333	16,524	597
ATTEMPTS			9,668	876	2,237	2,711	3,719	125
257.9044	Operate - License Susp./Rev./Denied, Causing Death	15 ATTEMPTS	15	15				
257.9045	Operate - License Susp./Rev./Denied, Causing Serious Injury	5 ATTEMPTS	28	13	1	10	4	
257.904A	Operating - No License for 3 Years	MISD ATTEMPTS	5		4	1		
257.904E	Motor Vehicle - Immobilization - Violations	MISD ATTEMPTS	1				1	
259.183	Aircraft - Unlawful Tampering, Making Unsafe	5 ATTEMPTS	1				1	
259.80F2	Airports - Possessing Weapon in Sterile Area	MISD ATTEMPTS	2		1			1
287.3232	Dangerous Animal, Causing Serious Injury	4 ATTEMPTS	1			1		
289.51072	Food Law - Felony Violations	4 ATTEMPTS	2		1		1	
324.1608	Resist/Obstruct Conservation Officers	2 ATTEMPTS	2			1	1	
324.31152A	Water Resources Protection Violation	2 ATTEMPTS	2				2	
324.401131	Wildlife Conservation Part - Using Artificial Light/Weapon	MISD ATTEMPTS	1		1			
324.401181	Wildlife Conservation Part - General Violations	MISD ATTEMPTS	1					1
324.401183	Wildlife Conservation Part - Taking Deer/Bear/Turkeys	MISD ATTEMPTS	4		2	1	1	
324.41105	Fish & Game - Order/Rule Violation	MISD ATTEMPTS	1				1	
324.435161	Hunting and Fishing License Part - Displaying License	MISD ATTEMPTS	1					1
324.43521	Hunting/Fishing w/o License	MISD ATTEMPTS	1				1	
324.435261	Hunting & Fishing License Part - Hunting Deer w/o License	MISD ATTEMPTS	1		1			
324.435585	Hunt/Fish License Part-Hunt/Possess Game Ineligible for License	MISD ATTEMPTS	1		1			
324.51510	Fires - Willfully Set Forests	10 ATTEMPTS	1			1		
324.731021	Trespass, Recreational Trespass Law	MISD ATTEMPTS	2		2			
324.80173	Marine Safety, Felonious Operation	2 ATTEMPTS	1	1				
324.801761	Marine Safety, OUIL Per Se	MISD ATTEMPTS	1		1			
324.801763	Marine Safety, OWI	MISD ATTEMPTS	1		1			
324.801765	Marine Safety, Operating Under Influence, Serious Injury	5 ATTEMPTS	2			2		

NOTE: Be sure to check for related offense codes when examining a particular type of crime. They may or may not be in sequential order or even on the same page. Offenders may have multiple dispositions.

A2

2005 Criminal Court Dispositions by Offense and Type of Disposition – All Offenses

Page 6 of 31

			DISPOSITIONS					
Compiled Laws	Offense	Max. Penalty	Total	Prison ¹	Jail	Jail/ Probation ²	Probation ²	Other ³
GRAND TOTAL			79,864	19,765	17,090	22,044	20,243	722
%				25%	21%	28%	25%	1%
VIOLATIONS			70,196	18,889	14,853	19,333	16,524	597
ATTEMPTS			9,668	876	2,237	2,711	3,719	125
324.802081	Personal Watercraft - Reckless Operation	MISD ATTEMPTS	1				1	
324.811351	ORV - Impaired	MISD ATTEMPTS	1		1			
324.81140A2A	ORV - Operate, License Suspended/Revoked	MISD ATTEMPTS	2		1		1	
324.82119	Snowmobiles - Operation on Highway	MISD ATTEMPTS	2		1	1		
324.821271	Snowmobiles - OUIL - Misd.	MISD ATTEMPTS	1		1			
324.82147A2	Snowmobiles - Operating - License Suspended Revoked	MISD ATTEMPTS	1		1			
324.8903	Littering - Objects in Path of Vehicle	MISD ATTEMPTS	7		2		5	
324.89052	Litter - Infectious Waste	2 ATTEMPTS	1		1			
333.12715	Water Wells - Order Violations	MISD ATTEMPTS	1					1
333.13102	Body Art Facility- Tatoo/Piercing/Brandi on Minor or Intoxicated	MISD ATTEMPTS	1		1			
333.16294	Health Profession - Unauthorized Practice Felony	4 ATTEMPTS	4	1			3	
333.16296A	Health Profession - Unauthorized Use of Title	MISD ATTEMPTS	3			3		
333.17766	Contr. Sub. - Drugs, Obtain by False Rx	MISD ATTEMPTS	2		1		1	
333.17766B	Contr. Sub. - Drugs, Obtain by False Representation	MISD ATTEMPTS	3		2	1		
333.17766C	Contr. Sub. - Drugs, Falsely Make/Utter/Publish/Pass/Alter/Forge Rx	2 ATTEMPTS	3				3	
333.17766C1	Contr. Sub. - Ephedrine/Pseudoephedrine Posses >12 grams	2 ATTEMPTS	16	3	6	3	4	
333.17766D	Contr. Sub. - Drugs, Knowingly Posses False/Forged/Altered Rx	MISD ATTEMPTS	1		1			
333.17766E	Contr. Sub. - Drugs, Knowingly Attempts to Possess False/Forged/Altered Rx	MISD ATTEMPTS	2		1		1	
333.17766F	Contr. Sub. - Drugs, Possess/Control Rx for Purpose of Resale/Dispensory	MISD ATTEMPTS	3		1		2	
333.5210	AIDS - Sexual Penetration w/ Uninformed Partner	4 ATTEMPTS	1			1		
333.73413	Contr. Sub. - Imitation Mfg/ Distribution	2 ATTEMPTS	3		1		2	
333.7401	Contr. Sub. - Delivery/Manufacture	LIFE ATTEMPTS	138	24	54	28	32	
333.74011	Contr. Sub. - Del/Mfg/Possess	LIFE ATTEMPTS	6		3	1	2	
333.74012A	Contr. Sub. - Del/Mfg (Narcotic or Cocaine)	LIFE ATTEMPTS	3		1		2	
			1		1			
			13		12		1	
			3		2	1		

NOTE: Be sure to check for related offense codes when examining a particular type of crime. They may or may not be in sequential order or even on the same page. Offenders may have multiple dispositions.

A2

2005 Criminal Court Dispositions by Offense and Type of Disposition — All Offenses

Page 7 of 31

			DISPOSITIONS					
Compiled Laws	Offense	Max. Penalty	Total	Prison ¹	Jail	Jail/ Probation ²	Probation ²	Other ³
GRAND TOTAL			79,864	19,765	17,090	22,044	20,243	722
%				25%	21%	28%	25%	1%
VIOLATIONS			70,196	18,889	14,853	19,333	16,524	597
ATTEMPTS			9,668	876	2,237	2,711	3,719	125
333.74012A1	Contr. Sub. - Del/Mfg 1,000+ Grams (Narc. or Cocaine)	LIFE ATTEMPTS	22	22				
333.74012A2	Contr. Sub. - Del/Mfg 450 - 999 Grams (Narc. or Cocaine)	30 ATTEMPTS	28	27			1	
333.74012A3	Contr. Sub. - Del/Mfg 50 - 449 Grams (Narc. or Cocaine)	20 ATTEMPTS	174	148	3	11	12	
			7	3	2		2	
333.74012A4	Contr. Sub. - Del/Mfg Under 50 Grams (Narc. or Cocaine)	20 ATTEMPTS	2,937	903	564	814	651	5
			857	59	201	209	385	3
333.74012B	Contr. Sub. - Del/Mfg (Sched. 1-3), Meth/Ecstasy	20 ATTEMPTS	5	1	4			
			1	1				
333.74012B-A	Contr. Sub. - Del/Mfg (Sched. 1-3), Except Marijuana	7 ATTEMPTS	227	26	45	71	84	1
			19	1	1	9	7	1
333.74012B-B	Contr. Sub. - Del/Mfg (Subs added Sched. 1-3 by Rule)	7 ATTEMPTS	5	1	4			
333.74012B1	Contr. Sub. - Del/Mfg Meth/Ecstasy	20 ATTEMPTS	241	164	6	37	34	
			15	4	1	2	7	1
333.74012C-A	Contr. Sub. - Del/Mfg (Sched. 4)	4 ATTEMPTS	47	5	9	20	13	
			2		1		1	
333.74012C-B	Contr. Sub. - Del/Mfg (Added to Sched. 4 by Board Rule)	4 ATTEMPTS	8		1	2	5	
			3				3	
333.74012D	Contr. Sub. - Del/Mfg (Sched. 5)	2 ATTEMPTS	8	1	3		4	
			1				1	
333.74012D1	Contr. Sub. - Del/Mfg 45 or More Kilograms Marijuana	15 ATTEMPTS	41	18	14	6	3	
333.74012D2	Contr. Sub. - Del/Mfg 5 to <45 Kilograms Marijuana	7 ATTEMPTS	136	4	38	47	47	
			4		1	1	2	
333.74012D3	Contr. Sub. - Del/Mfg Marijuana	4 ATTEMPTS	2,945	303	577	1,020	1,032	13
			404	5	98	103	196	2
333.74012F	Prescription Forms - Del/Mfg/Intent	7 ATTEMPTS	15	1	1	6	7	
			3		1		1	1
333.7401B3A	Contr. Sub. - Del/Mfg GBL	7 ATTEMPTS	1	1				
333.7401C2A	Contr. Sub. - Operate/Maintain Lab	10 ATTEMPTS	148	40	33	59	15	1
			7		3	4		
333.7401C2B	Contr. Sub. - Operate/Maintain Lab Near Minor	20 ATTEMPTS	1	1				
333.7401C2C	Contr. Sub. - Operate/Maintain Lab Involving Hazardous Waste	20 ATTEMPTS	19	14		4	1	
333.7401C2D	Contr. Sub. - Operate/Maintain Lab Near Specified Places	20 ATTEMPTS	33	22		5	6	
			3	1		2		
333.7401C2F	Contr. Sub. - Operate/Maintain Lab Involving Meth	20 ATTEMPTS	140	77	5	25	33	
			12	3		5	4	
333.74022A	Contr. Sub. - Create/Del./Intent Counterfeit (Narcotic)	10 ATTEMPTS	5	1	2	1	1	
333.74022B	Contr. Sub. - Create/Del./Intent Counterfeit (Sched. 1-3)	5 ATTEMPTS	5	1	1		3	
			2			2		
333.74022E	Contr. Sub. - Create/Deliver Analogue	15 ATTEMPTS	11	2		3	6	

NOTE: Be sure to check for related offense codes when examining a particular type of crime. They may or may not be in sequential order or even on the same page. Offenders may have multiple dispositions.

A2

2005 Criminal Court Dispositions by Offense and Type of Disposition – All Offenses

Page 8 of 31

			DISPOSITIONS					
Compiled Laws	Offense	Max. Penalty	Total	Prison ¹	Jail	Jail/ Probation ²	Probation ²	Other ³
GRAND TOTAL			79,864	19,765	17,090	22,044	20,243	722
%				25%	21%	28%	25%	1%
VIOLATIONS			70,196	18,889	14,853	19,333	16,524	597
ATTEMPTS			9,668	876	2,237	2,711	3,719	125
333.7403	Contr. Sub. - Possess Marijuana	LIFE	1		1			
		ATTEMPTS						
333.74032A	Contr. Sub. - Possess	LIFE	2		1		1	
		ATTEMPTS	1				1	
333.74032A1	Contr. Sub. - Possess 1,000+ Grams (Narcotic)	LIFE	1	1				
		ATTEMPTS						
333.74032A2	Contr. Sub. - Possess 450 - 999 Grams (Narcotic)	30	1	1				
		ATTEMPTS						
333.74032A3	Contr. Sub. - Possess 50 - 449 Grams (Narcotic)	20	22	19	1	2		
		ATTEMPTS	3	1		2		
333.74032A4	Contr. Sub. - Possess 25 - 49 Grams (Narcotic)	4	44	5	11	13	13	2
		ATTEMPTS	2		1	1		
333.74032A5	Contr. Sub. - Possess <25 Grams (Narcotic)	4	5,867	546	1,735	1,600	1,958	28
		ATTEMPTS	688	9	189	170	315	5
333.74032B	Contr. Sub. - Possess Analogues/Sched. 1-4	2	17		4		13	
		ATTEMPTS	1				1	
333.74032B-A	Contr. Sub. - Possess Analogues/Sched. 1-4	2	631	34	118	189	286	4
		ATTEMPTS	31		8	8	15	
333.74032B-B	Contr. Sub. - Possess Analogues/Sched. 1-4	2	50	5	9	17	19	
		ATTEMPTS	4				4	
333.74032B1	Contr. Sub. - Possess Methamphetamine	10	701	135	122	233	207	4
		ATTEMPTS	55	6	10	24	14	1
333.74032C-A	Contr. Sub. - Possess Sched. 5	1	13	1	1	4	7	
		ATTEMPTS						
333.74032D	Contr. Sub. - Possess Marijuana	1	1,684	44	646	439	512	43
		ATTEMPTS	5		1	1	3	
333.74032E	Prescription Forms - Possession	MISD	2		1		1	
		ATTEMPTS						
333.74032F	Prescription Forms - Possession	MISD	7		4		3	
		ATTEMPTS						
333.74042	Controlled Substance - Possession	MISD	2		1		1	
		ATTEMPTS						
333.74042A	Contr. Sub. - Use (Narcotic/Cocaine/Meth/Ecstasy)	1	200	13	87	34	53	13
		ATTEMPTS	1		1			
333.74042B	Contr. Sub. - Use	1	70		17	13	39	1
		ATTEMPTS	2		1		1	
333.74042D	Contr. Sub. - Use of Marijuana	MISD	20		8	3	7	2
		ATTEMPTS	1			1		
333.7405	Contr. Sub. - License Violations	2	1				1	
		ATTEMPTS						
333.7405A	Contr. Sub. - Licensee, Prescription Violations	2	1				1	
		ATTEMPTS						
333.7405D	Contr. Sub. - Maintain Drug House	2	749	71	180	220	268	10
		ATTEMPTS	18	1	6	3	7	1
333.7405E	Contr. Sub. - Maintain Drug House	2	2			1	1	
		ATTEMPTS						
333.74071A	Contr. Sub. - Licensee Distribute w/o Order Form	4	2				2	
		ATTEMPTS						

NOTE: Be sure to check for related offense codes when examining a particular type of crime. They may or may not be in sequential order or even on the same page. Offenders may have multiple dispositions.

A2

2005 Criminal Court Dispositions by Offense and Type of Disposition – All Offenses

Page 9 of 31

				DISPOSITIONS					
Compiled Laws		Offense	Max. Penalty	Total	Prison ¹	Jail	Jail/ Probation ²	Probation ²	Other ³
GRAND TOTAL				79,864	19,765	17,090	22,044	20,243	722
%					25%	21%	28%	25%	1%
VIOLATIONS				70,196	18,889	14,853	19,333	16,524	597
ATTEMPTS				9,668	876	2,237	2,711	3,719	125
333.74071C	Contr. Sub. - Obtain by Fraud		4	210	18	27	64	100	1
		ATTEMPTS		86	1	12	20	52	1
333.74071G	Contr. Sub. - Counterfeit Prescription Form		4	10	3		3	4	
		ATTEMPTS		2	1		1		
333.7407A-A	Contr. Sub. - Induce Person to Commit Felony		LIFE	1		1			
		ATTEMPTS							
333.7407A1-A	Contr. Sub. - Attempt Felony		LIFE	26	8	6	2	10	
		ATTEMPTS		6	1	1	2	2	
333.7407AA	Contr. Sub. - Inducing Person to Violate - Life Felony		VAR	2		1		1	
		ATTEMPTS							
333.74101-A	Contr. Sub. - Deliver to Minor <50 Grams (Narcotic/Cocaine)		40	7	7				
		ATTEMPTS							
333.74101-D	Contr. Sub. - Delivery to Minor, Sched. 4 and Marijuana		8	12	5	2	5		
		ATTEMPTS		1				1	
333.74102	Contr. Sub. - Distribution w/o Remuneration (Marijuana)		60	5		1	2	1	1
		ATTEMPTS							
333.74102-A	Contr. Sub. - Deliver <50 Grams, School Prop. (Narc/Cocaine)		60	11	11				
		ATTEMPTS							
333.74103	Contr. Sub. - Intent Deliver <50 Grams, School Prop (Narc.)		40	8	4	1	1	2	
		ATTEMPTS							
333.74104-A	Contr. Sub. - Possess on School/Library Prop. (Narc./Coc.) <25 Grams		8	3		1	2		
		ATTEMPTS							
333.74104-B	Contr. Sub. - Possess on School/Library Property (Sched.1-4)		4	1		1			
		ATTEMPTS							
333.74104-D	Contr. Sub. - Possess Marijuana, on School/Library Property		2	18		4	5	9	
		ATTEMPTS							
333.74132	Contr. Sub. - 2nd+ Offense - Double Penalty		VAR	45	3	22	14	6	
		ATTEMPTS							
333.7454	Contr. Sub. - Sale of Paraphernalia		MISD	2		1		1	
		ATTEMPTS							
335.06	Contr. Sub. - Sale/Mfg/Distribute Marijuana		4	1		1			
		ATTEMPTS							
335.07	Marihuana, Possession		MISD	2		2			
		ATTEMPTS							
338.823-A	Private Detectives - No License		4	1				1	
		ATTEMPTS							
339.6013	Occupational Code - Performing Occupation w/o License - 1st Offense		MISD	7	1	1	4		1
		ATTEMPTS		1					1
339.6014	Occupational Code - Performing Occupation w/o License - 2nd Offense		MISD	3		1		2	
		ATTEMPTS							
400.60	Fraud - Welfare		4	1		1			
		ATTEMPTS							
400.601-A	Fraud - Welfare, \$500 or Less		4	8		4	1	3	
		ATTEMPTS							
400.601-B	Fraud - Welfare, Over \$500		4	20		1	4	14	1
		ATTEMPTS		13		3	1	9	
400.602	Fraud - Welfare, Failure to Inform		4	1				1	
		ATTEMPTS							

NOTE: Be sure to check for related offense codes when examining a particular type of crime. They may or may not be in sequential order or even on the same page. Offenders may have multiple dispositions.

A2

2005 Criminal Court Dispositions by Offense and Type of Disposition – All Offenses

Page 10 of 31

			DISPOSITIONS					
Compiled Laws	Offense	Max. Penalty	Total	Prison ¹	Jail	Jail/ Probation ²	Probation ²	Other ³
GRAND TOTAL			79,864	19,765	17,090	22,044	20,243	722
%				25%	21%	28%	25%	1%
VIOLATIONS			70,196	18,889	14,853	19,333	16,524	597
ATTEMPTS			9,668	876	2,237	2,711	3,719	125
400.602-A	Fraud - Welfare, Failure to Inform, \$500 or Less	MISD ATTEMPTS	4		1		3	
400.602-B	Fraud - Welfare, Failure to Inform, Over \$500	4 ATTEMPTS	1			1		
400.6031	Medicaid Fraud - False Statement in Benefit Application	4 ATTEMPTS	270	1	7	8	254	
400.6033	Medicaid Fraud - Conceal Information	4 ATTEMPTS	20		3	3	13	1
400.6071	Medicaid Fraud - False Claim	4 ATTEMPTS	1				1	
432.2181	Gambling Operations - Felony Violations	10 ATTEMPTS	1				1	
432.2182	Gambling Activities - Felony Violations	10 ATTEMPTS	5		2	1	1	
432.30	Lottery - Forge/Counterfeit Ticket	5 ATTEMPTS	5		1	2	2	
436.16131	Alcohol - Furnishing Place for Consideration (1 Yr Felony)	MISD ATTEMPTS	1			1		
436.17011-A	Alcohol - Sell/Furnish to Minor	MISD ATTEMPTS	4				4	
436.17011-B	Alcohol - Sell/Furnish to Minor	MISD ATTEMPTS	25	1	17	4	1	2
436.17031A	Alcohol - Purchase/Consume/ Possess by Minor	MISD ATTEMPTS	1		1			
436.17031B	Alcohol - Purchase/Consume/ Possess by Minor - 2nd Offense	MISD ATTEMPTS	65		15	16	11	23
436.17031C	Alcohol - Purchase/Consume/ Possess by Minor - 3rd+ Offense	MISD ATTEMPTS	6		3		1	2
436.17032A	Alcohol - Use of Fraudulent Identification by Minor	MISD ATTEMPTS	4				1	3
445.65	Identity Theft	5 ATTEMPTS	1				1	
445.67	Identity Theft - Obtain/Possess/ Transfer ID w/Intent	5 ATTEMPTS	75	12	5	33	24	1
462.273	Trains - Trespass on Tracks	MISD ATTEMPTS	6		1	1	4	
484.16052	Emergency 911 Service, Unauthorized	MISD ATTEMPTS	12	5	1	3	3	
500.3102	Motor Vehicle - Operating w/o Security	MISD ATTEMPTS	1				1	
500.45111	Insurance - Fraudulent Acts	4 ATTEMPTS	1				1	
500.45112	Insurance Fraud - Conspiracies	10 ATTEMPTS	25		14	4	5	2
570.111010C	Contractor - False Sworn Statements, \$1K - <\$20K	5 ATTEMPTS	62	11	9	10	32	
570.111010D1	Contractor - False Sworn Statements, \$20K or More	10 ATTEMPTS	7			1	6	
			1			1	2	1
			1				1	

NOTE: Be sure to check for related offense codes when examining a particular type of crime. They may or may not be in sequential order or even on the same page. Offenders may have multiple dispositions.

A2

2005 Criminal Court Dispositions by Offense and Type of Disposition – All Offenses

Page 11 of 31

			DISPOSITIONS					
Compiled Laws	Offense	Max. Penalty	Total	Prison ¹	Jail	Jail/ Probation ²	Probation ²	Other ³
	GRAND TOTAL		79,864	19,765	17,090	22,044	20,243	722
	%			25%	21%	28%	25%	1%
	VIOLATIONS		70,196	18,889	14,853	19,333	16,524	597
	ATTEMPTS		9,668	876	2,237	2,711	3,719	125
570.152	Contractor - Fraudulent Use of Building Contract Fund	3 ATTEMPTS	26	2	6	7	11	
600.1701	Contempt of Court	MISD ATTEMPTS	1		1	2		
600.2907A2	Real Property - Encumber w/o Lawful Cause	3 ATTEMPTS	1		1			
722.642	Tobacco - Possession/Use by Minor	MISD ATTEMPTS	7		1		2	4
722.675	Distribute Obscene Matter to Children	2 ATTEMPTS	11	5		4	2	
750.10A	Sexually Delinquent Person	LIFE ATTEMPTS	14		6	6	2	
750.110	Breaking & Entering - Bldg. w/Intent	15 ATTEMPTS	6	5	1			
750.110-A	Breaking & Entering - Unoccupied Bldg. w/Intent	10 ATTEMPTS	1,964	719	242	672	326	5
750.110-B	Breaking & Entering - Occupied Bldg. w/Intent	15 ATTEMPTS	400	79	77	136	108	
750.110A2	Home Invasion - 1st Degree	20 ATTEMPTS	5		5			
750.110A3	Home Invasion - 2nd Degree	15 ATTEMPTS	3	1	2			
750.110A4	Home Invasion - 3rd Degree	5 ATTEMPTS	1		1			
750.111	Breaking & Entering - Entry w/o Breaking, w/Intent	5 ATTEMPTS	577	404	25	88	60	
750.113	Breaking & Entering - Coin Box	MISD ATTEMPTS	144	48	14	45	37	
750.115	Breaking & Entering - Illegal Entry w/o Owner's Permission/Denied	MISD ATTEMPTS	1,562	717	159	409	272	5
750.115A	Illegal Entry (w/o Owners Permission)	MISD ATTEMPTS	178	48	31	54	44	1
750.116	Burglar's Tools - Possess	10 ATTEMPTS	517	90	100	196	129	2
750.117	Public Officer - Bribery	4 ATTEMPTS	44	2	14	15	11	2
750.1227A	Witness - Bribe/Intimidate/Interfere	4 ATTEMPTS	132	37	18	43	34	
750.1227B	Witness - Bribe/Intimidate/Interfere	10 ATTEMPTS	13	1	4	5	3	
750.1227C	Witness - Intimidate/Threaten to Kill or Injure	15 ATTEMPTS	2		2			
750.1228	Witness - Retaliate Against	10 ATTEMPTS	11		7	1	3	
750.125	Bribery - Agents, Servants, Employees	MISD ATTEMPTS	106	3	55	13	35	
750.131	Check - Non-Sufficient Funds	2 ATTEMPTS	3		1	2		
			93	36	12	28	17	
			19		7	7	5	
			2			1	1	
			1			1		
			16	5	4	4	3	
			9	3	1	4	1	
			6	4		1	1	
			7	2	1	2	2	
			1			1		
			3	2	1			
			1	1				
			1			1		
			1				1	

NOTE: Be sure to check for related offense codes when examining a particular type of crime. They may or may not be in sequential order or even on the same page. Offenders may have multiple dispositions.

A2

2005 Criminal Court Dispositions by Offense and Type of Disposition – All Offenses

Page 12 of 31

			DISPOSITIONS					
Compiled Laws	Offense	Max. Penalty	Total	Prison ¹	Jail	Jail/ Probation ²	Probation ²	Other ³
GRAND TOTAL			79,864	19,765	17,090	22,044	20,243	722
%				25%	21%	28%	25%	1%
VIOLATIONS			70,196	18,889	14,853	19,333	16,524	597
ATTEMPTS			9,668	876	2,237	2,711	3,719	125
750.1313A1	Check - Non-Sufficient Funds, Less than \$100	MISD ATTEMPTS	10		4	2	3	1
750.1313B1	Check - Non-Sufficient Funds, \$100 - <\$500	1 ATTEMPTS	31		8	10	10	3
750.1313C	Check - Non-Sufficient Funds, \$500 or more	2 ATTEMPTS	100	15	10	35	39	1
750.131A	Check - No Account or Non-Sufficient Funds	2 ATTEMPTS	7			1	6	
750.131A1	Check - No Account	2 ATTEMPTS	9		2	1	6	
750.131A2	Check - Non-Sufficient Funds, Three w/in 10 days	2 ATTEMPTS	6		3	2	1	
750.136	Cruelty to Children	15 ATTEMPTS	496	57	133	187	109	10
750.136B2	Child Abuse - 1st Degree	15 ATTEMPTS	14		4	4	5	1
750.136B3	Child Abuse - 2nd Degree	4 ATTEMPTS	132	15	32	51	33	1
750.136B4	Child Abuse - 3rd Degree	2 ATTEMPTS	9		2	4	2	1
750.136B5	Child Abuse - 4th Degree	1 ATTEMPTS	2			1	1	
750.141A2	Drugs/Alcohol - Allowing Consumption by Minors	MISD ATTEMPTS	23	22		1		
750.143	Children - Exhibit Obscenity to	MISD ATTEMPTS	6	1		5		
750.145	Children - Contribute to Delinquency	MISD ATTEMPTS	87	15	22	32	17	1
750.145A	Accost/Solicit Child for Immoral Purposes	1 ATTEMPTS	14	2	3	5	4	
750.145A-A	Children - Accost for Immoral Purposes	4 ATTEMPTS	127	11	20	44	51	1
750.145C2	Child Sexually Abusive Activity	20 ATTEMPTS	4			3	1	
750.145C3	Child Sexually Abusive Activity, Promote or Distribute	7 ATTEMPTS	53		13	11	27	2
750.145C4	Child Sexually Abusive Material, Possess	4 ATTEMPTS	3		2	1		
750.145C4-A	Child Sexually Abusive Material, Possess	4 ATTEMPTS	2		2			
750.145D2B	Computer/Internet - Plan Crime w/ Other, Max 1 - <2 yrs	2 ATTEMPTS	71	2	28	15	22	4
750.145D2C	Computer/Internet - Plan Crime w/ Other, Max 2 - <4 yrs	4 ATTEMPTS	4	3	1			
750.145D2D	Computer/Internet - Plan Crime w/ Other, Max 4 - <10 yrs	10 ATTEMPTS	1	1				
750.145D2E	Computer/Internet - Plan Crime w/ Other, Max 10 - <15 yrs	15 ATTEMPTS	99	32	11	33	23	
			6	2		2	2	
			75	59	1	9	6	
			7	3	1	3		
			15	11		3	1	
			1			1		
			10	6		4		
			111	38	2	58	13	
			5			4	1	
			1				1	
			45	18	4	12	11	
			35	14	1	17	3	
			1			1		
			3	3				

NOTE: Be sure to check for related offense codes when examining a particular type of crime. They may or may not be in sequential order or even on the same page. Offenders may have multiple dispositions.

A2

2005 Criminal Court Dispositions by Offense and Type of Disposition – All Offenses

Page 13 of 31

			DISPOSITIONS					
Compiled Laws	Offense	Max. Penalty	Total	Prison ¹	Jail	Jail/ Probation ²	Probation ²	Other ³
	GRAND TOTAL		79,864	19,765	17,090	22,044	20,243	722
	%			25%	21%	28%	25%	1%
	VIOLATIONS		70,196	18,889	14,853	19,333	16,524	597
	ATTEMPTS		9,668	876	2,237	2,711	3,719	125
750.145D2F	Computer/Internet - Plan Crime w/ Other, Max 15+ yrs	20 ATTEMPTS	50	33		11	6	
750.145N2	Vulnerable Adult Abuse - 2nd Degree	4 ATTEMPTS	2			2		
750.145N3	Vulnerable Adult Abuse - 3rd Degree	2 ATTEMPTS	2	1			1	
750.147B	Ethnic Intimidation	2 ATTEMPTS	13	2	2	6	3	
750.157A	Compounding Offenses	5 ATTEMPTS	9	1	2	4	2	
750.157AB	Conspiracy - Gamble Illegally	5 ATTEMPTS	2			1	1	1
750.157B2	Homicide - Solicitation of Murder	LIFE ATTEMPTS	5	5				
750.157C	Minors - Induce to Commit Felony	VAR ATTEMPTS	1				1	
750.157N	Financial Transaction Device - Steal/Retain/Possess	4 ATTEMPTS	3	3				
750.157N1	Financial Transaction Device - Steal/Retain w/o Consent	4 ATTEMPTS	2		1	1		
750.157N2	Financial Transaction Device - Possess Fraudulent One	4 ATTEMPTS	1,056	165	231	278	379	3
750.157P	Financial Transaction Device - Possess w/Intent to Use/Sell	4 ATTEMPTS	97	9	23	28	37	
750.157Q	Financial Transaction Device - Illegal Sale/Use	4 ATTEMPTS	34		11	16	7	
750.157R	Financial Transaction Device - Forge/Alter/Counterfeit	4 ATTEMPTS	8			3	5	
750.157U	Financial Transaction Device - Overcharge	4 ATTEMPTS	132	17	33	36	44	2
750.157V	Financial Transaction Device - False ID	4 ATTEMPTS	16	1	5	3	7	
750.157W1A	Financial Trans. Device - Fraud Withdraw/Transfer, <\$200	MISD ATTEMPTS	265	50	49	79	87	
750.157W1C1	Financial Trans. Device - Fraud Withdraw/Transfer, \$1K - <\$20K	5 ATTEMPTS	30	1	4	13	12	
750.158	Sodomy	15 ATTEMPTS	3		2		1	
750.15911	Criminal Enterprise - Conduct	20 ATTEMPTS	2				2	
750.15912	Criminal Enterprise - Acquire/Maintain	20 ATTEMPTS	1					
750.15913	Criminal Enterprise - Racketeering Proceeds	20 ATTEMPTS	1		1	1		
750.160	Dead Bodies - Disinterment and Mutilation	10 ATTEMPTS	1					
750.161	Desertion/Abandon/Non-Support	3 ATTEMPTS	6	5	1			
			57	9	11	24	13	
			8	2	4	1	1	

NOTE: Be sure to check for related offense codes when examining a particular type of crime. They may or may not be in sequential order or even on the same page. Offenders may have multiple dispositions.

A2

2005 Criminal Court Dispositions by Offense and Type of Disposition — All Offenses

Page 14 of 31

			DISPOSITIONS					
Compiled Laws	Offense	Max. Penalty	Total	Prison ¹	Jail	Jail/ Probation ²	Probation ²	Other ³
GRAND TOTAL			79,864	19,765	17,090	22,044	20,243	722
%				25%	21%	28%	25%	1%
VIOLATIONS			70,196	18,889	14,853	19,333	16,524	597
ATTEMPTS			9,668	876	2,237	2,711	3,719	125
750.165	Child Support - Fail to Pay	4	915	87	73	326	426	3
		ATTEMPTS	337	16	29	71	220	1
750.167	Disorderly Person	MISD	1		1			
		ATTEMPTS						
750.1671A	Disorderly Person - Non-Support	MISD	21		4	4	9	4
		ATTEMPTS						
750.1671B	Disorderly Person - Common Prostitute	MISD	1		1			
		ATTEMPTS						
750.1671DA	Disorderly Person - Gambling	MISD	1		1			
		ATTEMPTS						
750.1671DB	Disorderly Person - Illegal Occupation	MISD	2		1			1
		ATTEMPTS						
750.1671E	Disorderly Person - Drunk	MISD	22		12	4	6	
		ATTEMPTS						
750.1671F	Disorderly Person - Obscene Conduct	MISD	6		4	1	1	
		ATTEMPTS						
750.1671H	Disorderly Person - Begging	MISD	1				1	
		ATTEMPTS						
750.1671J	Disorderly Person - Loitering about Illegal Business	MISD	9		4		4	1
		ATTEMPTS						
750.1671L	Disorderly Person - Jostling	MISD	11		5	1	2	3
		ATTEMPTS						
750.170	Disturbing the Peace	MISD	38		19	4	10	5
		ATTEMPTS						
750.174	Embezzle - Agent or Trustee	10	2		2			
		ATTEMPTS	1				1	
750.174-B	Embezzlement - Agent or Trustee, Over \$100	10	19	3	12	1		3
		ATTEMPTS	3	1		1	1	
750.1742	Embezzlement - Less Than \$200	MISD	6		4	1	1	
		ATTEMPTS						
750.1743A	Embezzle - Agent or Trustee \$200 - <\$1K	1	65	1	9	16	35	4
		ATTEMPTS						
750.1744A	Embezzle - Agent or Trustee, \$1K - <\$20K	5	479	45	36	150	247	1
		ATTEMPTS	98	4	6	32	56	
750.1744B	Embezzle - Agent or Trustee, \$200 - <\$1K - 2nd+ Offense	5	7	3	1	2	1	
		ATTEMPTS						
750.1745A	Embezzle - Agent or Trustee, \$20K - <\$50K	10	99	22	6	39	32	
		ATTEMPTS	17	1		5	11	
750.1745B	Embezzle - Agent or Trustee, \$1K - <\$20K - 3rd+ Offense	10	2	1			1	
		ATTEMPTS						
750.174A3A	Embezzlement - From Vulnerable Adult, \$200 - <\$1K	1	2			1	1	
		ATTEMPTS						
750.174A4A	Embezzlement - From Vulnerable Adult, \$1K - <\$20K	5	25	3		6	16	
		ATTEMPTS	2			1	1	
750.174A5A	Embezzlement - From Vulnerable Adult, \$20K or More	10	5	1	1	3		
		ATTEMPTS	1				1	
750.175	Embezzle - Public Official, Over \$50	10	13			2	11	
		ATTEMPTS						

NOTE: Be sure to check for related offense codes when examining a particular type of crime. They may or may not be in sequential order or even on the same page. Offenders may have multiple dispositions.

A2

2005 Criminal Court Dispositions by Offense and Type of Disposition – All Offenses

Page 15 of 31

			DISPOSITIONS					
Compiled Laws	Offense	Max. Penalty	Total	Prison ¹	Jail	Jail/ Probation ²	Probation ²	Other ³
GRAND TOTAL			79,864	19,765	17,090	22,044	20,243	722
%				25%	21%	28%	25%	1%
VIOLATIONS			70,196	18,889	14,853	19,333	16,524	597
ATTEMPTS			9,668	876	2,237	2,711	3,719	125
750.176	Embezzle - Administrator/Executor/ Guardian	10 ATTEMPTS	1				1	
750.1773A	Embezzle - Chattel Mortgagor, \$1K - <\$20K	5 ATTEMPTS	1				1	
750.180	Embezzle - Financial Institutions	20 ATTEMPTS	3 5			2 1	1 4	
750.1814A	Embezzle - Jointly Held Property, \$1K - <\$20K	5 ATTEMPTS	1 1		1			
750.1815A	Embezzle - Jointly Held Property \$20K or More	10 ATTEMPTS	1				1	
750.183-A	Escape - Aiding Prisoner - Felony	7 ATTEMPTS	3 1	1	1	1 1		
750.186A	Escape - Juvenile Facility	4 ATTEMPTS	18 5	4	6 3	3	5 1	1
750.193	Escape - Prison	5 ATTEMPTS	15 2	14 1	1 1			
750.1951	Escape - From Misdemeanor Jail Sentence	2 ATTEMPTS	16	2	10	3	1	
750.1952	Escape - From Felony Jail Sentence	4 ATTEMPTS	34 6	17 2	10 4	6	1	
750.1971	Escape - Awaiting Trial for Misdemeanor	2 ATTEMPTS	3	2	1			
750.1972	Escape - Awaiting Trial for Felony	4 ATTEMPTS	12	7	3	1	1	
750.197A	Escape - Lawful Custody	1 ATTEMPTS	15		10	4	1	
750.197C	Escape - From Jail Through Violence or Assault Prison Employee	4 ATTEMPTS	2 2	2 2				
750.197C-A	Assault of Prison Employee	4 ATTEMPTS	67 13	53 8	9 1	5 4		
750.197C-B	Escape - From Jail Through Violence	4 ATTEMPTS	1 1	1	1			
750.199	Harboring Escapees	MISD ATTEMPTS	1		1			
750.199A	Bond - Abscond or Forfeit	4 ATTEMPTS	99 23	34 1	40 16	16 2	9 1	3
750.204A	Explosives - Send w/Intent to Frighten	5 ATTEMPTS	1	1				
750.209-B	Explosives - Place w/Intent to Alarm	5 ATTEMPTS	1 1			1		
750.209A	Explosives - Possess w/Intent to Terrorize	10 ATTEMPTS	2	2				
750.2102B	Explosives - Possess Bomb w/Unlawful Intent, Cause Prop. Damage	20 ATTEMPTS	1				1	
750.211A2A	Explosives - Mfg/Possess Explosive/ Other w/Malicious Intent	15 ATTEMPTS	5	3		2		
750.211A2A-A	Explosives - Mfg/Possess Molotov Cocktail	4 ATTEMPTS	1		1			

NOTE: Be sure to check for related offense codes when examining a particular type of crime. They may or may not be in sequential order or even on the same page. Offenders may have multiple dispositions.

A2

2005 Criminal Court Dispositions by Offense and Type of Disposition — All Offenses

Page 16 of 31

			DISPOSITIONS					
Compiled Laws	Offense	Max. Penalty	Total	Prison ¹	Jail	Jail/ Probation ²	Probation ²	Other ³
GRAND TOTAL			79,864	19,765	17,090	22,044	20,243	722
%				25%	21%	28%	25%	1%
VIOLATIONS			70,196	18,889	14,853	19,333	16,524	597
ATTEMPTS			9,668	876	2,237	2,711	3,719	125
750.211A2B	Explosives - Mfg/Possess Molotov Cocktail/Other w/Prop. Damage	20 ATTEMPTS	3 1			1 1	2	
750.213	Extortion	20 ATTEMPTS	5 13	3 4			2	
750.215	False Personation of Public Officer	MISD ATTEMPTS	3 1		2 1		1	
750.2153	Impersonate Peace Officer to Commit Crime	4 ATTEMPTS	3	2	1			
750.217	Obstruct Officer By Disguise	1 ATTEMPTS	2		2			
750.217B	False Personation - Utility Worker	2 ATTEMPTS	1		1			
750.218	False Pretenses w/Intent to Defraud	10 ATTEMPTS	2 1		1		1	
750.218-A	False Pretenses - \$100 or Less	1 ATTEMPTS	1				1	
750.218-B	False Pretenses - Over \$100	10 ATTEMPTS	6 4		3	2 1	1 1	
750.2183	False Pretenses - Less Than \$200	MISD ATTEMPTS	16 3		8	2 1	5 2	1
750.2183A	False Pretenses - \$200 - <\$1K	1 ATTEMPTS	42 2		9	10	21 2	2
750.2184A	False Pretenses - \$1K - <\$20K	5 ATTEMPTS	215 52	44 4	28 12	64 19	78 15	1 2
750.2184B	False Pretenses - \$200 - <\$1K - 2nd+ Offense	5 ATTEMPTS	1		1			
750.2185A	False Pretenses - \$20K or More	10 ATTEMPTS	45 8	14 2	1	22 6	8	
750.219A2B1	Telecommunications - Avoid Payment, \$200 - <\$1K	MISD ATTEMPTS	1				1	
750.219A2C1	Telecommunications - Avoid Payment, \$1K - < \$20K	5 ATTEMPTS	1				1	
750.219E	Financial Institution - Unauthorized Credit Application	4 ATTEMPTS	12 1	5	3	2	2 1	
750.219F	Financial Institution - Forward Unauthorized Credit App	4 ATTEMPTS	1			1		
750.2241-A	Weapons - Dangerous Weapon, Misc.	5 ATTEMPTS	52 20	5	13 5	14 5	19 10	1
750.2241-B	Weapons - Dangerous Weapon, Gas Ejecting Device	5 ATTEMPTS	4		3		1	
750.224A	Weapons - Taser, Possession or Sale Taser	4 ATTEMPTS	28 11	3	12 2	7 1	6 7	1
750.224B	Weapons - Firearms, Short-Barrel Shotgun/Rifle	5 ATTEMPTS	60 13	15 1	13 3	12 2	19 7	1
750.224D2	Weapons - Dangerous Weapon, Self-Defense Spray	2 ATTEMPTS	6 2	2	3 2	1		
750.224F	Weapons - Firearms, Possession by Felon	5 ATTEMPTS	775 24	496 3	74 8	103 5	100 7	2 1

NOTE: Be sure to check for related offense codes when examining a particular type of crime. They may or may not be in sequential order or even on the same page. Offenders may have multiple dispositions.

A2

2005 Criminal Court Dispositions by Offense and Type of Disposition – All Offenses

Page 17 of 31

			DISPOSITIONS					
Compiled Laws	Offense	Max. Penalty	Total	Prison ¹	Jail	Jail/ Probation ²	Probation ²	Other ³
GRAND TOTAL			79,864	19,765	17,090	22,044	20,243	722
%				25%	21%	28%	25%	1%
VIOLATIONS			70,196	18,889	14,853	19,333	16,524	597
ATTEMPTS			9,668	876	2,237	2,711	3,719	125
750.226	Weapons - Dangerous Weapon, Carry w/Unlawful Intent	5 ATTEMPTS	71	29	10	19	13	
750.226A	Weapons - Switchblade, Possession or Sale	1 ATTEMPTS	9	2	2	2	3	
750.227	Weapons - Carry Concealed	5 ATTEMPTS	35		14	7	13	1
750.227A	Weapons - Firearms - Unlawful Possession by Security Guard	4 ATTEMPTS	1,220	276	237	242	450	15
750.227B	Weapons - Felony Firearm	10 ATTEMPTS	789	14	116	207	431	21
750.227B-A	Weapons - Felony Firearm	2 ATTEMPTS	1		1			
750.227B-B	Weapons - Felony Firearm - 2nd Offense	5 ATTEMPTS	6	4			2	
750.227B-C	Weapons - Felony Firearm - 3rd Offense	10 ATTEMPTS	1	1				
750.227C	Weapons - Firearms, Possess Loaded in Vehicle	2 ATTEMPTS	1,680	1,623	4	4	44	5
750.227D	Weapons - Firearms, Improper Possession in Vehicle	MISD ATTEMPTS	20	3	9	2	6	
750.227F	Body Armor - Wear During Violent Crime	4 ATTEMPTS	55	55				
750.227G9A	Weapons - Body Armor - Possess/Use by Violent Felon	4 ATTEMPTS	1	1				
750.227G9B	Weapons - Body Armor - Possess/Use w/o Written Permission in Possession	MISD ATTEMPTS	65	4	11	20	27	3
750.228	Weapons - Firearms, Safety Inspection Violation [Repealed]	MISD ATTEMPTS	11		4		6	1
750.230	Weapons - Firearms, Alter ID Marks	2 ATTEMPTS	4		2		2	
750.232A	Weapons - Firearms, False Application	4 ATTEMPTS	2	2	0			
750.232A3	Weapons - Firearms, False Application	4 ATTEMPTS	3	2	1			
750.233	Weapons - Firearms, Aim w/o Malice	MISD ATTEMPTS	1		1			
750.234	Weapons - Firearms, Discharge/Aim w/o Malice and Injury	1 ATTEMPTS	32		7	3	15	7
750.234A	Weapons - Firearms, Discharge from Vehicle	4 ATTEMPTS	17	4	2	6	5	
750.234B	Weapons - Firearms, Discharge in/at Bldg.	4 ATTEMPTS	1				1	
750.234E	Weapons - Firearms - Brandishing in Public	MISD ATTEMPTS	5	3		1	1	
750.234F	Weapons - Firearms - Possession by Minor in Public	MISD ATTEMPTS	1					1
750.235	Weapons - Firearms, Discharge/Aim w/o Malice but w/Injury	1 ATTEMPTS	14		3	3	7	1
			3		2	1		

NOTE: Be sure to check for related offense codes when examining a particular type of crime. They may or may not be in sequential order or even on the same page. Offenders may have multiple dispositions.

A2

2005 Criminal Court Dispositions by Offense and Type of Disposition – All Offenses

Page 18 of 31

			DISPOSITIONS					
Compiled Laws	Offense	Max. Penalty	Total	Prison ¹	Jail	Jail/ Probation ²	Probation ²	Other ³
	GRAND TOTAL		79,864	19,765	17,090	22,044	20,243	722
	%			25%	21%	28%	25%	1%
	VIOLATIONS		70,196	18,889	14,853	19,333	16,524	597
	ATTEMPTS		9,668	876	2,237	2,711	3,719	125
750.237	Weapons - Firearms - Under the Influence Causing Serious Impairment	5 ATTEMPTS	54		18	15	18	3
750.237A1	Weapon - Free School Zones, General Felony Violations	5 ATTEMPTS	11	1	2	3	5	
750.237A2	Weapon - Free School Zones, General Misdemeanor	MISD ATTEMPTS	1				1	
750.2411	Obstruct Fireman/Public Utility Maintenance Person	4 ATTEMPTS	5		1		4	
750.243	Fireworks - Sale, Possession, Transport	MISD ATTEMPTS	1		1			
750.246	Flag - Desecration or Mutilation	MISD ATTEMPTS	6		2	1	3	
750.248	Forgery	14 ATTEMPTS	1		1			
750.248A	Financial Transaction Device - Utter & Publish	4 ATTEMPTS	310	91	49	103	65	2
750.249	Utter & Publish	14 ATTEMPTS	40	5	11	18	6	
750.249A	Financial Transaction Device - Forgery	4 ATTEMPTS	12	2	1	7	2	
750.250	Forge State Warrant	7 ATTEMPTS	5		2	3		
750.251	Forge Bank Bills/Promissory Notes	7 ATTEMPTS	2,598	620	489	825	658	6
750.252	Utter & Publish - Possess Counterfeit Note w/Intent	7 ATTEMPTS	717	59	197	184	272	5
750.253	Utter & Publish - Counterfeit Bills/Notes	5 ATTEMPTS	3	1	1		1	
750.254	Utter & Publish - Possess Counterfeit Bank/State/Bills	5 ATTEMPTS	2		1	1		
750.260	Counterfeiting - Coins/Possess 5 or more	LIFE ATTEMPTS	3		3			
750.261	Counterfeiting - Coins/Possess Less than 5	10 ATTEMPTS	2	1	1			
750.2632	Counterfeiting - Deliver/Possess w/ False ID Mark	1 ATTEMPTS	2			1		
750.273	Fraud - Obtain Signature to Financial Document	10 ATTEMPTS	1				1	
750.279	Fraud - Dispose of Exhausted Property	4 ATTEMPTS	1				1	
750.280	Fraud - Common Law	10 ATTEMPTS	6		4	2		
750.282	Public Utility - Fraudulent Use	4 ATTEMPTS	1	1				
750.282-B	Public Utility - Fraudulent Use, Over \$500	4 ATTEMPTS	1			1		
750.282B	Public Utility - Fraudulent Use, Over \$500	4 ATTEMPTS	2			1	1	
			10	1	4	3	2	
			5			2	3	

NOTE: Be sure to check for related offense codes when examining a particular type of crime. They may or may not be in sequential order or even on the same page. Offenders may have multiple dispositions.

A2

2005 Criminal Court Dispositions by Offense and Type of Disposition – All Offenses

Page 19 of 31

				DISPOSITIONS					
Compiled Laws		Offense	Max. Penalty	Total	Prison ¹	Jail	Jail/ Probation ²	Probation ²	Other ³
GRAND TOTAL				79,864	19,765	17,090	22,044	20,243	722
%					25%	21%	28%	25%	1%
VIOLATIONS				70,196	18,889	14,853	19,333	16,524	597
ATTEMPTS				9,668	876	2,237	2,711	3,719	125
750.285	Obtain Personal Identity Info w/o Permission	5 ATTEMPTS		156	31	12	40	71	2
750.292	Innkeeper - Defrauding	4 ATTEMPTS		20		3	4	9	4
750.30	Adultery	4 ATTEMPTS		2		1	1		
750.300A1B	Food Stamps - Fraud, Greater than \$250-<\$1K	4 ATTEMPTS		1					
750.316	Homicide	5 LIFE ATTEMPTS		1			1	1	
750.316-A	Homicide - Murder 1st Degree, Premeditated	4 LIFE ATTEMPTS		8	8				
750.316-B	Homicide - Felony Murder	4 LIFE ATTEMPTS		87	87				
750.316-C	Homicide - Open Murder, Statutory Short Form	4 LIFE ATTEMPTS		35	35				
750.317	Homicide - Murder 2nd Degree	4 LIFE ATTEMPTS		20	20				
750.321	Homicide - Manslaughter	5 LIFE ATTEMPTS		206	206				
750.321-A	Homicide - Manslaughter, Statutory Short Form	15 LIFE ATTEMPTS		10	6		2	2	
750.321-C	Homicide - Manslaughter, Involuntary	15 LIFE ATTEMPTS		43	41	1	1		
750.321-E	Homicide - Manslaughter w/ Motor Vehicle	15 LIFE ATTEMPTS		16	13		1	2	
750.324	Homicide - Negligent Homicide	15 LIFE ATTEMPTS		2	1		1		
750.329	Homicide - Manslaughter, Death w/ Weapon, Aim w/o Malice	15 LIFE ATTEMPTS		15	13			2	
750.335	Lewd and Lascivious Conduct	2 LIFE ATTEMPTS		1	1				
750.335A	Indecent Exposure (Sexually Delinquent Person)	2 LIFE ATTEMPTS		82	14	6	36	25	1
750.338	Gross Indecency Between Males, Commit/Procure	15 LIFE ATTEMPTS		1	3		1	1	
750.338B	Gross Indecency Between Male & Female, Commit/Procure	15 LIFE ATTEMPTS		3			1	1	1
750.349	Kidnapping	1 LIFE ATTEMPTS		66	8	14	25	19	
750.350	Kidnapping - Child Enticement	5 LIFE ATTEMPTS		2			2		
750.350A1	Kidnapping - Custodial Interference	5 LIFE ATTEMPTS		9		1	3	5	
750.356	Larceny	5 LIFE ATTEMPTS		32	13	4	11	2	2
750.356-B	Larceny - \$100 or Less	5 LIFE ATTEMPTS		5	1	1	2	1	
		4 LIFE ATTEMPTS		45	45				
		4 LIFE ATTEMPTS		8	5	1	2		
		1 LIFE ATTEMPTS		1	1				
		1 LIFE ATTEMPTS		1	1				
		1 LIFE ATTEMPTS		22		3	9	10	
		4 LIFE ATTEMPTS		4			1	3	
		10 LIFE ATTEMPTS		9	1	5	2	1	
		4 LIFE ATTEMPTS		2		1		1	
		4 LIFE ATTEMPTS		1		1			

NOTE: Be sure to check for related offense codes when examining a particular type of crime. They may or may not be in sequential order or even on the same page. Offenders may have multiple dispositions.

A2

2005 Criminal Court Dispositions by Offense and Type of Disposition — All Offenses

Page 20 of 31

			DISPOSITIONS					
Compiled Laws	Offense	Max. Penalty	Total	Prison ¹	Jail	Jail/ Probation ²	Probation ²	Other ³
GRAND TOTAL			79,864	19,765	17,090	22,044	20,243	722
%				25%	21%	28%	25%	1%
VIOLATIONS			70,196	18,889	14,853	19,333	16,524	597
ATTEMPTS			9,668	876	2,237	2,711	3,719	125
750.3562A	Larceny - \$20K or More	10	19	6	1	4	7	1
		ATTEMPTS	3	1		2		
750.3563A	Larceny - \$1K - <\$20K	5	279	54	45	94	83	3
		ATTEMPTS	52	2	12	16	22	
750.3563B	Larceny - \$200 - <\$1K - 2nd+ Offense	5	2		1	1		
		ATTEMPTS						
750.3564A	Larceny - \$200 - < \$1K	1	131		47	33	45	6
		ATTEMPTS	3		3			
750.3565	Larceny - Less Than \$200	MISD	69		32	19	17	1
		ATTEMPTS	1		1			
750.356A	Larceny - From Motor Vehicle	10	18	3	3	8	4	
		ATTEMPTS	9		4	2	3	
750.356A-A	Larceny - From Motor Vehicle	5	4		4			
		ATTEMPTS						
750.356A-B	Breaking & Entering - Vehicle Steal Prop. Over \$5	5	2			2		
		ATTEMPTS						
750.356A-C	Breaking & Entering - Vehicle w/ Damage	5	2		2			
		ATTEMPTS						
750.356A1	Larceny - From Motor Vehicle	5	613	78	155	205	175	
		ATTEMPTS	140	9	37	41	52	1
750.356A2A	Breaking & Entering - Vehicle/Semi- Trailer/House Trailer, <\$200	MISD	68	1	41	15	8	3
		ATTEMPTS	2		2			
750.356A2B1	Breaking & Entering - Vehicle/Semi- Trailer/House Trailer, \$200 - <\$1K	1	26		14	7	4	1
		ATTEMPTS						
750.356A2C1	Breaking & Entering - Vehicle/Semi- Trailer/House Trailer, \$1K - <\$20K	5	57	12	9	27	9	
		ATTEMPTS	7		2		5	
750.356A2C2	Breaking & Entering - Vehicle/Semi or House Trailer, \$200-<\$1K - 2nd+Ofns	5	2	2				
		ATTEMPTS						
750.356A2D1	Breaking & Entering - Vehicle/Semi- Trailer/House Trailer, \$20K or More	10	4	1		3		
		ATTEMPTS						
750.356A3	Breaking & Entering - Vehicle Semi- Trailer/House Trailer, w/ Damage	5	452	95	95	134	127	1
		ATTEMPTS	72	6	21	18	27	
750.356AB	Larceny From Motor Vehicle, Over \$5	5	1		1			
		ATTEMPTS						
750.356AC	Breaking & Entering - Vehicle w/ Damage	5	1		1			
		ATTEMPTS						
750.356B	Breaking & Entering - Coin Telephone	4	3	1			2	
		ATTEMPTS	5		4	1		
750.356C	Retail Fraud - 1st Degree	5	861	257	272	201	129	2
		ATTEMPTS	53	5	15	17	16	
750.356D	Retail Fraud - 2nd Degree	1	92	1	53	17	21	
		ATTEMPTS						
750.356D4	Retail Fraud - 3rd Degree	MISD	62		37	8	14	3
		ATTEMPTS	3			1	2	
750.357	Larceny from Person	10	395	136	63	121	74	1
		ATTEMPTS	65	16	16	14	18	1
750.357A	Larceny of Livestock	4	1				1	
		ATTEMPTS						

NOTE: Be sure to check for related offense codes when examining a particular type of crime. They may or may not be in sequential order or even on the same page. Offenders may have multiple dispositions.

A2

2005 Criminal Court Dispositions by Offense and Type of Disposition – All Offenses

Page 21 of 31

				DISPOSITIONS					
Compiled Laws	Offense	Max. Penalty		Total	Prison ¹	Jail	Jail/ Probation ²	Probation ²	Other ³
GRAND TOTAL				79,864	19,765	17,090	22,044	20,243	722
%					25%	21%	28%	25%	1%
VIOLATIONS				70,196	18,889	14,853	19,333	16,524	597
ATTEMPTS				9,668	876	2,237	2,711	3,719	125
750.357B	Weapons - Firearms - Larceny	5	ATTEMPTS	108	48	22	29	8	1
				8	3	2	2	1	
750.359	Larceny - From Vacant Building	MISD	ATTEMPTS	4		1	2	1	
750.360	Larceny in Building	4	ATTEMPTS	1,649	283	377	624	355	10
				495	30	140	178	134	13
750.360A2A	Theft Detection Device - Deactivate/ Remove	MISD	ATTEMPTS	9	1	5	1	2	
750.362	Larceny By Conversion	10	ATTEMPTS	5		3		2	
				2			1	1	
750.362-A	Larceny By Conversion Over \$100 (obsolete)	5	ATTEMPTS	1		1			
750.3622A	Larceny by Conversion, \$20K or More	10	ATTEMPTS	29	7	2	11	8	1
				5	1	2	1	1	
750.3622B	Larceny By Conversion, \$1K - <\$20K - 3rd+ Offense	10	ATTEMPTS	2	1		1		
750.3623A	Larceny By Conversion, \$1K - <\$20K	5	ATTEMPTS	104	35	13	25	30	1
				17	1	4	1	11	
750.3623B	Larceny By Conversion, \$200 - <\$1K - 2nd+ Offense	5	ATTEMPTS	1			1		
750.3624A	Larceny - By False Personation, \$200 - <\$1K	MISD	ATTEMPTS	12		2	3	6	1
750.3625	Larceny - By Conversion, Less than \$200	MISD	ATTEMPTS	6		3		2	1
750.362A	Fail to Return Rented Property Over \$100 (obsolete)	10	ATTEMPTS						
				1				1	
750.362A2A	Fail to Return Rented Property, \$20K or More	10	ATTEMPTS	4		1	1	2	
				2				2	
750.362A3A	Fail to Return Rented Property, \$1K - <\$20K	5	ATTEMPTS	30	3	4	7	16	
				8	1	2	1	4	
750.362A4A	Failure to Return Rented Property - 1 Year Misd.	MISD	ATTEMPTS	3		1	1	1	
750.362A5	Failure to Return Rented Property - 93 Day Misd.	MISD	ATTEMPTS	1				1	
750.362AB	Fail to Return Rented Property, \$100 or Less	MISD	ATTEMPTS	1					1
750.363	Larceny by False Personation	10	ATTEMPTS	1		1			
750.3632A	Larceny by False Personation, \$20K or More	10	ATTEMPTS	2			1	1	
750.3633A	Larceny by False Personation, \$1K - <\$20K	5	ATTEMPTS	4	1	2		1	
				3			1	2	
750.3634A	Larceny- By False Personation, \$200 - <\$1K	MISD	ATTEMPTS	2		1		1	
750.3635	Larceny- By False Personation, <\$200	MISD	ATTEMPTS	1		1			
750.377A	Malicious Destruction Pers. Prop.	10	ATTEMPTS	1		1			
				3	1	2			

NOTE: Be sure to check for related offense codes when examining a particular type of crime. They may or may not be in sequential order or even on the same page. Offenders may have multiple dispositions.

A2

2005 Criminal Court Dispositions by Offense and Type of Disposition – All Offenses

Page 22 of 31

Compiled Laws	Offense	Max. Penalty
GRAND TOTAL		
%		
VIOLATIONS		
ATTEMPTS		
750.377A1A1	Malicious Destruction Pers. Prop., \$20K Or More	10 ATTEMPTS
750.377A1B1	Malicious Destruction Pers. Prop., \$1K - <\$20K	5 ATTEMPTS
750.377A1B2	Malicious Destruction Pers. Prop., \$200 - <\$1K - 2nd+ Offense	5 ATTEMPTS
750.377A1C1	Malicious Destruction Pers. Prop., \$200 - <\$1K	1 ATTEMPTS
750.377A1C2	Malicious Destruction Pers. Prop., Under \$200 - 2nd Offense	MISD ATTEMPTS
750.377A1D	Malicious Destruction Pers. Prop., Under \$200	MISD ATTEMPTS
750.377AA	Malicious Destruction Pers. Prop.	4 ATTEMPTS
750.377B	Malicious Destruction Fire/Police Property	4 ATTEMPTS
750.377C	School Bus - Intentional Damage	5 ATTEMPTS
750.379	Malicious Destruction of Prop., Bridges/Railroads/Locks	4 ATTEMPTS
750.380	Mal. Destr. Bldg.	10 ATTEMPTS
750.3802A	Malicious Destruction of Bldg., \$20K or More	10 ATTEMPTS
750.3803A	Malicious Destruction of Bldg., \$1K - <\$20K	5 ATTEMPTS
750.3804A	Malicious Destruction of Bldg., \$200 - <\$1K	1 ATTEMPTS
750.3805	Malicious Destruction of Bldg., <\$200	MISD ATTEMPTS
750.380A	Malicious Destruction of Bldg., Over \$100 (Obsolete)	4 ATTEMPTS
750.381	Malicious Destruction of Bldg., Gates/Fences	MISD ATTEMPTS
750.3821A	Malicious Destruction of Property - Trees, Shrubs, Crops, Grass, Soil	MISD ATTEMPTS
750.3821B1	Mal. Destr. Trees/Shrubs/etc. \$200 - < \$1K	1 ATTEMPTS
750.3821C1	Mal. Destr. Trees/Shrubs/etc. \$1K - <\$20K	5 ATTEMPTS
750.383A	Malicious Destruction of Prop., Utility Prop.	4 ATTEMPTS
750.3873	Malicious Destruction of Tombs/Memorials	MISD ATTEMPTS
750.3875A	Malicious Destruction of Tombs/Memorials, \$1K - <\$20K	5 ATTEMPTS
750.3942C	Throw Objects at Trains/Cars, Causing Injury	4 ATTEMPTS

DISPOSITIONS					
Total	Prison ¹	Jail	Jail/ Probation ²	Probation ²	Other ³
79,864	19,765 25%	17,090 21%	22,044 28%	20,243 25%	722 1%
70,196	18,889	14,853	19,333	16,524	597
9,668	876	2,237	2,711	3,719	125
8			4	4	
239	39	33	70	95	2
42	4	9	10	19	
5		1	2	2	
133	1	53	34	41	4
2		1	1		
2		2			
62		31	11	15	5
1			1		
3	1	2			
1		1			
226	58	55	64	49	
71	4	22	21	23	1
11	11				
1				1	
1		1			
5	2		2	1	
89	21	10	31	27	
10	1	3	2	4	
47	2	11	9	25	
2				2	
53	1	27	5	19	1
1		1			
1		1			
2		2			
9		4		5	
4		3	1		
9	1	2	4	2	
2		1		1	
2		1	1		
1		1			
3				3	
1			1		

NOTE: Be sure to check for related offense codes when examining a particular type of crime. They may or may not be in sequential order or even on the same page. Offenders may have multiple dispositions.

A2

2005 Criminal Court Dispositions by Offense and Type of Disposition – All Offenses

Page 23 of 31

			DISPOSITIONS					
Compiled Laws	Offense	Max. Penalty	Total	Prison ¹	Jail	Jail/ Probation ²	Probation ²	Other ³
	GRAND TOTAL		79,864	19,765	17,090	22,044	20,243	722
	%			25%	21%	28%	25%	1%
	VIOLATIONS		70,196	18,889	14,853	19,333	16,524	597
	ATTEMPTS		9,668	876	2,237	2,711	3,719	125
750.397	Mayhem	10	1	1				
	ATTEMPTS							
750.397A	Food - Place Harmful Objects In	10	1		1			
	ATTEMPTS		1				1	
750.411A	False Report of Crime	10	1					
	ATTEMPTS						1	
750.411A1A	False Report of Misdemeanor	MISD	18		4	7	6	1
	ATTEMPTS							
750.411A1B	False Report of Felony	4	218	17	44	53	102	2
	ATTEMPTS		61	4	13	14	25	5
750.411A2	False Bomb Threat	4	3	1	1		1	
	ATTEMPTS							
750.411A3A	False Report/Threat of Bomb/ Harmful Device	4	24	2	4	11	7	
	ATTEMPTS		4			2	2	
750.411H	Stalking	1	44		15	12	16	1
	ATTEMPTS		1		1			
750.411H2B	Stalking a Minor	5	1			1		
	ATTEMPTS							
750.411I	Stalking - Aggravated	5	174	55	19	70	30	
	ATTEMPTS		24	3	8	8	5	
750.411L	Money Laundering - 4th Degree	2	1				1	
	ATTEMPTS							
750.411S2A	Unlawful Posting Message	2	3			2	1	
	ATTEMPTS		2				2	
750.413	Motor Vehicle - Unlawful Drive Away	5	914	318	164	260	170	2
	ATTEMPTS		227	29	62	61	75	
750.414	Motor Vehicle - Unlawful Use	2	632	65	200	202	157	8
	ATTEMPTS		44		21	9	14	
750.414A	Motor Vehicle - Possess Master Key	MISD	4		2	1	1	
	ATTEMPTS		1				1	
750.4151	Motor Vehicles - Conceal/Misrep. Identity w/out Intent to Mislead	4	5		1	2	2	
	ATTEMPTS							
750.4152	Motor Vehicle - Conceal/Misrep. Identity to Mislead	4	18		10	1	6	1
	ATTEMPTS		5		1		4	
750.4155	Motor Vehicle - Possess/Deliver - ID Plates or Labels	4	2		1		1	
	ATTEMPTS							
750.416	Motor Vehicle - Tampering	MISD	2		1		1	
	ATTEMPTS							
750.422	Perjury - Court Proceeding	LIFE	1			1		
	ATTEMPTS							
750.422-A	Perjury - Court Proceeding, Capital Crime	LIFE	2	2				
	ATTEMPTS							
750.422-B	Perjury - Court Proceeding	15	7	4		1	2	
	ATTEMPTS		5			3	2	
750.423	Perjury - Other Than Court Proceeding	15	2	1			1	
	ATTEMPTS							
750.424-A	Perjury - Subornation, Other Than Court Proceeding	15	1	1				
	ATTEMPTS							

NOTE: Be sure to check for related offense codes when examining a particular type of crime. They may or may not be in sequential order or even on the same page. Offenders may have multiple dispositions.

A2

2005 Criminal Court Dispositions by Offense and Type of Disposition – All Offenses

Page 24 of 31

			DISPOSITIONS					
Compiled Laws	Offense	Max. Penalty	Total	Prison ¹	Jail	Jail/ Probation ²	Probation ²	Other ³
GRAND TOTAL			79,864	19,765	17,090	22,044	20,243	722
%				25%	21%	28%	25%	1%
VIOLATIONS			70,196	18,889	14,853	19,333	16,524	597
ATTEMPTS			9,668	876	2,237	2,711	3,719	125
750.425-A	Perjury - Incite/Procure, Other Than Court Proceeding	5 ATTEMPTS	1	1				
750.425-B	Perjury - Incite/Procure, Court Proceeding	5 ATTEMPTS	3	2	1			
750.4362A	Poisoning - Food/Drink/Medicine/Water	15 ATTEMPTS	1			1		
750.439	Polygamy	4 ATTEMPTS	1	1				
750.448	Prostitution - Accost and Solicit	MISD ATTEMPTS	2			1	1	
750.451-B	Prostitution - 3rd Offense	2 ATTEMPTS	12		6	6		
750.451-D	Prostitution - 3rd+ Offense	2 ATTEMPTS	10		9	1		
750.452	Prostitution - 3rd+ Offense	2 ATTEMPTS	80	10	44	12	14	
750.452	Prostitution - Keeping House of	5 ATTEMPTS	1				1	
750.455	Prostitution - Pandering	20 ATTEMPTS	3		1	1	1	
750.457	Prostitution - Accept Earnings	20 ATTEMPTS	1				1	
750.478	Public Officer - Wilfull Neglect of Duty	MISD ATTEMPTS	1		1			
750.478A2	Public Officer - Attempt to Obstruct Official Duties	2 ATTEMPTS	3	1		1	1	
750.479	Public Officer - Assault/Obstruct	20 ATTEMPTS	30	2	17	7	3	1
750.479-B	Police Officer/Public Officer - Resist/Obstruct	2 ATTEMPTS	11		8	2	1	
750.4792	Public Officer - Assault/Obstruct	2 ATTEMPTS	74	20	50	3	1	
750.4793	Public Officer - Assault/Obstruct Cause Injury	4 ATTEMPTS	18	1	11	1	4	1
750.4794	Public Officer - Assault/Obstruct Cause Serious Injury	10 ATTEMPTS	23	6	11	5	1	
750.479A	Police Officer - Flee (Penal Code)	15 ATTEMPTS	1			1		
750.479A-B	Peace Officer - Resist Arrest Injury Inflicted	2 ATTEMPTS	3	2		1		
750.479A2	Police Officer - Flee (Penal Code) 4th Degree	2 ATTEMPTS	1			1		
750.479A3	Police Officer - Flee (Penal Code) 3rd Degree	5 ATTEMPTS	1				1	
750.479A4-A	Police Officer - Flee (Penal Code) 2nd Degree	10 ATTEMPTS	2		2			
750.479A5-A	Police Officer - Flee (Penal Code) 1st Degree	15 ATTEMPTS	1	1				
750.479AA	Police Officer - Flee (Penal Code)	1 ATTEMPTS	1			1		
			1		1			
			264	58	72	78	55	1
			28		10	7	8	3
			460	182	87	101	90	
			45	5	6	17	17	
			22	16	2	1	3	
			1			1		
			1	1				
			1			1		
			1		1			

NOTE: Be sure to check for related offense codes when examining a particular type of crime. They may or may not be in sequential order or even on the same page. Offenders may have multiple dispositions.

A2

2005 Criminal Court Dispositions by Offense and Type of Disposition – All Offenses

Page 25 of 31

			DISPOSITIONS					
Compiled Laws	Offense	Max. Penalty	Total	Prison ¹	Jail	Jail/ Probation ²	Probation ²	Other ³
	GRAND TOTAL		79,864	19,765	17,090	22,044	20,243	722
	%			25%	21%	28%	25%	1%
	VIOLATIONS		70,196	18,889	14,853	19,333	16,524	597
	ATTEMPTS		9,668	876	2,237	2,711	3,719	125
750.479B	Peace Officer - Disarm	10			1			
	ATTEMPTS		1			1		
750.479B1	Peace Officer - Disarm Non-Firearm	4						
	ATTEMPTS		3	2	1			
750.479B2	Peace Officer - Disarm Firearm	10						
	ATTEMPTS		2	2				
750.483A2A	Interfering w/ Crime Report	MISD	15	8	1		6	
	ATTEMPTS		6		4	1	1	
750.483A2B	Interfere w/ Crime Report Threat to Kill/Injure	10						
	ATTEMPTS		6	3	1	1	1	
750.483A4B	Interfere w/ Police Investigation Threat to Kill/Injure	10						
	ATTEMPTS		1	1				1
750.483A6A	Tamper w/ Evidence	4						
	ATTEMPTS		3			3		
750.483A6B	Tamper w/ Evidence - Criminal Case Max >10 yr Term	10						
	ATTEMPTS		3		1	1	1	
750.49-A	Animals - Fighting	4						
	ATTEMPTS		2					
750.49-C	Animals - Fighting, Possess Equipment	4						
	ATTEMPTS		1			1		
750.491	Public Records - Remove/Mutilate/Destruct	2						
	ATTEMPTS		4			1	3	
750.492A1B	Medical Record - Recklessly Placing False Info - Health Care Provider	MISD						
	ATTEMPTS		1		1		1	
750.496	Arson - Negligently Setting Fire to a Hotel	MISD						
	ATTEMPTS		1		1			
750.50	Animals - Abandoning/Cruelty	2						
	ATTEMPTS		11		5	3	3	
750.50-A	Animals - Abandon/Cruelty, 2nd Offense	2						
	ATTEMPTS		1				1	
750.502D	Anhydrous Ammonia Container, Unauthorized Tampering	4						
	ATTEMPTS		36	12	9	11	4	
750.505	Common Law Offenses	5						
	ATTEMPTS		1				1	
750.505-A	Obstruction of Justice	5						
	ATTEMPTS		28	4	13	7	4	
750.505-B	Accessory After the Fact to Felony	5						
	ATTEMPTS		9	4	3	2		
750.505-C	Common Law Offenses	5						
	ATTEMPTS		117	26	18	36	37	
750.508	Police Radio Receivers/Scanners, Possess	MISD						
	ATTEMPTS		13	1	5	3	4	
750.509	Police Radio Station - False Report	MISD						
	ATTEMPTS		3	2		1		
750.50B	Animals - Kill/Torture	4						
	ATTEMPTS		7		2	2	3	
750.50C7	Police Animal - Injure/Harass While Committing Crime	2						
	ATTEMPTS		1				1	
			29	9	8	7	5	
			2	1		1		
			3	1		1	1	

NOTE: Be sure to check for related offense codes when examining a particular type of crime. They may or may not be in sequential order or even on the same page. Offenders may have multiple dispositions.

A2

2005 Criminal Court Dispositions by Offense and Type of Disposition — All Offenses

Page 26 of 31

			DISPOSITIONS					
Compiled Laws	Offense	Max. Penalty	Total	Prison ¹	Jail	Jail/ Probation ²	Probation ²	Other ³
GRAND TOTAL			79,864	19,765	17,090	22,044	20,243	722
%				25%	21%	28%	25%	1%
VIOLATIONS			70,196	18,889	14,853	19,333	16,524	597
ATTEMPTS			9,668	876	2,237	2,711	3,719	125
750.511	Railroads - Block/Wreck Track	LIFE ATTEMPTS	1	1				
750.520B	CSC - 1st Degree - Multiple Variables	LIFE ATTEMPTS	115 6	114 5	1		1	
750.520B1A	CSC - 1st Degree - Person Under 13	LIFE ATTEMPTS	331 19	324 14			5	2
750.520B1B	CSC - 1st Degree - Relationship	LIFE ATTEMPTS	71 5	71 4			1	
750.520B1C	CSC - 1st Degree - During Felony	LIFE ATTEMPTS	16	16				
750.520B1D	CSC - 1st Degree - Accomplices	LIFE ATTEMPTS	3	3				
750.520B1E	CSC - 1st Degree - Weapon Used	LIFE ATTEMPTS	20	20				
750.520B1F	CSC - 1st Degree - Personal Injury	LIFE ATTEMPTS	32 2	32 1			1	
750.520B1G	CSC - 1st Degree - Injury to Incapacitated Victim	LIFE ATTEMPTS	6	6				
750.520B1H	CSC - 1st Degree - Mentally Disabled Relationship	LIFE ATTEMPTS	5	4			1	
750.520C	CSC - 2nd Degree - Multiple Variables	15 ATTEMPTS	153 11	99 2	7 2	38 5	8 2	1
750.520C1A	CSC - 2nd Degree - Person Under 13	15 ATTEMPTS	486 56	347 19	14 2	93 28	28 7	4
750.520C1B	CSC - 2nd Degree - Relationship	15 ATTEMPTS	126 20	73 8	6 3	35 5	12 4	
750.520C1C	CSC - 2nd Degree - During Felony	15 ATTEMPTS	10 2	6 1	1 1	3		
750.520C1D	CSC - 2nd Degree - Accomplices	15 ATTEMPTS	3	2	1			
750.520C1E	CSC - 2nd Degree - Weapon Used	15 ATTEMPTS	4	3			1	
750.520C1F	CSC - 2nd Degree - Personal Injury	15 ATTEMPTS	25 4	15 1	1	8 3	1	
750.520C1G	CSC - 2nd Degree - Injury to Incapacitated Victim	15 ATTEMPTS	5	2		3		
750.520C1H	CSC - 2nd Degree - Mentally Disabled Relationship	15 ATTEMPTS	6 1	5 1		1		
750.520C1K	CSC - 2nd Degree - County Prisoner	15 ATTEMPTS	2	1		1		
750.520D	CSC - 3rd Degree - Multiple Variables	15 ATTEMPTS	90 23	82 5	1 1	4 13	2 4	1
750.520D1A	CSC - 3rd Degree - Person 13-15	15 ATTEMPTS	382 142	273 40	19 21	57 55	33 23	3
750.520D1B	CSC - 3rd Degree - Force/ Coercion	15 ATTEMPTS	80 12	69 4	2 1	2 7	1	6
750.520D1C	CSC - 3rd Degree - Incapacitated Victim	15 ATTEMPTS	14 6	12 1		3	1 1	1

NOTE: Be sure to check for related offense codes when examining a particular type of crime. They may or may not be in sequential order or even on the same page. Offenders may have multiple dispositions.

A2

2005 Criminal Court Dispositions by Offense and Type of Disposition — All Offenses

Page 27 of 31

			DISPOSITIONS					
Compiled Laws	Offense	Max. Penalty	Total	Prison ¹	Jail	Jail/ Probation ²	Probation ²	Other ³
GRAND TOTAL			79,864	19,765	17,090	22,044	20,243	722
%				25%	21%	28%	25%	1%
VIOLATIONS			70,196	18,889	14,853	19,333	16,524	597
ATTEMPTS			9,668	876	2,237	2,711	3,719	125
750.520D1D	CSC - 3rd Degree - Incest	15	25	24				1
		ATTEMPTS	3	3				
750.520E	CSC - 4th Degree - Multiple Variables	2	133	33	14	58	28	
		ATTEMPTS	6		1	1	4	
750.520E1A	CSC - 4th Degree - Force/Coercion	2	238	51	48	79	60	
		ATTEMPTS	15		6	2	7	
750.520E1A-A	CSC - 4th Degree - Victim 13-16	2	195	45	31	87	32	
		ATTEMPTS	12		2	5	5	
750.520E1B	CSC - 4th Degree - Incapacitated Victim	2	25	2	3	12	8	
		ATTEMPTS	1			1		
750.520E1F-A	CSC - 4th Degree - Student	2	4			2	2	
		ATTEMPTS						
750.520E1G	CSC - 4th Degree - Incest	2	26	10	3	12	1	
		ATTEMPTS						
750.520G	CSC - Assault w/Intent to Commit Sexual Penetration	10	1	1				
		ATTEMPTS						
750.520G1	CSC - Assault w/Intent to Commit Sexual Penetration	10	209	121	11	68	9	
		ATTEMPTS	7	2	1	4		
750.520G2	CSC - 2nd Degree Assault	5	69	29	7	28	5	
		ATTEMPTS	4	1	1	2		
750.529	Robbery - Armed	LIFE	750	744	2	3	1	
		ATTEMPTS	48	19	4	19	6	
750.529A	Carjacking	LIFE	76	75		1		
		ATTEMPTS	12	7	3		2	
750.530	Robbery - Unarmed	15	590	330	44	132	81	3
		ATTEMPTS	44	11	11	13	9	
750.531	Bank Robbery/Safe Breaking	LIFE	2	1		1		
		ATTEMPTS	3		1	1	1	
750.531-A	Bank Robbery	LIFE	88	74		10	4	
		ATTEMPTS	3	1	1	1		
750.531-B	Safe Breaking	LIFE	42	34	1	7		
		ATTEMPTS	13	7	3	2	1	
750.532	Seduction	5	12	2	6	4		
		ATTEMPTS						
750.535	Stolen Prop. - Receive & Conceal (Obsolete)	10	6		5	1		
		ATTEMPTS	1				1	
750.535-A	Stolen Prop. - Receive & Conceal, >\$100 (Obsolete)	5	5	3	1	1		
		ATTEMPTS	1		1			
750.5352A	Stolen Prop. - Receive & Conceal, \$20K or More	10	64	24	12	11	17	
		ATTEMPTS	9	1	4		4	
750.5352B	Stolen Prop. - Receive & Conceal, \$1K - <\$20K - 3rd+ Offense	10	1	1				
		ATTEMPTS						
750.5353A	Stolen Prop. - Receive & Conceal, \$1K - <\$20K	5	486	106	140	119	121	
		ATTEMPTS	105	6	44	22	33	
750.5353B	Stolen Prop. - Receive & Conceal, \$200 - <\$1K - 2nd+ Offense	5	6	1	2	2	1	
		ATTEMPTS	1		1			
750.5354A	Stolen Prop. - Receive & Conceal, \$200 - <\$1K	1	97		42	29	22	4
		ATTEMPTS	5		2	2		1

NOTE: Be sure to check for related offense codes when examining a particular type of crime. They may or may not be in sequential order or even on the same page. Offenders may have multiple dispositions.

A2

2005 Criminal Court Dispositions by Offense and Type of Disposition — All Offenses

Page 28 of 31

			DISPOSITIONS					
Compiled Laws	Offense	Max. Penalty	Total	Prison ¹	Jail	Jail/ Probation ²	Probation ²	Other ³
GRAND TOTAL			79,864	19,765	17,090	22,044	20,243	722
%				25%	21%	28%	25%	1%
VIOLATIONS			70,196	18,889	14,853	19,333	16,524	597
ATTEMPTS			9,668	876	2,237	2,711	3,719	125
750.5354B	Stolen Prop. - Receive & Conceal	MISD	5		5			
		ATTEMPTS						
750.5355	Stolen Prop. - Receive & Conceal, Under \$200	MISD	40		26	6	6	2
		ATTEMPTS						
750.5357	Stolen Prop. - Receive & Conceal, Motor Vehicle	5	979	243	133	277	325	1
		ATTEMPTS	301	7	47	77	170	
750.535A	Motor Vehicles - Operate Chop Shop	10	13	1	10	1	1	
		ATTEMPTS	5		4		1	
750.535A2	Motor Vehicles - Operate Chop Shop	10	38	8	4	14	12	
		ATTEMPTS	5	1	1	1	2	
750.535B	Weapons - Firearms, Receive & Conceal	10	115	40	15	41	17	2
		ATTEMPTS	20	6	2	8	4	
750.539C	Eavesdropping	2	2			2		
		ATTEMPTS						
750.539D	Eavesdropping - Install/Use	2	18	3	3	9	3	
		ATTEMPTS	1				1	
750.539J2A1	Surveil Unclothed Person	2	5	1		3	1	
		ATTEMPTS	1				1	
750.539J2B	Capture/Distribute Image of Unclothed Person	5	11	7		3	1	
		ATTEMPTS						
750.540	Telephone - Tap/Cut Lines	2	101	13	30	39	19	
		ATTEMPTS	15		6	4	5	
750.540C2A	Telephone - Counterfeit Device Avoid Payment	4	1			1		
		ATTEMPTS						
750.540C4	Telecommunications - Access Device Violations	4	4			2	2	
		ATTEMPTS						
750.540E	Telecommunications - Malicious Use	MISD	15		9	4	2	
		ATTEMPTS						
750.543M	Terrorism - False Report or Threat	20	3	2		1		
		ATTEMPTS						
750.552	Trespass	MISD	12		8	1	3	
		ATTEMPTS						
750.72	Arson - Dwelling House/ Curtilage	20	4	1	1	2		
		ATTEMPTS	1				1	
750.72-A	Arson - Dwelling House	20	67	43	3	9	12	
		ATTEMPTS	17	3		7	7	
750.72-B	Arson - Dwelling House/ Curtilage	20	2	1	1			
		ATTEMPTS	2				2	
750.73	Arson - Real Property	10	45	12	5	17	10	1
		ATTEMPTS	11	2	2	4	3	
750.741A	Arson - Personal Property, <\$200	5	3	1	2			
		ATTEMPTS						
750.741B1	Arson - Personal Property, \$200 - <\$1K	1	1			1		
		ATTEMPTS						
750.741C1	Arson - Personal Property, \$1K - <\$20K	5	45	9	9	11	16	
		ATTEMPTS	6		1	2	3	
750.741D1	Arson - Personal Property, \$20K or More	10	10	3	1	5	1	
		ATTEMPTS						

NOTE: Be sure to check for related offense codes when examining a particular type of crime. They may or may not be in sequential order or even on the same page. Offenders may have multiple dispositions.

A2

2005 Criminal Court Dispositions by Offense and Type of Disposition – All Offenses

Page 29 of 31

Compiled Laws	Offense	Max. Penalty
	GRAND TOTAL	
	%	
	VIOLATIONS	
	ATTEMPTS	
750.74B	Arson - Personal Property, Over \$50	4 ATTEMPTS
750.75	Arson - Insured Property	10 ATTEMPTS
750.77	Arson - Preparation to Burn Property	10 ATTEMPTS
750.771A1	Arson - Preparation to Burn Property, Less Than \$200	MISD ATTEMPTS
750.771B1	Arson - Preparation to Burn Property, \$200 - <\$1K	1 ATTEMPTS
750.771C1	Arson - Preparation to Burn Property, \$1K - <\$20K	5 ATTEMPTS
750.771D1	Arson - Preparation to Burn Property, \$20K or More	10 ATTEMPTS
750.78	Arson - Woods/Prairies	4 ATTEMPTS
750.81	Asslt or Asslt and Battery	MISD ATTEMPTS
750.812	Domestic Violence	MISD ATTEMPTS
750.813	Domestic Violence - 2nd Offense	1 ATTEMPTS
750.814	Domestic Violence - 3rd Offense	2 ATTEMPTS
750.81A	Assault - Aggravated	1 ATTEMPTS
750.81A2	Domestic Violence, Aggravated	1 ATTEMPTS
750.81A3	Domestic Violence, Aggravated - 2nd Offense	2 ATTEMPTS
750.81C2	Assault/Battery of DHS Employee	2 ATTEMPTS
750.81D1	Police Officer - Assault/Resist/Obstruct	2 ATTEMPTS
750.81D2	Police Officer - Assault/Resist/Obstruct, Causing Injury	4 ATTEMPTS
750.81D3	Police Officer - Assault/Resist/Obstruct, Serious Impairment	15 ATTEMPTS
750.82	Felonious Assault	4 ATTEMPTS
750.822	Weapon-Free Schools - Assault w/ Dangerous Weapon	4 ATTEMPTS
750.83	Assault w/Intent to Murder	LIFE ATTEMPTS
750.84	Assault w/Intent to do Great Bodily Harm Less Than Murder	10 ATTEMPTS
750.86	Assault w/Intent to Maim	10 ATTEMPTS

DISPOSITIONS					
Total	Prison ¹	Jail	Jail/ Probation ²	Probation ²	Other ³
79,864	19,765 25%	17,090 21%	22,044 28%	20,243 25%	722 1%
70,196	18,889	14,853	19,333	16,524	597
9,668	876	2,237	2,711	3,719	125
1		1			
12	3	1	5	3	
1			1		
1				1	
3		2		1	
11	6		3	2	
5			3	2	
2				2	
4	1	1		2	
4	1	3			
483	7	237	70	157	12
1				1	
512	4	229	111	160	8
11		5		6	
87	1	51	24	9	2
2			1	1	
405	78	124	157	46	
4		2	2		
281	1	87	71	122	
6	1	4		1	
71	1	25	17	26	2
2		1	1		
40	3	10	21	6	
6	3	1		1	1
2,445	536	670	711	517	11
394	5	150	110	118	11
189	65	33	61	30	
8	1	2	1	4	
3	2			1	
1,982	518	288	642	526	8
371	26	86	144	112	3
2				2	
188	188				
587	364	36	112	74	1
57	22	7	23	5	
1			1		

NOTE: Be sure to check for related offense codes when examining a particular type of crime. They may or may not be in sequential order or even on the same page. Offenders may have multiple dispositions.

A2

2005 Criminal Court Dispositions by Offense and Type of Disposition – All Offenses

Page 30 of 31

Compiled Laws	Offense	Max. Penalty
	GRAND TOTAL	
	%	
	VIOLATIONS	
	ATTEMPTS	
750.87	Assault w/Intent to Commit Felony	10 ATTEMPTS
750.88	Assault w/Intent to Rob While Unarmed	15 ATTEMPTS
750.89	Assault w/Intent to Rob While Armed	LIFE ATTEMPTS
750.90BB	Assault - Pregnant Individual, Harm to Embryo/Fetus	10 ATTEMPTS
750.91	Homicide - Attempted Murder	LIFE ATTEMPTS
750.92	Attempt Commit Crime	10 ATTEMPTS
750540E1A	Telecommunications - Malicious Use, Threaten Harm of Person/Property	MISD ATTEMPTS
752.10031	Health Care Fraud - False Claim	4 ATTEMPTS
752.10032	Health Care Fraud - Medically Unnecessary	4 ATTEMPTS
752.10033	Health Care Fraud - False Statement	4 ATTEMPTS
752.10541	Copying Audio/Video Recordings for Gain - Misdemeanor	MISD ATTEMPTS
752.10542	Copy Audio/Video for Gain - Felony	5 ATTEMPTS
752.191	Felonious Driving	2 ATTEMPTS
752.272	Chemical Agents - Prohibited Uses	MISD ATTEMPTS
752.3651	Obscenity	MISD ATTEMPTS
752.541	Riot	10 ATTEMPTS
752.543	Unlawful Assembly	5 ATTEMPTS
752.794B	Computers - Fraudulent Access Over \$100	1 ATTEMPTS
752.796C	Computers - Use to Violate Theft Statute Over \$100	5 ATTEMPTS
752.7971B1	Computers - Fraudulent Access, \$200 - <\$1K	1 ATTEMPTS
752.7971C1	Computers - Fraudulent Access, \$1K - <\$20K	5 ATTEMPTS
752.7971D1	Computers - Fraudulent Access, \$20K or More	10 ATTEMPTS
752.7972A	Computers - Unauthorized Access	5 ATTEMPTS
752.7973A	Computers - Use to Commit Crime Max 1 Yr or Less	1 ATTEMPTS

DISPOSITIONS					
Total	Prison ¹	Jail	Jail/ Probation ²	Probation ²	Other ³
79,864	19,765 25%	17,090 21%	22,044 28%	20,243 25%	722 1%
70,196	18,889	14,853	19,333	16,524	597
9,668	876	2,237	2,711	3,719	125
10	4		5	1	
3		1	1	1	
71	45	5	12	9	
8	4		3	1	
145	129	2	9	2	3
7	4	2	1		
1	1				
7	7				
2		2			
2		1		1	
2			1	1	
32	1		3	28	
3				3	
2	1	1			
3		3			
28		3	6	19	
22		2	2	18	
2	1	1			
1			1		
1		1			
1			1		
2				2	
2		1	1		
6	6				
1					1
2			2		
11		1	6	4	
1			1		
6			1	5	
4			2	2	

NOTE: Be sure to check for related offense codes when examining a particular type of crime. They may or may not be in sequential order or even on the same page. Offenders may have multiple dispositions.

A2

2005 Criminal Court Dispositions by Offense and Type of Disposition – All Offenses

Page 31 of 31

Compiled Laws	Offense	Max. Penalty
	GRAND TOTAL	
	%	
	VIOLATIONS	
	ATTEMPTS	
752.7973B	Computers - Use to Commit Crime Max >1 Yrs - <2 Yrs	2 ATTEMPTS
752.7973C	Computers - Use to Commit Crime Max 2 yrs - <4 yrs	4 ATTEMPTS
752.7973D	Computers - Use to Commit Crime Max 4 yrs - <10 yrs	7 ATTEMPTS
752.7973E	Computers - Use to Commit Crime Max 10 yrs - <20 yrs	10 ATTEMPTS
752.7973F	Computers - Use to Commit Crime Max 20 yrs or More	20 ATTEMPTS
752.811	Breaking & Entering - Coin Operated Device	3 ATTEMPTS
752.811A	Breaking & Entering - Coin Operated Device	3 ATTEMPTS
752.811B	Breaking & Entering - Possess Tool to Open Coin-Operated Device	3 ATTEMPTS
752.861	Weapons - Firearms, Careless Use Cause Injury/Death	2 ATTEMPTS
752.862-B	Weapons - Firearms, Careless Use Prop. Damage Over \$50	1 ATTEMPTS
752.863A	Weapons - Firearms, Reckless Use	MISD ATTEMPTS
752.891	Weapons - BB Handgun - Possession/ Use By Minor	MISD ATTEMPTS
767A.91A	Prosecutor's Investigative Perjury	15 ATTEMPTS
769.10	Habitual Offender - 2nd Offense	LIFE ATTEMPTS
769.11	Habitual Offender - 3rd Offense	LIFE ATTEMPTS
769.12	Habitual Offender - 4th Offense	LIFE ATTEMPTS
800.2811	Prisons - Furnish Contraband to Prisoner in Prison	5 ATTEMPTS
800.2813	Prisons - Bring Contraband Into Prison	5 ATTEMPTS
800.2814	Prisons - Prisoner Possessing Contraband	5 ATTEMPTS
800.2833	Prisons - Bring Weapon into	5 ATTEMPTS
800.2834	Prisons - Prisoner Possessing Weapon	5 ATTEMPTS
801.2622	Jails - Prisoner Possess Weapon	5 ATTEMPTS
801.2631	Jails - Furnish Contraband to Prisoner	5 ATTEMPTS
801.2632	Jails - Prisoner Possessing Contraband	5 ATTEMPTS

DISPOSITIONS					
Total	Prison ¹	Jail	Jail/ Probation ²	Probation ²	Other ³
79,864	19,765 25%	17,090 21%	22,044 28%	20,243 25%	722 1%
70,196	18,889	14,853	19,333	16,524	597
9,668	876	2,237	2,711	3,719	125
4				4	
10		1	5	4	
56	28		14	14	
2	1		1		
5	2		1	2	
21	21				
1					
88	16	32	21	19	
16	3	5	6	2	
1				1	
20	2	2	5	11	
1				1	
3			1	2	
35		11	8	11	5
1		1			
1				1	
11	1	9		1	
1		1			
1				1	
7	3		1	3	
1		1			
14	2	5	3	4	
4		1	1	2	
18	15	1	1	1	
1	1				
40	40				
11	11				
4	1	2		1	
1		1			
9	3	1	5		
2		1	1		
21	2	13	1	5	
6	2	2	1	1	

NOTE: Be sure to check for related offense codes when examining a particular type of crime. They may or may not be in sequential order or even on the same page. Offenders may have multiple dispositions.

¹ Includes HYTA Prison ² Includes Delayed and Suspended Sentences, HYTA Probation, and SAI Probation ³ Includes Restitution, Fines, Costs, Community Service and DHS sentences

SOURCE: OMNI BIR Extract

A2a 2005 Criminal Court Dispositions by Offense and Type of Disposition – Non-Assaultive Offenses

Page 1 of 20

			DISPOSITIONS					
Compiled Laws	Offense	Max. Penalty	Total	Prison ¹	Jail	Jail/ Probation ²	Probation ²	Other ³
GRAND TOTAL			40,044	9,114	8,769	11,584	10,125	452
%				23%	22%	29%	25%	1%
VIOLATIONS			34,660	8,680	7,548	10,124	7,941	367
ATTEMPTS			5,384	434	1,221	1,460	2,184	85
15.327	Contracts of Public Servants w/ Public Entities-Violations	MISD ATTEMPTS	1		1			
28.2143-B	Lein Info. - Unauthorized Disclosure 2nd+ Offense	4 ATTEMPTS	1				1	
28.243A	Fingerprinting - Refusal	MISD ATTEMPTS	9		7		1	1
28.293	State ID Card - False Application	15 ATTEMPTS	1				1	
28.2931	State ID Card - False Application	5 ATTEMPTS	7		3	1	3	
			2		1			1
28.2951A	State ID Card - Alter/Forge/Use to Commit Felony	10 ATTEMPTS	1		1		1	
			2			1		
28.2951A-A	State ID Card - Alter/Forge/Use to Commit Felony	10 ATTEMPTS	1		1			
28.2951B-A	State ID Card - Alter/Forge/Use to Commit Felony or Misdemeanor	5 ATTEMPTS	1		1			
28.2952	State ID Card - Used w/o Permission	5 ATTEMPTS	1				1	
28.2953	State ID Card - Use Stolen Card to Commit Felony	VAR ATTEMPTS	2		1	1		
28.425K2A	Weapons - Pistols, Carrying Concealed While Under the Influence	MISD ATTEMPTS	3			1	2	
28.5953-A	State ID Card - Counterfeit/Forged, Possession	MISD ATTEMPTS	1		1			
28.729	Sex Offender - Fail to Register	4 ATTEMPTS	277	48	103	78	44	4
			86	2	39	10	26	9
28.7291A	Sex Offender - Fail to Register	4 ATTEMPTS	8		1	5	1	1
			8		2	5	1	
28.7291B	Sex Offender - Fail to Register, 2nd Offense	7 ATTEMPTS	8	4	2	1	1	
28.7292	Sex Offenders - Failure to Comply w/ Duties	MISD ATTEMPTS	18		12	5	1	
28.7293	Sex Offender - Fail to Sign Registration	MISD ATTEMPTS	1				1	
125.1523	State Construction Code Violation	MISD ATTEMPTS	3				3	
168.932AB	Election Law - Use False Name to Vote	4 ATTEMPTS	1			1		
205.271A	Taxes - Fail to File/False Return	5 ATTEMPTS	8		1	1	5	1
			1			1		
205.271B	Taxes - Aid & Abet Tax Evasion File False Returns	5 ATTEMPTS	7	4	3			
205.271C	Taxes - Make/Permit False Returns	5 ATTEMPTS	2		1	1		
205.274	Taxes - General Violations	MISD ATTEMPTS	7		7			
205.4282	Tobacco Products Tax Act Violation Felony	5 ATTEMPTS	4				4	
			5		1		4	

NOTE: Be sure to check for related offense codes when examining a particular type of crime. They may or may not be in sequential order or even on the same page. Offenders may have multiple dispositions.

A2a 2005 Criminal Court Dispositions by Offense and Type of Disposition — Non-Assaultive Offenses

Page 2 of 20

			DISPOSITIONS					
Compiled Laws	Offense	Max. Penalty	Total	Prison ¹	Jail	Jail/ Probation ²	Probation ²	Other ³
	GRAND TOTAL		40,044	9,114	8,769	11,584	10,125	452
	%			23%	22%	29%	25%	1%
	VIOLATIONS		34,660	8,680	7,548	10,124	7,941	367
	ATTEMPTS		5,384	434	1,221	1,460	2,184	85
205.4283	Tobacco Products Tax Act Violations Misdemeanor	1 ATTEMPTS	3				2	1
205.4284	Tobacco Products Tax Act Violations	MISD ATTEMPTS	1				1	
257.135321	Used Car Part Dealer - Fail to Record Material Matter - 1st	MISD ATTEMPTS	1				1	
257.1355B	Used Car Parts Dealer - Falsify Record	2 ATTEMPTS	2				2	
257.215	Operating - Unregistered Vehicle	MISD ATTEMPTS	4		3	1		
257.2171	Title Applications - Omitting Information	MISD ATTEMPTS	1				1	
257.22559	Improper Use of License Plates	MISD ATTEMPTS	1				1	
257.233A6	Motor Vehicles - Odometer Tampering	5 ATTEMPTS	4		2		2	
257.254	Motor Vehicle Code - Intent to Pass False Title	10 ATTEMPTS	79	7	15	30	26	1
257.2551	License Plates - Commercial Vehicle Expired/None	MISD ATTEMPTS	5	1		1	3	
257.256	License Plate/Registration/Title Unlawful Use	MISD ATTEMPTS	67	1	46	9	7	4
257.257	License Documents/Plates - Forgery	5 ATTEMPTS	51	5	11	9	20	6
257.2572	License Documents/Plates - Forgery - 2nd Offense	7 ATTEMPTS	39		4	8	25	2
257.2573	License Documents/Plates - Forgery - 3rd+ Offense	15 ATTEMPTS	1		1			
257.301	Operating - No/Multiple Licenses	MISD ATTEMPTS	51	1	34	8	5	3
257.3096	Driver's License - Corrupt an Examining Officer	5 ATTEMPTS	1		1			
257.31010	Driver's License - Forged, Possession	MISD ATTEMPTS	5		2	1	1	1
257.3103B	Driver's License - Forgery/Use to Commit < 1 Yr Offense	VAR ATTEMPTS	1				1	
257.3107A	Driver's License - Forge w/ Intent to Commit Crime Max 10 Yrs+	10 ATTEMPTS	14	4	1	4	5	
257.3107B	Driver's License - Forge w/ Intent to Commit Crime Max 6mos-<10 yrs	5 ATTEMPTS	2				2	
257.3109	Driver's License - Forged, Possession of 2 or More	5 ATTEMPTS	1			1		
257.311	Operate w/o License	MISD ATTEMPTS	2		1	1		
257.312	Operate w/Restricted License	MISD ATTEMPTS	2				2	
257.312A	Operating - Motorcycles/Mopeds w/o Indorsement	MISD ATTEMPTS	52		33	9	6	4
			41		24	6	8	3
			3		2		1	

NOTE: Be sure to check for related offense codes when examining a particular type of crime. They may or may not be in sequential order or even on the same page. Offenders may have multiple dispositions.

A2a 2005 Criminal Court Dispositions by Offense and Type of Disposition — Non-Assaultive Offenses

Page 3 of 20

			DISPOSITIONS					
Compiled Laws	Offense	Max. Penalty	Total	Prison ¹	Jail	Jail/ Probation ²	Probation ²	Other ³
GRAND TOTAL			40,044	9,114	8,769	11,584	10,125	452
%				23%	22%	29%	25%	1%
VIOLATIONS			34,660	8,680	7,548	10,124	7,941	367
ATTEMPTS			5,384	434	1,221	1,460	2,184	85
257.324	Operate w/Forged/Altered License/ False ID	MISD ATTEMPTS	87 1	3	72 1	7	3	2
257.328	Motor Vehicle Code - Producing False Evidence of Insurance	MISD ATTEMPTS	4				4	
257.3291	Insurance Certificates - Possess/ Sale of Stolen/Counterfeit	5 ATTEMPTS	17 5		1	2 1	13 4	1
257.602	Police Officer - Refuse to Obey Traffic Order	MISD ATTEMPTS	7		2	3	2	
257.617A	Fail to Stop at Personal Injury Accident	1 ATTEMPTS	34		16	8	10	
257.618	Fail to Stop at Property Damage Accident (Attended Vehicle)	MISD ATTEMPTS	45 1	1	31	2 1	9	2
257.620	Fail to Stop after Collision	MISD ATTEMPTS	34	1	25	5	2	1
257.621	Failure to Report Accident to Fixtures	MISD ATTEMPTS	2	1	1			
257.622	Fail to Report Accident	MISD ATTEMPTS	14		10	1	1	2
257.624A	Alcohol - Open Container in Vehicle	MISD ATTEMPTS	109	2	66	15	18	8
257.624B1	Alcohol - Possession By Minor in Motor Vehicle	MISD ATTEMPTS	4		3		1	
257.625	Operating Vehicle Intoxicated	15 ATTEMPTS	2 2	1	1		1	1
257.6251	Operating Vehicle Intoxicated	15 ATTEMPTS	1 1		1		1	
257.6251-A	Operating Vehicle Intoxicated	MISD ATTEMPTS	637 18	17	271 4	180 3	154 11	15
257.62510B	Operating Vehicle Intoxicated - 2nd Offense	1 ATTEMPTS	40		15	18	7	
257.62510C	Operating Vehicle Intoxicated - 3rd Offense	1 ATTEMPTS	81	9	9	56	7	
257.6253A	Operate - Impaired	MISD ATTEMPTS	126 5	3	57 1	32 3	26	8 1
257.6256	Operating Vehicle Intoxicated, Impaired - 3rd Felony	5 ATTEMPTS	2 1		2			
257.6256-A	Minor Operating Vehicle, w/ Any Blood Alcohol Content	MISD ATTEMPTS	28		5	9	10	4
257.6256B	Operating Vehicle Intoxicated, Contr. Sub. - 2nd Offense	1 ATTEMPTS	285 4	3	107	122 2	51 2	2
257.6256D	Operating Vehicle Intoxicated, Contr. Sub. - 3rd Offense	5 ATTEMPTS	2,956 5	776 1	321 1	1,686 2	171 1	2
257.6257A1	Operating Vehicle Intoxicated, w/ Occupant <16	1 ATTEMPTS	40 1		11	21	8 1	
257.6257A2	Operating Vehicle Intoxicated, w/ Occupant <16 - 2nd+ Offense	5 ATTEMPTS	92 1	5	8	76	3 1	
257.6257B2	Operating Vehicle Intoxicated, Minor w/ Any BAC, Occupant <16 - 2nd Offense	MISD ATTEMPTS	1			1		

NOTE: Be sure to check for related offense codes when examining a particular type of crime. They may or may not be in sequential order or even on the same page. Offenders may have multiple dispositions.

A2a 2005 Criminal Court Dispositions by Offense and Type of Disposition – Non-Assaultive Offenses

Page 4 of 20

			DISPOSITIONS					
Compiled Laws	Offense	Max. Penalty	Total	Prison ¹	Jail	Jail/ Probation ²	Probation ²	Other ³
GRAND TOTAL			40,044	9,114	8,769	11,584	10,125	452
%				23%	22%	29%	25%	1%
VIOLATIONS			34,660	8,680	7,548	10,124	7,941	367
ATTEMPTS			5,384	434	1,221	1,460	2,184	85
257.6258	Operating Vehicle, w/ Presence of Controlled Substance	MISD ATTEMPTS	49		25	9	13	2
257.625B	OUIL	5 ATTEMPTS	12		6	3		3
257.626	Driving - Reckless	MISD ATTEMPTS	78	2	35	13	22	6
257.653A2	Passing EMS - Misd.	MISD ATTEMPTS	1				1	
257.653A2	Passing EMS - Misd.	MISD ATTEMPTS	2		1			1
257.903	Motor Vehicle Code, False Certification	5 ATTEMPTS	45	6	7	18	13	1
257.9032	Motor Vehicle Code, False Certification - 2nd Offense	7 ATTEMPTS	7		4		2	1
257.904	Operate - License Suspended/ Revoked/Denied	15 ATTEMPTS	1			1		
257.904	Operate - License Suspended/ Revoked/Denied	15 ATTEMPTS	23	1	13	6	2	1
257.9041B	Operate - Allow Suspended/Revoked/ Denied to Operate	MISD ATTEMPTS	1					
257.9041B	Operate - Allow Suspended/Revoked/ Denied to Operate	MISD ATTEMPTS	702	9	447	114	100	32
257.9041C	Operate - Allow Suspended/Revoked/ Denied to Operate - 2nd+ Offense	1 ATTEMPTS	3		1		2	
257.9041C	Operate - Allow Suspended/Revoked/ Denied to Operate - 2nd+ Offense	1 ATTEMPTS	668	16	470	113	54	15
257.904A	Operating - No License for 3 Years	MISD ATTEMPTS	1					
257.904A	Operating - No License for 3 Years	MISD ATTEMPTS	5		4	1		
257.904E	Motor Vehicle - Immobilization - Violations	MISD ATTEMPTS	1				1	
289.51072	Food Law - Felony Violations	4 ATTEMPTS	2		1		1	
289.51072	Food Law - Felony Violations	4 ATTEMPTS	2		1		1	
324.31152A	Water Resources Protection Violation	2 ATTEMPTS	2				2	
324.401131	Wildlife Conservation Part - Using Artificial Light/Weapon	MISD ATTEMPTS	1		1			
324.401181	Wildlife Conservation Part - General Violations	MISD ATTEMPTS	1					1
324.401183	Wildlife Conservation Part - Taking Deer/Bear/Turkeys	MISD ATTEMPTS	4		2	1	1	
324.41105	Fish & Game - Order/Rule Violation	MISD ATTEMPTS	1				1	
324.435161	Hunting and Fishing License Part - Displaying License	MISD ATTEMPTS	1					1
324.43521	Hunting/Fishing w/o License	MISD ATTEMPTS	1				1	
324.435261	Hunting & Fishing License Part - Hunting Deer w/o License	MISD ATTEMPTS	1		1			
324.435585	Hunt/Fish License Part-Hunt/Possess Game Ineligible for License	MISD ATTEMPTS	1		1			
324.731021	Trespass, Recreational Trespass Law	MISD ATTEMPTS	2		2			
324.801761	Marine Safety, OUIL Per Se	MISD ATTEMPTS	1		1			
324.801763	Marine Safety, OWI	MISD ATTEMPTS	1		1			

NOTE: Be sure to check for related offense codes when examining a particular type of crime. They may or may not be in sequential order or even on the same page. Offenders may have multiple dispositions.

A2a 2005 Criminal Court Dispositions by Offense and Type of Disposition — Non-Assaultive Offenses

Page 5 of 20

			DISPOSITIONS					
Compiled Laws	Offense	Max. Penalty	Total	Prison ¹	Jail	Jail/ Probation ²	Probation ²	Other ³
GRAND TOTAL			40,044	9,114	8,769	11,584	10,125	452
%				23%	22%	29%	25%	1%
VIOLATIONS			34,660	8,680	7,548	10,124	7,941	367
ATTEMPTS			5,384	434	1,221	1,460	2,184	85
324.811351	ORV - Impaired	MISD	1		1			
		ATTEMPTS						
324.81140A2A	ORV - Operate, License Suspended/ Revoked	MISD	2		1		1	
		ATTEMPTS						
324.82119	Snowmobiles - Operation on Highway	MISD	2		1	1		
		ATTEMPTS						
324.821271	Snowmobiles - OUIL - Misd.	MISD	1		1			
		ATTEMPTS						
324.82147A2	Snowmobiles - Operating - License Supsended Revoked	MISD	1		1			
		ATTEMPTS						
324.8903	Littering - Objects in Path of Vehicle	MISD	7		2		5	
		ATTEMPTS						
324.89052	Litter - Infectious Waste	2	1		1			
		ATTEMPTS						
333.12715	Water Wells - Order Violations	MISD	1					1
		ATTEMPTS						
333.13102	Body Art Facility- Tadoo/Piercing/Brandi on Minor or Intoxicated	MISD	1		1			
		ATTEMPTS						
333.16294	Health Profession - Unauthorized	4	4	1			3	
		Practice Felony	3			3		
		ATTEMPTS						
333.16296A	Health Profession - Unauthorized	MISD	2				1	1
		Use of Title						
		ATTEMPTS						
338.823-A	Private Detectives - No License	4	1				1	
		ATTEMPTS						
339.6013	Occupational Code - Performing	MISD	7	1	1	4		1
		Occupation w/o License - 1st Offense	1					1
		ATTEMPTS						
339.6014	Occupational Code - Performing	MISD	3		1		2	
		Occupation w/o License - 2nd Offense						
		ATTEMPTS						
400.60	Fraud - Welfare	4	1		1			
		ATTEMPTS						
400.601-A	Fraud - Welfare, \$500 or Less	4	8		4	1	3	
		ATTEMPTS						
400.601-B	Fraud - Welfare, Over \$500	4	20		1	4	14	1
		ATTEMPTS	13		3	1	9	
400.602	Fraud - Welfare, Failure to Inform	4	1				1	
		ATTEMPTS						
400.602-A	Fraud - Welfare, Failure to Inform, \$500 or Less	MISD	4		1		3	
		ATTEMPTS	1			1		
400.602-B	Fraud - Welfare, Failure to Inform, Over \$500	4	270	1	7	8	254	
		ATTEMPTS	20		3	3	13	1
400.6031	Medicaid Fraud - False Statement in Benefit Application	4	1				1	
		ATTEMPTS						
400.6033	Medicaid Fraud - Conceal Information	4	1				1	
		ATTEMPTS						
400.6071	Medicaid Fraud - False Claim	4	5		1	2	2	
		ATTEMPTS	1			1		
432.2181	Gambling Operations - Felony Violations	10	1				1	
		ATTEMPTS						

NOTE: Be sure to check for related offense codes when examining a particular type of crime. They may or may not be in sequential order or even on the same page. Offenders may have multiple dispositions.

A2a 2005 Criminal Court Dispositions by Offense and Type of Disposition – Non-Assaultive Offenses

Page 6 of 20

			DISPOSITIONS					
Compiled Laws	Offense	Max. Penalty	Total	Prison ¹	Jail	Jail/ Probation ²	Probation ²	Other ³
GRAND TOTAL			40,044	9,114	8,769	11,584	10,125	452
%				23%	22%	29%	25%	1%
VIOLATIONS			34,660	8,680	7,548	10,124	7,941	367
ATTEMPTS			5,384	434	1,221	1,460	2,184	85
432.2182	Gambling Activities - Felony Violations	10 ATTEMPTS	4		2	1	1	
432.30	Lottery - Forge/Counterfeit Ticket	5 ATTEMPTS	5		2	1	2	
436.16131	Alcohol - Furnishing Place for Consideration (1 Yr Felony)	MISD ATTEMPTS	1			1		
436.17011-A	Alcohol - Sell/Furnish to Minor	MISD ATTEMPTS	4				4	
436.17011-B	Alcohol - Sell/Furnish to Minor	MISD ATTEMPTS	25	1	17	4	1	2
436.17031A	Alcohol - Purchase/Consume/ Possess by Minor	MISD ATTEMPTS	1		1			
436.17031B	Alcohol - Purchase/Consume/ Possess by Minor - 2nd Offense	MISD ATTEMPTS	65		15	16	11	23
436.17031C	Alcohol - Purchase/Consume/ Possess by Minor - 3rd+ Offense	MISD ATTEMPTS	6		3		1	2
436.17032A	Alcohol - Use of Fraudulent Identification by Minor	MISD ATTEMPTS	4				1	3
445.65	Identity Theft	5 ATTEMPTS	1				1	
445.67	Identity Theft - Obtain/Possess/ Transfer ID w/Intent	5 ATTEMPTS	75	12	5	33	24	1
462.273	Trains - Trespass on Tracks	MISD ATTEMPTS	6		1	1	4	
484.16052	Emergency 911 Service, Unauthorized	MISD ATTEMPTS	12	5	1	3	3	
500.3102	Motor Vehicle - Operating w/o Security	MISD ATTEMPTS	1				1	
500.45111	Insurance - Fraudulent Acts	4 ATTEMPTS	1				1	
500.45112	Insurance Fraud - Conspiracies	10 ATTEMPTS	25		14	4	5	2
570.111010C	Contractor - False Sworn Statements, \$1K - <\$20K	5 ATTEMPTS	62	11	9	10	32	
570.111010D1	Contractor - False Sworn Statements, \$20K or More	10 ATTEMPTS	7			1	6	
570.152	Contractor - Fraudulent Use of Building Contract Fund	3 ATTEMPTS	5			2	2	1
600.1701	Contempt of Court	MISD ATTEMPTS	1			1		
600.2907A2	Real Property - Encumber w/o Lawful Cause	3 ATTEMPTS	1		1			
722.642	Tobacco - Possession/Use by Minor	MISD ATTEMPTS	7		1		2	4
750.110	Breaking & Entering - Bldg. w/Intent	15 ATTEMPTS	1,964	719	242	672	326	5
750.110-A	Breaking & Entering - Unoccupied Bldg. w/Intent	10 ATTEMPTS	400	79	77	136	108	
			5		5			
			3	1	2			

NOTE: Be sure to check for related offense codes when examining a particular type of crime. They may or may not be in sequential order or even on the same page. Offenders may have multiple dispositions.

A2a 2005 Criminal Court Dispositions by Offense and Type of Disposition — Non-Assaultive Offenses

Page 7 of 20

			DISPOSITIONS					
Compiled Laws	Offense	Max. Penalty	Total	Prison ¹	Jail	Jail/ Probation ²	Probation ²	Other ³
GRAND TOTAL			40,044	9,114	8,769	11,584	10,125	452
%				23%	22%	29%	25%	1%
VIOLATIONS			34,660	8,680	7,548	10,124	7,941	367
ATTEMPTS			5,384	434	1,221	1,460	2,184	85
750.110-B	Breaking & Entering - Occupied Bldg. w/Intent	15 ATTEMPTS	1		1			
750.110A3	Home Invasion - 2nd Degree	15 ATTEMPTS	1,562	717	159	409	272	5
750.110A4	Home Invasion - 3rd Degree	5 ATTEMPTS	178	48	31	54	44	1
750.111	Breaking & Entering - Entry w/o Breaking, w/Intent	5 ATTEMPTS	517	90	100	196	129	2
750.113	Breaking & Entering - Coin Box	MISD ATTEMPTS	44	2	14	15	11	2
750.115	Breaking & Entering - Illegal Entry w/o Owner's Permission/Denied	MISD ATTEMPTS	132	37	18	43	34	
750.115A	Illegal Entry (w/o Owners Permission)	MISD ATTEMPTS	13	1	4	5	3	
750.116	Burglar's Tools - Possess	10 ATTEMPTS	2		2			
750.117	Public Officer - Bribery	4 ATTEMPTS	11		7	1	3	
750.1227A	Witness - Bribe/Intimidate/Interfere	4 ATTEMPTS	106	3	55	13	35	
750.125	Bribery - Agents, Servants, Employees	MISD ATTEMPTS	3		1	2		
750.131	Check - Non-Sufficient Funds	2 ATTEMPTS	93	36	12	28	17	
750.1313A1	Check - Non-Sufficient Funds, Less than \$100	MISD ATTEMPTS	19		7	7	5	
750.1313B1	Check - Non-Sufficient Funds, \$100 - <\$500	1 ATTEMPTS	2			1	1	
750.1313C	Check - Non-Sufficient Funds, \$500 or more	2 ATTEMPTS	16	5	4	4	3	
750.131A	Check - No Account or Non-Sufficient Funds	2 ATTEMPTS	9	3	1	4	1	
750.131A1	Check - No Account	2 ATTEMPTS	1			1		
750.131A2	Check - Non-Sufficient Funds, Three w/in 10 days	2 ATTEMPTS	1				1	
750.141A2	Drugs/Alcohol - Allowing Consumption by Minors	MISD ATTEMPTS	10		4	2	3	1
750.147B	Ethnic Intimidation	2 ATTEMPTS	31		8	10	10	3
750.157A	Compounding Offenses	5 ATTEMPTS	100	15	10	35	39	1
750.157AB	Conspiracy - Gamble Illegally	5 ATTEMPTS	7			1	6	
750.157N	Financial Transaction Device - Steal/Retain/Possess	4 ATTEMPTS	9		2	1	6	
750.157N1	Financial Transaction Device - Steal/Retain w/o Consent	4 ATTEMPTS	6		3	2	1	
			496	57	133	187	109	10
			14		4	4	5	1
			132	15	32	51	33	1
			9		2	4	2	1
			3		2	1		
			13	2	2	6	3	
			9	1	2	4	2	
			2			1	1	
			2				1	1
			2		1	1		
			1,056	165	231	278	379	3
			97	9	23	28	37	

NOTE: Be sure to check for related offense codes when examining a particular type of crime. They may or may not be in sequential order or even on the same page. Offenders may have multiple dispositions.

A2a 2005 Criminal Court Dispositions by Offense and Type of Disposition – Non-Assaultive Offenses

Page 8 of 20

			DISPOSITIONS					
Compiled Laws	Offense	Max. Penalty	Total	Prison ¹	Jail	Jail/ Probation ²	Probation ²	Other ³
GRAND TOTAL			40,044	9,114	8,769	11,584	10,125	452
%				23%	22%	29%	25%	1%
VIOLATIONS			34,660	8,680	7,548	10,124	7,941	367
ATTEMPTS			5,384	434	1,221	1,460	2,184	85
750.157N2	Financial Transaction Device - Possess Fraudulent One	4 ATTEMPTS	34		11	16	7	
			8			3	5	
750.157P	Financial Transaction Device - Possess w/Intent to Use/Sell	4 ATTEMPTS	132	17	33	36	44	2
			16	1	5	3	7	
750.157Q	Financial Transaction Device - Illegal Sale/Use	4 ATTEMPTS	265	50	49	79	87	
			30	1	4	13	12	
750.157R	Financial Transaction Device - Forge/Alter/Counterfeit	4 ATTEMPTS	3		2		1	
			2				2	
750.157U	Financial Transaction Device - Overcharge	4 ATTEMPTS	5			4	1	
			2			2		
750.157V	Financial Transaction Device - False ID	4 ATTEMPTS	27	6	5	12	4	
			4		1		3	
750.157W1A	Financial Trans. Device - Fraud Withdraw/Transfer, <\$200	MISD ATTEMPTS	1				1	
750.157W1C1	Financial Trans. Device - Fraud Withdraw/Transfer, \$1K - <\$20K	5 ATTEMPTS	4	1	1	2		
			4	1	2		1	
750.15911	Criminal Enterprise - Conduct	20 ATTEMPTS	30	14	2	11	3	
			1			1		
750.15912	Criminal Enterprise - Acquire/Maintain	20 ATTEMPTS	2				2	
750.15913	Criminal Enterprise - Racketeering Proceeds	20 ATTEMPTS	1			1		
			1		1			
750.160	Dead Bodies - Disinterment and Mutilation	10 ATTEMPTS	6	5	1			
750.161	Desertion/Abandon/Non-Support	3 ATTEMPTS	57	9	11	24	13	
			8	2	4	1	1	
750.165	Child Support - Fail to Pay	4 ATTEMPTS	915	87	73	326	426	3
			337	16	29	71	220	1
750.167	Disorderly Person	MISD ATTEMPTS	1		1			
750.1671A	Disorderly Person - Non-Support	MISD ATTEMPTS	21		4	4	9	4
750.1671B	Disorderly Person - Common Prostitute	MISD ATTEMPTS	1		1			
750.1671DA	Disorderly Person - Gambling	MISD ATTEMPTS	1		1			
750.1671DB	Disorderly Person - Illegal Occupation	MISD ATTEMPTS	2		1			1
750.1671E	Disorderly Person - Drunk	MISD ATTEMPTS	22		12	4	6	
750.1671H	Disorderly Person - Begging	MISD ATTEMPTS	1				1	
750.1671J	Disorderly Person - Loitering about Illegal Business	MISD ATTEMPTS	9		4		4	1
750.1671L	Disorderly Person - Jostling	MISD ATTEMPTS	11		5	1	2	3
750.170	Disturbing the Peace	MISD ATTEMPTS	38		19	4	10	5

NOTE: Be sure to check for related offense codes when examining a particular type of crime. They may or may not be in sequential order or even on the same page. Offenders may have multiple dispositions.

A2a 2005 Criminal Court Dispositions by Offense and Type of Disposition — Non-Assaultive Offenses

Page 9 of 20

			DISPOSITIONS					
Compiled Laws	Offense	Max. Penalty	Total	Prison ¹	Jail	Jail/ Probation ²	Probation ²	Other ³
	GRAND TOTAL		40,044	9,114	8,769	11,584	10,125	452
	%			23%	22%	29%	25%	1%
	VIOLATIONS		34,660	8,680	7,548	10,124	7,941	367
	ATTEMPTS		5,384	434	1,221	1,460	2,184	85
750.174	Embezzle - Agent or Trustee	10	2		2			
	ATTEMPTS		1				1	
750.174-B	Embezzlement - Agent or Trustee, Over \$100	10	19	3	12	1		3
	ATTEMPTS		3	1		1	1	
750.1742	Embezzlement - Less Than \$200	MISD	6		4	1	1	
	ATTEMPTS							
750.1743A	Embezzle - Agent or Trustee \$200 - <\$1K	1	65	1	9	16	35	4
	ATTEMPTS							
750.1744A	Embezzle - Agent or Trustee, \$1K - <\$20K	5	479	45	36	150	247	1
	ATTEMPTS		98	4	6	32	56	
750.1744B	Embezzle - Agent or Trustee, \$200 - <\$1K - 2nd+ Offense	5	7	3	1	2	1	
	ATTEMPTS							
750.1745A	Embezzle - Agent or Trustee, \$20K - <\$50K	10	99	22	6	39	32	
	ATTEMPTS		17	1		5	11	
750.1745B	Embezzle - Agent or Trustee, \$1K - <\$20K - 3rd+ Offense	10	2	1			1	
	ATTEMPTS							
750.174A3A	Embezzlement - From Vulnerable Adult, \$200 - <\$1K	1	2			1	1	
	ATTEMPTS							
750.174A4A	Embezzlement - From Vulnerable Adult, \$1K - <\$20K	5	25	3		6	16	
	ATTEMPTS		2			1	1	
750.174A5A	Embezzlement - From Vulnerable Adult, \$20K or More	10	5	1	1	3		
	ATTEMPTS		1				1	
750.175	Embezzle - Public Official, Over \$50	10	13			2	11	
	ATTEMPTS							
750.176	Embezzle - Administrator/Executor/ Guardian	10	1				1	
	ATTEMPTS							
750.1773A	Embezzle - Chattel Mortgagor, \$1K - <\$20K	5	1				1	
	ATTEMPTS							
750.180	Embezzle - Financial Institutions	20	3			2	1	
	ATTEMPTS		5			1	4	
750.1814A	Embezzle - Jointly Held Property, \$1K - <\$20K	5	1		1			
	ATTEMPTS		1			1		
750.1815A	Embezzle - Jointly Held Property \$20K or More	10	1				1	
	ATTEMPTS							
750.183-A	Escape - Aiding Prisoner - Felony	7	3	1	1	1		
	ATTEMPTS		1			1		
750.186A	Escape - Juvenile Facility	4	18	4	6	3	5	
	ATTEMPTS		5		3		1	1
750.193	Escape - Prison	5	15	14	1			
	ATTEMPTS		2	1	1			
750.1951	Escape - From Misdemeanor Jail Sentence	2	16	2	10	3	1	
	ATTEMPTS							
750.1952	Escape - From Felony Jail Sentence	4	34	17	10	6	1	
	ATTEMPTS		6	2	4			
750.1971	Escape - Awaiting Trial for Misdemeanor	2	3	2	1			
	ATTEMPTS							
750.1972	Escape - Awaiting Trial for Felony	4	12	7	3	1	1	
	ATTEMPTS							

NOTE: Be sure to check for related offense codes when examining a particular type of crime. They may or may not be in sequential order or even on the same page. Offenders may have multiple dispositions.

A2a 2005 Criminal Court Dispositions by Offense and Type of Disposition — Non-Assaultive Offenses

Page 10 of 20

			DISPOSITIONS					
Compiled Laws	Offense	Max. Penalty	Total	Prison ¹	Jail	Jail/ Probation ²	Probation ²	Other ³
GRAND TOTAL			40,044	9,114	8,769	11,584	10,125	452
%				23%	22%	29%	25%	1%
VIOLATIONS			34,660	8,680	7,548	10,124	7,941	367
ATTEMPTS			5,384	434	1,221	1,460	2,184	85
750.197A	Escape - Lawful Custody	1	15		10	4	1	
ATTEMPTS								
750.199	Harboring Escapees	MISD	1		1			
ATTEMPTS								
750.199A	Bond - Abscond or Forfeit	4	99	34	40	16	9	
ATTEMPTS			23	1	16	2	1	3
750.215	False Personation of Public Officer	MISD	3		2		1	
ATTEMPTS			1		1			
750.2153	Impersonate Peace Officer to Commit Crime	4	3	2	1			
ATTEMPTS								
750.217	Obstruct Officer By Disguise	1	2		2			
ATTEMPTS								
750.217B	False Personation - Utility Worker	2	1		1			
ATTEMPTS								
750.218	False Pretenses w/Intent to Defraud	10	2		1		1	
ATTEMPTS			1			1		
750.218-A	False Pretenses - \$100 or Less	1	1					1
ATTEMPTS								
750.218-B	False Pretenses - Over \$100	10	6		3	2	1	
ATTEMPTS			4	2		1	1	
750.2183	False Pretenses - Less Than \$200	MISD	16		8	2	5	1
ATTEMPTS			3			1	2	
750.2183A	False Pretenses - \$200 - <\$1K	1	42		9	10	21	2
ATTEMPTS			2				2	
750.2184A	False Pretenses - \$1K - <\$20K	5	215	44	28	64	78	1
ATTEMPTS			52	4	12	19	15	2
750.2184B	False Pretenses - \$200 - <\$1K - 2nd+ Offense	5	1		1			
ATTEMPTS								
750.2185A	False Pretenses - \$20K or More	10	45	14	1	22	8	
ATTEMPTS			8	2		6		
750.219A2B1	Telecommunications - Avoid Payment, \$200 - <\$1K	MISD	1				1	
ATTEMPTS								
750.219A2C1	Telecommunications - Avoid Payment, \$1K - < \$20K	5	1				1	
ATTEMPTS								
750.219E	Financial Institution - Unauthorized Credit Application	4	12	5	3	2	2	
ATTEMPTS			1				1	
750.219F	Financial Institution - Forward Unauthorized Credit App	4	1			1		
ATTEMPTS								
750.2241-A	Weapons - Dangerous Weapon, Misc.	5	52	5	13	14	19	1
ATTEMPTS			20		5	5	10	
750.2241-B	Weapons - Dangerous Weapon, Gas Ejecting Device	5	4		3		1	
ATTEMPTS								
750.224A	Weapons - Taser, Possession or Sale Taser	4	28	3	12	7	6	
ATTEMPTS			11		2	1	7	1
750.224B	Weapons - Firearms, Short-Barrel Shotgun/Rifle	5	60	15	13	12	19	1
ATTEMPTS			13	1	3	2	7	
750.224F	Weapons - Firearms, Possession by Felon	5	775	496	74	103	100	2
ATTEMPTS			24	3	8	5	7	1

NOTE: Be sure to check for related offense codes when examining a particular type of crime. They may or may not be in sequential order or even on the same page. Offenders may have multiple dispositions.

A2a 2005 Criminal Court Dispositions by Offense and Type of Disposition – Non-Assaultive Offenses

Page 11 of 20

			DISPOSITIONS					
Compiled Laws	Offense	Max. Penalty	Total	Prison ¹	Jail	Jail/ Probation ²	Probation ²	Other ³
GRAND TOTAL			40,044	9,114	8,769	11,584	10,125	452
%				23%	22%	29%	25%	1%
VIOLATIONS			34,660	8,680	7,548	10,124	7,941	367
ATTEMPTS			5,384	434	1,221	1,460	2,184	85
750.226	Weapons - Dangerous Weapon, Carry w/Unlawful Intent	5 ATTEMPTS	71	29	10	19	13	
750.226A	Weapons - Switchblade, Possession or Sale	1 ATTEMPTS	9	2	2	2	3	
750.227	Weapons - Carry Concealed	5 ATTEMPTS	35		14	7	13	1
750.227A	Weapons - Firearms - Unlawful Possession by Security Guard	4 ATTEMPTS	1,220	276	237	242	450	15
750.227B	Weapons - Felony Firearm	10 ATTEMPTS	789	14	116	207	431	21
750.227B-A	Weapons - Felony Firearm	2 ATTEMPTS	1		1			
750.227B-B	Weapons - Felony Firearm - 2nd Offense	5 ATTEMPTS	6	4			2	
750.227B-C	Weapons - Felony Firearm - 3rd Offense	10 ATTEMPTS	1	1				
750.227C	Weapons - Firearms, Possess Loaded in Vehicle	2 ATTEMPTS	1,680	1,623	4	4	44	5
750.227D	Weapons - Firearms, Improper Possession in Vehicle	MISD ATTEMPTS	20	3	9	2	6	
750.227F	Body Armor - Wear During Violent Crime	4 ATTEMPTS	55	55				
750.227G9A	Weapons - Body Armor - Possess/Use by Violent Felon	4 ATTEMPTS	1	1				
750.227G9B	Weapons - Body Armor - Possess/Use w/o Written Permission in Possession	MISD ATTEMPTS	65	4	11	20	27	3
750.228	Weapons - Firearms, Safety Inspection Violation [Repealed]	MISD ATTEMPTS	11		4		6	1
750.230	Weapons - Firearms, Alter ID Marks	2 ATTEMPTS	4		2		2	
750.232A	Weapons - Firearms, False Application	4 ATTEMPTS	2	2				
750.232A3	Weapons - Firearms, False Application	4 ATTEMPTS	3	2	1			
750.234E	Weapons - Firearms - Brandishing in Public	MISD ATTEMPTS	1		1			
750.234F	Weapons - Firearms - Possession by Minor in Public	MISD ATTEMPTS	32		7	3	15	7
750.237A1	Weapon - Free School Zones, General Felony Violations	5 ATTEMPTS	17	4	2	6	5	
750.237A2	Weapon - Free School Zones, General Misdemeanor	MISD ATTEMPTS	1				1	
750.243	Fireworks - Sale, Possession, Transport	MISD ATTEMPTS	5	3		1	1	1
750.246	Flag - Desecration or Mutilation	MISD ATTEMPTS	10		4	1	5	
750.248	Forgery	14 ATTEMPTS	1		1			
			11	1	2	3	5	
			1		1		1	
			5		1		4	
			6		2	1	3	
			1		1			
			310	91	49	103	65	2
			40	5	11	18	6	

NOTE: Be sure to check for related offense codes when examining a particular type of crime. They may or may not be in sequential order or even on the same page. Offenders may have multiple dispositions.

A2a 2005 Criminal Court Dispositions by Offense and Type of Disposition — Non-Assaultive Offenses

Page 12 of 20

			DISPOSITIONS					
Compiled Laws	Offense	Max. Penalty	Total	Prison ¹	Jail	Jail/ Probation ²	Probation ²	Other ³
GRAND TOTAL			40,044	9,114	8,769	11,584	10,125	452
%				23%	22%	29%	25%	1%
VIOLATIONS			34,660	8,680	7,548	10,124	7,941	367
ATTEMPTS			5,384	434	1,221	1,460	2,184	85
750.248A	Financial Transaction Device - Utter & Publish	4 ATTEMPTS	12	2	1	7	2	
750.249	Utter & Publish	14 ATTEMPTS	2,598	620	489	825	658	6
750.249A	Financial Transaction Device - Forgery	4 ATTEMPTS	717	59	197	184	272	5
750.250	Forge State Warrant	7 ATTEMPTS	3	1	1		1	
750.251	Forge Bank Bills/Promissory Notes	7 ATTEMPTS	2		1	1		
750.252	Utter & Publish - Possess Counterfeit Note w/Intent	7 ATTEMPTS	2		1	3	1	
750.253	Utter & Publish - Counterfeit Bills/Notes	5 ATTEMPTS	4		1	3		
750.254	Utter & Publish - Possess Counterfeit Bank/State/Bills	5 ATTEMPTS	52	3	20	11	16	2
750.260	Counterfeiting - Coins/Possess 5 or more	LIFE ATTEMPTS	8		4	2	2	
750.261	Counterfeiting - Coins/Possess Less than 5	10 ATTEMPTS	15	4	5	5	1	
750.2632	Counterfeiting - Deliver/Possess w/ False ID Mark	1 ATTEMPTS	1		1			
750.273	Fraud - Obtain Signature to Financial Document	10 ATTEMPTS	2	1	1			
750.279	Fraud - Dispose of Exhausted Property	4 ATTEMPTS	1			1		
750.280	Fraud - Common Law	10 ATTEMPTS	1				1	
750.282	Public Utility - Fraudulent Use	4 ATTEMPTS	1		4	2		
750.282-B	Public Utility - Fraudulent Use, Over \$500	4 ATTEMPTS	1	1				
750.282B	Public Utility - Fraudulent Use, Over \$500	4 ATTEMPTS	1			1		
750.285	Obtain Personal Identity Info w/o Permission	5 ATTEMPTS	2			1	1	
750.292	Innkeeper - Defrauding	4 ATTEMPTS	10	1	4	3	2	
750.30	Adultery	4 ATTEMPTS	5		12	40	71	2
750.300A1B	Food Stamps - Fraud, Greater than \$250-<\$1K	5 ATTEMPTS	20	31	3	4	9	4
750.356	Larceny	10 ATTEMPTS	2		1	1		
750.356-B	Larceny - \$100 or Less	4 ATTEMPTS	1		1			
750.3562A	Larceny - \$20K or More	10 ATTEMPTS	1			1		
			1				1	
			9	1	5	2	1	
			2		1		1	
			1		1			
			19	6	1	4	7	1
			3	1		2		

NOTE: Be sure to check for related offense codes when examining a particular type of crime. They may or may not be in sequential order or even on the same page. Offenders may have multiple dispositions.

A2a 2005 Criminal Court Dispositions by Offense and Type of Disposition — Non-Assaultive Offenses

Page 13 of 20

			DISPOSITIONS					
Compiled Laws	Offense	Max. Penalty	Total	Prison ¹	Jail	Jail/ Probation ²	Probation ²	Other ³
GRAND TOTAL			40,044	9,114	8,769	11,584	10,125	452
%				23%	22%	29%	25%	1%
VIOLATIONS			34,660	8,680	7,548	10,124	7,941	367
ATTEMPTS			5,384	434	1,221	1,460	2,184	85
750.3563A	Larceny - \$1K - <\$20K	5	279	54	45	94	83	3
		ATTEMPTS	52	2	12	16	22	
750.3563B	Larceny - \$200 - <\$1K - 2nd+ Offense	5	2		1	1		
		ATTEMPTS						
750.3564A	Larceny - \$200 - < \$1K	1	131		47	33	45	6
		ATTEMPTS	3		3			
750.3565	Larceny - Less Than \$200	MISD	69		32	19	17	1
		ATTEMPTS	1		1			
750.356A	Larceny - From Motor Vehicle	10	18	3	3	8	4	
		ATTEMPTS	9		4	2	3	
750.356A-A	Larceny - From Motor Vehicle	5	4		4			
		ATTEMPTS						
750.356A-B	Breaking & Entering - Vehicle Steal Prop. Over \$5	5	2			2		
		ATTEMPTS						
750.356A-C	Breaking & Entering - Vehicle w/ Damage	5	2		2			
		ATTEMPTS						
750.356A1	Larceny - From Motor Vehicle	5	613	78	155	205	175	
		ATTEMPTS	140	9	37	41	52	1
750.356A2A	Breaking & Entering - Vehicle/Semi-Trailer/House Trailer, <\$200	MISD	68	1	41	15	8	3
		ATTEMPTS	2		2			
750.356A2B1	Breaking & Entering - Vehicle/Semi-Trailer/House Trailer, \$200 - <\$1K	1	26		14	7	4	1
		ATTEMPTS						
750.356A2C1	Breaking & Entering - Vehicle/Semi-Trailer/House Trailer, \$1K - <\$20K	5	57	12	9	27	9	
		ATTEMPTS	7		2		5	
750.356A2C2	Breaking & Entering - Vehicle/Semi or House Trailer, \$200-<\$1K - 2nd+Ofns	5	2	2				
		ATTEMPTS						
750.356A2D1	Breaking & Entering - Vehicle/Semi-Trailer/House Trailer, \$20K or More	10	4	1		3		
		ATTEMPTS						
750.356A3	Breaking & Entering - Vehicle Semi-Trailer/House Trailer, w/ Damage	5	452	95	95	134	127	1
		ATTEMPTS	72	6	21	18	27	
750.356AB	Larceny From Motor Vehicle, Over \$5	5	1		1			
		ATTEMPTS						
750.356AC	Breaking & Entering - Vehicle w/ Damage	5	1		1			
		ATTEMPTS						
750.356B	Breaking & Entering - Coin Telephone	4	3	1			2	
		ATTEMPTS	5		4	1		
750.356C	Retail Fraud - 1st Degree	5	861	257	272	201	129	2
		ATTEMPTS	53	5	15	17	16	
750.356D	Retail Fraud - 2nd Degree	1	92	1	53	17	21	
		ATTEMPTS						
750.356D4	Retail Fraud - 3rd Degree	MISD	62		37	8	14	3
		ATTEMPTS	3			1	2	
750.357	Larceny from Person	10	395	136	63	121	74	1
		ATTEMPTS	65	16	16	14	18	1
750.357A	Larceny of Livestock	4	1				1	
		ATTEMPTS						
750.357B	Weapons - Firearms - Larceny	5	108	48	22	29	8	1
		ATTEMPTS	8	3	2	2	1	

NOTE: Be sure to check for related offense codes when examining a particular type of crime. They may or may not be in sequential order or even on the same page. Offenders may have multiple dispositions.

A2a 2005 Criminal Court Dispositions by Offense and Type of Disposition — Non-Assaultive Offenses

Page 14 of 20

			DISPOSITIONS					
Compiled Laws	Offense	Max. Penalty	Total	Prison ¹	Jail	Jail/ Probation ²	Probation ²	Other ³
	GRAND TOTAL		40,044	9,114	8,769	11,584	10,125	452
	%			23%	22%	29%	25%	1%
	VIOLATIONS		34,660	8,680	7,548	10,124	7,941	367
	ATTEMPTS		5,384	434	1,221	1,460	2,184	85
750.359	Larceny - From Vacant Building	MISD	4		1	2	1	
	ATTEMPTS							
750.360	Larceny in Building	4	1,649	283	377	624	355	10
	ATTEMPTS		495	30	140	178	134	13
750.360A2A	Theft Detection Device - Deactivate/ Remove	MISD	9	1	5	1	2	
	ATTEMPTS							
750.362	Larceny By Conversion	10	5		3		2	
	ATTEMPTS		2			1	1	
750.362-A	Larceny By Conversion Over \$100 (obsolete)	5	1		1			
	ATTEMPTS							
750.3622A	Larceny by Conversion, \$20K or More	10	29	7	2	11	8	1
	ATTEMPTS		5	1	2	1	1	
750.3622B	Larceny By Conversion, \$1K - <\$20K - 3rd+ Offense	10	2	1		1		
	ATTEMPTS							
750.3623A	Larceny By Conversion, \$1K - <\$20K	5	104	35	13	25	30	1
	ATTEMPTS		17	1	4	1	11	
750.3623B	Larceny By Conversion, \$200 - <\$1K - 2nd+ Offense	5	1			1		
	ATTEMPTS							
750.3624A	Larceny - By False Personation, \$200 - <\$1K	MISD	12		2	3	6	1
	ATTEMPTS							
750.3625	Larceny - By Conversion, Less than \$200	MISD	6		3		2	1
	ATTEMPTS							
750.362A	Fail to Return Rented Property Over \$100 (obsolete)	10	1				1	
	ATTEMPTS							
750.362A2A	Fail to Return Rented Property, \$20K or More	10	4		1	1	2	
	ATTEMPTS		2				2	
750.362A3A	Fail to Return Rented Property, \$1K - <\$20K	5	30	3	4	7	16	
	ATTEMPTS		8	1	2	1	4	
750.362A4A	Failure to Return Rented Property - 1 Year Misd.	MISD	3		1	1	1	
	ATTEMPTS							
750.362A5	Failure to Return Rented Property - 93 Day Misd.	MISD	1				1	
	ATTEMPTS							
750.362AB	Fail to Return Rented Property, \$100 or Less	MISD	1					1
	ATTEMPTS							
750.363	Larceny by False Personation	10	1		1			
	ATTEMPTS							
750.3632A	Larceny by False Personation, \$20K or More	10	2			1	1	
	ATTEMPTS							
750.3633A	Larceny by False Personation, \$1K - <\$20K	5	4	1	2		1	
	ATTEMPTS		3			1	2	
750.3634A	Larceny- By False Personation, \$200 - <\$1K	MISD	2		1		1	
	ATTEMPTS							
750.3635	Larceny- By False Personation, <\$200	MISD	1		1			
	ATTEMPTS							
750.377A	Malicious Destruction Pers. Prop.	10	1		1			
	ATTEMPTS		3	1	2			
750.377A1A1	Malicious Destruction Pers. Prop., \$20K Or More	10	8			4	4	
	ATTEMPTS							

NOTE: Be sure to check for related offense codes when examining a particular type of crime. They may or may not be in sequential order or even on the same page. Offenders may have multiple dispositions.

A2a 2005 Criminal Court Dispositions by Offense and Type of Disposition — Non-Assaultive Offenses

Page 15 of 20

			DISPOSITIONS					
Compiled Laws	Offense	Max. Penalty	Total	Prison ¹	Jail	Jail/ Probation ²	Probation ²	Other ³
GRAND TOTAL			40,044	9,114	8,769	11,584	10,125	452
%				23%	22%	29%	25%	1%
VIOLATIONS			34,660	8,680	7,548	10,124	7,941	367
ATTEMPTS			5,384	434	1,221	1,460	2,184	85
750.377A1B1	Malicious Destruction Pers. Prop., \$1K - <\$20K	5 ATTEMPTS	239 42	39 4	33 9	70 10	95 19	2
750.377A1B2	Malicious Destruction Pers. Prop., \$200 - <\$1K - 2nd+ Offense	5 ATTEMPTS	5		1	2	2	
750.377A1C1	Malicious Destruction Pers. Prop., \$200 - <\$1K	1 ATTEMPTS	133 2	1	53 1	34 1	41	4
750.377A1C2	Malicious Destruction Pers. Prop., Under \$200 - 2nd Offense	MISD ATTEMPTS	2		2			
750.377A1D	Malicious Destruction Pers. Prop., Under \$200	MISD ATTEMPTS	62 1		31	11 1	15	5
750.377AA	Malicious Destruction Pers. Prop.	4 ATTEMPTS	3 1	1	2 1			
750.379	Malicious Destruction of Prop., Bridges/Railroads/Locks	4 ATTEMPTS	1				1	
750.380	Mal. Destr. Bldg.	10 ATTEMPTS	1		1			
750.3802A	Malicious Destruction of Bldg., \$20K or More	10 ATTEMPTS	5	2		2	1	
750.3803A	Malicious Destruction of Bldg., \$1K - <\$20K	5 ATTEMPTS	89 10	21 1	10 3	31 2	27 4	
750.3804A	Malicious Destruction of Bldg., \$200 - <\$1K	1 ATTEMPTS	47 2	2	11	9	25 2	
750.3805	Malicious Destruction of Bldg., <\$200	MISD ATTEMPTS	53 1	1	27 1	5	19	1
750.380A	Malicious Destruction of Bldg., Over \$100 (Obsolete)	4 ATTEMPTS	1		1			
750.381	Malicious Destruction of Bldg., Gates/Fences	MISD ATTEMPTS	2		2			
750.3821A	Malicious Destruction of Property - Trees, Shrubs, Crops, Grass, Soil	MISD ATTEMPTS	9		4		5	
750.3821B1	Mal. Destr. Trees/Shrubs/etc. \$200 - < \$1K	1 ATTEMPTS	4		3	1		
750.3821C1	Mal. Destr. Trees/Shrubs/etc. \$1K - <\$20K	5 ATTEMPTS	9	1	2	4	2	
750.383A	Malicious Destruction of Prop., Utility Prop.	4 ATTEMPTS	2 2		1 1		1	
750.3873	Malicious Destruction of Tombs/ Memorials	MISD ATTEMPTS	1		1			
750.3875A	Malicious Destruction of Tombs/ Memorials, \$1K - <\$20K	5 ATTEMPTS	3				3	
750.411A	False Report of Crime	10 ATTEMPTS	1				1	
750.411A1A	False Report of Misdemeanor	MISD ATTEMPTS	18		4	7	6	1
750.411A1B	False Report of Felony	4 ATTEMPTS	218 61	17 4	44 13	53 14	102 25	2 5
750.411A2	False Bomb Threat	4 ATTEMPTS	3	1	1		1	

NOTE: Be sure to check for related offense codes when examining a particular type of crime. They may or may not be in sequential order or even on the same page. Offenders may have multiple dispositions.

A2a 2005 Criminal Court Dispositions by Offense and Type of Disposition – Non-Assaultive Offenses

Page 16 of 20

				DISPOSITIONS					
Compiled Laws		Offense	Max. Penalty	Total	Prison ¹	Jail	Jail/ Probation ²	Probation ²	Other ³
GRAND TOTAL				40,044	9,114	8,769	11,584	10,125	452
			%		23%	22%	29%	25%	1%
VIOLATIONS				34,660	8,680	7,548	10,124	7,941	367
ATTEMPTS				5,384	434	1,221	1,460	2,184	85
750.411A3A	False Report/Threat of Bomb/ Harmful Device		4 ATTEMPTS	24 4	2	4	11 2	7 2	
750.411L	Money Laundering - 4th Degree		2 ATTEMPTS	1				1	
750.413	Motor Vehicle - Unlawful Drive Away		5 ATTEMPTS	914 227	318 29	164 62	260 61	170 75	2
750.414	Motor Vehicle - Unlawful Use		2 ATTEMPTS	632 44	65	200 21	202 9	157 14	8
750.414A	Motor Vehicle - Possess Master Key		MISD ATTEMPTS	4 1		2	1	1 1	
750.4151	Motor Vehicles - Conceal/Misrep. Identity w/out Intent to Mislead		4 ATTEMPTS	5		1	2	2	
750.4152	Motor Vehicle - Conceal/Misrep. Identity to Mislead		4 ATTEMPTS	18 5		10 1	1	6 4	1
750.4155	Motor Vehicle - Possess/Deliver - ID Plates or Labels		4 ATTEMPTS	2		1		1	
750.416	Motor Vehicle - Tampering		MISD ATTEMPTS	2		1		1	
750.422	Perjury - Court Proceeding		LIFE ATTEMPTS	1			1		
750.422-A	Perjury - Court Proceeding, Capital Crime		LIFE ATTEMPTS	2	2				
750.422-B	Perjury - Court Proceeding		15 ATTEMPTS	7 5	4		1 3	2 2	
750.423	Perjury - Other Than Court Proceeding		15 ATTEMPTS	2	1			1	
750.424-A	Perjury - Subornation, Other Than Court Proceeding		15 ATTEMPTS	1	1				
750.425-A	Perjury - Incite/Procure, Other Than Court Proceeding		5 ATTEMPTS	1	1				
750.425-B	Perjury - Incite/Procure, Court Proceeding		5 ATTEMPTS	3	2	1			
750.439	Polygamy		4 ATTEMPTS	2			1	1	
750.448	Prostitution - Accost and Solicit		MISD ATTEMPTS	12		6	6		
750.451-B	Prostitution - 3rd Offense		2 ATTEMPTS	10		9	1		
750.451-D	Prostitution - 3rd+ Offense		2 ATTEMPTS	80	10	44	12	14	
750.452	Prostitution - Keeping House of		5 ATTEMPTS	1				1	
750.457	Prostitution - Accept Earnings		20 ATTEMPTS	1				1	
750.478	Public Officer - Wilfull Neglect of Duty		MISD ATTEMPTS	1		1			
750.478A2	Public Officer - Attempt to Obstruct Official Duties		2 ATTEMPTS	3	1		1	1	

NOTE: Be sure to check for related offense codes when examining a particular type of crime. They may or may not be in sequential order or even on the same page. Offenders may have multiple dispositions.

A2a 2005 Criminal Court Dispositions by Offense and Type of Disposition – Non-Assaultive Offenses

Page 17 of 20

			DISPOSITIONS					
Compiled Laws	Offense	Max. Penalty	Total	Prison ¹	Jail	Jail/ Probation ²	Probation ²	Other ³
	GRAND TOTAL		40,044	9,114	8,769	11,584	10,125	452
	%			23%	22%	29%	25%	1%
	VIOLATIONS		34,660	8,680	7,548	10,124	7,941	367
	ATTEMPTS		5,384	434	1,221	1,460	2,184	85
750.483A2A	Interfering w/ Crime Report	MISD	6		4	1	1	
	ATTEMPTS							
750.483A6A	Tamper w/ Evidence	4	3			3		
	ATTEMPTS		3		1	1	1	
750.483A6B	Tamper w/ Evidence - Criminal Case	10	2	2				
	Max >10 yr Term							
	ATTEMPTS							
750.49-A	Animals - Fighting	4	1			1		
	ATTEMPTS							
750.49-C	Animals - Fighting, Possess	4	4			1	3	
	Equipment							
	ATTEMPTS							
750.491	Public Records - Remove/ Mutilate/Destruct	2	1		1			
	ATTEMPTS							
750.492A1B	Medical Record - Recklessly Placing False Info - Health Care Provider	MISD	1				1	
	ATTEMPTS							
750.50	Animals - Abandoning/Cruelty	2	11		5	3	3	
	ATTEMPTS							
750.50-A	Animals - Abandon/Cruelty, 2nd Offense	2	1				1	
	ATTEMPTS							
750.502D	Anhydrous Ammonia Container, Unauthorized Tampering	4	36	12	9	11	4	
	ATTEMPTS		1			1		
750.505	Common Law Offenses	5	1				1	
	ATTEMPTS							
750.505-A	Obstruction of Justice	5	28	4	13	7	4	
	ATTEMPTS		9	4	3	2		
750.505-B	Accessory After the Fact to Felony	5	117	26	18	36	37	
	ATTEMPTS		13	1	5	3	4	
750.505-C	Common Law Offenses	5	3	2		1		
	ATTEMPTS							
750.508	Police Radio Receivers/Scanners, Possess	MISD	7		2	2	3	
	ATTEMPTS							
750.509	Police Radio Station - False Report	MISD	1				1	
	ATTEMPTS							
750.50B	Animals - Kill/Torture	4	29	9	8	7	5	
	ATTEMPTS		2	1		1		
750.535	Stolen Prop. - Receive & Conceal (Obsolete)	10	6		5	1		
	ATTEMPTS		1				1	
750.535-A	Stolen Prop. - Receive & Conceal, >\$100 (Obsolete)	5	5	3	1	1		
	ATTEMPTS		1		1			
750.5352A	Stolen Prop. - Receive & Conceal, \$20K or More	10	64	24	12	11	17	
	ATTEMPTS		9	1	4		4	
750.5352B	Stolen Prop. - Receive & Conceal, \$1K - <\$20K - 3rd+ Offense	10	1	1				
	ATTEMPTS							
750.5353A	Stolen Prop. - Receive & Conceal, \$1K - <\$20K	5	486	106	140	119	121	
	ATTEMPTS		105	6	44	22	33	
750.5353B	Stolen Prop. - Receive & Conceal, \$200 - <\$1K - 2nd+ Offense	5	6	1	2	2	1	
	ATTEMPTS		1		1			
750.5354A	Stolen Prop. - Receive & Conceal, \$200 - <\$1K	1	97		42	29	22	4
	ATTEMPTS		5		2	2		1

NOTE: Be sure to check for related offense codes when examining a particular type of crime. They may or may not be in sequential order or even on the same page. Offenders may have multiple dispositions.

A2a 2005 Criminal Court Dispositions by Offense and Type of Disposition — Non-Assaultive Offenses

Page 18 of 20

			DISPOSITIONS					
Compiled Laws	Offense	Max. Penalty	Total	Prison ¹	Jail	Jail/ Probation ²	Probation ²	Other ³
GRAND TOTAL			40,044	9,114	8,769	11,584	10,125	452
%				23%	22%	29%	25%	1%
VIOLATIONS			34,660	8,680	7,548	10,124	7,941	367
ATTEMPTS			5,384	434	1,221	1,460	2,184	85
750.5354B	Stolen Prop. - Receive & Conceal	MISD	5		5			
		ATTEMPTS						
750.5355	Stolen Prop. - Receive & Conceal, Under \$200	MISD	40		26	6	6	2
		ATTEMPTS						
750.5357	Stolen Prop. - Receive & Conceal, Motor Vehicle	5	979	243	133	277	325	1
		ATTEMPTS	301	7	47	77	170	
750.535A	Motor Vehicles - Operate Chop Shop	10	13	1	10	1	1	
		ATTEMPTS	5		4		1	
750.535A2	Motor Vehicles - Operate Chop Shop	10	38	8	4	14	12	
		ATTEMPTS	5	1	1	1	2	
750.535B	Weapons - Firearms, Receive & Conceal	10	115	40	15	41	17	2
		ATTEMPTS	20	6	2	8	4	
750.539C	Eavesdropping	2	2			2		
		ATTEMPTS						
750.539D	Eavesdropping - Install/Use	2	18	3	3	9	3	
		ATTEMPTS	1				1	
750.540	Telephone - Tap/Cut Lines	2	101	13	30	39	19	
		ATTEMPTS	15		6	4	5	
750.540C2A	Telephone - Counterfeit Device Avoid Payment	4	1			1		
		ATTEMPTS						
750.540C4	Telecommunications - Access Device Violations	4	4			2	2	
		ATTEMPTS						
750.540E	Telecommunications - Malicious Use	MISD	15		9	4	2	
		ATTEMPTS						
750.543M	Terrorism - False Report or Threat	20	3	2		1		
		ATTEMPTS						
750.552	Trespass	MISD	12		8	1	3	
		ATTEMPTS						
750.92	Attempt Commit Crime	10	2		2			
		ATTEMPTS	2		1		1	
750540E1A	Telecommunications - Malicious Use, Threaten Harm of Person/Property	MISD	2			1	1	
		ATTEMPTS						
752.10031	Health Care Fraud - False Claim	4	32	1		3	28	
		ATTEMPTS						
752.10032	Health Care Fraud - Medically Unnecessary	4	3				3	
		ATTEMPTS						
752.10033	Health Care Fraud - False Statement	4	2	1	1			
		ATTEMPTS						
752.10541	Copying Audio/Video Recordings for Gain - Misdemeanor	MISD	3		3			
		ATTEMPTS						
752.10542	Copy Audio/Video for Gain - Felony	5	28		3	6	19	
		ATTEMPTS	22		2	2	18	
752.272	Chemical Agents - Prohibited Uses	MISD	1		1			
		ATTEMPTS						
752.3651	Obscenity	MISD	1			1		
		ATTEMPTS						
752.543	Unlawful Assembly	5	2		1	1		
		ATTEMPTS						

NOTE: Be sure to check for related offense codes when examining a particular type of crime. They may or may not be in sequential order or even on the same page. Offenders may have multiple dispositions.

A2a 2005 Criminal Court Dispositions by Offense and Type of Disposition — Non-Assaultive Offenses

Page 19 of 20

				DISPOSITIONS					
				Total	Prison ¹	Jail	Jail/ Probation ²	Probation ²	Other ³
GRAND TOTAL				40,044	9,114	8,769	11,584	10,125	452
%					23%	22%	29%	25%	1%
VIOLATIONS				34,660	8,680	7,548	10,124	7,941	367
ATTEMPTS				5,384	434	1,221	1,460	2,184	85
Compiled Laws	Offense	Max. Penalty							
752.794B	Computers - Fraudulent Access Over \$100	1	ATTEMPTS	6	6				
752.796C	Computers - Use to Violate Theft Statute Over \$100	5	ATTEMPTS	1					1
752.7971B1	Computers - Fraudulent Access, \$200 - <\$1K	1	ATTEMPTS	2			2		
752.7971C1	Computers - Fraudulent Access, \$1K - <\$20K	5	ATTEMPTS	11		1	6	4	
752.7971D1	Computers - Fraudulent Access, \$20K or More	10	ATTEMPTS	1			1		
752.7972A	Computers - Unauthorized Access	5	ATTEMPTS	6			1	5	
752.7973A	Computers - Use to Commit Crime Max 1 Yr or Less	1	ATTEMPTS	4			2	2	
752.7973B	Computers - Use to Commit Crime Max >1 Yrs - <2 Yrs	2	ATTEMPTS	4				4	
752.7973C	Computers - Use to Commit Crime Max 2 yrs - <4 yrs	4	ATTEMPTS	10		1	5	4	
752.7973D	Computers - Use to Commit Crime Max 4 yrs - <10 yrs	7	ATTEMPTS	56	28		14	14	
752.7973E	Computers - Use to Commit Crime Max 10 yrs - <20 yrs	10	ATTEMPTS	2	1		1		
752.7973F	Computers - Use to Commit Crime Max 20 yrs or More	10	ATTEMPTS	5	2		1	2	
752.811	Breaking & Entering - Coin Operated Device	20	ATTEMPTS	21	21				
752.811A	Breaking & Entering - Coin Operated Device	3	ATTEMPTS	1				1	
752.811B	Breaking & Entering - Possess Tool to Open Coin-Operated Device	3	ATTEMPTS	88	16	32	21	19	
752.891	Weapons - BB Handgun - Possession/ Use By Minor	3	ATTEMPTS	16	3	5	6	2	
767A.91A	Prosecutor's Investigative Perjury	3	MISD	1		1			
769.10	Habitual Offender - 2nd Offense	15	ATTEMPTS	1				1	
769.11	Habitual Offender - 3rd Offense	LIFE	ATTEMPTS	11	1	9		1	
769.12	Habitual Offender - 4th Offense	LIFE	ATTEMPTS	1		1			
800.2811	Prisons - Furnish Contraband to Prisoner in Prison	LIFE	ATTEMPTS	1				1	
800.2813	Prisons - Bring Contraband Into Prison	5	ATTEMPTS	7	3		1	3	
800.2814	Prisons - Prisoner Possessing Contraband	5	ATTEMPTS	1		1			
800.2833	Prisons - Bring Weapon into	5	ATTEMPTS	14	2	5	3	4	
				4		1	1	2	
				18	15	1	1	1	
				1	1				

NOTE: Be sure to check for related offense codes when examining a particular type of crime. They may or may not be in sequential order or even on the same page. Offenders may have multiple dispositions.

A2a 2005 Criminal Court Dispositions by Offense and Type of Disposition — Non-Assaultive Offenses

Page 20 of 20

			DISPOSITIONS					
			Total	Prison ¹	Jail	Jail/ Probation ²	Probation ²	Other ³
GRAND TOTAL			40,044	9,114	8,769	11,584	10,125	452
%				23%	22%	29%	25%	1%
VIOLATIONS			34,660	8,680	7,548	10,124	7,941	367
ATTEMPTS			5,384	434	1,221	1,460	2,184	85
Compiled Laws	Offense	Max. Penalty						
800.2834	Prisons - Prisoner Possessing Weapon	5 ATTEMPTS	40 11	40 11				
801.2622	Jails - Prisoner Possess Weapon	5 ATTEMPTS	4 1	1 1	2 1		1	
801.2631	Jails - Furnish Contraband to Prisoner	5 ATTEMPTS	9 2	3	1 1	5 1		
801.2632	Jails - Prisoner Possessing Contraband	5 ATTEMPTS	21 6	2 2	13 2	1 1	5 1	

NOTE: Be sure to check for related offense codes when examining a particular type of crime. They may or may not be in sequential order or even on the same page. Offenders may have multiple dispositions.

¹ Includes HYTA Prison

² Includes Delayed and Suspended Sentences, HYTA Probation, and SAI Probation

³ Includes Restitution, Fines, Costs, Community Service and DHS sentences

SOURCE: OMNI BIR Extract

A2b 2005 Criminal Court Dispositions by Offense and Type of Disposition — Drug Offenses

Page 1 of 4

			DISPOSITIONS					
Compiled Laws	Offense	Max. Penalty	Total	Prison ¹	Jail	Jail/ Probation ²	Probation ²	Other ³
	GRAND TOTAL		20,100	2,841	4,953	5,601	6,560	145
	%			14%	25%	28%	32%	1%
	VIOLATIONS		17,840	2,744	4,407	5,029	5,531	129
	ATTEMPTS		2,260	97	546	572	1,029	16
333.17766	Contr. Sub. - Drugs, Obtain by False Rx	MISD	2		1		1	
		ATTEMPTS						
333.17766B	Contr. Sub. - Drugs, Obtain by False Representation	MISD	3		2	1		
		ATTEMPTS						
333.17766C	Contr. Sub. - Drugs, Falsely Make/Utter/Publish/Pass/Alter/Forge Rx	2	3				3	
		ATTEMPTS						
333.17766C1	Contr. Sub. - Ephedrine/Pseudoephedrine Posses >12 grams	2	16	3	6	3	4	
		ATTEMPTS	1		1			
333.17766D	Contr. Sub. - Drugs, Knowingly Posses False/Forged/Altered Rx	MISD	2		1		1	
		ATTEMPTS						
333.17766E	Contr. Sub. - Drugs, Knowingly Attempts to Possess False/Forged/Altered Rx	MISD	3		1		2	
		ATTEMPTS	1				1	
333.17766F	Contr. Sub. - Drugs, Possess/Control Rx for Purpose of Resale/Dispensory	MISD	2		1		1	
		ATTEMPTS						
333.73413	Contr. Sub. - Imitation Mfg/Distribution	2	138	24	54	28	32	
		ATTEMPTS	6		3	1	2	
333.7401	Contr. Sub. - Delivery/Manufacture	LIFE	3		1		2	
		ATTEMPTS						
333.74011	Contr. Sub. - Del/Mfg/Possess	LIFE	1		1			
		ATTEMPTS						
333.74012A	Contr. Sub. - Del/Mfg (Narcotic or Cocaine)	LIFE	13		12		1	
		ATTEMPTS	3		2	1		
333.74012A1	Contr. Sub. - Del/Mfg 1,000+ Grams (Narc. or Cocaine)	LIFE	22	22				
		ATTEMPTS						
333.74012A2	Contr. Sub. - Del/Mfg 450 - 999 Grams (Narc. or Cocaine)	30	28	27			1	
		ATTEMPTS						
333.74012A3	Contr. Sub. - Del/Mfg 50 - 449 Grams (Narc. or Cocaine)	20	174	148	3	11	12	
		ATTEMPTS	7	3	2		2	
333.74012A4	Contr. Sub. - Del/Mfg Under 50 Grams (Narc. or Cocaine)	20	2,937	903	564	814	651	5
		ATTEMPTS	857	59	201	209	385	3
333.74012B	Contr. Sub. - Del/Mfg (Sched. 1-3), Meth/Ecstasy	20	5	1	4			
		ATTEMPTS	1	1				
333.74012B-A	Contr. Sub. - Del/Mfg (Sched. 1-3), Except Marijuana	7	227	26	45	71	84	1
		ATTEMPTS	19	1	1	9	7	1
333.74012B-B	Contr. Sub. - Del/Mfg (Subs added Sched. 1-3 by Rule)	7	5	1	4			
		ATTEMPTS						
333.74012B1	Contr. Sub. - Del/Mfg Meth/Ecstasy	20	241	164	6	37	34	
		ATTEMPTS	15	4	1	2	7	1
333.74012C-A	Contr. Sub. - Del/Mfg (Sched. 4)	4	47	5	9	20	13	
		ATTEMPTS	2		1		1	
333.74012C-B	Contr. Sub. - Del/Mfg (Added to Sched. 4 by Board Rule)	4	8		1	2	5	
		ATTEMPTS	3				3	
333.74012D	Contr. Sub. - Del/Mfg (Sched. 5)	2	8	1	3		4	
		ATTEMPTS	1				1	
333.74012D1	Contr. Sub. - Del/Mfg 45 or More Kilograms Marijuana	15	41	18	14	6	3	
		ATTEMPTS						
333.74012D2	Contr. Sub. - Del/Mfg 5 to <45 Kilograms Marijuana	7	136	4	38	47	47	
		ATTEMPTS	4		1	1	2	

NOTE: Be sure to check for related offense codes when examining a particular type of crime. They may or may not be in sequential order or even on the same page. Offenders may have multiple dispositions.

A2b 2005 Criminal Court Dispositions by Offense and Type of Disposition – Drug Offenses

Page 2 of 4

		DISPOSITIONS						
Compiled Laws	Offense	Max. Penalty	Total	Prison ¹	Jail	Jail/ Probation ²	Probation ²	Other ³
GRAND TOTAL			20,100	2,841	4,953	5,601	6,560	145
%				14%	25%	28%	32%	1%
VIOLATIONS			17,840	2,744	4,407	5,029	5,531	129
ATTEMPTS			2,260	97	546	572	1,029	16
333.74012D3	Contr. Sub. - Del/Mfg Marijuana	4	2,945	303	577	1,020	1,032	13
	ATTEMPTS		404	5	98	103	196	2
333.74012F	Prescription Forms - Del/Mfg/ Intent	7	15	1	1	6	7	
	ATTEMPTS		3		1		1	1
333.7401B3A	Contr. Sub. - Del/Mfg GBL	7	1	1				
	ATTEMPTS							
333.7401C2A	Contr. Sub. - Operate/Maintain Lab	10	148	40	33	59	15	1
	ATTEMPTS		7		3	4		
333.7401C2B	Contr. Sub. - Operate/Maintain Lab Near Minor	20	1	1				
	ATTEMPTS							
333.7401C2C	Contr. Sub. - Operate/Maintain Lab Involving Hazardous Waste	20	19	14		4	1	
	ATTEMPTS							
333.7401C2D	Contr. Sub. - Operate/Maintain Lab Near Specified Places	20	33	22		5	6	
	ATTEMPTS		3	1		2		
333.7401C2F	Contr. Sub. - Operate/Maintain Lab Involving Meth	20	140	77	5	25	33	
	ATTEMPTS		12	3		5	4	
333.74022A	Contr. Sub. - Create/Del./Intent Counterfeit (Narcotic)	10	5	1	2	1	1	
	ATTEMPTS							
333.74022B	Contr. Sub. - Create/Del./Intent Counterfeit (Sched. 1-3)	5	5	1	1		3	
	ATTEMPTS		2			2		
333.74022E	Contr. Sub. - Create/Deliver Analogue	15	11	2		3	6	
	ATTEMPTS							
333.7403	Contr. Sub. - Possess Marijuana	LIFE	1		1			
	ATTEMPTS							
333.74032A	Contr. Sub. - Possess	LIFE	2		1		1	
	ATTEMPTS		1				1	
333.74032A1	Contr. Sub. - Possess 1,000+ Grams (Narcotic)	LIFE	1	1				
	ATTEMPTS							
333.74032A2	Contr. Sub. - Possess 450 - 999 Grams (Narcotic)	30	1	1				
	ATTEMPTS							
333.74032A3	Contr. Sub. - Possess 50 - 449 Grams (Narcotic)	20	22	19	1	2		
	ATTEMPTS		3	1		2		
333.74032A4	Contr. Sub. - Possess 25 - 49 Grams (Narcotic)	4	44	5	11	13	13	2
	ATTEMPTS		2		1	1		
333.74032A5	Contr. Sub. - Possess <25 Grams (Narcotic)	4	5,867	546	1,735	1,600	1,958	28
	ATTEMPTS		688	9	189	170	315	5
333.74032B	Contr. Sub. - Possess Analogues/Sched. 1-4	2	17		4		13	
	ATTEMPTS		1				1	
333.74032B-A	Contr. Sub. - Possess Analogues/Sched. 1-4	2	631	34	118	189	286	4
	ATTEMPTS		31		8	8	15	
333.74032B-B	Contr. Sub. - Possess Analogues/Sched. 1-4	2	50	5	9	17	19	
	ATTEMPTS		4				4	
333.74032B1	Contr. Sub. - Possess Methamphetamine	10	701	135	122	233	207	4
	ATTEMPTS		55	6	10	24	14	1
333.74032C-A	Contr. Sub. - Possess Sched. 5	1	13	1	1	4	7	
	ATTEMPTS							
333.74032D	Contr. Sub. - Possess Marijuana	1	1,684	44	646	439	512	43
	ATTEMPTS		5		1	1	3	

NOTE: Be sure to check for related offense codes when examining a particular type of crime. They may or may not be in sequential order or even on the same page. Offenders may have multiple dispositions.

A2b 2005 Criminal Court Dispositions by Offense and Type of Disposition — Drug Offenses

Page 3 of 4

			DISPOSITIONS					
Compiled Laws	Offense	Max. Penalty	Total	Prison ¹	Jail	Jail/ Probation ²	Probation ²	Other ³
GRAND TOTAL			20,100	2,841	4,953	5,601	6,560	145
%				14%	25%	28%	32%	1%
VIOLATIONS			17,840	2,744	4,407	5,029	5,531	129
ATTEMPTS			2,260	97	546	572	1,029	16
333.74032E	Prescription Forms - Possession	MISD	2		1		1	
		ATTEMPTS						
333.74032F	Prescription Forms - Possession	MISD	7		4		3	
		ATTEMPTS						
333.74042	Controlled Substance - Possession	MISD	2		1		1	
		ATTEMPTS						
333.74042A	Contr. Sub. - Use (Narcotic/Cocaine/ Meth/Ecstasy)	1	200	13	87	34	53	13
		ATTEMPTS	1		1			
333.74042B	Contr. Sub. - Use	1	70		17	13	39	1
		ATTEMPTS	2		1		1	
333.74042D	Contr. Sub. - Use of Marijuana	MISD	20		8	3	7	2
		ATTEMPTS	1			1		
333.7405	Contr. Sub. - License Violations	2	1				1	
		ATTEMPTS						
333.7405A	Contr. Sub. - Licensee, Prescription Violations	2	1				1	
		ATTEMPTS						
333.7405D	Contr. Sub. - Maintain Drug House	2	749	71	180	220	268	10
		ATTEMPTS	18	1	6	3	7	1
333.7405E	Contr. Sub. - Maintain Drug House	2	2			1	1	
		ATTEMPTS						
333.74071A	Contr. Sub. - Licensee Distribute w/o Order Form	4	2				2	
		ATTEMPTS						
333.74071C	Contr. Sub. - Obtain by Fraud	4	210	18	27	64	100	1
		ATTEMPTS	86	1	12	20	52	1
333.74071G	Contr. Sub. - Counterfeit Prescription Form	4	10	3		3	4	
		ATTEMPTS	2	1		1		
333.7407A-A	Contr. Sub. - Induce Person to Commit Felony	LIFE	1		1			
		ATTEMPTS						
333.7407A1-A	Contr. Sub. - Attempt Felony	LIFE	26	8	6	2	10	
		ATTEMPTS	6	1	1	2	2	
333.7407AA	Contr. Sub. - Inducing Person to Violate - Life Felony	VAR	2		1		1	
		ATTEMPTS						
333.74101-A	Contr. Sub. - Deliver to Minor <50 Grams (Narcotic/Cocaine)	40	7	7				
		ATTEMPTS						
333.74101-D	Contr. Sub. - Delivery to Minor, Sched. 4 and Marijuana	8	12	5	2	5		
		ATTEMPTS	1				1	
333.74102	Contr. Sub. - Distribution w/o Remuneration (Marijuana)	60	5		1	2	1	1
		ATTEMPTS						
333.74102-A	Contr. Sub. - Deliver <50 Grams, School Prop. (Narc/Cocaine)	60	11	11				
		ATTEMPTS						
333.74103	Contr. Sub. - Intent Deliver <50 Grams, School Prop (Narc.)	40	8	4	1	1	2	
		ATTEMPTS						
333.74104-A	Contr. Sub. - Possess on School/ Library Prop. (Narc./Coc.) <25 Grams	8	3		1	2		
		ATTEMPTS						
333.74104-B	Contr. Sub. - Possess on School/ Library Property (Sched.1-4)	4	1		1			
		ATTEMPTS						
333.74104-D	Contr. Sub. - Possess Marijuana, on School/Library Property	2	18		4	5	9	
		ATTEMPTS						

NOTE: Be sure to check for related offense codes when examining a particular type of crime. They may or may not be in sequential order or even on the same page. Offenders may have multiple dispositions.

A2b 2005 Criminal Court Dispositions by Offense and Type of Disposition — Drug Offenses

Page 4 of 4

GRAND TOTAL		
%		
VIOLATIONS		
ATTEMPTS		
Compiled Laws	Offense	Max. Penalty
333.74132	Contr. Sub. - 2nd+ Offense - Double Penalty	VAR ATTEMPTS
333.7454	Contr. Sub. - Sale of Paraphernalia	MISD ATTEMPTS
335.06	Contr. Sub. - Sale/Mfg/Distribute Marijuana	4 ATTEMPTS
335.07	Marihuana, Possession	MISD ATTEMPTS

DISPOSITIONS					
Total	Prison ¹	Jail	Jail/ Probation ²	Probation ²	Other ³
20,100	2,841 14%	4,953 25%	5,601 28%	6,560 32%	145 1%
17,840	2,744	4,407	5,029	5,531	129
2,260	97	546	572	1,029	16
45	3	22	14	6	
2		1		1	
1		1			
2		2			

NOTE: Be sure to check for related offense codes when examining a particular type of crime. They may or may not be in sequential order or even on the same page. Offenders may have multiple dispositions.

¹ Includes HYTA Prison

² Includes Delayed and Suspended Sentences, HYTA Probation, and SAI Probation

³ Includes Restitution, Fines, Costs, Community Service and DHS sentences

SOURCE: OMNI BIR Extract

A2c 2005 Criminal Court Dispositions by Offense and Type of Disposition — Assaultive Offenses

Page 1 of 9

			DISPOSITIONS					
Compiled Laws	Offense	Max. Penalty	Total	Prison ¹	Jail	Jail/ Probation ²	Probation ²	Other ³
GRAND TOTAL			19,720	7,810	3,368	4,859	3,558	125
%				39%	17%	25%	18%	1%
VIOLATIONS			17,696	7,465	2,898	4,180	3,052	101
ATTEMPTS			2,024	345	470	679	506	24
257.602A	Police Officer - Flee (Vehicle Code)	15 ATTEMPTS	3 2		1	1 2	1	
257.602A2	Police Officer - Flee - 4th Degree (Vehicle Code)	2 ATTEMPTS	388 34	54	112 17	134 9	83 7	5 1
257.602A3	Police Officer - Flee - 3rd Degree (Vehicle Code)	4 ATTEMPTS	8 1	2	1	1	4 1	
257.602A3-A	Police Officer - Flee - 3rd Degree (Vehicle Code)	5 ATTEMPTS	805 53	248 4	155 13	207 16	195 20	
257.602A4-A	Police Officer - Flee - 2nd Degree (Vehicle Code)	10 ATTEMPTS	47 2	33		6	8	
257.602A5	Police Officer - Flee - 1st Degree (Vehicle Code)	15 ATTEMPTS	1	1				
257.617	Fail to Stop at Accident - Serious Impairment/Death	5 ATTEMPTS	70	22	5	26	16	1
257.6173	Fail to Stop at Accident - At Fault Death Result	15 ATTEMPTS	12	10	1	1		
257.6254	Operating Vehicle Intoxicated, Causing Death	15 ATTEMPTS	72 3	57 3		13	2	
257.6254A	Operating Vehicle Intoxicated, Causing Death	15 ATTEMPTS	5	3		1	1	
257.6255	Operating Vehicle Intoxicated, Causing Incapacitating Injury	5 ATTEMPTS	2	1			1	
257.6255-A	Operating Vehicle Intoxicated, Causing Serious Injury	5 ATTEMPTS	149 4	50	4	75 4	20	
257.6259C	Allow Intoxicated Person to Operate, Cause Serious Injury	2 ATTEMPTS	1		1			
257.626	Driving - Reckless	MISD ATTEMPTS	1					1
257.626C	Driving - Felonious	2 ATTEMPTS	34 3	4	2	19 3	9	
257.653A3	Emergency Vehicle - Careless Passing Injury Result	2 ATTEMPTS	2		1	1		
257.9044	Operate - License Susp./Rev./Denied, Causing Death	15 ATTEMPTS	15 1	15			1	
257.9045	Operate - License Susp./Rev./Denied, Causing Serious Injury	5 ATTEMPTS	28 1	13	1 1	10	4	
259.183	Aircraft - Unlawful Tampering, Making Unsafe	5 ATTEMPTS	1				1	
259.80F2	Airports - Possessing Weapon in Sterile Area	MISD ATTEMPTS	2		1			1
287.3232	Dangerous Animal, Causing Serious Injury	4 ATTEMPTS	1			1		
324.1608	Resist/Obstruct Conservation Officers	2 ATTEMPTS	2			1	1	
324.51510	Fires - Willfully Set Forests	10 ATTEMPTS	1			1		
324.80173	Marine Safety, Felonious Operation	2 ATTEMPTS	1	1				

NOTE: Be sure to check for related offense codes when examining a particular type of crime. They may or may not be in sequential order or even on the same page. Offenders may have multiple dispositions.

A2c 2005 Criminal Court Dispositions by Offense and Type of Disposition — Assaultive Offenses

Page 2 of 9

			DISPOSITIONS					
Compiled Laws	Offense	Max. Penalty	Total	Prison ¹	Jail	Jail/ Probation ²	Probation ²	Other ³
	GRAND TOTAL		19,720	7,810	3,368	4,859	3,558	125
	%			39%	17%	25%	18%	1%
	VIOLATIONS		17,696	7,465	2,898	4,180	3,052	101
	ATTEMPTS		2,024	345	470	679	506	24
324.801765	Marine Safety, Operating Under Influence, Serious Injury	5 ATTEMPTS	2			2		
324.802081	Personal Watercraft - Reckless Operation	MISD ATTEMPTS	1				1	
333.5210	AIDS - Sexual Penetration w/ Uninformed Partner	4 ATTEMPTS	1			1		
722.675	Distribute Obscene Matter to Children	2 ATTEMPTS	3		1		2	
750.10A	Sexually Delinquent Person	LIFE ATTEMPTS	11	5		4	2	
750.110A2	Home Invasion - 1st Degree	20 ATTEMPTS	14		6	6	2	
750.1227B	Witness - Bribe/Intimidate/ Interfere	10 ATTEMPTS	6	5	1			
750.1227C	Witness - Intimidate/Threaten to Kill or Injure	15 ATTEMPTS	577	404	25	88	60	
750.1228	Witness - Retaliate Against	10 ATTEMPTS	144	48	14	45	37	
750.136	Cruelty to Children	15 ATTEMPTS	6	4		1	1	
750.136B2	Child Abuse - 1st Degree	15 ATTEMPTS	7	2	1	2	2	
750.136B3	Child Abuse - 2nd Degree	4 ATTEMPTS	1			1		
750.136B4	Child Abuse - 3rd Degree	2 ATTEMPTS	3	2	1			
750.136B5	Child Abuse - 4th Degree	1 ATTEMPTS	1	1				
750.143	Children - Exhibit Obscenity to	MISD ATTEMPTS	2			1	1	
750.145	Children - Contribute to Delinquency	MISD ATTEMPTS	23	22		1		
750.145A	Accost/Solicit Child for Immoral Purposes	1 ATTEMPTS	6	1		5		
750.145A-A	Children - Accost for Immoral Purposes	4 ATTEMPTS	87	15	22	32	17	1
750.145C2	Child Sexually Abusive Activity	20 ATTEMPTS	14	2	3	5	4	
750.145C3	Child Sexually Abusive Activity, Promote or Distribute	7 ATTEMPTS	127	11	20	44	51	1
750.145C4	Child Sexually Abusive Material, Possess	4 ATTEMPTS	4			3	1	
750.145C4-A	Child Sexually Abusive Material, Possess	4 ATTEMPTS	53		13	11	27	2
750.145D2B	Computer/Internet - Plan Crime w/ Other, Max 1 - <2 yrs	2 ATTEMPTS	2		2			
750.145D2C	Computer/Internet - Plan Crime w/ Other, Max 2 - <4 yrs	4 ATTEMPTS	71	2	28	15	22	4
			4	3	1			
			1	1				
			99	32	11	33	23	
			6	2		2	2	
			75	59	1	9	6	
			7	3	1	3		
			15	11		3	1	
			1			1		
			10	6		4		
			111	38	2	58	13	
			5			4	1	
			1				1	
			45	18	4	12	11	

NOTE: Be sure to check for related offense codes when examining a particular type of crime. They may or may not be in sequential order or even on the same page. Offenders may have multiple dispositions.

A2c 2005 Criminal Court Dispositions by Offense and Type of Disposition — Assaultive Offenses

Page 3 of 9

			DISPOSITIONS					
Compiled Laws	Offense	Max. Penalty	Total	Prison ¹	Jail	Jail/ Probation ²	Probation ²	Other ³
GRAND TOTAL			19,720	7,810	3,368	4,859	3,558	125
%				39%	17%	25%	18%	1%
VIOLATIONS			17,696	7,465	2,898	4,180	3,052	101
ATTEMPTS			2,024	345	470	679	506	24
750.145D2D	Computer/Internet - Plan Crime w/ Other, Max 4 - <10 yrs	10 ATTEMPTS	35	14	1	17	3	
750.145D2E	Computer/Internet - Plan Crime w/ Other, Max 10 - <15 yrs	15 ATTEMPTS	3	3		1		
750.145D2F	Computer/Internet - Plan Crime w/ Other, Max 15+ yrs	20 ATTEMPTS	50	33		11	6	
750.145N2	Vulnerable Adult Abuse - 2nd Degree	4 ATTEMPTS	2			2		
750.145N3	Vulnerable Adult Abuse - 3rd Degree	2 ATTEMPTS	2	1			1	
750.157B2	Homicide - Solicitation of Murder	LIFE ATTEMPTS	5	5				
750.157C	Minors - Induce to Commit Felony	VAR ATTEMPTS	3	3			1	
750.158	Sodomy	15 ATTEMPTS	1			1		
750.1671F	Disorderly Person - Obscene Conduct	MISD ATTEMPTS	1	1				
750.197C	Escape - From Jail Through Violence or Assault Prison Employee	4 ATTEMPTS	6		4	1	1	
750.197C-A	Assault of Prison Employee	4 ATTEMPTS	2	2				
750.197C-B	Escape - From Jail Through Violence	4 ATTEMPTS	2	2				
750.204A	Explosives - Send w/Intent to Frighten	5 ATTEMPTS	67	53	9	5		
750.209-B	Explosives - Place w/Intent to Alarm	5 ATTEMPTS	13	8	1	4		
750.209A	Explosives - Possess w/Intent to Terrorize	10 ATTEMPTS	1	1				
750.2102B	Explosives - Possess Bomb w/Unlawful Intent, Cause Prop. Damage	20 ATTEMPTS	1		1			
750.211A2A	Explosives - Mfg/Possess Explosive/ Other w/Malicious Intent	15 ATTEMPTS	1				1	
750.211A2A-A	Explosives - Mfg/Possess Molotov Cocktail	4 ATTEMPTS	5	3		2		
750.211A2B	Explosives - Mfg/Possess Molotov Cocktail/Other w/Prop. Damage	20 ATTEMPTS	1		1			
750.213	Extortion	20 ATTEMPTS	3			1	2	
750.224D2	Weapons - Dangerous Weapon, Self-Defense Spray	2 ATTEMPTS	1					
750.233	Weapons - Firearms, Aim w/o Malice	MISD ATTEMPTS	5	3				
750.234	Weapons - Firearms, Discharge/Aim w/o Malice and Injury	1 ATTEMPTS	13	4	3	6		
750.234A	Weapons - Firearms, Discharge from Vehicle	4 ATTEMPTS	6	2	3	1		
			2		2			
			14		3	3	7	1
			3		2	1		
			26	14	2	3	7	
			1				1	

NOTE: Be sure to check for related offense codes when examining a particular type of crime. They may or may not be in sequential order or even on the same page. Offenders may have multiple dispositions.

A2c 2005 Criminal Court Dispositions by Offense and Type of Disposition — Assaultive Offenses

Page 4 of 9

				DISPOSITIONS					
Compiled Laws		Offense	Max. Penalty	Total	Prison ¹	Jail	Jail/ Probation ²	Probation ²	Other ³
GRAND TOTAL				19,720	7,810	3,368	4,859	3,558	125
%					39%	17%	25%	18%	1%
VIOLATIONS				17,696	7,465	2,898	4,180	3,052	101
ATTEMPTS				2,024	345	470	679	506	24
750.234B	Weapons - Firearms, Discharge in/at Bldg.		4 ATTEMPTS	70 8	40	8 2	12 5	9	1 1
750.235	Weapons - Firearms, Discharge/Aim w/o Malice but w/Injury		1 ATTEMPTS	3		2	1		
750.237	Weapons - Firearms - Under the Influence Causing Serious Impairment		5 ATTEMPTS	54		18	15	18	3
750.2411	Obstruct Fireman/Public Utility Maintenance Person		4 ATTEMPTS	1		1			
750.316	Homicide		LIFE ATTEMPTS	8	8				
750.316-A	Homicide - Murder 1st Degree, Premeditated		LIFE ATTEMPTS	87	87				
750.316-B	Homicide - Felony Murder		LIFE ATTEMPTS	35	35				
750.316-C	Homicide - Open Murder, Statutory Short Form		LIFE ATTEMPTS	20	20				
750.317	Homicide - Murder 2nd Degree		LIFE ATTEMPTS	206	206				
750.321	Homicide - Manslaughter		15 ATTEMPTS	10	6		2	2	
750.321-A	Homicide - Manslaughter, Statutory Short Form		15 ATTEMPTS	43	41	1	1		
750.321-C	Homicide - Manslaughter, Involuntary		15 ATTEMPTS	16 2	13 1		1 1	2	
750.321-E	Homicide - Manslaughter w/ Motor Vehicle		15 ATTEMPTS	15 1	13 1			2	
750.324	Homicide - Negligent Homicide		2 ATTEMPTS	82 1	14	6	36	25 1	1
750.329	Homicide - Manslaughter, Death w/ Weapon, Aim w/o Malice		15 ATTEMPTS	5	3		1	1	
750.335	Lewd and Lascivious Conduct		1 ATTEMPTS	3			1	1	1
750.335A	Indecent Exposure (Sexually Delinquent Person)		1 ATTEMPTS	66 2	8	14	25 2	19	
750.338	Gross Indecency Between Males, Commit/Procure		5 ATTEMPTS	9		1	3	5	
750.338B	Gross Indecency Between Male & Female, Commit/Procure		5 ATTEMPTS	32 5	13 1	4 1	11 2	2 1	2
750.349	Kidnapping		LIFE ATTEMPTS	45 8	45 5				
750.350	Kidnapping - Child Enticement		LIFE ATTEMPTS	1 1	1 1				
750.350A1	Kidnapping - Custodial Interference		1 ATTEMPTS	22 4		3	9 1	10 3	
750.377B	Malicious Destruction Fire/ Police Property		4 ATTEMPTS	226 71	58 4	55 22	64 21	49 23	1
750.377C	School Bus - Intentional Damage		5 ATTEMPTS	11	11				

NOTE: Be sure to check for related offense codes when examining a particular type of crime. They may or may not be in sequential order or even on the same page. Offenders may have multiple dispositions.

A2c 2005 Criminal Court Dispositions by Offense and Type of Disposition — Assaultive Offenses

Page 5 of 9

				DISPOSITIONS					
Compiled Laws	Offense	Max. Penalty		Total	Prison ¹	Jail	Jail/ Probation ²	Probation ²	Other ³
		GRAND TOTAL		19,720	7,810	3,368	4,859	3,558	125
		%			39%	17%	25%	18%	1%
		VIOLATIONS		17,696	7,465	2,898	4,180	3,052	101
		ATTEMPTS		2,024	345	470	679	506	24
750.3942C	Throw Objects at Trains/Cars, Causing Injury	4 ATTEMPTS		1			1		
750.397	Mayhem	10 ATTEMPTS		1	1				
750.397A	Food - Place Harmful Objects In	10 ATTEMPTS		1		1			
750.411H	Stalking	1 ATTEMPTS		44		15	12	16	1
750.411H2B	Stalking a Minor	5 ATTEMPTS		1			1		
750.411I	Stalking - Aggravated	5 ATTEMPTS		174	55	19	70	30	
750.411S2A	Unlawful Posting Message	2 ATTEMPTS		24	3	8	8	5	
750.4362A	Poisoning - Food/Drink/Medicine/ Water	15 ATTEMPTS		3			2	1	
750.455	Prostitution - Pandering	20 ATTEMPTS		2				2	
750.479	Public Officer - Assault/Obstruct	20 ATTEMPTS		1			1		
750.479-B	Police Officer/Public Officer - Resist/Obstruct	2 ATTEMPTS		3		1	1	1	
750.4792	Public Officer - Assault/Obstruct	2 ATTEMPTS		30	2	17	7	3	1
750.4793	Public Officer - Assault/Obstruct Cause Injury	4 ATTEMPTS		11		8	2	1	
750.4794	Public Officer - Assault/Obstruct Cause Serious Injury	10 ATTEMPTS		74	20	50	3	1	
750.479A	Police Officer - Flee (Penal Code)	15 ATTEMPTS		18	1	11	1	4	1
750.479A-B	Peace Officer - Resist Arrest Injury Inflicted	2 ATTEMPTS		23	6	11	5	1	
750.479A2	Police Officer - Flee (Penal Code) 4th Degree	2 ATTEMPTS		1			1		
750.479A3	Police Officer - Flee (Penal Code) 3rd Degree	5 ATTEMPTS		3	2				
750.479A4-A	Police Officer - Flee (Penal Code) 2nd Degree	10 ATTEMPTS							
750.479A5-A	Police Officer - Flee (Penal Code) 1st Degree	15 ATTEMPTS		1			1		
750.479AA	Police Officer - Flee (Penal Code)	1 ATTEMPTS		1				1	
750.479B	Peace Officer - Disarm	10 ATTEMPTS		1		1			
750.479B1	Peace Officer - Disarm Non-Firearm	4 ATTEMPTS		1			1		
750.479B2	Peace Officer - Disarm Firearm	10 ATTEMPTS		1	1				
				3	2	1			
				2	2				
				15	8	1		6	

NOTE: Be sure to check for related offense codes when examining a particular type of crime. They may or may not be in sequential order or even on the same page. Offenders may have multiple dispositions.

A2c 2005 Criminal Court Dispositions by Offense and Type of Disposition — Assaultive Offenses

Page 6 of 9

			DISPOSITIONS					
Compiled Laws	Offense	Max. Penalty	Total	Prison ¹	Jail	Jail/ Probation ²	Probation ²	Other ³
	GRAND TOTAL		19,720	7,810	3,368	4,859	3,558	125
	%			39%	17%	25%	18%	1%
	VIOLATIONS		17,696	7,465	2,898	4,180	3,052	101
	ATTEMPTS		2,024	345	470	679	506	24
750.483A2B	Interfere w/ Crime Report Threat to Kill/Injure	10 ATTEMPTS	6	3	1	1	1	
750.483A4B	Interfere w/ Police Investigation Threat to Kill/Injure	10 ATTEMPTS	1	1			1	
750.496	Arson - Negligently Setting Fire to a Hotel	MISD ATTEMPTS	1		1			
750.50C7	Police Animal - Injure/Harass While Committing Crime	2 ATTEMPTS	3	1		1	1	
750.511	Railroads - Block/Wreck Track	LIFE ATTEMPTS	1	1				
750.520B	CSC - 1st Degree - Multiple Variables	LIFE ATTEMPTS	115	114	1			
750.520B1A	CSC - 1st Degree - Person Under 13	LIFE ATTEMPTS	6	5		1		
750.520B1B	CSC - 1st Degree - Relationship	LIFE ATTEMPTS	331	324			5	2
750.520B1C	CSC - 1st Degree - During Felony	LIFE ATTEMPTS	19	14	2	3		
750.520B1D	CSC - 1st Degree - Relationship	LIFE ATTEMPTS	71	71				
750.520B1E	CSC - 1st Degree - During Felony	LIFE ATTEMPTS	5	4		1		
750.520B1C	CSC - 1st Degree - During Felony	LIFE ATTEMPTS	16	16				
750.520B1D	CSC - 1st Degree - Accomplices	LIFE ATTEMPTS	3	3				
750.520B1E	CSC - 1st Degree - Weapon Used	LIFE ATTEMPTS	20	20				
750.520B1F	CSC - 1st Degree - Personal Injury	LIFE ATTEMPTS	32	32				
750.520B1G	CSC - 1st Degree - Personal Injury	LIFE ATTEMPTS	2	1		1		
750.520B1G	CSC - 1st Degree - Injury to Incapacitated Victim	LIFE ATTEMPTS	6	6				
750.520B1H	CSC - 1st Degree - Mentally Disabled Relationship	LIFE ATTEMPTS	5	4		1		
750.520C	CSC - 2nd Degree - Multiple Variables	15 ATTEMPTS	153	99	7	38	8	1
750.520C1A	CSC - 2nd Degree - Multiple Variables	15 ATTEMPTS	11	2	2	5	2	
750.520C1A	CSC - 2nd Degree - Person Under 13	15 ATTEMPTS	486	347	14	93	28	4
750.520C1B	CSC - 2nd Degree - Person Under 13	15 ATTEMPTS	56	19	2	28	7	
750.520C1B	CSC - 2nd Degree - Relationship	15 ATTEMPTS	126	73	6	35	12	
750.520C1C	CSC - 2nd Degree - Relationship	15 ATTEMPTS	20	8	3	5	4	
750.520C1C	CSC - 2nd Degree - During Felony	15 ATTEMPTS	10	6	1	3		
750.520C1D	CSC - 2nd Degree - During Felony	15 ATTEMPTS	2	1	1			
750.520C1D	CSC - 2nd Degree - Accomplices	15 ATTEMPTS	3	2	1			
750.520C1E	CSC - 2nd Degree - Accomplices	15 ATTEMPTS	4	3			1	
750.520C1F	CSC - 2nd Degree - Weapon Used	15 ATTEMPTS	25	15	1	8	1	
750.520C1F	CSC - 2nd Degree - Personal Injury	15 ATTEMPTS	4	1		3		
750.520C1G	CSC - 2nd Degree - Personal Injury	15 ATTEMPTS	5	2		3		
750.520C1G	CSC - 2nd Degree - Injury to Incapacitated Victim	15 ATTEMPTS	6	5		1		
750.520C1H	CSC - 2nd Degree - Injury to Incapacitated Victim	15 ATTEMPTS	1	1				
750.520C1H	CSC - 2nd Degree - Mentally Disabled Relationship	15 ATTEMPTS	6	5		1		
750.520C1H	CSC - 2nd Degree - Mentally Disabled Relationship	15 ATTEMPTS	1	1				
750.520C1K	CSC - 2nd Degree - County Prisoner	15 ATTEMPTS	2	1		1		

NOTE: Be sure to check for related offense codes when examining a particular type of crime. They may or may not be in sequential order or even on the same page. Offenders may have multiple dispositions.

A2c 2005 Criminal Court Dispositions by Offense and Type of Disposition — Assaultive Offenses

Page 7 of 9

			DISPOSITIONS					
Compiled Laws	Offense	Max. Penalty	Total	Prison ¹	Jail	Jail/ Probation ²	Probation ²	Other ³
	GRAND TOTAL		19,720	7,810	3,368	4,859	3,558	125
	%			39%	17%	25%	18%	1%
	VIOLATIONS		17,696	7,465	2,898	4,180	3,052	101
	ATTEMPTS		2,024	345	470	679	506	24
750.520D	CSC - 3rd Degree - Multiple Variables	15 ATTEMPTS	90	82	1	4	2	1
			23	5	1	13	4	
750.520D1A	CSC - 3rd Degree - Person 13-15	15 ATTEMPTS	382	273	19	57	33	
			142	40	21	55	23	3
750.520D1B	CSC - 3rd Degree - Force/Coercion	15 ATTEMPTS	80	69	2	2	1	6
			12	4	1	7		
750.520D1C	CSC - 3rd Degree - Incapacitated Victim	15 ATTEMPTS	14	12			1	1
			6	1	1	3	1	
750.520D1D	CSC - 3rd Degree - Incest	15 ATTEMPTS	25	24				1
			3	3				
750.520E	CSC - 4th Degree - Multiple Variables	2 ATTEMPTS	133	33	14	58	28	
			6		1	1	4	
750.520E1A	CSC - 4th Degree - Force/Coercion	2 ATTEMPTS	238	51	48	79	60	
			15		6	2	7	
750.520E1A-A	CSC - 4th Degree - Victim 13-16	2 ATTEMPTS	195	45	31	87	32	
			12		2	5	5	
750.520E1B	CSC - 4th Degree - Incapacitated Victim	2 ATTEMPTS	25	2	3	12	8	
			1			1		
750.520E1F-A	CSC - 4th Degree - Student	2 ATTEMPTS	4			2	2	
750.520E1G	CSC - 4th Degree - Incest	2 ATTEMPTS	26	10	3	12	1	
750.520G	CSC - Assault w/Intent to Commit Sexual Penetration	10 ATTEMPTS	1	1				
750.520G1	CSC - Assault w/Intent to Commit Sexual Penetration	10 ATTEMPTS	209	121	11	68	9	
			7	2	1	4		
750.520G2	CSC - 2nd Degree Assault	5 ATTEMPTS	69	29	7	28	5	
			4	1	1	2		
750.529	Robbery - Armed	LIFE ATTEMPTS	750	744	2	3	1	
			48	19	4	19	6	
750.529A	Carjacking	LIFE ATTEMPTS	76	75		1		
			12	7	3		2	
750.530	Robbery - Unarmed	15 ATTEMPTS	590	330	44	132	81	3
			44	11	11	13	9	
750.531	Bank Robbery/Safe Breaking	LIFE ATTEMPTS	2	1		1		
			3		1	1	1	
750.531-A	Bank Robbery	LIFE ATTEMPTS	88	74		10	4	
			3	1	1	1		
750.531-B	Safe Breaking	LIFE ATTEMPTS	42	34	1	7		
			13	7	3	2	1	
750.532	Seduction	5 ATTEMPTS	12	2	6	4		
750.539J2A1	Surveil Unclothed Person	2 ATTEMPTS	5	1		3	1	
			1				1	
750.539J2B	Capture/Distribute Image of Unclothed Person	5 ATTEMPTS	11	7		3	1	
750.72	Arson - Dwelling House/Curtilage	20 ATTEMPTS	4	1	1	2		
			1				1	

NOTE: Be sure to check for related offense codes when examining a particular type of crime. They may or may not be in sequential order or even on the same page. Offenders may have multiple dispositions.

A2c 2005 Criminal Court Dispositions by Offense and Type of Disposition — Assaultive Offenses

Page 8 of 9

			DISPOSITIONS					
Compiled Laws	Offense	Max. Penalty	Total	Prison ¹	Jail	Jail/ Probation ²	Probation ²	Other ³
	GRAND TOTAL		19,720	7,810	3,368	4,859	3,558	125
	%			39%	17%	25%	18%	1%
	VIOLATIONS		17,696	7,465	2,898	4,180	3,052	101
	ATTEMPTS		2,024	345	470	679	506	24
750.72-A	Arson - Dwelling House	20	67	43	3	9	12	
	ATTEMPTS		17	3		7	7	
750.72-B	Arson - Dwelling House/ Curtilage	20	2	1	1			
	ATTEMPTS		2				2	
750.73	Arson - Real Property	10	45	12	5	17	10	1
	ATTEMPTS		11	2	2	4	3	
750.741A	Arson - Personal Property, <\$200	5	3	1	2			
	ATTEMPTS							
750.741B1	Arson - Personal Property, \$200 - <\$1K	1	1			1		
	ATTEMPTS							
750.741C1	Arson - Personal Property, \$1K - <\$20K	5	45	9	9	11	16	
	ATTEMPTS		6		1	2	3	
750.741D1	Arson - Personal Property, \$20K or More	10	10	3	1	5	1	
	ATTEMPTS							
750.74B	Arson - Personal Property, Over \$50	4	1		1			
	ATTEMPTS							
750.75	Arson - Insured Property	10	12	3	1	5	3	
	ATTEMPTS		1			1		
750.77	Arson - Preparation to Burn Property	10	1				1	
	ATTEMPTS							
750.771A1	Arson - Preparation to Burn Property, Less Than \$200	MISD	1				1	
	ATTEMPTS							
750.771B1	Arson - Preparation to Burn Property, \$200 - <\$1K	1	3		2		1	
	ATTEMPTS							
750.771C1	Arson - Preparation to Burn Property, \$1K - <\$20K	5	11	6		3	2	
	ATTEMPTS		5			3	2	
750.771D1	Arson - Preparation to Burn Property, \$20K or More	10	2				2	
	ATTEMPTS		4	1	1		2	
750.78	Arson - Woods/Prairies	4	4	1	3			
	ATTEMPTS							
750.81	Asslt or Asslt and Battery	MISD	483	7	237	70	157	12
	ATTEMPTS		1				1	
750.812	Domestic Violence	MISD	512	4	229	111	160	8
	ATTEMPTS		11		5		6	
750.813	Domestic Violence - 2nd Offense	1	87	1	51	24	9	2
	ATTEMPTS		2			1	1	
750.814	Domestic Violence - 3rd Offense	2	405	78	124	157	46	
	ATTEMPTS		4		2	2		
750.81A	Assault - Aggravated	1	281	1	87	71	122	
	ATTEMPTS		6	1	4		1	
750.81A2	Domestic Violence, Aggravated	1	71	1	25	17	26	2
	ATTEMPTS		2		1	1		
750.81A3	Domestic Violence, Aggravated - 2nd Offense	2	40	3	10	21	6	
	ATTEMPTS							
750.81C2	Assault/Battery of DHS Employee	2	6	3	1		1	1
	ATTEMPTS							
750.81D1	Police Officer - Assault/Resist/Obstruct	2	2,445	536	670	711	517	11
	ATTEMPTS		394	5	150	110	118	11

NOTE: Be sure to check for related offense codes when examining a particular type of crime. They may or may not be in sequential order or even on the same page. Offenders may have multiple dispositions.

A2c 2005 Criminal Court Dispositions by Offense and Type of Disposition — Assaultive Offenses

Page 9 of 9

			DISPOSITIONS					
			Total	Prison ¹	Jail	Jail/ Probation ²	Probation ²	Other ³
GRAND TOTAL			19,720	7,810	3,368	4,859	3,558	125
%				39%	17%	25%	18%	1%
VIOLATIONS			17,696	7,465	2,898	4,180	3,052	101
ATTEMPTS			2,024	345	470	679	506	24
Compiled Laws	Offense	Max. Penalty						
750.81D2	Police Officer - Assault/Resist/Obstruct, Causing Injury	4 ATTEMPTS	189 8	65 1	33 2	61 1	30 4	
750.81D3	Police Officer - Assault/Resist/Obstruct, Serious Impairment	15 ATTEMPTS	3	2			1	
750.82	Felonious Assault	4 ATTEMPTS	1,982 371	518 26	288 86	642 144	526 112	8 3
750.822	Weapon-Free Schools - Assault w/ Dangerous Weapon	4 ATTEMPTS	2				2	
750.83	Assault w/Intent to Murder	LIFE ATTEMPTS	188	188				
750.84	Assault w/Intent to do Great Bodily Harm Less Than Murder	10 ATTEMPTS	587 57	364 22	36 7	112 23	74 5	1
750.86	Assault w/Intent to Maim	10 ATTEMPTS	1			1		
750.87	Assault w/Intent to Commit Felony	10 ATTEMPTS	10 3	4	1	5 1	1 1	
750.88	Assault w/Intent to Rob While Unarmed	15 ATTEMPTS	71 8	45 4	5	12 3	9 1	
750.89	Assault w/Intent to Rob While Armed	LIFE ATTEMPTS	145 7	129 4	2 2	9 1	2	3
750.90BB	Assault - Pregnant Individual, Harm to Embryo/Fetus	10 ATTEMPTS	1	1				
750.91	Homicide - Attempted Murder	LIFE ATTEMPTS	7	7				
752.191	Felonious Driving	2 ATTEMPTS	2 1	1	1	1		
752.541	Riot	10 ATTEMPTS	2				2	
752.861	Weapons - Firearms, Careless Use Cause Injury/Death	2 ATTEMPTS	20 1	2	2	5	11 1	
752.862-B	Weapons - Firearms, Careless Use Prop. Damage Over \$50	1 ATTEMPTS	3			1	2	
752.863A	Weapons - Firearms, Reckless Use	MISD ATTEMPTS	35		11	8	11	5

NOTE: Be sure to check for related offense codes when examining a particular type of crime. They may or may not be in sequential order or even on the same page. Offenders may have multiple dispositions.

¹ Includes HYTA Prison

² Includes Delayed and Suspended Sentences, HYTA Probation, and SAI Probation

³ Includes Restitution, Fines, Costs, Community Service and DHS sentences

SOURCE: OMNI BIR Extract

2004

A1 2004 Criminal Court Dispositions (Offenders) by FOA Region and County – All Offenses

Page 1 of 2

	Total	Prison ¹	Jail	Jail/ Probation	Proba- tion ²	Other ³	Percents				
							Prison ¹	Jail	Jail/ Probation	Proba- tion ²	Other ³
STATE TOTALS	55,545	11,260	10,213	17,425	16,308	339	20.3	18.4	31.4	29.4	.6
METROPOLITAN REGION TOTALS	26,492	4,814	4,811	6,379	10,377	111	18.2	18.2	24.1	39.2	.4
50 Macomb	3,762	519	883	785	1,547	28	13.8	23.5	20.9	41.1	.7
63 Oakland	6,787	1,317	1,576	2,193	1,669	32	19.4	23.2	32.3	24.6	.5
81 Washtenaw	1,278	246	300	228	489	15	19.2	23.5	17.8	38.3	1.2
82 Wayne	14,665	2,732	2,052	3,173	6,672	36	18.6	14.0	21.6	45.5	.2
OUTSTATE REGION TOTALS	29,053	6,446	5,402	11,046	5,931	228	22.2	18.6	38.0	20.4	.8
01 Alcona	55	3	1	47	3	1	5.5	1.8	85.5	5.5	1.8
02 Alger	57	15	24	17	1		26.3	42.1	29.8	1.8	
03 Allegan	474	148	90	174	58	4	31.2	19.0	36.7	12.2	.8
04 Alpena	115	26	16	42	30	1	22.6	13.9	36.5	26.1	.9
05 Antrim	83	31	9	37	6		37.3	10.8	44.6	7.2	
06 Arenac	38	3	1	28	6		7.9	2.6	73.7	15.8	
07 Baraga	22	6	1	8	7		27.3	4.5	36.4	31.8	
08 Barry	339	57	17	210	51	4	16.8	5.0	61.9	15.0	1.2
09 Bay	493	105	77	198	111	2	21.3	15.6	40.2	22.5	.4
10 Benzie	45	18		16	11		40.0		35.6	24.4	
11 Berrien	1,270	205	316	421	294	34	16.1	24.9	33.1	23.1	2.7
12 Branch	208	37	57	109	5		17.8	27.4	52.4	2.4	
13 Calhoun	1,209	269	360	243	320	17	22.2	29.8	20.1	26.5	1.4
14 Cass	300	68	84	116	32		22.7	28.0	38.7	10.7	
15 Charlevoix	93	21	18	51	2	1	22.6	19.4	54.8	2.2	1.1
16 Cheboygan	172	25	24	88	34	1	14.5	14.0	51.2	19.8	.6
17 Chippewa	185	41	61	54	26	3	22.2	33.0	29.2	14.1	1.6
18 Clare	137	17	16	68	34	2	12.4	11.7	49.6	24.8	1.5
19 Clinton	177	40	53	84			22.6	29.9	47.5		
20 Crawford	84	20	9	51	4		23.8	10.7	60.7	4.8	
21 Delta	168	15	44	88	20	1	8.9	26.2	52.4	11.9	.6
22 Dickinson	152	36	26	79	10	1	23.7	17.1	52.0	6.6	.7
23 Eaton	457	65	90	272	26	4	14.2	19.7	59.5	5.7	.9
24 Emmet	149	37	1	109	2		24.8	.7	73.2	1.3	
25 Genesee	2,155	625	52	650	827	1	29.0	2.4	30.2	38.4	.0
26 Gladwin	105	23	10	49	23		21.9	9.5	46.7	21.9	
27 Gogebic	47	10	8	23	6		21.3	17.0	48.9	12.8	
28 Grand Traverse	269	120	21	128			44.6	7.8	47.6		
29 Gratiot	129	52	14	63			40.3	10.9	48.8		
30 Hillsdale	127	55	2	67	3		43.3	1.6	52.8	2.4	
31 Houghton	58	13	6	37	2		22.4	10.3	63.8	3.4	
32 Huron	43	7	10	25	1		16.3	23.3	58.1	2.3	
33 Ingham	1,388	241	384	642	116	5	17.4	27.7	46.3	8.4	.4
34 Ionia	233	75	21	67	64	6	32.2	9.0	28.8	27.5	2.6
35 Iosco	122	13	15	94			10.7	12.3	77.0		
36 Iron	42	10	1	29	2		23.8	2.4	69.0	4.8	
37 Isabella	528	72	84	336	35	1	13.6	15.9	63.6	6.6	.2
38 Jackson	1,024	314	249	317	142	2	30.7	24.3	31.0	13.9	.2
39 Kalamazoo	1,975	270	557	141	994	13	13.7	28.2	7.1	50.3	.7
40 Kalkaska	92	34	5	47	6		37.0	5.4	51.1	6.5	
41 Kent	3,287	786	765	581	1,105	50	23.9	23.3	17.7	33.6	1.5
42 Keweenaw	5	1	2	1	1		20.0	40.0	20.0	20.0	
43 Lake	94	25	6	63			26.6	6.4	67.0		
44 Lapeer	274	55	47	157	13	2	20.1	17.2	57.3	4.7	.7
45 Leelanau	60	20	8	32			33.3	13.3	53.3		
46 Lenawee	329	88	5	213	21	2	26.7	1.5	64.7	6.4	.6
47 Livingston	697	163	99	300	132	3	23.4	14.2	43.0	18.9	.4
48 Luce	21	13	8				61.9	38.1			

A1 2004 Criminal Court Dispositions (Offenders) by FOA Region and County – All Offenses

Page 2 of 2

	Total	Prison ¹	Jail	Jail/ Probation	Proba- tion ²	Other ³	Percents				
							Prison ¹	Jail	Jail/ Probation	Proba- tion ²	Other ³
STATE TOTALS	55,545	11,260	10,213	17,425	16,308	339	20.3	18.4	31.4	29.4	.6
(Cont'd.)											
OUTSTATE REGION TOTALS	29,053	6,446	5,402	11,046	5,931	228	22.2	18.6	38.0	20.4	.8
49 Mackinac	45	3	24	15	3		6.7	53.3	33.3	6.7	
51 Manistee	82	28	1	26	27		34.1	1.2	31.7	32.9	
52 Marquette	154	27	3	78	46		17.5	1.9	50.6	29.9	
53 Mason	136	34	3	99			25.0	2.2	72.8		
54 Mecosta	164	28	10	113	12	1	17.1	6.1	68.9	7.3	.6
55 Menominee	58	8	16	32	2		13.8	27.6	55.2	3.4	
56 Midland	317	57	15	202	43		18.0	4.7	63.7	13.6	
57 Missaukee	81	24	3	49	5		29.6	3.7	60.5	6.2	
58 Monroe	732	161	112	448	9	2	22.0	15.3	61.2	1.2	.3
59 Montcalm	272	75	30	147	20		27.6	11.0	54.0	7.4	
60 Montmorency	82	8	12	33	28	1	9.8	14.6	40.2	34.1	1.2
61 Muskegon	1,310	414	141	694	57	4	31.6	10.8	53.0	4.4	.3
62 Newaygo	287	46	72	146	22	1	16.0	25.1	50.9	7.7	.3
64 Oceana	113	19	17	72	4	1	16.8	15.0	63.7	3.5	.9
65 Ogemaw	73	17	14	36	6		23.3	19.2	49.3	8.2	
66 Ontonagon	12	4	2	6			33.3	16.7	50.0		
67 Osceola	129	39		86	4		30.2		66.7	3.1	
68 Oscoda	28	6	4	16	2		21.4	14.3	57.1	7.1	
69 Otsego	155	34	12	103	6		21.9	7.7	66.5	3.9	
70 Ottawa	988	106	270	271	316	25	10.7	27.3	27.4	32.0	2.5
71 Presque Isle	63	2	17	24	16	4	3.2	27.0	38.1	25.4	6.3
72 Roscommon	196	28	16	125	26	1	14.3	8.2	63.8	13.3	.5
73 Saginaw	1,332	368	215	308	431	10	27.6	16.1	23.1	32.4	.8
74 St. Clair	985	186	226	451	117	5	18.9	22.9	45.8	11.9	.5
75 St. Joseph	336	62	134	133	3	4	18.5	39.9	39.6	.9	1.2
76 Sanilac	124	22	20	81	1		17.7	16.1	65.3	.8	
77 Schoolcraft	35	7	15	13			20.0	42.9	37.1		
78 Shiawassee	226	55	12	131	28		24.3	5.3	58.0	12.4	
79 Tuscola	280	62	36	142	37	3	22.1	12.9	50.7	13.2	1.1
80 Van Buren	515	69	169	205	68	4	13.4	32.8	39.8	13.2	.8
83 Wexford	157	54	7	89	6	1	34.4	4.5	56.7	3.8	.6

¹ Includes HYTA Prison

² Includes Delayed and Suspended Sentences, HYTA Probation, and SAI Probation.

³ Includes Restitution, Fines, Costs, Community Service and DHS sentences.

SOURCE: OMNI Court Disposition Extracts

A1a 2004 Criminal Court Dispositions (Offenders) by FOA Region and County – Non-Assaultive Offenses

Page 1 of 2

	Total	Prison ¹	Jail	Jail/ Probation	Probation ²	Other ³	Percents				
							Prison ¹	Jail	Jail/ Probation	Probation ²	Other ³
STATE TOTALS	27,716	5,078	4,999	9,218	8,245	176	18.3	18.0	33.3	29.7	.6
METROPOLITAN REGION TOTALS	13,130	2,150	2,493	3,173	5,256	58	16.4	19.0	24.2	40.0	.4
50 Macomb	1,520	197	395	344	578	6	13.0	26.0	22.6	38.0	.4
63 Oakland	3,481	579	869	1,099	915	19	16.6	25.0	31.6	26.3	.5
81 Washtenaw	660	104	148	138	257	13	15.8	22.4	20.9	38.9	2.0
82 Wayne	7,469	1,270	1,081	1,592	3,506	20	17.0	14.5	21.3	46.9	.3
OUTSTATE REGION TOTALS	14,586	2,928	2,506	6,045	2,989	118	20.1	17.2	41.4	20.5	.8
01 Alcona	37	1	1	32	2	1	2.7	2.7	86.5	5.4	2.7
02 Alger	32	4	16	11	1		12.5	50.0	34.4	3.1	
03 Allegan	205	57	42	81	24	1	27.8	20.5	39.5	11.7	.5
04 Alpena	56	14	12	16	14		25.0	21.4	28.6	25.0	
05 Antrim	55	21	5	24	5		38.2	9.1	43.6	9.1	
06 Arenac	23	1	1	15	6		4.3	4.3	65.2	26.1	
07 Baraga	14	2		6	6		14.3		42.9	42.9	
08 Barry	146	25	10	89	19	3	17.1	6.8	61.0	13.0	2.1
09 Bay	239	46	38	93	61	1	19.2	15.9	38.9	25.5	.4
10 Benzie	26	7		10	9		26.9		38.5	34.6	
11 Berrien	513	78	98	190	136	11	15.2	19.1	37.0	26.5	2.1
12 Branch	113	21	36	55	1		18.6	31.9	48.7	.9	
13 Calhoun	473	90	120	120	136	7	19.0	25.4	25.4	28.8	1.5
14 Cass	127	16	36	62	13		12.6	28.3	48.8	10.2	
15 Charlevoix	54	14	7	30	2	1	25.9	13.0	55.6	3.7	1.9
16 Cheboygan	95	10	13	53	19		10.5	13.7	55.8	20.0	
17 Chippewa	89	26	31	17	14	1	29.2	34.8	19.1	15.7	1.1
18 Clare	96	8	9	52	26	1	8.3	9.4	54.2	27.1	1.0
19 Clinton	96	18	27	51			18.8	28.1	53.1		
20 Crawford	40	3	5	29	3		7.5	12.5	72.5	7.5	
21 Delta	97	5	16	65	11		5.2	16.5	67.0	11.3	
22 Dickinson	87	17	12	49	8	1	19.5	13.8	56.3	9.2	1.1
23 Eaton	282	29	57	178	16	2	10.3	20.2	63.1	5.7	.7
24 Emmet	74	17	1	54	2		23.0	1.4	73.0	2.7	
25 Genesee	1,093	274	20	352	447		25.1	1.8	32.2	40.9	
26 Gladwin	57	12	3	29	13		21.1	5.3	50.9	22.8	
27 Gogebic	22	4	3	11	4		18.2	13.6	50.0	18.2	
28 Grand Traverse	168	65	16	87			38.7	9.5	51.8		
29 Gratiot	93	41	11	41			44.1	11.8	44.1		
30 Hillsdale	78	35	2	41			44.9	2.6	52.6		
31 Houghton	40	6	1	32	1		15.0	2.5	80.0	2.5	
32 Huron	26	3	7	16			11.5	26.9	61.5		
33 Ingham	781	107	215	383	73	3	13.7	27.5	49.0	9.3	.4
34 Ionia	134	45	16	38	32	3	33.6	11.9	28.4	23.9	2.2
35 Iosco	77	6	12	59			7.8	15.6	76.6		
36 Iron	23	3		18	2		13.0		78.3	8.7	
37 Isabella	250	35	34	167	13	1	14.0	13.6	66.8	5.2	.4
38 Jackson	520	156	110	169	83	2	30.0	21.2	32.5	16.0	.4
39 Kalamazoo	887	113	255	65	447	7	12.7	28.7	7.3	50.4	.8
40 Kalkaska	56	19	3	30	4		33.9	5.4	53.6	7.1	
41 Kent	1,547	317	337	319	552	22	20.5	21.8	20.6	35.7	1.4
42 Keweenaw	3		1	1	1			33.3	33.3	33.3	
43 Lake	66	20	3	43			30.3	4.5	65.2		
44 Lapeer	186	30	31	116	7	2	16.1	16.7	62.4	3.8	1.1
45 Leelanau	37	13		24			35.1		64.9		
46 Lenawee	162	48	2	101	9	2	29.6	1.2	62.3	5.6	1.2
47 Livingston	354	90	53	149	60	2	25.4	15.0	42.1	16.9	.6
48 Luce	6	5	1				83.3	16.7			

A1a 2004 Criminal Court Dispositions (Offenders) by FOA Region and County – Non-Assaultive Offenses

Page 2 of 2

	Total	Prison ¹	Jail	Jail/ Probation	Proba- tion ²	Other ³	Percents				
							Prison ¹	Jail	Jail/ Probation	Proba- tion ²	Other ³
STATE TOTALS	27,716	5,078	4,999	9,218	8,245	176	18.3	18.0	33.3	29.7	.6
(Cont'd.)											
OUTSTATE REGION TOTALS	14,586	2,928	2,506	6,045	2,989	118	20.1	17.2	41.4	20.5	.8
49 Mackinac	19	2	9	7	1		10.5	47.4	36.8	5.3	
51 Manistee	44	17		13	14		38.6		29.5	31.8	
52 Marquette	84	16	1	44	23		19.0	1.2	52.4	27.4	
53 Mason	75	18	1	56			24.0	1.3	74.7		
54 Mecosta	96	18	4	66	7	1	18.8	4.2	68.8	7.3	1.0
55 Menominee	37	6	9	20	2		16.2	24.3	54.1	5.4	
56 Midland	176	33	9	107	27		18.8	5.1	60.8	15.3	
57 Missaukee	62	16	2	39	5		25.8	3.2	62.9	8.1	
58 Monroe	338	63	45	224	6		18.6	13.3	66.3	1.8	
59 Montcalm	149	37	16	82	14		24.8	10.7	55.0	9.4	
60 Montmorency	35	1	5	17	11	1	2.9	14.3	48.6	31.4	2.9
61 Muskegon	595	185	62	310	35	3	31.1	10.4	52.1	5.9	.5
62 Newaygo	160	22	43	87	8		13.8	26.9	54.4	5.0	
64 Oceana	65	9	8	46	2		13.8	12.3	70.8	3.1	
65 Ogemaw	37	10	5	19	3		27.0	13.5	51.4	8.1	
66 Ontonagon	7	2	1	4			28.6	14.3	57.1		
67 Osceola	62	16		44	2		25.8		71.0	3.2	
68 Oscoda	24	6	4	13	1		25.0	16.7	54.2	4.2	
69 Otsego	84	20	4	56	4		23.8	4.8	66.7	4.8	
70 Ottawa	521	44	129	158	172	18	8.4	24.8	30.3	33.0	3.5
71 Presque Isle	37	2	11	11	9	4	5.4	29.7	29.7	24.3	10.8
72 Roscommon	110	17	10	66	16	1	15.5	9.1	60.0	14.5	.9
73 Saginaw	641	171	88	170	205	7	26.7	13.7	26.5	32.0	1.1
74 St. Clair	524	68	122	276	58		13.0	23.3	52.7	11.1	
75 St. Joseph	156	23	61	69		3	14.7	39.1	44.2		1.9
76 Sanilac	67	12	10	44	1		17.9	14.9	65.7	1.5	
77 Schoolcraft	19	5	7	7			26.3	36.8	36.8		
78 Shiawassee	139	25	7	88	19		18.0	5.0	63.3	13.7	
79 Tuscola	169	33	19	96	19	2	19.5	11.2	56.8	11.2	1.2
80 Van Buren	238	27	81	87	40	3	11.3	34.0	36.6	16.8	1.3
83 Wexford	81	27	4	46	3	1	33.3	4.9	56.8	3.7	1.2

¹ Includes HYTA Prison

² Includes Delayed and Suspended Sentences, HYTA Probation, and SAI Probation.

³ Includes Restitution, Fines, Costs, Community Service and DHS sentences.

SOURCE: OMNI Court Disposition Extracts

A1b 2004 Criminal Court Dispositions (Offenders) by FOA Region and County – Drug Offenses

Page 1 of 2

	Total	Prison ¹	Jail	Jail/ Probation	Probation ²	Other ³	Percents				
							Prison ¹	Jail	Jail/ Probation	Probation ²	Other ³
STATE TOTALS	14,663	1,773	3,169	4,433	5,201	87	12.1	21.6	30.2	35.5	.6
METROPOLITAN REGION TOTALS	7,429	700	1,545	1,881	3,279	24	9.4	20.8	25.3	44.1	.3
50 Macomb	1,434	78	364	236	748	8	5.4	25.4	16.5	52.2	.6
63 Oakland	1,778	236	470	614	454	4	13.3	26.4	34.5	25.5	.2
81 Washtenaw	267	32	69	28	137	1	12.0	25.8	10.5	51.3	.4
82 Wayne	3,950	354	642	1,003	1,940	11	9.0	16.3	25.4	49.1	.3
OUTSTATE REGION TOTALS	7,234	1,073	1,624	2,552	1,922	63	14.8	22.4	35.3	26.6	.9
01 Alcona	8			7	1				87.5	12.5	
02 Alger	10		6	4				60.0	40.0		
03 Allegan	133	37	22	48	23	3	27.8	16.5	36.1	17.3	2.3
04 Alpena	36	5	3	17	10	1	13.9	8.3	47.2	27.8	2.8
05 Antrim	10	4	2	4			40.0	20.0	40.0		
06 Arenac	6			6					100.0		
07 Baraga	2			2					100.0		
08 Barry	122	14	3	80	25		11.5	2.5	65.6	20.5	
09 Bay	107	6	15	52	34		5.6	14.0	48.6	31.8	
10 Benzie	4	1		2	1		25.0		50.0	25.0	
11 Berrien	440	39	152	115	117	17	8.9	34.5	26.1	26.6	3.9
12 Branch	43	3	9	29	2		7.0	20.9	67.4	4.7	
13 Calhoun	324	47	127	48	102		14.5	39.2	14.8	31.5	
14 Cass	96	21	23	36	16		21.9	24.0	37.5	16.7	
15 Charlevoix	24	1	7	16			4.2	29.2	66.7		
16 Cheboygan	52	5	8	28	10	1	9.6	15.4	53.8	19.2	1.9
17 Chippewa	40	3	11	17	9		7.5	27.5	42.5	22.5	
18 Clare	17	5	3	5	3	1	29.4	17.6	29.4	17.6	5.9
19 Clinton	39	7	16	16			17.9	41.0	41.0		
20 Crawford	11	1	2	7	1		9.1	18.2	63.6	9.1	
21 Delta	41		21	13	6	1		51.2	31.7	14.6	2.4
22 Dickinson	35	8	7	18	2		22.9	20.0	51.4	5.7	
23 Eaton	69	9	12	43	3	2	13.0	17.4	62.3	4.3	2.9
24 Emmet	40	6		34			15.0		85.0		
25 Genesee	530	111	13	139	267		20.9	2.5	26.2	50.4	
26 Gladwin	21	3	4	8	6		14.3	19.0	38.1	28.6	
27 Gogebic	14	2	2	9	1		14.3	14.3	64.3	7.1	
28 Grand Traverse	49	21	3	25			42.9	6.1	51.0		
29 Gratiot	13	3	2	8			23.1	15.4	61.5		
30 Hillsdale	29	12		15	2		41.4		51.7	6.9	
31 Houghton	3			2	1				66.7	33.3	
32 Huron	5		1	3	1			20.0	60.0	20.0	
33 Ingham	270	34	88	121	27		12.6	32.6	44.8	10.0	
34 Ionia	45	8	3	11	21	2	17.8	6.7	24.4	46.7	4.4
35 Iosco	32	2	1	29			6.3	3.1	90.6		
36 Iron	2			2					100.0		
37 Isabella	175	13	27	121	14		7.4	15.4	69.1	8.0	
38 Jackson	275	65	78	94	38		23.6	28.4	34.2	13.8	
39 Kalamazoo	636	42	182	29	380	3	6.6	28.6	4.6	59.7	.5
40 Kalkaska	14	2	1	10	1		14.3	7.1	71.4	7.1	
41 Kent	926	149	280	110	368	19	16.1	30.2	11.9	39.7	2.1
42 Keweenaw	1		1					100.0			
43 Lake	12	1	2	9			8.3	16.7	75.0		
44 Lapeer	32	6	8	15	3		18.8	25.0	46.9	9.4	
45 Leelanau	8		4	4				50.0	50.0		
46 Lenawee	65	7	2	48	8		10.8	3.1	73.8	12.3	
47 Livingston	182	16	31	87	48		8.8	17.0	47.8	26.4	
48 Luce	2	1	1				50.0	50.0			

A1b 2004 Criminal Court Dispositions (Offenders) by FOA Region and County — Drug Offenses

Page 2 of 2

	Total	Prison ¹	Jail	Jail/ Probation	Proba- tion ²	Other ³	Percents				
							Prison ¹	Jail	Jail/ Probation	Proba- tion ²	Other ³
STATE TOTALS	14,663	1,773	3,169	4,433	5,201	87	12.1	21.6	30.2	35.5	.6
(Cont'd.)											
OUTSTATE REGION TOTALS	7,234	1,073	1,624	2,552	1,922	63	14.8	22.4	35.3	26.6	.9
49 Mackinac	13		6	5	2			46.2	38.5	15.4	
51 Manistee	17	2		7	8		11.8		41.2	47.1	
52 Marquette	40			21	19				52.5	47.5	
53 Mason	15	1	1	13			6.7	6.7	86.7		
54 Mecosta	32	1	2	26	3		3.1	6.3	81.3	9.4	
55 Menominee	5		1	4				20.0	80.0		
56 Midland	53	5	1	40	7		9.4	1.9	75.5	13.2	
57 Missaukee	9	3	1	5			33.3	11.1	55.6		
58 Monroe	229	44	38	144	1	2	19.2	16.6	62.9	.4	.9
59 Montcalm	41	11	3	25	2		26.8	7.3	61.0	4.9	
60 Montmorency	13	1	1	5	6		7.7	7.7	38.5	46.2	
61 Muskegon	364	94	47	210	13		25.8	12.9	57.7	3.6	
62 Newaygo	54	5	20	19	9	1	9.3	37.0	35.2	16.7	1.9
64 Oceana	19	5	3	10	1		26.3	15.8	52.6	5.3	
65 Ogemaw	17	3	6	7	1		17.6	35.3	41.2	5.9	
66 Ontonagon	1		1					100.0			
67 Osceola	29	12		16	1		41.4		55.2	3.4	
68 Oscoda	1			1					100.0		
69 Otsego	39	5	4	28	2		12.8	10.3	71.8	5.1	
70 Ottawa	233	9	79	47	93	5	3.9	33.9	20.2	39.9	2.1
71 Presque Isle	11		2	9				18.2	81.8		
72 Roscommon	52	3	2	39	8		5.8	3.8	75.0	15.4	
73 Saginaw	302	58	67	49	127	1	19.2	22.2	16.2	42.1	.3
74 St. Clair	219	45	51	82	39	2	20.5	23.3	37.4	17.8	.9
75 St. Joseph	93	14	40	35	3	1	15.1	43.0	37.6	3.2	1.1
76 Sanilac	29	3	4	22			10.3	13.8	75.9		
77 Schoolcraft	3		2	1				66.7	33.3		
78 Shiawassee	23	5	2	14	2		21.7	8.7	60.9	8.7	
79 Tuscola	34	3	4	18	8	1	8.8	11.8	52.9	23.5	2.9
80 Van Buren	157	14	50	78	15		8.9	31.8	49.7	9.6	
83 Wexford	37	7	3	26	1		18.9	8.1	70.3	2.7	

¹ Includes HYTA Prison

² Includes Delayed and Suspended Sentences, HYTA Probation, and SAI Probation.

³ Includes Restitution, Fines, Costs, Community Service and DHS sentences.

SOURCE: OMNI Court Disposition Extracts

A1c 2004 Criminal Court Dispositions (Offenders) by FOA Region and County – Assaultive Offenses

Page 1 of 2

	Total	Prison ¹	Jail	Jail/ Probation	Proba- tion ²	Other ³	Percents				
							Prison ¹	Jail	Jail/ Probation	Proba- tion ²	Other ³
STATE TOTALS	13,166	4,409	2,045	3,774	2,862	76	33.5	15.5	28.7	21.7	.6
METROPOLITAN REGION TOTALS	5,933	1,964	773	1,325	1,842	29	33.1	13.0	22.3	31.0	.5
50 Macomb	808	244	124	205	221	14	30.2	15.3	25.4	27.4	1.7
63 Oakland	1,528	502	237	480	300	9	32.9	15.5	31.4	19.6	.6
81 Washtenaw	351	110	83	62	95	1	31.3	23.6	17.7	27.1	.3
82 Wayne	3,246	1,108	329	578	1,226	5	34.1	10.1	17.8	37.8	.2
OUTSTATE REGION TOTALS	7,233	2,445	1,272	2,449	1,020	47	33.8	17.6	33.9	14.1	.6
01 Alcona	10	2		8			20.0		80.0		
02 Alger	15	11	2	2			73.3	13.3	13.3		
03 Allegan	136	54	26	45	11		39.7	19.1	33.1	8.1	
04 Alpena	23	7	1	9	6		30.4	4.3	39.1	26.1	
05 Antrim	18	6	2	9	1		33.3	11.1	50.0	5.6	
06 Arenac	9	2		7			22.2		77.8		
07 Baraga	6	4	1		1		66.7	16.7		16.7	
08 Barry	71	18	4	41	7	1	25.4	5.6	57.7	9.9	1.4
09 Bay	147	53	24	53	16	1	36.1	16.3	36.1	10.9	.7
10 Benzie	15	10		4	1		66.7		26.7	6.7	
11 Berrien	317	88	66	116	41	6	27.8	20.8	36.6	12.9	1.9
12 Branch	52	13	12	25	2		25.0	23.1	48.1	3.8	
13 Calhoun	412	132	113	75	82	10	32.0	27.4	18.2	19.9	2.4
14 Cass	77	31	25	18	3		40.3	32.5	23.4	3.9	
15 Charlevoix	15	6	4	5			40.0	26.7	33.3		
16 Cheboygan	25	10	3	7	5		40.0	12.0	28.0	20.0	
17 Chippewa	56	12	19	20	3	2	21.4	33.9	35.7	5.4	3.6
18 Clare	24	4	4	11	5		16.7	16.7	45.8	20.8	
19 Clinton	42	15	10	17			35.7	23.8	40.5		
20 Crawford	33	16	2	15			48.5	6.1	45.5		
21 Delta	30	10	7	10	3		33.3	23.3	33.3	10.0	
22 Dickinson	30	11	7	12			36.7	23.3	40.0		
23 Eaton	106	27	21	51	7		25.5	19.8	48.1	6.6	
24 Emmet	35	14		21			40.0		60.0		
25 Genesee	532	240	19	159	113	1	45.1	3.6	29.9	21.2	.2
26 Gladwin	27	8	3	12	4		29.6	11.1	44.4	14.8	
27 Gogebic	11	4	3	3	1		36.4	27.3	27.3	9.1	
28 Grand Traverse	52	34	2	16			65.4	3.8	30.8		
29 Gratiot	23	8	1	14			34.8	4.3	60.9		
30 Hillsdale	20	8		11	1		40.0		55.0	5.0	
31 Houghton	15	7	5	3			46.7	33.3	20.0		
32 Huron	12	4	2	6			33.3	16.7	50.0		
33 Ingham	337	100	81	138	16	2	29.7	24.0	40.9	4.7	.6
34 Ionia	54	22	2	18	11	1	40.7	3.7	33.3	20.4	1.9
35 Iosco	13	5	2	6			38.5	15.4	46.2		
36 Iron	17	7	1	9			41.2	5.9	52.9		
37 Isabella	103	24	23	48	8		23.3	22.3	46.6	7.8	
38 Jackson	229	93	61	54	21		40.6	26.6	23.6	9.2	
39 Kalamazoo	452	115	120	47	167	3	25.4	26.5	10.4	36.9	.7
40 Kalkaska	22	13	1	7	1		59.1	4.5	31.8	4.5	
41 Kent	814	320	148	152	185	9	39.3	18.2	18.7	22.7	1.1
42 Keweenaw	1	1					100.0				
43 Lake	16	4	1	11			25.0	6.3	68.8		
44 Lapeer	56	19	8	26	3		33.9	14.3	46.4	5.4	
45 Leelanau	15	7	4	4			46.7	26.7	26.7		
46 Lenawee	102	33	1	64	4		32.4	1.0	62.7	3.9	
47 Livingston	161	57	15	64	24	1	35.4	9.3	39.8	14.9	.6
48 Luce	13	7	6				53.8	46.2			

A1c 2004 Criminal Court Dispositions (Offenders) by FOA Region and County — Assaultive Offenses

Page 2 of 2

	Total	Prison ¹	Jail	Jail/ Probation	Proba- tion ²	Other ³	Percents				
							Prison ¹	Jail	Jail/ Probation	Proba- tion ²	Other ³
STATE TOTALS	13,166	4,409	2,045	3,774	2,862	76	33.5	15.5	28.7	21.7	.6
(Cont'd.)											
OUTSTATE REGION TOTALS	7,233	2,445	1,272	2,449	1,020	47	33.8	17.6	33.9	14.1	.6
49 Mackinac	13	1	9	3			7.7	69.2	23.1		
51 Manistee	21	9	1	6	5		42.9	4.8	28.6	23.8	
52 Marquette	30	11	2	13	4		36.7	6.7	43.3	13.3	
53 Mason	46	15	1	30			32.6	2.2	65.2		
54 Mecosta	36	9	4	21	2		25.0	11.1	58.3	5.6	
55 Menominee	16	2	6	8			12.5	37.5	50.0		
56 Midland	88	19	5	55	9		21.6	5.7	62.5	10.2	
57 Missaukee	10	5		5			50.0		50.0		
58 Monroe	165	54	29	80	2		32.7	17.6	48.5	1.2	
59 Montcalm	82	27	11	40	4		32.9	13.4	48.8	4.9	
60 Montmorency	34	6	6	11	11		17.6	17.6	32.4	32.4	
61 Muskegon	351	135	32	174	9	1	38.5	9.1	49.6	2.6	.3
62 Newaygo	73	19	9	40	5		26.0	12.3	54.8	6.8	
64 Oceana	29	5	6	16	1	1	17.2	20.7	55.2	3.4	3.4
65 Ogemaw	19	4	3	10	2		21.1	15.8	52.6	10.5	
66 Ontonagon	4	2		2			50.0		50.0		
67 Osceola	38	11		26	1		28.9		68.4	2.6	
68 Oscoda	3			2	1				66.7	33.3	
69 Otsego	32	9	4	19			28.1	12.5	59.4		
70 Ottawa	234	53	62	66	51	2	22.6	26.5	28.2	21.8	.9
71 Presque Isle	15		4	4	7			26.7	26.7	46.7	
72 Roscommon	34	8	4	20	2		23.5	11.8	58.8	5.9	
73 Saginaw	389	139	60	89	99	2	35.7	15.4	22.9	25.4	.5
74 St. Clair	242	73	53	93	20	3	30.2	21.9	38.4	8.3	1.2
75 St. Joseph	87	25	33	29			28.7	37.9	33.3		
76 Sanilac	28	7	6	15			25.0	21.4	53.6		
77 Schoolcraft	13	2	6	5			15.4	46.2	38.5		
78 Shiawassee	64	25	3	29	7		39.1	4.7	45.3	10.9	
79 Tuscola	77	26	13	28	10		33.8	16.9	36.4	13.0	
80 Van Buren	120	28	38	40	13	1	23.3	31.7	33.3	10.8	.8
83 Wexford	39	20		17	2		51.3		43.6	5.1	

¹ Includes HYTA Prison

² Includes Delayed and Suspended Sentences, HYTA Probation, and SAI Probation.

³ Includes Restitution, Fines, Costs, Community Service and DHS sentences.

SOURCE: OMNI Court Disposition Extracts

A2

2004 Criminal Court Dispositions by Offense and Type of Disposition — All Offenses

Page 1 of 32

Compiled Laws	Offense	Max. Penalty
GRAND TOTAL		
%		
VIOLATIONS		
ATTEMPTS		
28.243A	Fingerprinting - Refusal	MISD ATTEMPTS
28.2931	State ID Card - False Application	5 ATTEMPTS
28.2951A	State ID Card - Alter/Forge/Use to Commit Felony	10 ATTEMPTS
28.2951B	State ID Card - Alter/Forge/Use to Commit Felony or Misdemeanor	5 ATTEMPTS
28.2953	State ID Card - Use Stolen Card to Commit Felony	VAR ATTEMPTS
28.425B3	Weapons - Pistols, False Info on CCW Permit	4 ATTEMPTS
28.425K2A	Weapons - Pistols, Carrying Concealed While Under the Influence	MISD ATTEMPTS
28.729	Sex Offender - Fail to Register	4 ATTEMPTS
28.7291A	Sex Offender - Fail to Register	4 ATTEMPTS
28.7291B	Sex Offender - Fail to Register, 2nd Offense	7 ATTEMPTS
28.7291C	Sex Offender - Fail to Register, 3rd Offense	10 ATTEMPTS
28.7292	Sex Offenders - Failure to Comply w/ Duties	MISD ATTEMPTS
168.932E	Election Law - Absentee Ballot Tampering	5 ATTEMPTS
168.932F	Election Law - Possess Absentee Ballot	5 ATTEMPTS
168.933	Election Law - Swear Falsely to Register/Vote	5 ATTEMPTS
205.27	Taxes - Defraud/Evade Payment of	15 ATTEMPTS
205.271A	Taxes - Fail to File/False Return	5 ATTEMPTS
205.271B	Taxes - Aid & Abet Tax Evasion File False Returns	5 ATTEMPTS
205.273	Taxes - False Returns/Perjury	15 ATTEMPTS
205.4282	Tobacco Products Tax Act Violation Felony	5 ATTEMPTS
205.4282-A	Tobacco Products Tax Act Violations Sell w/o Tax Stamp	5 ATTEMPTS
205.4283	Tobacco Products Tax Act Violations Misdemeanor	1 ATTEMPTS
205.4284	Tobacco Products Tax Act Violations	MISD ATTEMPTS
257.215	Operating - Unregistered Vehicle	MISD ATTEMPTS

DISPOSITIONS					
Total	Prison ¹	Jail	Jail/ Probation ²	Probation ²	Other ³
77,745	18,649 24%	15,699 20%	22,300 29%	20,344 26%	753 1%
67,320	17,867	13,745	19,266	15,772	670
10,425	782	1,954	3,034	4,572	83
7		4		3	
9		1	3	5	
1		1			
6		1	3	2	
1			1		
1		1			
2			1	1	
1		1			
2				1	1
230	41	76	57	45	11
78	5	28	25	15	5
1			1		
2		1	1		
7	1	3	1	2	
1			1		
14	1	9	4		
3				3	
1		1			
13				13	
1				1	
1		1			
5			2	3	
3			2	1	
1				1	
3		2		1	
2				2	
1				1	
1				1	
1		1			
2		1	1		

NOTE: Be sure to check for related offense codes when examining a particular type of crime. They may or may not be in sequential order or even on the same page. Offenders may have multiple dispositions.

A2

2004 Criminal Court Dispositions by Offense and Type of Disposition – All Offenses

Page 2 of 32

			DISPOSITIONS					
Compiled Laws	Offense	Max. Penalty	Total	Prison ¹	Jail	Jail/ Probation ²	Probation ²	Other ³
	GRAND TOTAL		77,745	18,649	15,699	22,300	20,344	753
	%			24%	20%	29%	26%	1%
	VIOLATIONS		67,320	17,867	13,745	19,266	15,772	670
	ATTEMPTS		10,425	782	1,954	3,034	4,572	83
257.22559	Improper Use of License Plates	MISD	1		1			
	ATTEMPTS							
257.233A6	Motor Vehicles - Odometer	5	2			1	1	
	Tampering	ATTEMPTS	1				1	
257.2511	Motor Vehicle Code - Dealer Failure to Maintain Records	MISD	2					2
	ATTEMPTS							
257.254	Motor Vehicle Code - Intent to Pass False Title	10	49	7	11	13	17	1
	ATTEMPTS		7	1	2	2	2	
257.2551	License Plates - Commercial Vehicle Expired/None	MISD	19	2	15			2
	ATTEMPTS							
257.256	License Plate/Registration/Title Unlawful Use	MISD	72	2	48	8	8	6
	ATTEMPTS							
257.257	License Documents/Plates - Forgery	5	36	4	6	8	16	2
	ATTEMPTS		22		2	6	12	2
257.2572	License Documents/Plates - Forgery - 2nd Offense	7	1		1			
	ATTEMPTS							
257.301	Operating - No/Multiple Licenses	MISD	66	1	47	9	6	3
	ATTEMPTS							
257.31010	Driver's License - Forged, Possession	MISD	5				5	
	ATTEMPTS							
257.3103A	Driver's License - Forgery/Use to Commit >= 1 Yr Offense	VAR	2		2			
	ATTEMPTS							
257.3107A	Driver's License - Forge w/ Intent to Commit Crime Max 10 Yrs+	10	12	2	4	4	2	
	ATTEMPTS							
257.3107B	Driver's License - Forge w/ Intent to Commit Crime Max 6mos-<10 yrs	5	7	1	1	4	1	
	ATTEMPTS		1		1			
257.3108	Driver's License - Forged, Sell/Possess w/Intent to Deliver	5	4			1	3	
	ATTEMPTS							
257.3109	Driver's License - Forged, Possession of 2 or More	5	4	1		2	1	
	ATTEMPTS		1		1			
257.311	Operate w/o License	MISD	53		28	10	13	2
	ATTEMPTS							
257.312	Operate w/Restricted License	MISD	38	1	19	11	4	3
	ATTEMPTS							
257.312A	Operating - Motorcycles/Mopeds w/o Indorsement	MISD	2		1	1		
	ATTEMPTS							
257.324	Operate w/Forged/Altered License/False ID	MISD	119	4	74	17	19	5
	ATTEMPTS		1		1			
257.326	Operate - Owner Permitting Another to Violate Motor Vehicle	MISD	2		1	1		
	ATTEMPTS							
257.328	Motor Vehicle Code - Producing False Evidence of Insurance	MISD	1			1		
	ATTEMPTS							
257.3291	Insurance Certificates - Possess/Sale of Stolen/Counterfeit	5	8		1	4	3	
	ATTEMPTS		2				2	
257.601B2	Moving Violation - Injury in Work Zone	1	2		1	1		
	ATTEMPTS							
257.602	Police Officer - Refuse to Obey Traffic Order	MISD	10		4	1	3	2
	ATTEMPTS							

NOTE: Be sure to check for related offense codes when examining a particular type of crime. They may or may not be in sequential order or even on the same page. Offenders may have multiple dispositions.

A2

2004 Criminal Court Dispositions by Offense and Type of Disposition — All Offenses

Page 3 of 32

			DISPOSITIONS					
Compiled Laws	Offense	Max. Penalty	Total	Prison ¹	Jail	Jail/ Probation ²	Probation ²	Other ³
GRAND TOTAL			77,745	18,649	15,699	22,300	20,344	753
%				24%	20%	29%	26%	1%
VIOLATIONS			67,320	17,867	13,745	19,266	15,772	670
ATTEMPTS			10,425	782	1,954	3,034	4,572	83
257.602A	Police Officer - Flee (Vehicle Code)	15 ATTEMPTS	2		1	1		
257.602A2	Police Officer - Flee - 4th Degree (Vehicle Code)	2 ATTEMPTS	379	56	114	135	71	3
257.602A3	Police Officer - Flee - 3rd Degree (Vehicle Code)	4 ATTEMPTS	32	1	7	12	12	
257.602A3-A	Police Officer - Flee - 3rd Degree (Vehicle Code)	5 ATTEMPTS	12	3	2	3	4	
257.602A4-A	Police Officer - Flee - 2nd Degree (Vehicle Code)	10 ATTEMPTS	1			1		
257.602A5	Police Officer - Flee - 1st Degree (Vehicle Code)	15 ATTEMPTS	802	240	131	241	190	
257.617	Fail to Stop at Accident - Serious Impairment/Death	5 ATTEMPTS	52	4	18	13	17	
257.6173	Fail to Stop at Accident - At Fault Death Result	15 ATTEMPTS	36	24	6	1	5	
257.617A	Fail to Stop at Personal Injury Accident	1 ATTEMPTS	3		1	2		
257.618	Fail to Stop at Property Damage Accident (Attended Vehicle)	MISD ATTEMPTS	2	2				
257.620	Fail to Stop after Collision	MISD ATTEMPTS	57	20	5	19	13	
257.621	Failure to Report Accident to Fixtures	MISD ATTEMPTS	2		1		1	
257.622	Fail to Report Accident	MISD ATTEMPTS	11	10			1	
257.624A	Alcohol - Open Container in Vehicle	MISD ATTEMPTS	27	1	10	11	5	
257.624B1	Alcohol - Possession By Minor in Motor Vehicle	MISD ATTEMPTS	1		1			
257.625	Operating Vehicle Intoxicated	15 ATTEMPTS	59	1	37	13	8	
257.6251	Operating Vehicle Intoxicated	15 ATTEMPTS	42	3	27	6	6	
257.6251-A	Operating Vehicle Intoxicated	MISD ATTEMPTS	6		4		1	1
257.62510	Operating Veh. Intoxicated, Minor w/ any Blood Alcohol Content - 2nd+ Offense	5 ATTEMPTS	21		12	5	2	2
257.62510B	Operating Vehicle Intoxicated - 2nd Offense	1 ATTEMPTS	114		70	20	10	14
257.62510C	Operating Vehicle Intoxicated - 3rd Offense	1 ATTEMPTS	5			1	3	1
257.6252-A	Operating Vehicle Intoxicated	MISD ATTEMPTS	10		6	3	1	
257.6253A	Operate - Impaired	MISD ATTEMPTS	7	2			5	
257.6254	Operating Vehicle Intoxicated, Causing Death	15 ATTEMPTS	606	17	255	182	129	23
			10		1	1	8	
			1		1			
			45		12	22	10	1
			75	6	4	55	10	
			1			1		
			2		2			
			1				1	
			126		56	24	35	11
			2				2	
			47	36	1	8		2
			4	2		2		

NOTE: Be sure to check for related offense codes when examining a particular type of crime. They may or may not be in sequential order or even on the same page. Offenders may have multiple dispositions.

A2

2004 Criminal Court Dispositions by Offense and Type of Disposition – All Offenses

Page 4 of 32

			DISPOSITIONS					
Compiled Laws	Offense	Max. Penalty	Total	Prison ¹	Jail	Jail/ Probation ²	Probation ²	Other ³
GRAND TOTAL			77,745	18,649	15,699	22,300	20,344	753
%				24%	20%	29%	26%	1%
VIOLATIONS			67,320	17,867	13,745	19,266	15,772	670
ATTEMPTS			10,425	782	1,954	3,034	4,572	83
257.6254A	Operating Vehicle Intoxicated, Causing Death	15 ATTEMPTS	2			2		
257.6255-A	Operating Vehicle Intoxicated, Causing Serious Injury	5 ATTEMPTS	147 6	45	6	78 3	17 3	1
257.6256	Operating Vehicle Intoxicated, Impaired - 3rd Felony	5 ATTEMPTS	21	1	16	3	1	
257.6256-A	Minor Operating Vehicle, w/ Any Blood Alcohol Content	MISD ATTEMPTS	15 1	1	3	2	5 1	4
257.6256B	Operating Vehicle Intoxicated, Contr. Sub. - 2nd Offense	1 ATTEMPTS	381 3	1	110	194 2	73 1	3
257.6256D	Operating Vehicle Intoxicated, Contr. Sub. - 3rd Offense	5 ATTEMPTS	3,241 2	800	310	1,969 2	158	4
257.6257A1	Operating Vehicle Intoxicated, w/ Occupant <16	1 ATTEMPTS	35	1	9	12	13	
257.6257A2	Operating Vehicle Intoxicated, w/ Occupant <16 - 2nd+ Offense	5 ATTEMPTS	84	11	6	60	6	1
257.6258	Operating Vehicle, w/ Presence of Controlled Substance	MISD ATTEMPTS	15 1		4	5	4 1	2
257.625A5	Commercial Motor Vehicles - Breath Analysis Refusal	MISD ATTEMPTS	1		1			
257.625B	OUIL	5 ATTEMPTS	14		5	1	6	2
257.625L	Ignition Interlock Device - Violations	MISD ATTEMPTS	1		1			
257.626	Driving - Reckless	MISD ATTEMPTS	68 2		34 1	8	20 1	6
257.626C	Driving - Felonious	2 ATTEMPTS	32 2	6	1	14 1	11 1	
257.653A2	Passing EMS - Misd.	MISD ATTEMPTS	1					1
257.653A3	Emergency Vehicle - Careless Passing Injury Result	2 ATTEMPTS	1			1		
257.7201	Motor Vehicles - Spilling Load on Highway	MISD ATTEMPTS	1				1	
257.7203	Motor Vehicles - Securing Loads	MISD ATTEMPTS	1				1	
257.903	Motor Vehicle Code, False Certification	5 ATTEMPTS	48 11	6	17 2	3	22 9	
257.904	Operate - License Suspended/Revoked/ Denied	15 ATTEMPTS	21	1	11	5	4	
257.9041B	Operate - Allow Suspended/Revoked/ Denied to Operate	MISD ATTEMPTS	676 2	7	411	110 1	113 1	35
257.9041C	Operate - Allow Suspended/Revoked/ Denied to Operate - 2nd+ Offense	1 ATTEMPTS	762	30	503	137	67	25
257.9044	Operate - License Susp./Rev./Denied, Causing Death	15 ATTEMPTS	10	9		1		
257.9045	Operate - License Susp./Rev./Denied, Causing Serious Injury	5 ATTEMPTS	21	15		5		1

NOTE: Be sure to check for related offense codes when examining a particular type of crime. They may or may not be in sequential order or even on the same page. Offenders may have multiple dispositions.

A2

2004 Criminal Court Dispositions by Offense and Type of Disposition – All Offenses

Page 5 of 32

Compiled Laws	Offense	Max. Penalty
GRAND TOTAL		
%		
VIOLATIONS		
ATTEMPTS		
257.9047-A	Allow Suspended Person to Operate, Causing Serious Injury	2 ATTEMPTS
257.9047-B	Allow Suspended Person to Operate Vehicle, Causing Death	5 ATTEMPTS
257.904A	Operating - No License for 3 Years	MISD ATTEMPTS
257.904A-B	Operating - No License for 3 Years - 2nd Offense	MISD ATTEMPTS
287.262-A	Dog - Unlicensed	MISD ATTEMPTS
287.270	Dog - KennelFacility Violations	MISD ATTEMPTS
287.3232	Dangerous Animal, Causing Serious Injury	4 ATTEMPTS
287.7441	Animal Industry Act - Felony Violations	5 ATTEMPTS
289.51072	Food Law - Felony Violations	4 ATTEMPTS
324.20139	Hazardous Subs., Knowingly Release/ False Statement [Endanger]	2 ATTEMPTS
324.401131	Wildlife Conservation Part - Using Artificial Light/Weapon	MISD ATTEMPTS
324.40118	Wildlife Conservation Part - Buy/Sell Game/Protected Animals-2nd Offense	4 ATTEMPTS
324.401183	Wildlife Conservation Part - Taking Deer/Bear/Turkeys	MISD ATTEMPTS
324.731022	Trespass, Recreational Trespass Law	MISD ATTEMPTS
324.73103	Trespass, Recreational Trespass Law	MISD ATTEMPTS
324.80172	Marine Safety, Negligence Cause Injury/Death	2 ATTEMPTS
324.801763	Marine Safety, OWI	MISD ATTEMPTS
324.801764	Marine Safety, Operating Under Influence, Death	15 ATTEMPTS
324.801765	Marine Safety, Operating Under Influence, Serious Injury	5 ATTEMPTS
324.81122	ORV - Operating on Highway or Right-of-Way	MISD ATTEMPTS
324.811348	ORV - OUIL Cause Serious Injury	5 ATTEMPTS
324.82116	ORV - Altered/Defaced VIN	MISD ATTEMPTS
324.82126C1	Snowmobiles - Negligent Operation, Causing Injury/Death	2 ATTEMPTS
324.821271	Snowmobiles - OUIL - Misd.	MISD ATTEMPTS

DISPOSITIONS					
Total	Prison ¹	Jail	Jail/ Probation ²	Probation ²	Other ³
77,745	18,649 24%	15,699 20%	22,300 29%	20,344 26%	753 1%
67,320	17,867	13,745	19,266	15,772	670
10,425	782	1,954	3,034	4,572	83
1			1		
1			1		
7		6		1	
1		1			
1				1	
1		1			
2		1		1	
4			4		
1			1		
1				1	
6		3	2		1
1					1
8		5	3		
2		1		1	
2					2
1		1			
1			1		
1	1				
1	1				
2		1			1
1			1		
3		3			
1			1		
2		1		1	

NOTE: Be sure to check for related offense codes when examining a particular type of crime. They may or may not be in sequential order or even on the same page. Offenders may have multiple dispositions.

A2

2004 Criminal Court Dispositions by Offense and Type of Disposition — All Offenses

Page 6 of 32

			DISPOSITIONS					
Compiled Laws	Offense	Max. Penalty	Total	Prison ¹	Jail	Jail/ Probation ²	Probation ²	Other ³
GRAND TOTAL			77,745	18,649	15,699	22,300	20,344	753
%				24%	20%	29%	26%	1%
VIOLATIONS			67,320	17,867	13,745	19,266	15,772	670
ATTEMPTS			10,425	782	1,954	3,034	4,572	83
324.821273	ORV - OUIL - Misd.	MISD	1			1		
		ATTEMPTS						
324.821582	Snowmobiles - Flee and Elude	MISD	1		1			
		ATTEMPTS						
333.13102	Body Art Facility- Tadoo/Piercing/Brandi on Minor or Intoxicated	MISD	2					2
		ATTEMPTS						
333.16294	Health Profession - Unauthorized Practice Felony	4	6				6	
		ATTEMPTS						
333.17766B	Contr. Sub. - Drugs, Obtain by False Representation	MISD	1			1		
		ATTEMPTS						
333.17766C	Contr. Sub. - Drugs, Falsely Make/Utter/Publish/Pass/Alter/Forge Rx	2	4		1		3	
		ATTEMPTS						
333.17766C1	Contr. Sub. - Ephedrine/Pseudoephedrine Posses >12 grams	2	16	2	3	3	8	
		ATTEMPTS						
333.17766D	Contr. Sub. - Drugs, Knowingly Posses False/Forged/Altered Rx	MISD	4		1		3	
		ATTEMPTS						
333.17766E	Contr. Sub. - Drugs, Knowingly Attempts to Possess False/Forged/Altered Rx	MISD	5		4		1	
		ATTEMPTS	1			1		
333.17766F	Contr. Sub. - Drugs, Possess/Control Rx for Purpose of Resale/Dispensory	MISD	1				1	
		ATTEMPTS						
333.217711	Nursing Homes - Abuse of Patient	MISD	1			1		
		ATTEMPTS						
333.5102	Unlawful Possession of Certain Drugs	MISD	1		1			
		ATTEMPTS						
333.5210	AIDS - Sexual Penetration w/ Uninformed Partner	4	3	1		1	1	
		ATTEMPTS	2			1	1	
333.73413	Contr. Sub. - Imitation Mfg/ Distribution	2	113	16	44	34	19	
		ATTEMPTS	2				2	
333.7401	Contr. Sub. - Delivery/Manufacture	LIFE	1		1			
		ATTEMPTS	1		1			
333.74012A	Contr. Sub. - Del/Mfg (Narcotic or Cocaine)	LIFE	10		7	1	2	
		ATTEMPTS	1		1			
333.74012A1	Contr. Sub. - Del/Mfg 1,000+ Grams (Narc. or Cocaine)	LIFE	18	16	1			1
		ATTEMPTS						
333.74012A2	Contr. Sub. - Del/Mfg 450 - 999 Grams (Narc. or Cocaine)	30	33	31			2	
		ATTEMPTS						
333.74012A3	Contr. Sub. - Del/Mfg 50 - 449 Grams (Narc. or Cocaine)	20	187	173	4	3	7	
		ATTEMPTS	5	2	1	2		
333.74012A4	Contr. Sub. - Del/Mfg Under 50 Grams (Narc. or Cocaine)	20	2,766	977	411	804	563	11
		ATTEMPTS	980	77	147	295	456	5
333.74012B	Contr. Sub. - Del/Mfg (Sched. 1-3), Meth/Ecstasy	20	1	1				
		ATTEMPTS						
333.74012B-A	Contr. Sub. - Del/Mfg (Sched. 1-3), Except Marijuana	7	173	35	26	71	40	1
		ATTEMPTS	20		7	2	11	
333.74012B-B	Contr. Sub. - Del/Mfg (Subs added Sched. 1-3 by Rule)	7	7	1		2	4	
		ATTEMPTS	2	1			1	
333.74012B1	Contr. Sub. - Del/Mfg Meth/Ecstasy	20	157	81	7	35	26	8
		ATTEMPTS	11	3		6	2	

NOTE: Be sure to check for related offense codes when examining a particular type of crime. They may or may not be in sequential order or even on the same page. Offenders may have multiple dispositions.

A2

2004 Criminal Court Dispositions by Offense and Type of Disposition – All Offenses

Page 7 of 32

Compiled Laws	Offense	Max. Penalty
GRAND TOTAL		
%		
VIOLATIONS		
ATTEMPTS		
333.74012C	Contr. Sub. - Del/Mfg (Sched. 4, or Added by Rule)	4 ATTEMPTS
333.74012C-A	Contr. Sub. - Del/Mfg (Sched. 4)	4 ATTEMPTS
333.74012C-B	Contr. Sub. - Del/Mfg (Added to Sched. 4 by Board Rule)	4 ATTEMPTS
333.74012D	Contr. Sub. - Del/Mfg (Sched. 5)	2 ATTEMPTS
333.74012D1	Contr. Sub. - Del/Mfg 45 or More Kilograms Marijuana	15 ATTEMPTS
333.74012D2	Contr. Sub. - Del/Mfg 5 to <45 Kilograms Marijuana	7 ATTEMPTS
333.74012D3	Contr. Sub. - Del/Mfg Marijuana	4 ATTEMPTS
333.74012E	Prescription Forms/Official - Del/Mfg/ Intent	20 ATTEMPTS
333.74012F	Prescription Forms - Del/Mfg/ Intent	7 ATTEMPTS
333.7401B3B	Contr. Sub. - Possess GBL	2 ATTEMPTS
333.7401C2A	Contr. Sub. - Operate/Maintain Lab	10 ATTEMPTS
333.7401C2B	Contr. Sub. - Operate/Maintain Lab Near Minor	20 ATTEMPTS
333.7401C2C	Contr. Sub. - Operate/Maintain Lab Involving Hazardous Waste	20 ATTEMPTS
333.7401C2D	Contr. Sub. - Operate/Maintain Lab Near Specified Places	20 ATTEMPTS
333.7401C2E	Contr. Sub. - Operate/Maintain Lab Involving Firearm	25 ATTEMPTS
333.7401C2F	Contr. Sub. - Operate/Maintain Lab Involving Meth	20 ATTEMPTS
333.74022A	Contr. Sub. - Create/Del./Intent Counterfeit (Narcotic)	10 ATTEMPTS
333.74022B	Contr. Sub. - Create/Del./Intent Counterfeit (Sched. 1-3)	5 ATTEMPTS
333.74022C	Contr. Sub. - Create/Del./Counterfeit Sub. (Sched. 4)	4 ATTEMPTS
333.74022D	Contr. Sub. - Create/Del./Counterfeit Sub. (Sched. 5)	2 ATTEMPTS
333.74022E	Contr. Sub. - Create/Deliver Analogue	15 ATTEMPTS
333.7403	Contr. Sub. - Possess Marijuana	LIFE ATTEMPTS
333.74032A	Contr. Sub. - Possess	LIFE ATTEMPTS
333.74032A1	Contr. Sub. - Possess 1,000+ Grams (Narcotic)	LIFE ATTEMPTS

DISPOSITIONS					
Total	Prison ¹	Jail	Jail/ Probation ²	Probation ²	Other ³
77,745	18,649 24%	15,699 20%	22,300 29%	20,344 26%	753 1%
67,320	17,867	13,745	19,266	15,772	670
10,425	782	1,954	3,034	4,572	83
2		1	1		
31	2	12	13	4	
3		1	1	1	
1			1		
2			1	1	
9		3	2	4	
1		1			
28	17	1	5	4	1
6	1		1	4	
120	3	23	53	41	
6		2	3	1	
2,697	268	482	921	1,005	21
484	5	84	151	240	4
3		3			
15		1	9	5	
1		1			
2	1			1	
179	56	27	61	34	1
17	2	5	8	2	
5	2		2	1	
19	12		4	3	
3			3		
43	28	1	7	7	
4	2	1		1	
2	2				
29	18		1	10	
1		1			
4	1	2		1	
2			1	1	
3			2	1	
1				1	
1			1		
3		1	1	1	
7			5	2	
2	1	1			
2			2		
5	1	2	1	1	
8	7			1	

NOTE: Be sure to check for related offense codes when examining a particular type of crime. They may or may not be in sequential order or even on the same page. Offenders may have multiple dispositions.

A2

2004 Criminal Court Dispositions by Offense and Type of Disposition – All Offenses

Page 8 of 32

			DISPOSITIONS					
Compiled Laws	Offense	Max. Penalty	Total	Prison ¹	Jail	Jail/ Probation ²	Probation ²	Other ³
GRAND TOTAL			77,745	18,649	15,699	22,300	20,344	753
%				24%	20%	29%	26%	1%
VIOLATIONS			67,320	17,867	13,745	19,266	15,772	670
ATTEMPTS			10,425	782	1,954	3,034	4,572	83
333.74032A2	Contr. Sub. - Possess 450 - 999 Grams (Narcotic)	30 ATTEMPTS	1	1	1			
333.74032A3	Contr. Sub. - Possess 50 - 449 Grams (Narcotic)	20 ATTEMPTS	22	20	1		1	
333.74032A4	Contr. Sub. - Possess 25 - 49 Grams (Narcotic)	4 ATTEMPTS	35	4	4	12	15	
			6			5	1	
333.74032A5	Contr. Sub. - Possess <25 Grams (Narcotic)	4 ATTEMPTS	5,168	507	1,482	1,412	1,744	23
			883	22	199	219	441	2
333.74032B	Contr. Sub. - Possess Analogues/Sched. 1-4	2 ATTEMPTS	4				4	
			1			1		
333.74032B-A	Contr. Sub. - Possess Analogues/Sched. 1-4	2 ATTEMPTS	520	26	107	180	205	2
			29		3	15	11	
333.74032B-B	Contr. Sub. - Possess Analogues/Sched. 1-4	2 ATTEMPTS	43	3	8	18	14	
			4				4	
333.74032B1	Contr. Sub. - Possess Methamphetamine	10 ATTEMPTS	537	69	111	211	143	3
			59	5	7	29	16	2
333.74032C-A	Contr. Sub. - Possess Sched. 5	1 ATTEMPTS	4		1	2	1	
333.74032D	Contr. Sub. - Possess Marijuana	1 ATTEMPTS	1,688	48	604	451	551	34
			10		3	1	6	
333.74032E	Prescription Forms - Possession	MISD ATTEMPTS	6		1	2	3	
333.74032F	Prescription Forms - Possession	MISD ATTEMPTS	4			2	2	
333.74042	Controlled Substance - Possession	MISD ATTEMPTS	1		1			
333.74042A	Contr. Sub. - Use (Narcotic/Cocaine/Meth/Ecstasy)	1 ATTEMPTS	270	2	118	53	85	12
			1		1			
333.74042B	Contr. Sub. - Use	1 ATTEMPTS	46		16	11	17	2
			1				1	
333.74042D	Contr. Sub. - Use of Marijuana	MISD ATTEMPTS	24		13	2	8	1
333.7405A	Contr. Sub. - Licensee, Prescription Violations	2 ATTEMPTS	2			2		
333.7405D	Contr. Sub. - Maintain Drug House	2 ATTEMPTS	642	45	111	227	251	8
			18		7	5	6	
333.7405E	Contr. Sub. - Maintain Drug House	2 ATTEMPTS	4	1	2		1	
333.7406	Prescription Violation	MISD ATTEMPTS	1		1			
333.74071A	Contr. Sub. - Licensee Distribute w/o Order Form	4 ATTEMPTS	1		1			
333.74071C	Contr. Sub. - Obtain by Fraud	4 ATTEMPTS	195	23	27	66	74	5
			78	1	21	21	34	1
333.74071G	Contr. Sub. - Counterfeit Prescription Form	4 ATTEMPTS	14		5	5	3	1
			1				1	
333.74072	Contr. Sub. - Fail to Keep Records	4 ATTEMPTS	1		1			

NOTE: Be sure to check for related offense codes when examining a particular type of crime. They may or may not be in sequential order or even on the same page. Offenders may have multiple dispositions.

A2

2004 Criminal Court Dispositions by Offense and Type of Disposition – All Offenses

Page 9 of 32

			DISPOSITIONS					
Compiled Laws	Offense	Max. Penalty	Total	Prison ¹	Jail	Jail/ Probation ²	Probation ²	Other ³
	GRAND TOTAL		77,745	18,649	15,699	22,300	20,344	753
	%			24%	20%	29%	26%	1%
	VIOLATIONS		67,320	17,867	13,745	19,266	15,772	670
	ATTEMPTS		10,425	782	1,954	3,034	4,572	83
333.7407A-A	Contr. Sub. - Induce Person to Commit Felony	LIFE ATTEMPTS	2	1			1	
333.7407A-B	Contr. Sub. - Inducing Person to Violate - High Misdemeanor	4 ATTEMPTS	1		1			
333.7407A1-A	Contr. Sub. - Attempt Felony	LIFE ATTEMPTS	26	3	6	5	12	
			12	3	2	4	3	
333.7407AA	Contr. Sub. - Inducing Person to Violate - Life Felony	VAR ATTEMPTS	5			1	4	
333.74101-A	Contr. Sub. - Deliver to Minor <50 Grams (Narcotic/Cocaine)	40 ATTEMPTS	3	2	1			
333.74101-B	Contr. Sub. - Deliver to Minor (Sched. 1-3, Except Marij./Coc.)	14 ATTEMPTS	1	1				
333.74101-D	Contr. Sub. - Delivery to Minor, Sched. 4 and Marijuana	8 ATTEMPTS	7	2	1	2	2	
			1		1			
333.74102	Contr. Sub. - Distribution w/o Remuneration (Marijuana)	60 ATTEMPTS	8		1	4	3	
333.74102-A	Contr. Sub. - Deliver <50 Grams, School Prop. (Narc/Cocaine)	60 ATTEMPTS	7	5			2	
333.74103	Contr. Sub. - Intent Deliver <50 Grams, School Prop (Narc.)	40 ATTEMPTS	6	6				
			1	1				
333.74104-A	Contr. Sub. - Possess on School/Library Prop. (Narc./Coc.) <25 Grams	8 ATTEMPTS	3		2		1	
333.74104-D	Contr. Sub. - Possess Marijuana, on School/Library Property	2 ATTEMPTS	22		5	9	8	
333.7410A	Contr. Sub. - Deliver/Possess in Park	2 ATTEMPTS	1		1			
333.7413	Contr. Sub. - 2nd+ Offense	LIFE ATTEMPTS	1				1	
333.74132	Contr. Sub. - 2nd+ Offense - Double Penalty	VAR ATTEMPTS	64	14	23	21	6	
333.7454	Contr. Sub. - Sale of Paraphernalia	MISD ATTEMPTS	1		1			
335.07	Marihuana, Possession	MISD ATTEMPTS	5		2	1	2	
338.985	Mechanical Contractors - General Violations	MISD ATTEMPTS	1		1			
339.6013	Occupational Code - Performing Occupation w/o License - 1st Offense	MISD ATTEMPTS	20		10	2	7	1
339.6014	Occupational Code - Performing Occupation w/o License - 2nd Offense	MISD ATTEMPTS	1			1		
400.60	Fraud - Welfare	4 ATTEMPTS	1		1			
400.601-A	Fraud - Welfare, \$500 or Less	4 ATTEMPTS	3		3			
400.601-B	Fraud - Welfare, Over \$500	4 ATTEMPTS	14		3	2	8	1
			11		2	2	6	1
400.602	Fraud - Welfare, Failure to Inform	4 ATTEMPTS	1		1			
			1					1

NOTE: Be sure to check for related offense codes when examining a particular type of crime. They may or may not be in sequential order or even on the same page. Offenders may have multiple dispositions.

A2

2004 Criminal Court Dispositions by Offense and Type of Disposition – All Offenses

Page 10 of 32

			DISPOSITIONS					
Compiled Laws	Offense	Max. Penalty	Total	Prison ¹	Jail	Jail/ Probation ²	Probation ²	Other ³
GRAND TOTAL			77,745	18,649	15,699	22,300	20,344	753
%				24%	20%	29%	26%	1%
VIOLATIONS			67,320	17,867	13,745	19,266	15,772	670
ATTEMPTS			10,425	782	1,954	3,034	4,572	83
400.602-A	Fraud - Welfare, Failure to Inform, \$500 or Less	MISD ATTEMPTS	3 1		1		2 1	
400.602-B	Fraud - Welfare, Failure to Inform, Over \$500	4 ATTEMPTS	108 8	1 1	4	5 1	96 6	2
400.6071	Medicaid Fraud - False Claim	4 ATTEMPTS	2			1	1	
400.71313A	Adult Foster Care - Operate Facility w/o License	2 ATTEMPTS	2				2	
432.2182	Gambling Activities - Felony Violations	10 ATTEMPTS	5 6		2		5 3	
432.30	Lottery - Forge/Counterfeit Ticket	5 ATTEMPTS	1	1				
436.1203	Alcohol - Sale/Deliver/Import w/o License	1 ATTEMPTS	2 1			1	1 1	
436.17011-A	Alcohol - Sell/Furnish to Minor	MISD ATTEMPTS	32	1	10	13	6	2
436.17012	Alcohol - Sell/Furnish to Minor, Causing Death	10 ATTEMPTS	1			1		
436.17031A	Alcohol - Purchase/Consume/ Possess by Minor	MISD ATTEMPTS	75 1		8	11 1	24	32
436.17031B	Alcohol - Purchase/Consume/ Possess by Minor - 2nd Offense	MISD ATTEMPTS	6			1	1	4
436.17031C	Alcohol - Purchase/Consume/ Possess by Minor - 3rd+ Offense	MISD ATTEMPTS	3		1			2
436.17032A	Alcohol - Use of Fraudulent Identification by Minor	MISD ATTEMPTS	1		1			
436.33	Alcohol - Selling/Furnishing to Minor	5 ATTEMPTS	1		1			
436.33B1A	Alcohol - Minor, Purchase/Possess/ Consume	MISD ATTEMPTS	1		1			
451.501	Blue Sky Laws - Fraudulent Schemes/ Statements	10 ATTEMPTS	5		5			
451.604	Blue Sky Laws - Various Violations	10 ATTEMPTS	2				2	
500.3102	Motor Vehicle - Operating w/o Security	MISD ATTEMPTS	25	1	13	4	3	4
500.45111	Insurance - Fraudulent Acts	4 ATTEMPTS	72 22	4 1	8 4	12 3	47 13	1 1
500.45112	Insurance Fraud - Conspiracies	10 ATTEMPTS	4 1		1	1	2 1	
565.371	Real Property - Record Fraud Conveyance	3 ATTEMPTS	1			1		
570.111010A	Contractor - False Sworn Statements, Less than \$200	MISD ATTEMPTS	2				2	
570.111010C	Contractor - False Sworn Statements, \$1K - <\$20K	5 ATTEMPTS	4 1			1	4	
570.111010D1	Contractor - False Sworn Statements, \$20K or More	10 ATTEMPTS	1				1	

NOTE: Be sure to check for related offense codes when examining a particular type of crime. They may or may not be in sequential order or even on the same page. Offenders may have multiple dispositions.

A2

2004 Criminal Court Dispositions by Offense and Type of Disposition — All Offenses

Page 11 of 32

			DISPOSITIONS					
Compiled Laws	Offense	Max. Penalty	Total	Prison ¹	Jail	Jail/ Probation ²	Probation ²	Other ³
	GRAND TOTAL		77,745	18,649	15,699	22,300	20,344	753
	%			24%	20%	29%	26%	1%
	VIOLATIONS		67,320	17,867	13,745	19,266	15,772	670
	ATTEMPTS		10,425	782	1,954	3,034	4,572	83
570.1110B	Contractor - False Sworn Statements	10	1			1		
	ATTEMPTS							
570.152	Contractor - Fraudulent Use of Building Contract Fund	3	41	5	2	17	17	
	ATTEMPTS		6	1		5		
600.2907A2	Real Property - Encumber w/o Lawful Cause	3	2		1			1
	ATTEMPTS							
600.2950	Domestic Violence - Personal Protection Order	MISD	1			1		
	ATTEMPTS							
722.151	Children - Aiding/Abetting or Harboring	MISD	1		1			
	ATTEMPTS							
722.6335B	Child Abuse - Intentional False Report Felony	VAR	2				2	
	ATTEMPTS							
722.642	Tobacco - Possession/Use by Minor	MISD	1				1	
	ATTEMPTS							
722.675	Distribute Obscene Matter to Children	2	9	5			4	
	ATTEMPTS		1		1			
750.109A	Boats - Unauthorized Use or Possession	MISD	1		1			
	ATTEMPTS							
750.10A	Sexually Delinquent Person	LIFE	25	10	2	10	3	
	ATTEMPTS		1	1				
750.110	Breaking & Entering - Bldg. w/Intent	15	1,703	658	201	584	257	3
	ATTEMPTS		373	65	50	157	100	1
750.110-A	Breaking & Entering - Unoccupied Bldg. w/Intent	10	7	4	3			
	ATTEMPTS		9	3	5	1		
750.110-B	Breaking & Entering - Occupied Bldg. w/Intent	15	2		1		1	
	ATTEMPTS							
750.110A2	Home Invasion - 1st Degree	20	546	406	21	57	59	3
	ATTEMPTS		131	27	13	46	44	1
750.110A3	Home Invasion - 2nd Degree	15	1,409	624	124	394	263	4
	ATTEMPTS		178	50	18	67	42	1
750.110A4	Home Invasion - 3rd Degree	5	485	91	91	168	132	3
	ATTEMPTS		35	5	6	11	13	
750.111	Breaking & Entering - Entry w/o Breaking, w/Intent	5	166	52	24	55	35	
	ATTEMPTS		12	1	1	4	6	
750.115	Breaking & Entering - Illegal Entry w/o Owner's Permission/Denied	MISD	17		8	3	6	
	ATTEMPTS		1				1	
750.115A	Illegal Entry (w/o Owners Permission)	MISD	128	3	56	25	42	2
	ATTEMPTS		3		1	2		
750.116	Burglar's Tools - Possess	10	73	29	9	22	12	1
	ATTEMPTS		17	1	4	5	7	
750.117	Public Officer - Bribery	4	4	1	3			
	ATTEMPTS		2		2			
750.1227A	Witness - Bribe/Intimidate/Interfere	4	14	5	2	5	2	
	ATTEMPTS		9		2	2	4	1
750.1227B	Witness - Bribe/Intimidate/Interfere	10	10	5		2	3	
	ATTEMPTS							
750.1227C	Witness - Intimidate/Threaten to Kill or Injure	15	6	4		2		
	ATTEMPTS		3			1	2	

NOTE: Be sure to check for related offense codes when examining a particular type of crime. They may or may not be in sequential order or even on the same page. Offenders may have multiple dispositions.

A2

2004 Criminal Court Dispositions by Offense and Type of Disposition – All Offenses

Page 12 of 32

			DISPOSITIONS					
Compiled Laws	Offense	Max. Penalty	Total	Prison ¹	Jail	Jail/ Probation ²	Probation ²	Other ³
GRAND TOTAL			77,745	18,649	15,699	22,300	20,344	753
%				24%	20%	29%	26%	1%
VIOLATIONS			67,320	17,867	13,745	19,266	15,772	670
ATTEMPTS			10,425	782	1,954	3,034	4,572	83
750.1228	Witness - Retaliate Against	10	1			1		
		ATTEMPTS	1	1				
750.13	Entice Female Under 16 for Immoral Purposes	10	1	1				
		ATTEMPTS						
750.131	Check - Non-Sufficient Funds	2	3		1		2	
		ATTEMPTS	4				4	
750.1313A1	Check - Non-Sufficient Funds, Less than \$100	MISD	24		8	5	10	1
		ATTEMPTS						
750.1313B1	Check - Non-Sufficient Funds, \$100 - <\$500	1	37	1	7	10	19	
		ATTEMPTS	2				2	
750.1313B2	Check - Non-Sufficient Funds, \$100 - <\$500 - 3rd+ Offense	2	1					1
		ATTEMPTS						
750.1313C	Check - Non-Sufficient Funds, \$500 or more	2	126	12	21	41	51	1
		ATTEMPTS	11		1	2	8	
750.131A	Check - No Account or Non-Sufficient Funds	2	9	2	4	2	1	
		ATTEMPTS	15		1	1	13	
750.131A1	Check - No Account	2	468	55	107	160	139	7
		ATTEMPTS	26		9	5	11	1
750.131A2	Check - Non-Sufficient Funds, Three w/in 10 days	2	126	5	24	61	36	
		ATTEMPTS	8		3	3	2	
750.135	Children - Abandonment	10	1					
		ATTEMPTS				1		
750.136B2	Child Abuse - 1st Degree	15	25	19	2	3	1	
		ATTEMPTS	3	3				
750.136B3	Child Abuse - 2nd Degree	4	83	15	13	36	18	1
		ATTEMPTS	9	1	2	4	2	
750.136B4	Child Abuse - 3rd Degree	2	146	9	25	53	59	
		ATTEMPTS	5		2	2	1	
750.136B5	Child Abuse - 4th Degree	1	74		15	20	39	
		ATTEMPTS						
750.141A2	Drugs/Alcohol - Allowing Consumption by Minors	MISD	1			1		
		ATTEMPTS						
750.145	Children - Contribute to Delinquency	MISD	51	1	23	12	15	
		ATTEMPTS						
750.145A	Accost/Solicit Child for Immoral Purposes	1	6	3	1	1	1	
		ATTEMPTS						
750.145A-A	Children - Accost for Immoral Purposes	4	82	25	6	29	22	
		ATTEMPTS	8	3		5		
750.145C2	Child Sexually Abusive Activity	20	38	32		4	2	
		ATTEMPTS	6	1		4	1	
750.145C3	Child Sexually Abusive Activity, Promote or Distribute	7	34	17		12	5	
		ATTEMPTS						
750.145C4	Child Sexually Abusive Material, Possess	4	14	4	4	2	4	
		ATTEMPTS						
750.145C4-A	Child Sexually Abusive Material, Possess	4	90	22	7	40	21	
		ATTEMPTS	5			4	1	
750.145D2	Computer/Internet - Communicate w/Other to Commit Crime	20	2			2		
		ATTEMPTS						

NOTE: Be sure to check for related offense codes when examining a particular type of crime. They may or may not be in sequential order or even on the same page. Offenders may have multiple dispositions.

A2

2004 Criminal Court Dispositions by Offense and Type of Disposition — All Offenses

Page 13 of 32

			DISPOSITIONS					
Compiled Laws	Offense	Max. Penalty	Total	Prison ¹	Jail	Jail/ Probation ²	Probation ²	Other ³
GRAND TOTAL			77,745	18,649	15,699	22,300	20,344	753
%				24%	20%	29%	26%	1%
VIOLATIONS			67,320	17,867	13,745	19,266	15,772	670
ATTEMPTS			10,425	782	1,954	3,034	4,572	83
750.145D2B	Computer/Internet - Plan Crime w/ Other, Max 1 - <2 yrs	2 ATTEMPTS	5	1	1	1	2	
750.145D2C	Computer/Internet - Plan Crime w/ Other, Max 2 - <4 yrs	4 ATTEMPTS	16	6	1	2	7	
750.145D2D	Computer/Internet - Plan Crime w/ Other, Max 4 - <10 yrs	10 ATTEMPTS	21	8		4	9	
750.145D2E	Computer/Internet - Plan Crime w/ Other, Max 10 - <15 yrs	15 ATTEMPTS	1				1	
750.145D2F	Computer/Internet - Plan Crime w/ Other, Max 15+ yrs	20 ATTEMPTS	42	24	1	12	5	
750.145N2	Vulnerable Adult Abuse - 2nd Degree	4 ATTEMPTS	4			3	1	
750.145N3	Vulnerable Adult Abuse - 3rd Degree	2 ATTEMPTS	2			1	1	
750.145P1	Vulnerable Adult-Caregiver Commingle Funds/Obstruct Inv.	2 ATTEMPTS	3			3		
750.147B	Ethnic Intimidation	2 ATTEMPTS	18	6	3	4	5	
750.157A	Compounding Offenses	5 ATTEMPTS	3		1		2	
750.157B2	Homicide - Solicitation of Murder	LIFE ATTEMPTS	17	8	2	2	5	
750.157B3	Solicit to Commit Felony	5 ATTEMPTS	2		1		1	
750.157C	Minors - Induce to Commit Felony	VAR ATTEMPTS	4	4				
750.157N	Financial Transaction Device - Steal/Retain/Possess	4 ATTEMPTS	3				2	
750.157N1	Financial Transaction Device - Steal/Retain w/o Consent	4 ATTEMPTS	2				1	
750.157N2	Financial Transaction Device - Possess Fraudulent One	4 ATTEMPTS	2	1				
750.157P	Financial Transaction Device - Possess w/Intent to Use/Sell	4 ATTEMPTS	5		4		1	
750.157Q	Financial Transaction Device - Illegal Sale/Use	4 ATTEMPTS	904	131	200	254	317	2
750.157R	Financial Transaction Device - Forge/Alter/Counterfeit	4 ATTEMPTS	107	4	27	31	45	
750.157S1B1	Financial Transaction Device - Use Revoked/Cancelled, \$100-<\$500	1 ATTEMPTS	30	5	7	8	10	
750.157U	Financial Transaction Device - Overcharge	4 ATTEMPTS	2		1		1	
750.157V	Financial Transaction Device - False ID	4 ATTEMPTS	2			2		
750.157W1A	Financial Trans. Device - Fraud Withdraw/ Transfer, <\$200	MISD ATTEMPTS	39	7	6	12	14	
750.157W1B1	Financial Trans. Device - Fraud Withdraw/ Transfer, \$200 - <\$1K	1 ATTEMPTS	5		2		3	
			2		1	1		

NOTE: Be sure to check for related offense codes when examining a particular type of crime. They may or may not be in sequential order or even on the same page. Offenders may have multiple dispositions.

A2

2004 Criminal Court Dispositions by Offense and Type of Disposition — All Offenses

Page 14 of 32

			DISPOSITIONS					
Compiled Laws	Offense	Max. Penalty	Total	Prison ¹	Jail	Jail/ Probation ²	Probation ²	Other ³
	GRAND TOTAL		77,745	18,649	15,699	22,300	20,344	753
	%			24%	20%	29%	26%	1%
	VIOLATIONS		67,320	17,867	13,745	19,266	15,772	670
	ATTEMPTS		10,425	782	1,954	3,034	4,572	83
750.157W1C1	Financial Trans. Device - Fraud Withdraw/ Transfer, \$1K - <\$20K	5 ATTEMPTS	8 2	1	1	2 1	4	1
750.158	Sodomy	15 ATTEMPTS	1 2		1 1		1	
750.159I1	Criminal Enterprise - Conduct	20 ATTEMPTS	17 3	9 1		2	5 2	1
750.159I3	Criminal Enterprise - Racketeering Proceeds	20 ATTEMPTS	3	2			1	
750.159I4-A	Criminal Enterprise - Conspiracy	20 ATTEMPTS	1	1				
750.160	Dead Bodies - Disinterment and Mutilation	10 ATTEMPTS	9	7		2		
750.161	Desertion/Abandon/Non-Support	3 ATTEMPTS	108 12	13 3	11 2	54 1	30 5	1
750.165	Child Support - Fail to Pay	4 ATTEMPTS	541 817	38 6	41 10	248 72	213 729	1
750.167	Disorderly Person	MISD ATTEMPTS	3			1	2	
750.1671A	Disorderly Person - Non-Support	MISD ATTEMPTS	16		7		7	2
750.1671B	Disorderly Person - Common Prostitute	MISD ATTEMPTS	1			1		
750.1671C	Disorderly Person - Window Peeper	MISD ATTEMPTS	3		1		2	
750.1671DB	Disorderly Person - Illegal Occupation	MISD ATTEMPTS	3		1		1	1
750.1671E	Disorderly Person - Drunk	MISD ATTEMPTS	23		9	8	4	2
750.1671F	Disorderly Person - Obscene Conduct	MISD ATTEMPTS	8		3	2	2	1
750.1671I	Disorderly Person - Loitering at House of Ill Fame	MISD ATTEMPTS	1		1			
750.1671J	Disorderly Person - Loitering about Illegal Business	MISD ATTEMPTS	8		4	1	2	1
750.1671L	Disorderly Person - Jostling	MISD ATTEMPTS	3				3	
750.170	Disturbing the Peace	MISD ATTEMPTS	24		9	5	7	3
750.174	Embezzle - Agent or Trustee	10 ATTEMPTS	4	1	3			
750.174-B	Embezzlement - Agent or Trustee, Over \$100	10 ATTEMPTS	34 2	11	18 2	1	4	
750.1742	Embezzlement - Less Than \$200	MISD ATTEMPTS	6		1		3	2
750.1743A	Embezzle - Agent or Trustee \$200 - <\$1K	1 ATTEMPTS	47 1		8	11	27 1	1
750.1744A	Embezzle - Agent or Trustee, \$1K - <\$20K	5 ATTEMPTS	440 109	18 1	37 9	152 38	233 60	1

NOTE: Be sure to check for related offense codes when examining a particular type of crime. They may or may not be in sequential order or even on the same page. Offenders may have multiple dispositions.

A2

2004 Criminal Court Dispositions by Offense and Type of Disposition – All Offenses

Page 15 of 32

Compiled Laws	Offense	Max. Penalty
	GRAND TOTAL	
	%	
	VIOLATIONS	
	ATTEMPTS	
750.1744B	Embezzle - Agent or Trustee, \$200 - <\$1K - 2nd+ Offense	5 ATTEMPTS
750.1745A	Embezzle - Agent or Trustee, \$20K - <\$50K	10 ATTEMPTS
750.174A	Embezzlement - From Vulnerable Adult	10 ATTEMPTS
750.174A3A	Embezzlement - From Vulnerable Adult, \$200 - <\$1K	1 ATTEMPTS
750.174A4A	Embezzlement - From Vulnerable Adult, \$1K - <\$20K	5 ATTEMPTS
750.174A5A	Embezzlement - From Vulnerable Adult, \$20K or More	10 ATTEMPTS
750.175	Embezzle - Public Official, Over \$50	10 ATTEMPTS
750.176	Embezzle - Administrator/Executor/ Guardian	10 ATTEMPTS
750.180	Embezzle - Financial Institutions	20 ATTEMPTS
750.1814A	Embezzle - Jointly Held Property, \$1K - <\$20K	5 ATTEMPTS
750.183-A	Escape - Aiding Prisoner - Felony	7 ATTEMPTS
750.186A	Escape - Juvenile Facility	4 ATTEMPTS
750.193	Escape - Prison	5 ATTEMPTS
750.1951	Escape - From Misdemeanor Jail Sentence	2 ATTEMPTS
750.1952	Escape - From Felony Jail Sentence	4 ATTEMPTS
750.1971	Escape - Awaiting Trial for Misdemeanor	2 ATTEMPTS
750.1972	Escape - Awaiting Trial for Felony	4 ATTEMPTS
750.197A	Escape - Lawful Custody	1 ATTEMPTS
750.197C	Escape - From Jail Through Violence or Assault Prison Employee	4 ATTEMPTS
750.197C-A	Assault of Prison Employee	4 ATTEMPTS
750.197C-B	Escape - From Jail Through Violence	4 ATTEMPTS
750.199A	Bond - Abscond or Forfeit	4 ATTEMPTS
750.200I1A	Harmful Devices - Unlawful Possession/Use	15 ATTEMPTS
750.200J1B	Harmful Devices - Imitation/ Irritants, Prop. Damage	5 ATTEMPTS

DISPOSITIONS					
Total	Prison ¹	Jail	Jail/ Probation ²	Probation ²	Other ³
77,745	18,649 24%	15,699 20%	22,300 29%	20,344 26%	753 1%
67,320	17,867	13,745	19,266	15,772	670
10,425	782	1,954	3,034	4,572	83
3		1		2	
119	23	2	38	56	
16			6	9	1
2				2	
3			1	2	
21	2	2	8	9	
3			2	1	
13	6		3	4	
4			3	1	
8		1	3	4	
2	1	1			
8		1		7	
3			2	1	
2			1	1	
1				1	
1			1		
10	2	4	3	1	
4			2	2	
30	29		1		
5	5				
19	1	12	3	3	
2		1	1		
37	15	12	6	2	2
7	1	5	1		
3		1	2		
19	8	5	3	3	
2	1	1			
11		7	2	2	
1	1				
2	1		1		
1	1				
74	53	11	5	5	
7	4	1	2		
1	1				
97	31	35	27	3	1
11	2	5	1	3	
2		1		1	
1				1	

NOTE: Be sure to check for related offense codes when examining a particular type of crime. They may or may not be in sequential order or even on the same page. Offenders may have multiple dispositions.

A2

2004 Criminal Court Dispositions by Offense and Type of Disposition — All Offenses

Page 16 of 32

			DISPOSITIONS					
Compiled Laws	Offense	Max. Penalty	Total	Prison ¹	Jail	Jail/ Probation ²	Probation ²	Other ³
	GRAND TOTAL		77,745	18,649	15,699	22,300	20,344	753
	%			24%	20%	29%	26%	1%
	VIOLATIONS		67,320	17,867	13,745	19,266	15,772	670
	ATTEMPTS		10,425	782	1,954	3,034	4,572	83
750.2042B	Explosives - Send w/Intent Injure/ Destroy, Cause Prop. Damage	20 ATTEMPTS	1			1		
750.204A	Explosives - Send w/Intent to Frighten	5 ATTEMPTS	3			2	1	
750.2072B	Explosives - Place Near Property Cause Property Damage	20 ATTEMPTS	4	1		2	1	
750.209	Explosives - Place w/Intent	LIFE ATTEMPTS	1		1			
750.209-B	Explosives - Place w/Intent to Alarm	5 ATTEMPTS	1		1			
750.2102A	Explosives - Possess Bomb w/ Unlawful Intent	15 ATTEMPTS	2	1			1	
750.2102B	Explosives - Possess Bomb w/Unlawful Intent, Cause Prop. Damage	20 ATTEMPTS	1		1		1	
750.211A2A	Explosives - Mfg/Possess Explosive/ Other w/Malicious Intent	15 ATTEMPTS	3	2	1			
750.211A2B	Explosives - Mfg/Possess Molotov Cocktail/Other w/Prop. Damage	20 ATTEMPTS	1	1				
750.213	Extortion	20 ATTEMPTS	24	16		4	4	
750.215	False Personation of Public Officer	MISD ATTEMPTS	5	1	1	1	2	
750.2153	Impersonate Peace Officer to Commit Crime	4 ATTEMPTS	9	1	4	2	2	
750.217	Obstruct Officer By Disguise	1 ATTEMPTS	10	7	1	1	1	
750.217E	Impersonating FIA Employee	2 ATTEMPTS	7	1		2	4	
750.218	False Pretenses w/Intent to Defraud	10 ATTEMPTS	1		1			
750.218-A	False Pretenses - \$100 or Less	1 ATTEMPTS	4		3			1
750.218-B	False Pretenses - Over \$100	10 ATTEMPTS	3		2		1	
750.2183	False Pretenses - Less Than \$200	MISD ATTEMPTS	1			1		
750.2183A	False Pretenses - \$200 - <\$1K	1 ATTEMPTS	22	7	7	5	3	
750.2184A	False Pretenses - \$1K - <\$20K	5 ATTEMPTS	2		1	1		
750.2184B	False Pretenses - \$200 - <\$1K - 2nd+ Offense	5 ATTEMPTS	8		3		2	3
750.2185A	False Pretenses - \$20K or More	10 ATTEMPTS	1		1			
750.219	False Statements - Financial Condition	MISD ATTEMPTS	56		15	11	27	3
750.219A-B	Telephone - Obtaining Service By False Number - Over \$100	4 ATTEMPTS	4		1	1	1	1
			196	38	25	56	77	
			60	1	8	15	35	1
			1	1				
			48	14	4	12	18	
			9	1	1	2	5	
			6		4	2		
			1		1			

NOTE: Be sure to check for related offense codes when examining a particular type of crime. They may or may not be in sequential order or even on the same page. Offenders may have multiple dispositions.

A2

2004 Criminal Court Dispositions by Offense and Type of Disposition – All Offenses

Page 17 of 32

			DISPOSITIONS					
Compiled Laws	Offense	Max. Penalty	Total	Prison ¹	Jail	Jail/ Probation ²	Probation ²	Other ³
	GRAND TOTAL		77,745	18,649	15,699	22,300	20,344	753
	%			24%	20%	29%	26%	1%
	VIOLATIONS		67,320	17,867	13,745	19,266	15,772	670
	ATTEMPTS		10,425	782	1,954	3,034	4,572	83
750.219A2A	Telecommunications - Avoid Payment, \$200 or Less	MISD ATTEMPTS	1				1	
750.219A2B1	Telecommunications - Avoid Payment, \$200 - <\$1K	MISD ATTEMPTS	1			1		
750.219A2C1	Telecommunications - Avoid Payment, \$1K - < \$20K	5 ATTEMPTS	5	1	2	2		
750.219E	Financial Institution - Unauthorized Credit Application	4 ATTEMPTS	9	1	2	4	2	
750.219F	Financial Institution - Forward Unauthorized Credit App	4 ATTEMPTS	1			1	1	
750.220	False Statement - Credit Application	MISD ATTEMPTS	2			2		
750.224	Weapons - Dangerous Weapon, Sale/Possess	5 ATTEMPTS	2		1		1	
750.2241-A	Weapons - Dangerous Weapon, Misc.	5 ATTEMPTS	42	2	8	12	20	
750.2241-B	Weapons - Dangerous Weapon, Gas Ejecting Device	5 ATTEMPTS	18	1	3	7	6	1
750.224A	Weapons - Taser, Possession or Sale Taser	4 ATTEMPTS	3		2		1	
750.224B	Weapons - Firearms, Short-Barrel Shotgun/Rifle	5 ATTEMPTS	1		1			
750.224C	Weapons - Armor Piercing Ammunition	4 ATTEMPTS	33	1	8	7	17	
750.224D2	Weapons - Dangerous Weapon, Self-Defense Spray	2 ATTEMPTS	8		1	1	6	
750.224E	Weapons - Firearms - Device Convert Semiautomatic to Automatic	4 ATTEMPTS	68	14	9	19	26	
750.224F	Weapons - Firearms, Possession by Felon	5 ATTEMPTS	9		3	5	1	
750.226	Weapons - Dangerous Weapon, Carry w/Unlawful Intent	5 ATTEMPTS	1		1			
750.226A	Weapons - Switchblade, Possession or Sale	1 ATTEMPTS	12	2	2	4	4	
750.227	Weapons - Carry Concealed	5 ATTEMPTS	2		1		1	
750.227A	Weapons - Firearms - Unlawful Possession by Security Guard	4 ATTEMPTS	1				1	
750.227B	Weapons - Felony Firearm	10 ATTEMPTS	695	423	70	110	91	1
750.227B-A	Weapons - Felony Firearm	2 ATTEMPTS	26	1	6	8	9	2
750.227B-B	Weapons - Felony Firearm - 2nd Offense	5 ATTEMPTS	85	22	18	20	25	
750.227C	Weapons - Firearms, Possess Loaded in Vehicle	2 ATTEMPTS	9		2	4	2	1
750.227D	Weapons - Firearms, Improper Possession in Vehicle	MISD ATTEMPTS	32	1	9	7	11	4
			1,195	233	222	284	447	9
			696	26	120	197	347	6
			2			1	1	
			30	29			1	
			1,620	1,567	3	11	33	6
			17		6	5	6	
			24	24				
			75	8	13	20	31	3
			10		3	1	6	
			6		3		1	2

NOTE: Be sure to check for related offense codes when examining a particular type of crime. They may or may not be in sequential order or even on the same page. Offenders may have multiple dispositions.

A2

2004 Criminal Court Dispositions by Offense and Type of Disposition – All Offenses

Page 18 of 32

Compiled Laws	Offense	Max. Penalty
	GRAND TOTAL	
	%	
	VIOLATIONS	
	ATTEMPTS	
750.227F	Body Armor - Wear During Violent Crime	4 ATTEMPTS
750.227G9A	Weapons - Body Armor - Possess/Use by Violent Felon	4 ATTEMPTS
750.228	Weapons - Firearms, Safety Inspection Violation [Repealed]	MISD ATTEMPTS
750.230	Weapons - Firearms, Alter ID Marks	2 ATTEMPTS
750.232	Weapons - PawnBroker Accepting Pistols	MISD ATTEMPTS
750.232A	Weapons - Firearms, False Application	4 ATTEMPTS
750.232A3	Weapons - Firearms, False Application	4 ATTEMPTS
750.233	Weapons - Firearms, Aim w/o Malice	MISD ATTEMPTS
750.234	Weapons - Firearms, Discharge/Aim w/o Malice and Injury	1 ATTEMPTS
750.234A	Weapons - Firearms, Discharge from Vehicle	4 ATTEMPTS
750.234B	Weapons - Firearms, Discharge in/at Bldg.	4 ATTEMPTS
750.234E	Weapons - Firearms - Brandishing in Public	MISD ATTEMPTS
750.235	Weapons - Firearms, Discharge/Aim w/o Malice but w/Injury	1 ATTEMPTS
750.237	Weapons - Firearms - Under the Influence Causing Serious Impairment	5 ATTEMPTS
750.2373	Weapons - Firearms, Discharge OUIL Cause Impairment	5 ATTEMPTS
750.237A1	Weapon - Free School Zones, General Felony Violations	5 ATTEMPTS
750.237A2	Weapon - Free School Zones, General Misdemeanor	MISD ATTEMPTS
750.243	Fireworks - Sale, Possession, Transport	MISD ATTEMPTS
750.248	Forgery	14 ATTEMPTS
750.248A	Financial Transaction Device - Utter & Publish	4 ATTEMPTS
750.249	Utter & Publish	14 ATTEMPTS
750.249A	Financial Transaction Device - Forgery	4 ATTEMPTS
750.250	Forge State Warrant	7 ATTEMPTS
750.251	Forge Bank Bills/Promissory Notes	7 ATTEMPTS

DISPOSITIONS					
Total	Prison ¹	Jail	Jail/ Probation ²	Probation ²	Other ³
77,745	18,649 24%	15,699 20%	22,300 29%	20,344 26%	753 1%
67,320	17,867	13,745	19,266	15,772	670
10,425	782	1,954	3,034	4,572	83
6	4			2	
3			1	2	
1				1	
25		5	4	13	3
5		3	1		1
1				1	
1				1	
1		1			
1		1			
6		1		5	
13	1	2	4	6	
26	11	3	9	3	
61	24	12	15	10	
4	1	1	1	1	
20		7	2	11	
4				4	
52		22	13	14	3
1				1	
10	1		3	6	
4		3	1		
3		1		2	
357	93	53	130	81	
42	3	6	27	6	
21	3	1	11	6	
3				3	
2,446	547	464	782	643	10
626	54	118	196	252	6
3		2	1		
3			2	1	
1				1	

NOTE: Be sure to check for related offense codes when examining a particular type of crime. They may or may not be in sequential order or even on the same page. Offenders may have multiple dispositions.

A2

2004 Criminal Court Dispositions by Offense and Type of Disposition – All Offenses

Page 19 of 32

			DISPOSITIONS					
Compiled Laws	Offense	Max. Penalty	Total	Prison ¹	Jail	Jail/ Probation ²	Probation ²	Other ³
	GRAND TOTAL		77,745	18,649	15,699	22,300	20,344	753
	%			24%	20%	29%	26%	1%
	VIOLATIONS		67,320	17,867	13,745	19,266	15,772	670
	ATTEMPTS		10,425	782	1,954	3,034	4,572	83
750.252	Utter & Publish - Possess Counterfeit Note w/Intent	7 ATTEMPTS	11	1	2	3	5	
750.253	Utter & Publish - Counterfeit Bills/Notes	5 ATTEMPTS	35	2	10	13	10	
750.254	Utter & Publish - Possess Counterfeit Bank/State/Bills	5 ATTEMPTS	8	1	1	3	2	1
750.255	Counterfeiting - Possess Tools	10 ATTEMPTS	16	3	7	2	4	
750.260	Counterfeiting - Coins/Possess 5 or more	LIFE ATTEMPTS	2		1	1		
750.261	Counterfeiting - Coins/Possess Less than 5	10 ATTEMPTS	3	2		1		
750.278	Fraud - Warehouse Receipts	5 ATTEMPTS	4	1	1		2	
750.279	Fraud - Dispose of Exhausted Property	10 ATTEMPTS	5		1	2	2	
750.280	Fraud - Common Law	4 ATTEMPTS	3				3	
750.282	Public Utility - Fraudulent Use	4 ATTEMPTS	1		1			
750.282-B	Public Utility - Fraudulent Use, Over \$500	4 ATTEMPTS	1			1		
750.282B	Public Utility - Fraudulent Use, Over \$500	4 ATTEMPTS	1				1	
750.285	Obtain Personal Identity Info w/o Permission	5 ATTEMPTS	2				2	
750.30	Adultery	4 ATTEMPTS	176	47	21	49	59	
750.300A1B	Food Stamps - Fraud, Greater than \$250-<\$1K	5 ATTEMPTS	19	2	2	5	8	2
750.301	Gambling - Take Bets	1 ATTEMPTS	1				1	
750.302-A	Gambling House - Keeping	MISD ATTEMPTS	2			1	1	
750.303-A	Gambling House - Maintain for Gain	2 ATTEMPTS	6				6	
750.303-B	Gambling House - Permit for Gain	2 ATTEMPTS	1			1		
750.304	Gambling - Selling Pools/Registering Bets	MISD ATTEMPTS	1					2
750.316	Homicide	LIFE ATTEMPTS	4				4	
750.316-A	Homicide - Murder 1st Degree, Premeditated	LIFE ATTEMPTS	5	5				
750.316-B	Homicide - Felony Murder	LIFE ATTEMPTS	88	87				1
750.316-C	Homicide - Open Murder, Statutory Short Form	LIFE ATTEMPTS	60	60				
			20	20				

NOTE: Be sure to check for related offense codes when examining a particular type of crime. They may or may not be in sequential order or even on the same page. Offenders may have multiple dispositions.

A2

2004 Criminal Court Dispositions by Offense and Type of Disposition – All Offenses

Page 20 of 32

			DISPOSITIONS					
Compiled Laws	Offense	Max. Penalty	Total	Prison ¹	Jail	Jail/ Probation ²	Probation ²	Other ³
	GRAND TOTAL		77,745	18,649	15,699	22,300	20,344	753
	%			24%	20%	29%	26%	1%
	VIOLATIONS		67,320	17,867	13,745	19,266	15,772	670
	ATTEMPTS		10,425	782	1,954	3,034	4,572	83
750.317	Homicide - Murder 2nd Degree	LIFE	193	192				1
	ATTEMPTS		2	2				
750.321	Homicide - Manslaughter	15	13	5		7	1	
	ATTEMPTS							
750.321-A	Homicide - Manslaughter, Statutory Short Form	15	38	35		2	1	
	ATTEMPTS							
750.321-C	Homicide - Manslaughter, Involuntary	15	33	27		5	1	
	ATTEMPTS		1	1				
750.321-E	Homicide - Manslaughter w/ Motor Vehicle	15	20	17		3		
	ATTEMPTS		2	1		1		
750.322	Homicide - Willful Killing of Unborn Child	15	3	3				
	ATTEMPTS							
750.324	Homicide - Negligent Homicide	2	97	9	5	41	42	
	ATTEMPTS		6			2	4	
750.329	Homicide - Manslaughter, Death w/ Weapon, Aim w/o Malice	15	2	2				
	ATTEMPTS							
750.329A	Suicide - Assisting	5	2	1			1	
	ATTEMPTS							
750.335	Lewd and Lascivious Conduct	1	3		1	1	1	
	ATTEMPTS							
750.335A	Indecent Exposure (Sexually Delinquent Person)	1	58	4	21	16	13	4
	ATTEMPTS		3		1	1	1	
750.338	Gross Indecency Between Males, Commit/Procure	5	1			1		
	ATTEMPTS		4	1	3			
750.338A	Gross Indecency Between Females, Commit/Procure	5	1			1		
	ATTEMPTS							
750.338B	Gross Indecency Between Male & Female, Commit/Procure	5	21	6	2	10	3	
	ATTEMPTS		5		1	1	3	
750.349	Kidnapping	LIFE	55	55				
	ATTEMPTS		15	6	5	4		
750.350	Kidnapping - Child Enticement	LIFE	1	1				
	ATTEMPTS		1	1				
750.350A1	Kidnapping - Custodial Interference	1	16	1	3	3	9	
	ATTEMPTS		2			1	1	
750.356	Larceny	10	9	1	7		1	
	ATTEMPTS		1	1				
750.356-A	Larceny - Over \$100 (obsolete)	5	5	2	2		1	
	ATTEMPTS		1		1			
750.356-B	Larceny - \$100 or Less	4	1		1			
	ATTEMPTS							
750.3562A	Larceny - \$20K or More	10	21	5	4	6	6	
	ATTEMPTS		2			1	1	
750.3563A	Larceny - \$1K - <\$20K	5	257	54	47	84	72	
	ATTEMPTS		31	4	7	10	10	
750.3563B	Larceny - \$200 - <\$1K - 2nd+ Offense	5	6	1	2	2	1	
	ATTEMPTS							
750.3564A	Larceny - \$200 - < \$1K	1	124	2	40	28	50	4
	ATTEMPTS		3		2	1		

NOTE: Be sure to check for related offense codes when examining a particular type of crime. They may or may not be in sequential order or even on the same page. Offenders may have multiple dispositions.

A2

2004 Criminal Court Dispositions by Offense and Type of Disposition — All Offenses

Page 21 of 32

			DISPOSITIONS					
Compiled Laws	Offense	Max. Penalty	Total	Prison ¹	Jail	Jail/ Probation ²	Probation ²	Other ³
GRAND TOTAL			77,745	18,649	15,699	22,300	20,344	753
%				24%	20%	29%	26%	1%
VIOLATIONS			67,320	17,867	13,745	19,266	15,772	670
ATTEMPTS			10,425	782	1,954	3,034	4,572	83
750.3565	Larceny - Less Than \$200	MISD	71		33	12	23	3
		ATTEMPTS	1		1			
750.356A	Larceny - From Motor Vehicle	10	34	4	13	4	12	1
		ATTEMPTS	5		1	1	3	
750.356A-A	Larceny - From Motor Vehicle	5	3			3		
		ATTEMPTS						
750.356A-B	Breaking & Entering - Vehicle Steal Prop. Over \$5	5	7	4	3			
		ATTEMPTS						
750.356A-C	Breaking & Entering - Vehicle w/ Damage	5	2		2			
		ATTEMPTS						
750.356A1	Larceny - From Motor Vehicle	5	709	110	131	243	223	2
		ATTEMPTS	128	7	31	35	54	1
750.356A2A	Breaking & Entering - Vehicle/Semi-Trailer/House Trailer, <\$200	MISD	63	2	38	11	11	1
		ATTEMPTS	3				3	
750.356A2B1	Breaking & Entering - Vehicle/Semi-Trailer/House Trailer, \$200 - <\$1K	1	38	1	16	11	10	
		ATTEMPTS	1		1			
750.356A2C1	Breaking & Entering - Vehicle/Semi-Trailer/House Trailer, \$1K - <\$20K	5	55	16	6	23	10	
		ATTEMPTS	7	1	1	1	4	
750.356A2C2	Breaking & Entering - Vehicle/Semi or House Trailer, \$200-<\$1K - 2nd+Ofns	5	2		1	1		
		ATTEMPTS						
750.356A3	Breaking & Entering - Vehicle Semi-Trailer/House Trailer, w/ Damage	5	466	96	93	131	145	1
		ATTEMPTS	91	3	26	27	35	
750.356AB	Larceny From Motor Vehicle, Over \$5	5	4		4			
		ATTEMPTS						
750.356AC	Breaking & Entering - Vehicle w/ Damage	5	3		3			
		ATTEMPTS						
750.356B	Breaking & Entering - Coin Telephone	4	14	2	4	7	1	
		ATTEMPTS	6	1	2		3	
750.356C	Retail Fraud - 1st Degree	5	826	224	237	250	105	10
		ATTEMPTS	57	3	21	19	14	
750.356D	Retail Fraud - 2nd Degree	1	81	2	58	10	7	4
		ATTEMPTS	5		3	1	1	
750.356D4	Retail Fraud - 3rd Degree	MISD	67		38	13	15	1
		ATTEMPTS	1		1			
750.357	Larceny from Person	10	358	115	57	106	79	1
		ATTEMPTS	75	9	19	24	23	
750.357A	Larceny of Livestock	4	1	1				
		ATTEMPTS						
750.357B	Weapons - Firearms - Larceny	5	105	54	7	29	15	
		ATTEMPTS	4		2		2	
750.359	Larceny - From Vacant Building	MISD	8		4	3	1	
		ATTEMPTS						
750.360	Larceny in Building	4	1,657	286	390	559	413	9
		ATTEMPTS	447	16	95	178	153	5
750.360A2A	Theft Detection Device - Deactivate/Remove	MISD	9		6	1	2	
		ATTEMPTS						
750.362	Larceny By Conversion	10	4		3	1		
		ATTEMPTS						

NOTE: Be sure to check for related offense codes when examining a particular type of crime. They may or may not be in sequential order or even on the same page. Offenders may have multiple dispositions.

A2

2004 Criminal Court Dispositions by Offense and Type of Disposition — All Offenses

Page 22 of 32

			DISPOSITIONS					
Compiled Laws	Offense	Max. Penalty	Total	Prison ¹	Jail	Jail/ Probation ²	Probation ²	Other ³
GRAND TOTAL			77,745	18,649	15,699	22,300	20,344	753
%				24%	20%	29%	26%	1%
VIOLATIONS			67,320	17,867	13,745	19,266	15,772	670
ATTEMPTS			10,425	782	1,954	3,034	4,572	83
750.362-A	Larceny By Conversion Over \$100 (obsolete)	5 ATTEMPTS	1				1	
750.3622A	Larceny by Conversion, \$20K or More	10 ATTEMPTS	21	9	3	5	4	
750.3622B	Larceny By Conversion, \$1K - <\$20K - 3rd+ Offense	10 ATTEMPTS	3	1		1	1	
750.3623A	Larceny By Conversion, \$1K - <\$20K	5 ATTEMPTS	1			1		
750.3624A	Larceny - By False Personation, \$200 - <\$1K	MISD ATTEMPTS	123	27	19	34	42	1
750.3625	Larceny - By Conversion, Less than \$200	MISD ATTEMPTS	14	2	4	3	5	
750.362A	Fail to Return Rented Property Over \$100 (obsolete)	10 ATTEMPTS	28		8	6	14	
750.362A2A	Fail to Return Rented Property, \$20K or More	10 ATTEMPTS	3				3	
750.362A3A	Fail to Return Rented Property, \$1K - <\$20K	5 ATTEMPTS	5		2		3	
750.362A4A	Failure to Return Rented Property - 1 Year Misd.	MISD ATTEMPTS	1		1			
750.362A5	Failure to Return Rented Property - 93 Day Misd.	MISD ATTEMPTS	10		2	1	7	
750.362AA	Fail to Return Rented Property, Over \$100 (Obsolete)	2 ATTEMPTS	3	1			2	
750.363	Larceny by False Personation	10 ATTEMPTS	31	5	6	11	9	
750.3632A	Larceny by False Personation, \$20K or More	10 ATTEMPTS	7		1	1	5	
750.3633A	Larceny by False Personation, \$1K - <\$20K	5 ATTEMPTS	5		1	2	2	
750.3634A	Larceny- By False Personation, \$200 - <\$1K	MISD ATTEMPTS	2		1		1	
750.370	Slander	MISD ATTEMPTS	1					
750.377A	Malicious Destruction Pers. Prop.	10 ATTEMPTS	1		1			
750.377A1A1	Malicious Destruction Pers. Prop., \$20K Or More	10 ATTEMPTS	4		3		1	
750.377A1A2	Malicious Destruction Pers. Prop., \$1K & <\$20K - 3rd Offense	10 ATTEMPTS	8	1		4	3	
750.377A1B1	Malicious Destruction Pers. Prop., \$1K - <\$20K	5 ATTEMPTS	2			2		
750.377A1B2	Malicious Destruction Pers. Prop., \$200 - <\$1K - 2nd+ Offense	5 ATTEMPTS	1				1	
750.377A1C1	Malicious Destruction Pers. Prop., \$200 - <\$1K	1 ATTEMPTS	245	32	32	89	92	
750.377A1D	Malicious Destruction Pers. Prop., Under \$200	MISD ATTEMPTS	39	3	5	10	21	
			4		2		2	
			153		51	39	61	2
			5	1	1	2		1
			58	1	27	7	20	3

NOTE: Be sure to check for related offense codes when examining a particular type of crime. They may or may not be in sequential order or even on the same page. Offenders may have multiple dispositions.

A2

2004 Criminal Court Dispositions by Offense and Type of Disposition — All Offenses

Page 23 of 32

			DISPOSITIONS					
Compiled Laws	Offense	Max. Penalty	Total	Prison ¹	Jail	Jail/ Probation ²	Probation ²	Other ³
	GRAND TOTAL		77,745	18,649	15,699	22,300	20,344	753
	%			24%	20%	29%	26%	1%
	VIOLATIONS		67,320	17,867	13,745	19,266	15,772	670
	ATTEMPTS		10,425	782	1,954	3,034	4,572	83
750.377AA	Malicious Destruction Pers. Prop.	4	8	3	5			
	ATTEMPTS							
750.377AB	Malicious Destruction Pers. Prop.	MISD	2		2			
	ATTEMPTS							
750.377B	Malicious Destruction Fire/ Police Property	4	222	56	47	65	52	2
	ATTEMPTS		67	3	17	25	22	
750.377C	School Bus - Intentional Damage	5	1				1	
	ATTEMPTS							
750.3802A	Malicious Destruction of Bldg., \$20K or More	10	3	2			1	
	ATTEMPTS		1				1	
750.3803A	Malicious Destruction of Bldg., \$1K - <\$20K	5	83	23	9	26	24	1
	ATTEMPTS		19	2	1	5	11	
750.3803B	Malicious Destruction of Bldg., \$200 - <\$1K - 2nd+ Offense	5	1				1	
	ATTEMPTS							
750.3804A	Malicious Destruction of Bldg., \$200 - <\$1K	1	42	1	10	10	19	2
	ATTEMPTS		1				1	
750.3805	Malicious Destruction of Bldg., <\$200	MISD	26	1	17	2	6	
	ATTEMPTS		2		1		1	
750.380A	Malicious Destruction of Bldg., Over \$100 (Obsolete)	4	3	1	2			
	ATTEMPTS							
750.381	Malicious Destruction of Bldg., Gates/Fences	MISD	4		1		3	
	ATTEMPTS							
750.3821A	Malicious Destruction of Property - Trees, Shrubs, Crops, Grass, Soil	MISD	5	1	2	1	1	
	ATTEMPTS							
750.3821B1	Mal. Destr. Trees/Shrubs/etc. \$200 - < \$1K	1	3		1		2	
	ATTEMPTS							
750.3821C1	Mal. Destr. Trees/Shrubs/etc. \$1K - <\$20K	5	10	1	1	5	3	
	ATTEMPTS		1			1		
750.383A	Malicious Destruction of Prop., Utility Prop.	4	7	2	1	2	2	
	ATTEMPTS		1			1		
750.3875A	Malicious Destruction of Tombs/ Memorials, \$1K - <\$20K	5	1				1	
	ATTEMPTS							
750.394	Throw Objects at Trains/Cars	15	1				1	
	ATTEMPTS							
750.3942D	Throw Objects at Trains/Cars, Causing Serious Impairment	10	4	4				
	ATTEMPTS							
750.397	Mayhem	10	2	1		1		
	ATTEMPTS		1			1		
750.397A	Food - Place Harmful Objects In	10	2				2	
	ATTEMPTS							
750.411A1A	False Report of Misdemeanor	MISD	20		4	1	15	
	ATTEMPTS		1				1	
750.411A1B	False Report of Felony	4	194	18	28	59	85	4
	ATTEMPTS		75		14	19	41	1
750.411A3A	False Report/Threat of Bomb/ Harmful Device	4	28	8	3	10	7	
	ATTEMPTS		9	1	2	6		
750.411H	Stalking	1	51		19	15	17	
	ATTEMPTS		1		1			

NOTE: Be sure to check for related offense codes when examining a particular type of crime. They may or may not be in sequential order or even on the same page. Offenders may have multiple dispositions.

A2

2004 Criminal Court Dispositions by Offense and Type of Disposition — All Offenses

Page 24 of 32

			DISPOSITIONS					
Compiled Laws	Offense	Max. Penalty	Total	Prison ¹	Jail	Jail/ Probation ²	Probation ²	Other ³
GRAND TOTAL			77,745	18,649	15,699	22,300	20,344	753
%				24%	20%	29%	26%	1%
VIOLATIONS			67,320	17,867	13,745	19,266	15,772	670
ATTEMPTS			10,425	782	1,954	3,034	4,572	83
750.411H2B	Stalking a Minor	5	3			3		
		ATTEMPTS	1			1		
750.411I	Stalking - Aggravated	5	203	61	22	57	62	1
		ATTEMPTS	13	3	3	3	4	
750.411I2B	Stalking a Minor - Aggravated	10	2	1			1	
		ATTEMPTS	1			1		
750.411O	Money Laundering - 1st Degree	20	1	1				
		ATTEMPTS						
750.411S2A	Unlawful Posting Message	2	7	1	1	1	4	
		ATTEMPTS						
750.411S2B	Unlawful Posting Message w/ Aggravating Circumstances	5	1				1	
		ATTEMPTS						
750.413	Motor Vehicle - Unlawful Drive Away	5	942	284	186	295	173	4
		ATTEMPTS	246	26	65	73	82	
750.414	Motor Vehicle - Unlawful Use	2	569	62	172	187	143	5
		ATTEMPTS	60	1	17	18	24	
750.4151	Motor Vehicles - Conceal/Misrep. Identity w/out Intent to Mislead	4	1				1	
		ATTEMPTS						
750.4152	Motor Vehicle - Conceal/Misrep. Identity to Mislead	4	16	3	1	7	5	
		ATTEMPTS	8			2	6	
750.4155	Motor Vehicle - Possess/Deliver - ID Plates or Labels	4	4			1	3	
		ATTEMPTS	1		1			
750.416	Motor Vehicle - Tampering	MISD	4		3		1	
		ATTEMPTS	1				1	
750.422	Perjury - Court Proceeding	LIFE	2	1		1		
		ATTEMPTS						
750.422-A	Perjury - Court Proceeding, Capital Crime	LIFE	2	2				
		ATTEMPTS						
750.422-B	Perjury - Court Proceeding	15	8		1	4	3	
		ATTEMPTS						
750.425-B	Perjury - Incite/Procure, Court Proceeding	5	2			2		
		ATTEMPTS						
750.4362A	Poisoning - Food/Drink/Medicine/ Water	15	4	1		2	1	
		ATTEMPTS						
750.439	Polygamy	4	2				2	
		ATTEMPTS						
750.448	Prostitution - Accost and Solicit	MISD	12		9	1	2	
		ATTEMPTS						
750.449	Prostitution - Admitting to Place of	MISD	1			1		
		ATTEMPTS						
750.451-B	Prostitution - 3rd Offense	2	20	3	12	4	1	
		ATTEMPTS						
750.451-C	Prostitution - 2nd Offense	MISD	2			1	1	
		ATTEMPTS						
750.451-D	Prostitution - 3rd+ Offense	2	41	2	26	7	6	
		ATTEMPTS						
750.452	Prostitution - Keeping House of	5	4				4	
		ATTEMPTS	1				1	

NOTE: Be sure to check for related offense codes when examining a particular type of crime. They may or may not be in sequential order or even on the same page. Offenders may have multiple dispositions.

A2

2004 Criminal Court Dispositions by Offense and Type of Disposition – All Offenses

Page 25 of 32

			DISPOSITIONS					
Compiled Laws	Offense	Max. Penalty	Total	Prison ¹	Jail	Jail/ Probation ²	Probation ²	Other ³
GRAND TOTAL			77,745	18,649	15,699	22,300	20,344	753
%				24%	20%	29%	26%	1%
VIOLATIONS			67,320	17,867	13,745	19,266	15,772	670
ATTEMPTS			10,425	782	1,954	3,034	4,572	83
750.455	Prostitution - Pandering	20	16	14	1	1		
ATTEMPTS								
750.457	Prostitution - Accept Earnings	20	20	16		3	1	
ATTEMPTS			1				1	
750.459	Prostitution - Transport Female (perhaps compel)	20	19	17			2	
ATTEMPTS			2		1		1	
750.478	Public Officer - Wilfull Neglect of Duty	MISD	2			1	1	
ATTEMPTS								
750.478A2	Public Officer - Attempt to Obstruct Official Duties	2	2			1	1	
ATTEMPTS								
750.479	Public Officer - Assault/Obstruct	20	70	3	42	17	8	
ATTEMPTS			16		9	2	5	
750.479-A	Police Officer/Public Officer - Resist/Obstruct	2	3	1	2			
ATTEMPTS			1	1				
750.479-B	Police Officer/Public Officer - Resist/Obstruct	2	158	51	72	18	16	1
ATTEMPTS			23		13	2	8	
750.4792	Public Officer - Assault/Obstruct	2	25	5	10	6	3	1
ATTEMPTS			3			2	1	
750.4793	Public Officer - Assault/Obstruct Cause Injury	4	3	1	2			
ATTEMPTS								
750.479A	Police Officer - Flee (Penal Code)	15	1		1			
ATTEMPTS								
750.479A-B	Peace Officer - Resist Arrest Injury Inflicted	2	2	1	1			
ATTEMPTS								
750.479A2	Police Officer - Flee (Penal Code) 4th Degree	2	301	43	76	108	73	1
ATTEMPTS			23		9	6	8	
750.479A3	Police Officer - Flee (Penal Code) 3rd Degree	5	553	206	125	133	85	4
ATTEMPTS			40	1	8	11	20	
750.479A4-A	Police Officer - Flee (Penal Code) 2nd Degree	10	18	14	2	1	1	
ATTEMPTS								
750.479AA	Police Officer - Flee (Penal Code)	1	1	1				
ATTEMPTS								
750.479B	Peace Officer - Disarm	10	4		3	1		
ATTEMPTS			2		1		1	
750.479B2	Peace Officer - Disarm Firearm	10	2	2				
ATTEMPTS			25	5	1	8	11	
750.483	Sheriff - Refusing to Aid	MISD	1		1			
ATTEMPTS								
750.483A2A	Interfering w/ Crime Report	MISD	7			2	5	
ATTEMPTS								
750.483A2B	Interfere w/ Crime Report Threat to Kill/Injure	10	5	4		1		
ATTEMPTS								
750.483A4B	Interfere w/ Police Investigation Threat to Kill/Injure	10	4	2		1	1	
ATTEMPTS			1				1	
750.483A6A	Tamper w/ Evidence	4	5	1	1	2	1	
ATTEMPTS								
750.483A6B	Tamper w/ Evidence - Criminal Case Max >10 yr Term	10	2			2		
ATTEMPTS								

NOTE: Be sure to check for related offense codes when examining a particular type of crime. They may or may not be in sequential order or even on the same page. Offenders may have multiple dispositions.

A2

2004 Criminal Court Dispositions by Offense and Type of Disposition – All Offenses

Page 26 of 32

				DISPOSITIONS					
				Total	Prison ¹	Jail	Jail/ Probation ²	Probation ²	Other ³
GRAND TOTAL				77,745	18,649	15,699	22,300	20,344	753
%					24%	20%	29%	26%	1%
VIOLATIONS				67,320	17,867	13,745	19,266	15,772	670
ATTEMPTS				10,425	782	1,954	3,034	4,572	83
Compiled Laws	Offense		Max. Penalty						
750.49	Animals, Fighting, Baiting or Shooting		4 ATTEMPTS	1		1			
750.49-A	Animals - Fighting		4 ATTEMPTS	2				2	
750.49-B	Animals - Attend Fight		4 ATTEMPTS	1			1		
750.49-C	Animals - Fighting, Possess Equipment		4 ATTEMPTS	3			2	1	
750.492A1A	Medical Records - False Info on Chart by Health Care Provider		4 ATTEMPTS	1				1	
750.50	Animals - Abandoning/Cruelty		2 ATTEMPTS	3		1	1	1	
750.502D	Anhydrous Ammonia Container, Unauthorized Tampering		4 ATTEMPTS	9	1	4	3	1	
750.505-A	Obstruction of Justice		5 ATTEMPTS	2					
750.505-B	Accessory After the Fact to Felony		5 ATTEMPTS	15	2	3	7	3	
750.505-C	Common Law Offenses		5 ATTEMPTS	5		2	2	1	
750.508	Police Radio Receivers/Scanners, Possess		MISD ATTEMPTS	101	25	13	24	39	
750.509	Police Radio Station - False Report		MISD ATTEMPTS	15		4	3	8	
750.50B	Animals - Kill/Torture		4 ATTEMPTS	2		1	1		
750.511	Railroads - Block/Wreck Track		LIFE ATTEMPTS	5		2	2	1	
750.520	Rape		LIFE ATTEMPTS	1		1			
750.520B	CSC - 1st Degree - Multiple Variables		LIFE ATTEMPTS	19	1	6	12		
750.520B1A	CSC - 1st Degree - Person Under 13		LIFE ATTEMPTS	3	1	1	1		
750.520B1B	CSC - 1st Degree - Relationship		LIFE ATTEMPTS	4			3	1	
750.520B1C	CSC - 1st Degree - During Felony		LIFE ATTEMPTS	2	1		1		
750.520B1D	CSC - 1st Degree - Accomplices		LIFE ATTEMPTS	76	75	1			
750.520B1E	CSC - 1st Degree - Weapon Used		LIFE ATTEMPTS	2	1		1		
750.520B1F	CSC - 1st Degree - Personal Injury		LIFE ATTEMPTS	259	255		1		3
750.520C	CSC - 2nd Degree - Multiple Variables		15 ATTEMPTS	14	3		11		
750.520C1A	CSC - 2nd Degree - Person Under 13		15 ATTEMPTS	99	99		2		
				4	2				
				19	19				
				1	1				
				16	16				
				22	22				
				4	1		3		
				138	72	7	47	11	1
				22	9	1	11	1	
				531	354	12	127	34	4
				63	22	7	24	8	2

NOTE: Be sure to check for related offense codes when examining a particular type of crime. They may or may not be in sequential order or even on the same page. Offenders may have multiple dispositions.

A2

2004 Criminal Court Dispositions by Offense and Type of Disposition — All Offenses

Page 27 of 32

			DISPOSITIONS					
Compiled Laws	Offense	Max. Penalty	Total	Prison ¹	Jail	Jail/ Probation ²	Probation ²	Other ³
	GRAND TOTAL		77,745	18,649	15,699	22,300	20,344	753
	%			24%	20%	29%	26%	1%
	VIOLATIONS		67,320	17,867	13,745	19,266	15,772	670
	ATTEMPTS		10,425	782	1,954	3,034	4,572	83
750.520C1B	CSC - 2nd Degree - Relationship	15	106	85		17	4	
	ATTEMPTS		21	3	3	9	6	
750.520C1C	CSC - 2nd Degree - During Felony	15	9	8	1			
	ATTEMPTS		1		1			
750.520C1D	CSC - 2nd Degree - Accomplices	15	3	2		1		
	ATTEMPTS		3	3				
750.520C1E	CSC - 2nd Degree - Weapon Used	15	3	2			1	
	ATTEMPTS							
750.520C1F	CSC - 2nd Degree - Personal Injury	15	22	14		7	1	
	ATTEMPTS		4		2	2		
750.520C1G	CSC - 2nd Degree - Injury to Incapacitated Victim	15	1			1		
	ATTEMPTS		1			1		
750.520C1H	CSC - 2nd Degree - Mentally Disabled Relationship	15	6	2		3	1	
	ATTEMPTS							
750.520C1L	CSC - 2nd Degree - Detained Juvenile	15	1	1				
	ATTEMPTS							
750.520D	CSC - 3rd Degree - Multiple Variables	15	100	87	2	7	2	2
	ATTEMPTS		20	3	6	10	1	
750.520D1A	CSC - 3rd Degree - Person 13-15	15	388	305	8	46	23	6
	ATTEMPTS		170	64	23	72	10	1
750.520D1B	CSC - 3rd Degree - Force/Coercion	15	93	81	1	4	1	6
	ATTEMPTS		29	5	6	17	1	
750.520D1C	CSC - 3rd Degree - Incapacitated Victim	15	14	13		1		
	ATTEMPTS		4		1	1	2	
750.520D1D	CSC - 3rd Degree - Incest	15	22	20				2
	ATTEMPTS							
750.520E	CSC - 4th Degree - Multiple Variables	2	156	16	33	83	24	
	ATTEMPTS		4		2		2	
750.520E1A	CSC - 4th Degree - Force/Coercion	2	278	40	57	113	68	
	ATTEMPTS		23	1	3	11	6	2
750.520E1A-A	CSC - 4th Degree - Victim 13-16	2	205	48	25	93	39	
	ATTEMPTS		2			1	1	
750.520E1B	CSC - 4th Degree - Incapacitated Victim	2	31	5	4	16	6	
	ATTEMPTS		2			2		
750.520E1C	CSC - 4th Degree - State Prisoner	2	4			4		
	ATTEMPTS							
750.520E1E-A	CSC - 4th Degree - Mental Health Professional	2	5			5		
	ATTEMPTS							
750.520E1F-A	CSC - 4th Degree - Student	2	1			1		
	ATTEMPTS							
750.520E1G	CSC - 4th Degree - Incest	2	18	4	2	7	5	
	ATTEMPTS							
750.520F	CSC - 2nd+ Offense	LIFE	5	5				
	ATTEMPTS							
750.520G1	CSC - Assault w/Intent to Commit Sexual Penetration	10	189	102	15	58	12	2
	ATTEMPTS		3		1	2		
750.520G2	CSC - 2nd Degree Assault	5	70	23	4	34	9	
	ATTEMPTS		2	1		1		

NOTE: Be sure to check for related offense codes when examining a particular type of crime. They may or may not be in sequential order or even on the same page. Offenders may have multiple dispositions.

A2

2004 Criminal Court Dispositions by Offense and Type of Disposition – All Offenses

Page 28 of 32

Compiled Laws	Offense	Max. Penalty
GRAND TOTAL		
%		
VIOLATIONS		
ATTEMPTS		
750.529	Robbery - Armed	LIFE
		ATTEMPTS
750.529A	Carjacking	LIFE
		ATTEMPTS
750.530	Robbery - Unarmed	15
		ATTEMPTS
750.531	Bank Robbery/Safe Breaking	LIFE
		ATTEMPTS
750.531-A	Bank Robbery	LIFE
		ATTEMPTS
750.531-B	Safe Breaking	LIFE
		ATTEMPTS
750.532	Seduction	5
		ATTEMPTS
750.535	Stolen Prop. - Receive & Conceal (Obsolete)	10
		ATTEMPTS
750.535-A	Stolen Prop. - Receive & Conceal, >\$100 (Obsolete)	5
		ATTEMPTS
750.535-B	Stolen Prop. - Receive & Conceal, <\$100 (Obsolete)	MISD
		ATTEMPTS
750.5352A	Stolen Prop. - Receive & Conceal, \$20K or More	10
		ATTEMPTS
750.5352B	Stolen Prop. - Receive & Conceal, \$1K - <\$20K - 3rd+ Offense	10
		ATTEMPTS
750.5353A	Stolen Prop. - Receive & Conceal, \$1K - <\$20K	5
		ATTEMPTS
750.5353B	Stolen Prop. - Receive & Conceal, \$200 - <\$1K - 2nd+ Offense	5
		ATTEMPTS
750.5354A	Stolen Prop. - Receive & Conceal, \$200 - <\$1K	1
		ATTEMPTS
750.5355	Stolen Prop. - Receive & Conceal, Under \$200	MISD
		ATTEMPTS
750.5357	Stolen Prop. - Receive & Conceal, Motor Vehicle	5
		ATTEMPTS
750.535A	Motor Vehicles - Operate Chop Shop	10
		ATTEMPTS
750.535A2	Motor Vehicles - Operate Chop Shop	10
		ATTEMPTS
750.535B	Weapons - Firearms, Receive & Conceal	10
		ATTEMPTS
750.539B	Eavesdropping - Trespassing for	MISD
		ATTEMPTS
750.539C	Eavesdropping	2
		ATTEMPTS
750.539D	Eavesdropping - Install/Use	2
		ATTEMPTS
750.539F	Eavesdropping - Manufac/Possess Device	2
		ATTEMPTS

DISPOSITIONS					
Total	Prison ¹	Jail	Jail/ Probation ²	Probation ²	Other ³
77,745	18,649 24%	15,699 20%	22,300 29%	20,344 26%	753 1%
67,320	17,867	13,745	19,266	15,772	670
10,425	782	1,954	3,034	4,572	83
757	745	2	3	1	6
29	6	4	11	8	
81	77		3	1	
18	5	2	5	6	
495	275	27	95	94	4
36	12	6	14	3	1
1			1		
84	73		8	3	
1			1		
41	30		10	1	
14	3		7	4	
21	2	5	8	6	
6		6			
3		1	1		1
13	2	8	1	2	
2		1	1		
1		1			
126	33	41	19	33	
17	1	5		11	
3	1	1	1		
749	172	288	150	136	3
138	14	52	33	38	1
7	3	2	1	1	
1				1	
85		36	15	32	2
2		1	1		
32		22	3	5	2
880	206	135	260	278	1
431	6	64	81	280	
22		16	2	4	
6		5		1	
24	1	10	4	9	
1				1	
70	19	8	25	17	1
19	5	1	8	5	
1				1	
4			1	3	
37	3	1	23	10	
4			3	1	
1			1		

NOTE: Be sure to check for related offense codes when examining a particular type of crime. They may or may not be in sequential order or even on the same page. Offenders may have multiple dispositions.

A2

2004 Criminal Court Dispositions by Offense and Type of Disposition — All Offenses

Page 29 of 32

			DISPOSITIONS					
Compiled Laws	Offense	Max. Penalty	Total	Prison ¹	Jail	Jail/ Probation ²	Probation ²	Other ³
	GRAND TOTAL		77,745	18,649	15,699	22,300	20,344	753
	%			24%	20%	29%	26%	1%
	VIOLATIONS		67,320	17,867	13,745	19,266	15,772	670
	ATTEMPTS		10,425	782	1,954	3,034	4,572	83
750.540	Telephone - Tap/Cut Lines	2	93	17	13	43	18	2
	ATTEMPTS		20		9	5	6	
750.540C1	Telephone - Counterfeit Device	4	3	1	2			
	Avoid Payment	ATTEMPTS						
750.540C2A	Telephone - Counterfeit Device	4					2	
	Avoid Payment	ATTEMPTS	2					
750.540C4	Telecommunications - Access	4	4			4		
	Device Violations	ATTEMPTS						
750.540E	Telecommunications - Malicious Use	MISD	12		9	1	2	
		ATTEMPTS						
750.540E1E	Telecommunications - Malicious Use,	MISD	1				1	
	Repeatedly Calling and Hanging Up	ATTEMPTS						
750.543M	Terrorism - False Report or	20						
	Threat	ATTEMPTS	1	1				
750.552	Trespass	MISD	18		9	3	5	1
		ATTEMPTS						
750.72	Arson - Dwelling House/ Curtilage	20	2	1	1			
		ATTEMPTS	1				1	
750.72-A	Arson - Dwelling House	20	38	24	1	3	10	
		ATTEMPTS	22	6	4	9	3	
750.72-B	Arson - Dwelling House/ Curtilage	20	2			1	1	
		ATTEMPTS						
750.73	Arson - Real Property	10	76	37	9	16	14	
		ATTEMPTS	6	2		2	2	
750.74	Arson - Personal Property, Over \$50	4	2		1	1		
		ATTEMPTS						
750.741A	Arson - Personal Property, <\$200	5	1				1	
		ATTEMPTS						
750.741B1	Arson - Personal Property, \$200 - <\$1K	1	8	1	2		5	
		ATTEMPTS	3				3	
750.741C1	Arson - Personal Property, \$1K - <\$20K	5	50	11	9	18	12	
		ATTEMPTS	8	1		3	4	
750.741D1	Arson - Personal Property, \$20K or More	10	11	1	3	2	5	
		ATTEMPTS	2				2	
750.74A	Arson - Personal Property, \$50 or Less	MISD	1					1
		ATTEMPTS						
750.74B	Arson - Personal Property, Over \$50	4	1		1			
		ATTEMPTS						
750.75	Arson - Insured Property	10	10	2	1	5	2	
		ATTEMPTS	1				1	
750.77	Arson - Preparation to Burn Property	10	2		1		1	
		ATTEMPTS						
750.771A1	Arson - Preparation to Burn Property, Less Than \$200	MISD	2			1	1	
		ATTEMPTS						
750.771B1	Arson - Preparation to Burn Property, \$200 - <\$1K	1	7		2		5	
		ATTEMPTS						
750.771C1	Arson - Preparation to Burn Property, \$1K - <\$20K	5	15	3	4	2	6	
		ATTEMPTS	4		1	1	2	

NOTE: Be sure to check for related offense codes when examining a particular type of crime. They may or may not be in sequential order or even on the same page. Offenders may have multiple dispositions.

A2

2004 Criminal Court Dispositions by Offense and Type of Disposition – All Offenses

Page 30 of 32

			DISPOSITIONS					
Compiled Laws	Offense	Max. Penalty	Total	Prison ¹	Jail	Jail/ Probation ²	Probation ²	Other ³
GRAND TOTAL			77,745	18,649	15,699	22,300	20,344	753
%				24%	20%	29%	26%	1%
VIOLATIONS			67,320	17,867	13,745	19,266	15,772	670
ATTEMPTS			10,425	782	1,954	3,034	4,572	83
750.771D1	Arson - Preparation to Burn Property, \$20K or More	10 ATTEMPTS	13 6	4	2	4 3	3 3	
750.78	Arson - Woods/Prairies	4 ATTEMPTS	5 1	1	2	1 1	1	
750.81	Asslt or Asslt and Battery	MISD ATTEMPTS	474 2	10	216 2	62	176	10
750.812	Domestic Violence	MISD ATTEMPTS	514 9	10	228 1	91 1	171 7	14
750.813	Domestic Violence - 2nd Offense	1 ATTEMPTS	98 1	1	48 1	34	15	
750.814	Domestic Violence - 3rd Offense	2 ATTEMPTS	369 7	72	95 4	150 2	52 1	
750.81A	Assault - Aggravated	1 ATTEMPTS	313 15	3	104 4	68 3	134 8	4
750.81A2	Domestic Violence, Aggravated	1 ATTEMPTS	76	2	26	21	27	
750.81A3	Domestic Violence, Aggravated - 2nd Offense	2 ATTEMPTS	45	13	7	16	9	
750.81C2	Assault/Battery of DHS Employee	2 ATTEMPTS	6	3		1	2	
750.81D1	Police Officer - Assault/Resist/Obstruct	2 ATTEMPTS	2,017 336	399 1	523 108	677 107	400 110	18 10
750.81D2	Police Officer - Assault/Resist/Obstruct, Causing Injury	4 ATTEMPTS	156 12	45 1	23 3	46 5	40 3	2
750.81D3	Police Officer - Assault/Resist/Obstruct, Serious Impairment	15 ATTEMPTS	3 2	2	1	1	1	
750.82	Felonious Assault	4 ATTEMPTS	1,951 380	551 25	273 99	570 128	545 127	12 1
750.822	Weapon-Free Schools - Assault w/ Dangerous Weapon	4 ATTEMPTS	3	2		1		
750.83	Assault w/Intent to Murder	LIFE ATTEMPTS	191	188		2		1
750.84	Assault w/Intent to do Great Bodily Harm Less Than Murder	10 ATTEMPTS	645 33	407 12	28 2	126 15	78 4	6
750.86	Assault w/Intent to Maim	10 ATTEMPTS	2			2		
750.87	Assault w/Intent to Commit Felony	10 ATTEMPTS	12 2	4	2 1	5 1	1	
750.88	Assault w/Intent to Rob While Unarmed	15 ATTEMPTS	68 4	42 1	5 2	13	7 1	1
750.89	Assault w/Intent to Rob While Armed	LIFE ATTEMPTS	174 2	155 2	4	12	2	1
750.90BB	Assault - Pregnant Individual, Harm to Embryo/Fetus	10 ATTEMPTS	1			1		
750.90DA	Pregnant Individ. - Oper. Under Infl., Miscarriage/Stillbirth	15 ATTEMPTS	1	1				
750.90E	Pregnant Individ. - Negligent Operate MV, Miscarriage/Stillbirth	2 ATTEMPTS	1			1		

NOTE: Be sure to check for related offense codes when examining a particular type of crime. They may or may not be in sequential order or even on the same page. Offenders may have multiple dispositions.

A2

2004 Criminal Court Dispositions by Offense and Type of Disposition — All Offenses

Page 31 of 32

			DISPOSITIONS					
Compiled Laws	Offense	Max. Penalty	Total	Prison ¹	Jail	Jail/ Probation ²	Probation ²	Other ³
	GRAND TOTAL		77,745	18,649	15,699	22,300	20,344	753
	%			24%	20%	29%	26%	1%
	VIOLATIONS		67,320	17,867	13,745	19,266	15,772	670
	ATTEMPTS		10,425	782	1,954	3,034	4,572	83
750.91	Homicide - Attempted Murder	LIFE ATTEMPTS	1	1				
750.92	Attempt Commit Crime	10 ATTEMPTS	1		1		1	
750540E1A	Telecommunications - Malicious Use, Threaten Harm of Person/Property	MISD ATTEMPTS	1		1			
752.10031	Health Care Fraud - False Claim	4 ATTEMPTS	7		2	5		
752.10032	Health Care Fraud - Medically Unnecessary	4 ATTEMPTS	2				2	
752.10033	Health Care Fraud - False Statement	4 ATTEMPTS	2				2	
752.1005	Health Care Fraud - Conspiracy	10 ATTEMPTS	1		1			
752.10541	Copying Audio/Video Recordings for Gain - Misdemeanor	MISD ATTEMPTS	1		1			
752.10542	Copy Audio/Video for Gain - Felony	5 ATTEMPTS	5		2	1	2	
752.191	Felonious Driving	2 ATTEMPTS	21		3	3	15	
752.3651	Obscenity	MISD ATTEMPTS	9	2	3	4		
752.541	Riot	10 ATTEMPTS	1			1		
752.542	Riot - Inciting	10 ATTEMPTS	3	3				
752.543	Unlawful Assembly	5 ATTEMPTS	1			1		
752.796C	Computers - Use to Violate Theft Statute Over \$100	5 ATTEMPTS	2				2	
752.797	Computers - Fraudulent Access to Commit Crime	20 ATTEMPTS	1	1				
752.7971C1	Computers - Fraudulent Access, \$1K - <\$20K	5 ATTEMPTS	3		1	1	1	
752.7971D1	Computers - Fraudulent Access, \$20K or More	10 ATTEMPTS	1				1	
752.7972A	Computers - Unauthorized Access	5 ATTEMPTS	7				7	
752.7973A	Computers - Use to Commit Crime Max 1 Yr or Less	1 ATTEMPTS	2		1		1	
752.7973C	Computers - Use to Commit Crime Max 2 yrs - <4 yrs	4 ATTEMPTS	4	1	1		2	
752.7973D	Computers - Use to Commit Crime Max 4 yrs - <10 yrs	7 ATTEMPTS	1				1	
752.7973E	Computers - Use to Commit Crime Max 10 yrs - <20 yrs	10 ATTEMPTS	57	9	2	32	14	
752.7973F	Computers - Use to Commit Crime Max 20 yrs or More	20 ATTEMPTS	8	4		1	3	
			5	4		1		

NOTE: Be sure to check for related offense codes when examining a particular type of crime. They may or may not be in sequential order or even on the same page. Offenders may have multiple dispositions.

A2

2004 Criminal Court Dispositions by Offense and Type of Disposition – All Offenses

Page 32 of 32

			DISPOSITIONS					
Compiled Laws	Offense	Max. Penalty	Total	Prison ¹	Jail	Jail/ Probation ²	Probation ²	Other ³
		GRAND TOTAL	77,745	18,649	15,699	22,300	20,344	753
		%		24%	20%	29%	26%	1%
		VIOLATIONS	67,320	17,867	13,745	19,266	15,772	670
		ATTEMPTS	10,425	782	1,954	3,034	4,572	83
752.811	Breaking & Entering - Coin Operated Device	3 ATTEMPTS	1				1	
752.811A	Breaking & Entering - Coin Operated Device	3 ATTEMPTS	96	10	25	45	16	
752.811B	Breaking & Entering - Possess Tool to Open Coin-Operated Device	3 ATTEMPTS	9	1	4	3	1	
752.811B	Breaking & Entering - Possess Tool to Open Coin-Operated Device	3 ATTEMPTS	2	1			1	
752.861	Weapons - Firearms, Careless Use Cause Injury/Death	2 ATTEMPTS	13	1		7	5	
752.861	Weapons - Firearms, Careless Use Cause Injury/Death	2 ATTEMPTS	2		1	1		
752.862-B	Weapons - Firearms, Careless Use Prop. Damage Over \$50	1 ATTEMPTS	3			3		
752.863A	Weapons - Firearms, Reckless Use	MISD ATTEMPTS	35	1	12	8	14	
764.15B	Injunction Order - Violation of	MISD ATTEMPTS	2		1	1		
767A.91A	Prosecutor's Investigative Perjury	15 ATTEMPTS	1			1		
767A.91B	Prosecutor's Investigative Subpoena Perjury	LIFE ATTEMPTS	1		1			
769.10	Habitual Offender - 2nd Offense	LIFE ATTEMPTS	11		9	1	1	
769.11	Habitual Offender - 3rd Offense	LIFE ATTEMPTS	11		8	1	2	
769.12	Habitual Offender - 4th Offense	LIFE ATTEMPTS	9		6	1	2	
800.2811	Prisons - Furnish Contraband to Prisoner in Prison	5 ATTEMPTS	6		1	3	2	
800.2811	Prisons - Furnish Contraband to Prisoner in Prison	5 ATTEMPTS	3	1		2		
800.2813	Prisons - Bring Contraband Into Prison	5 ATTEMPTS	17	9	4	2	2	
800.2813	Prisons - Bring Contraband Into Prison	5 ATTEMPTS	7	2	5			
800.2814	Prisons - Prisoner Possessing Contraband	5 ATTEMPTS	36	32	2	1		1
800.2814	Prisons - Prisoner Possessing Contraband	5 ATTEMPTS	5	4	1			
800.2834	Prisons - Prisoner Possessing Weapon	5 ATTEMPTS	41	37				4
800.2834	Prisons - Prisoner Possessing Weapon	5 ATTEMPTS	9	9				
801.2621A	Jails - Bring Weapon Into	5 ATTEMPTS	1			1		
801.2621B	Jails - Furnishing Weapon to Prisoner	5 ATTEMPTS	1				1	
801.2622	Jails - Prisoner Possessing Weapon	5 ATTEMPTS	6	4	1	1		
801.2622	Jails - Prisoner Possessing Weapon	5 ATTEMPTS	2	1		1		
801.2631	Jails - Furnish Contraband to Prisoner	5 ATTEMPTS	5		2	2	1	
801.2631	Jails - Furnish Contraband to Prisoner	5 ATTEMPTS	2	1	1			
801.2632	Jails - Prisoner Possessing Contraband	5 ATTEMPTS	18	6	9	2	1	
801.2632	Jails - Prisoner Possessing Contraband	5 ATTEMPTS	9	1	3	4	1	

NOTE: Be sure to check for related offense codes when examining a particular type of crime. They may or may not be in sequential order or even on the same page. Offenders may have multiple dispositions.

¹ Includes HYTA Prison

² Includes Delayed and Suspended Sentences, HYTA Probation, and SAI Probation

³ Includes Restitution, Fines, Costs, Community Service and DHS sentences

SOURCE: OMNI BIR Extract

A2a 2004 Criminal Court Dispositions by Offense and Type of Disposition — Non-Assaultive Offenses

Page 1 of 20

			DISPOSITIONS					
Compiled Laws	Offense	Max. Penalty	Total	Prison ¹	Jail	Jail/ Probation ²	Probation ²	Other ³
GRAND TOTAL			39,598	8,509	8,291	11,906	10,443	449
%				22%	21%	30%	26%	1%
VIOLATIONS			33,776	8,126	7,269	10,334	7,649	398
ATTEMPTS			5,822	383	1,022	1,572	2,794	51
28.243A	Fingerprinting - Refusal	MISD ATTEMPTS	7		4		3	
28.2931	State ID Card - False Application	5 ATTEMPTS	9		1	3	5	
28.2951A	State ID Card - Alter/Forge/Use to Commit Felony	10 ATTEMPTS	6		1	3	2	
28.2951B	State ID Card - Alter/Forge/Use to Commit Felony or Misdemeanor	5 ATTEMPTS	1		1			
28.2953	State ID Card - Use Stolen Card to Commit Felony	VAR ATTEMPTS	2			1	1	
28.425B3	Weapons - Pistols, False Info on CCW Permit	4 ATTEMPTS	1		1			
28.425K2A	Weapons - Pistols, Carrying Concealed While Under the Influence	MISD ATTEMPTS	2				1	1
28.729	Sex Offender - Fail to Register	4 ATTEMPTS	230	41	76	57	45	11
28.7291A	Sex Offender - Fail to Register	4 ATTEMPTS	78	5	28	25	15	5
28.7291B	Sex Offender - Fail to Register, 2nd Offense	7 ATTEMPTS	1			1		
28.7291C	Sex Offender - Fail to Register, 3rd Offense	10 ATTEMPTS	2		1	1		
28.7292	Sex Offender - Fail to Register, 3rd Offense	10 ATTEMPTS	7	1	3	1	2	
28.7292	Sex Offenders - Failure to Comply w/ Duties	MISD ATTEMPTS	1			1		
168.932E	Election Law - Absentee Ballot Tampering	5 ATTEMPTS	14	1	9	4		
168.932F	Election Law - Possess Absentee Ballot	5 ATTEMPTS	3				3	
168.933	Election Law - Swear Falsely to Register/Vote	5 ATTEMPTS	1		1			
205.27	Taxes - Defraud/Evade Payment of	15 ATTEMPTS	13				13	
205.271A	Taxes - Fail to File/False Return	5 ATTEMPTS	1		1			
205.271B	Taxes - Aid & Abet Tax Evasion File False Returns	5 ATTEMPTS	5			2	3	
205.273	Taxes - False Returns/Perjury	15 ATTEMPTS	3			2	1	
205.4282	Tobacco Products Tax Act Violation Felony	5 ATTEMPTS	1				1	
205.4282-A	Tobacco Products Tax Act Violations Sell w/o Tax Stamp	5 ATTEMPTS	2		2		2	
205.4283	Tobacco Products Tax Act Violations Misdemeanor	1 ATTEMPTS	1				1	
205.4284	Tobacco Products Tax Act Violations	MISD ATTEMPTS	1		1			
257.215	Operating - Unregistered Vehicle	MISD ATTEMPTS	2		1	1		

NOTE: Be sure to check for related offense codes when examining a particular type of crime. They may or may not be in sequential order or even on the same page. Offenders may have multiple dispositions.

A2a 2004 Criminal Court Dispositions by Offense and Type of Disposition — Non-Assaultive Offenses

Page 2 of 20

			DISPOSITIONS					
Compiled Laws	Offense	Max. Penalty	Total	Prison ¹	Jail	Jail/ Probation ²	Probation ²	Other ³
GRAND TOTAL			39,598	8,509	8,291	11,906	10,443	449
%				22%	21%	30%	26%	1%
VIOLATIONS			33,776	8,126	7,269	10,334	7,649	398
ATTEMPTS			5,822	383	1,022	1,572	2,794	51
257.22559	Improper Use of License Plates	MISD	1		1			
		ATTEMPTS						
257.233A6	Motor Vehicles - Odometer	5	2			1	1	
	Tampering	ATTEMPTS	1				1	
257.2511	Motor Vehicle Code - Dealer Failure to Maintain Records	MISD	2					2
		ATTEMPTS						
257.254	Motor Vehicle Code - Intent to Pass False Title	10	49	7	11	13	17	1
		ATTEMPTS	7	1	2	2	2	
257.2551	License Plates - Commercial Vehicle Expired/None	MISD	19	2	15			2
		ATTEMPTS						
257.256	License Plate/Registration/Title Unlawful Use	MISD	72	2	48	8	8	6
		ATTEMPTS						
257.257	License Documents/Plates - Forgery	5	36	4	6	8	16	2
		ATTEMPTS	22		2	6	12	2
257.2572	License Documents/Plates - Forgery - 2nd Offense	7	1		1			
		ATTEMPTS						
257.301	Operating - No/Multiple Licenses	MISD	66	1	47	9	6	3
		ATTEMPTS						
257.31010	Driver's License - Forged, Possession	MISD	5				5	
		ATTEMPTS						
257.3103A	Driver's License - Forgery/Use to Commit >= 1 Yr Offense	VAR	2		2			
		ATTEMPTS						
257.3107A	Driver's License - Forge w/ Intent to Commit Crime Max 10 Yrs+	10	12	2	4	4	2	
		ATTEMPTS						
257.3107B	Driver's License - Forge w/ Intent to Commit Crime Max 6mos-<10 yrs	5	7	1	1	4	1	
		ATTEMPTS	1		1			
257.3108	Driver's License - Forged, Sell/Possess w/Intent to Deliver	5	4			1	3	
		ATTEMPTS						
257.3109	Driver's License - Forged, Possession of 2 or More	5	4	1		2	1	
		ATTEMPTS	1		1			
257.311	Operate w/o License	MISD	53		28	10	13	2
		ATTEMPTS						
257.312	Operate w/Restricted License	MISD	38	1	19	11	4	3
		ATTEMPTS						
257.312A	Operating - Motorcycles/Mopeds w/o Indorsement	MISD	2		1	1		
		ATTEMPTS						
257.324	Operate w/Forged/Altered License/False ID	MISD	119	4	74	17	19	5
		ATTEMPTS	1		1			
257.326	Operate - Owner Permitting Another to Violate Motor Vehicle	MISD	2		1	1		
		ATTEMPTS						
257.328	Motor Vehicle Code - Producing False Evidence of Insurance	MISD	1			1		
		ATTEMPTS						
257.3291	Insurance Certificates - Possess/Sale of Stolen/Counterfeit	5	8		1	4	3	
		ATTEMPTS	2				2	
257.602	Police Officer - Refuse to Obey Traffic Order	MISD	10		4	1	3	2
		ATTEMPTS						
257.617A	Fail to Stop at Personal Injury Accident	1	27	1	10	11	5	
		ATTEMPTS	1		1			

NOTE: Be sure to check for related offense codes when examining a particular type of crime. They may or may not be in sequential order or even on the same page. Offenders may have multiple dispositions.

A2a 2004 Criminal Court Dispositions by Offense and Type of Disposition — Non-Assaultive Offenses

Page 3 of 20

			DISPOSITIONS					
Compiled Laws	Offense	Max. Penalty	Total	Prison ¹	Jail	Jail/ Probation ²	Probation ²	Other ³
GRAND TOTAL			39,598	8,509	8,291	11,906	10,443	449
%				22%	21%	30%	26%	1%
VIOLATIONS			33,776	8,126	7,269	10,334	7,649	398
ATTEMPTS			5,822	383	1,022	1,572	2,794	51
257.618	Fail to Stop at Property Damage Accident (Attended Vehicle)	MISD ATTEMPTS	59	1	37	13	8	
257.620	Fail to Stop after Collision	MISD ATTEMPTS	42	3	27	6	6	
257.621	Failure to Report Accident to Fixtures	MISD ATTEMPTS	6		4		1	1
257.622	Fail to Report Accident	MISD ATTEMPTS	21		12	5	2	2
257.624A	Alcohol - Open Container in Vehicle	MISD ATTEMPTS	114		70	20	10	14
257.624B1	Alcohol - Possession By Minor in Motor Vehicle	MISD ATTEMPTS	5			1	3	1
257.625	Operating Vehicle Intoxicated	15 ATTEMPTS	10		6	3	1	
257.6251	Operating Vehicle Intoxicated	15 ATTEMPTS	7	2			5	
257.6251-A	Operating Vehicle Intoxicated	MISD ATTEMPTS	606	17	255	182	129	23
257.62510	Operating Veh. Intoxicated, Minor w/ any Blood Alcohol Content - 2nd+ Offense	5 ATTEMPTS	10		1	1	8	
257.62510B	Operating Vehicle Intoxicated - 2nd Offense	1 ATTEMPTS	45		12	22	10	1
257.62510C	Operating Vehicle Intoxicated - 3rd Offense	1 ATTEMPTS	75	6	4	55	10	
257.6252-A	Operating Vehicle Intoxicated	MISD ATTEMPTS	2		2			
257.6253A	Operate - Impaired	MISD ATTEMPTS	1				1	
257.6256	Operating Vehicle Intoxicated, Impaired - 3rd Felony	5 ATTEMPTS	126		56	24	35	11
257.6256-A	Minor Operating Vehicle, w/ Any Blood Alcohol Content	MISD ATTEMPTS	2				2	
257.6256B	Operating Vehicle Intoxicated, Contr. Sub. - 2nd Offense	5 ATTEMPTS	21	1	16	3	1	
257.6256D	Operating Vehicle Intoxicated, Contr. Sub. - 3rd Offense	MISD ATTEMPTS	15	1	3	2	5	4
257.6257A1	Operating Vehicle Intoxicated, w/ Occupant <16	1 ATTEMPTS	1				1	
257.6257A2	Operating Vehicle Intoxicated, w/ Occupant <16 - 2nd+ Offense	1 ATTEMPTS	381	1	110	194	73	3
257.6258	Operating Vehicle, w/ Presence of Controlled Substance	5 ATTEMPTS	3			2	1	
257.625A5	Commercial Motor Vehicles - Breath Analysis Refusal	MISD ATTEMPTS	3,241	800	310	1,969	158	4
257.625B	OUIL	5 ATTEMPTS	2			2		
257.625L	Ignition Interlock Device - Violations	MISD ATTEMPTS	35	1	9	12	13	
			84	11	6	60	6	1
			15		4	5	4	2
			1		1		1	
			14		5	1	6	2
			1		1			

NOTE: Be sure to check for related offense codes when examining a particular type of crime. They may or may not be in sequential order or even on the same page. Offenders may have multiple dispositions.

A2a 2004 Criminal Court Dispositions by Offense and Type of Disposition — Non-Assaultive Offenses

Page 4 of 20

			DISPOSITIONS					
Compiled Laws	Offense	Max. Penalty	Total	Prison ¹	Jail	Jail/ Probation ²	Probation ²	Other ³
GRAND TOTAL			39,598	8,509	8,291	11,906	10,443	449
%				22%	21%	30%	26%	1%
VIOLATIONS			33,776	8,126	7,269	10,334	7,649	398
ATTEMPTS			5,822	383	1,022	1,572	2,794	51
257.626	Driving - Reckless	MISD	68		34	8	20	6
		ATTEMPTS	2		1		1	
257.653A2	Passing EMS - Misd.	MISD	1					1
		ATTEMPTS						
257.7201	Motor Vehicles - Spilling Load on Highway	MISD	1				1	
		ATTEMPTS						
257.7203	Motor Vehicles - Securing Loads	MISD	1				1	
		ATTEMPTS						
257.903	Motor Vehicle Code, False Certification	5	48	6	17	3	22	
		ATTEMPTS	11		2		9	
257.904	Operate - License Suspended/Revoked/Denied	15	21	1	11	5	4	
		ATTEMPTS						
257.9041B	Operate - Allow Suspended/Revoked/Denied to Operate	MISD	676	7	411	110	113	35
		ATTEMPTS	2			1	1	
257.9041C	Operate - Allow Suspended/Revoked/Denied to Operate - 2nd+ Offense	1	762	30	503	137	67	25
		ATTEMPTS						
257.904A	Operating - No License for 3 Years	MISD	7		6		1	
		ATTEMPTS						
257.904A-B	Operating - No License for 3 Years - 2nd Offense	MISD	1		1			
		ATTEMPTS						
287.262-A	Dog - Unlicensed	MISD	1				1	
		ATTEMPTS						
287.270	Dog - Kennel/Facility Violations	MISD	1		1			
		ATTEMPTS						
287.7441	Animal Industry Act - Felony Violations	5	4			4		
		ATTEMPTS						
289.51072	Food Law - Felony Violations	4	1			1		
		ATTEMPTS						
324.20139	Hazardous Subs., Knowingly Release/False Statement [Endanger]	2	1				1	
		ATTEMPTS						
324.401131	Wildlife Conservation Part - Using Artificial Light/Weapon	MISD	6		3	2		1
		ATTEMPTS						
324.40118	Wildlife Conservation Part - Buy/Sell Game/Protected Animals-2nd Offense	4	1					1
		ATTEMPTS						
324.401183	Wildlife Conservation Part - Taking Deer/Bear/Turkeys	MISD	8		5	3		
		ATTEMPTS						
324.731022	Trespass, Recreational Trespass Law	MISD	2		1		1	
		ATTEMPTS						
324.73103	Trespass, Recreational Trespass Law	MISD	2					2
		ATTEMPTS						
324.801763	Marine Safety, OWI	MISD	1			1		
		ATTEMPTS						
324.81122	ORV - Operating on Highway or Right-of-Way	MISD	2		1			1
		ATTEMPTS						
324.82116	ORV - Altered/Defaced VIN	MISD	3		3			
		ATTEMPTS						
324.821271	Snowmobiles - OUIL - Misd.	MISD	2		1		1	
		ATTEMPTS						

NOTE: Be sure to check for related offense codes when examining a particular type of crime. They may or may not be in sequential order or even on the same page. Offenders may have multiple dispositions.

A2a 2004 Criminal Court Dispositions by Offense and Type of Disposition — Non-Assaultive Offenses

Page 5 of 20

			DISPOSITIONS					
Compiled Laws	Offense	Max. Penalty	Total	Prison ¹	Jail	Jail/ Probation ²	Probation ²	Other ³
GRAND TOTAL			39,598	8,509	8,291	11,906	10,443	449
%				22%	21%	30%	26%	1%
VIOLATIONS			33,776	8,126	7,269	10,334	7,649	398
ATTEMPTS			5,822	383	1,022	1,572	2,794	51
324.821273	ORV - OUIL - Misd.	MISD	1			1		
		ATTEMPTS						
333.13102	Body Art Facility- Tatroo/Piercing/Brandi on Minor or Intoxicated	MISD	2					2
		ATTEMPTS						
333.16294	Health Profession - Unauthorized Practice Felony	4	6				6	
		ATTEMPTS						
338.985	Mechanical Contractors - General Violations	MISD	1		1			
		ATTEMPTS						
339.6013	Occupational Code - Performing Occupation w/o License - 1st Offense	MISD	20		10	2	7	1
		ATTEMPTS						
339.6014	Occupational Code - Performing Occupation w/o License - 2nd Offense	MISD	1			1		
		ATTEMPTS						
400.60	Fraud - Welfare	4	1		1			
		ATTEMPTS						
400.601-A	Fraud - Welfare, \$500 or Less	4	3		3			
		ATTEMPTS						
400.601-B	Fraud - Welfare, Over \$500	4	14		3	2	8	1
		ATTEMPTS	11		2	2	6	1
400.602	Fraud - Welfare, Failure to Inform	4	1		1			
		ATTEMPTS	1					1
400.602-A	Fraud - Welfare, Failure to Inform, \$500 or Less	MISD	3		1		2	
		ATTEMPTS	1				1	
400.602-B	Fraud - Welfare, Failure to Inform, Over \$500	4	108	1	4	5	96	2
		ATTEMPTS	8	1		1	6	
400.6071	Medicaid Fraud - False Claim	4	2			1	1	
		ATTEMPTS						
400.71313A	Adult Foster Care - Operate Facility w/o License	2	2				2	
		ATTEMPTS						
432.2182	Gambling Activities - Felony Violations	10	5				5	
		ATTEMPTS	6	1	2		3	
432.30	Lottery - Forge/Counterfeit Ticket	5	1	1				
		ATTEMPTS						
436.1203	Alcohol - Sale/Deliver/Import w/o License	1	2			1	1	
		ATTEMPTS	1				1	
436.17011-A	Alcohol - Sell/Furnish to Minor	MISD	32	1	10	13	6	2
		ATTEMPTS						
436.17031A	Alcohol - Purchase/Consume/ Possess by Minor	MISD	75		8	11	24	32
		ATTEMPTS	1			1		
436.17031B	Alcohol - Purchase/Consume/ Possess by Minor - 2nd Offense	MISD	6			1	1	4
		ATTEMPTS						
436.17031C	Alcohol - Purchase/Consume/ Possess by Minor - 3rd+ Offense	MISD	3		1			2
		ATTEMPTS						
436.17032A	Alcohol - Use of Fraudulent Identification by Minor	MISD	1		1			
		ATTEMPTS						
436.33	Alcohol - Selling/Furnishing to Minor	5	1		1			
		ATTEMPTS						
436.33B1A	Alcohol - Minor, Purchase/Possess/ Consume	MISD	1		1			
		ATTEMPTS						

NOTE: Be sure to check for related offense codes when examining a particular type of crime. They may or may not be in sequential order or even on the same page. Offenders may have multiple dispositions.

A2a 2004 Criminal Court Dispositions by Offense and Type of Disposition — Non-Assaultive Offenses

Page 6 of 20

			DISPOSITIONS					
Compiled Laws	Offense	Max. Penalty	Total	Prison ¹	Jail	Jail/ Probation ²	Probation ²	Other ³
GRAND TOTAL			39,598	8,509	8,291	11,906	10,443	449
%				22%	21%	30%	26%	1%
VIOLATIONS			33,776	8,126	7,269	10,334	7,649	398
ATTEMPTS			5,822	383	1,022	1,572	2,794	51
451.501	Blue Sky Laws - Fraudulent Schemes/ Statements	10 ATTEMPTS	5		5			
451.604	Blue Sky Laws - Various Violations	10 ATTEMPTS	2				2	
500.3102	Motor Vehicle - Operating w/o Security	MISD ATTEMPTS	25	1	13	4	3	4
500.45111	Insurance - Fraudulent Acts	4 ATTEMPTS	72	4	8	12	47	1
500.45112	Insurance Fraud - Conspiracies	10 ATTEMPTS	22	1	4	3	13	1
565.371	Real Property - Record Fraud Conveyance	3 ATTEMPTS	4		1	1	2	
570.111010A	Contractor - False Sworn Statements, Less than \$200	MISD ATTEMPTS	1				1	
570.111010C	Contractor - False Sworn Statements, \$1K - <\$20K	5 ATTEMPTS	2				2	
570.111010D1	Contractor - False Sworn Statements, \$20K or More	10 ATTEMPTS	4			1	4	
570.1110B	Contractor - False Sworn Statements	10 ATTEMPTS	1			1	1	
570.152	Contractor - Fraudulent Use of Building Contract Fund	3 ATTEMPTS	41	5	2	17	17	
600.2907A2	Real Property - Encumber w/o Lawful Cause	3 ATTEMPTS	6	1		5		1
600.2950	Domestic Violence - Personal Protection Order	MISD ATTEMPTS	2		1			
722.151	Children - Aiding/Abetting or Harboring	MISD ATTEMPTS	1		1			
722.6335B	Child Abuse - Intentional False Report Felony	VAR ATTEMPTS	2				2	
722.642	Tobacco - Possession/Use by Minor	MISD ATTEMPTS	1				1	
750.109A	Boats - Unauthorized Use or Possession	MISD ATTEMPTS	1		1			
750.110	Breaking & Entering - Bldg. w/Intent	15 ATTEMPTS	1,703	658	201	584	257	3
750.110-A	Breaking & Entering - Unoccupied Bldg. w/Intent	10 ATTEMPTS	373	65	50	157	100	1
750.110-B	Breaking & Entering - Occupied Bldg. w/Intent	15 ATTEMPTS	7	4	3			
750.110A3	Home Invasion - 2nd Degree	15 ATTEMPTS	9	3	5	1		
750.110A4	Home Invasion - 3rd Degree	5 ATTEMPTS	2		1		1	
750.111	Breaking & Entering - Entry w/o Breaking, w/Intent	5 ATTEMPTS	1,409	624	124	394	263	4
750.115	Breaking & Entering - Illegal Entry w/o Owner's Permission/Denied	MISD ATTEMPTS	178	50	18	67	42	1
			485	91	91	168	132	3
			35	5	6	11	13	
			166	52	24	55	35	
			12	1	1	4	6	
			17		8	3	6	
			1				1	

NOTE: Be sure to check for related offense codes when examining a particular type of crime. They may or may not be in sequential order or even on the same page. Offenders may have multiple dispositions.

A2a 2004 Criminal Court Dispositions by Offense and Type of Disposition — Non-Assaultive Offenses

Page 7 of 20

			DISPOSITIONS					
Compiled Laws	Offense	Max. Penalty	Total	Prison ¹	Jail	Jail/ Probation ²	Probation ²	Other ³
GRAND TOTAL			39,598	8,509	8,291	11,906	10,443	449
%				22%	21%	30%	26%	1%
VIOLATIONS			33,776	8,126	7,269	10,334	7,649	398
ATTEMPTS			5,822	383	1,022	1,572	2,794	51
750.115A	Illegal Entry (w/o Owners Permission)	MISD	128	3	56	25	42	2
		ATTEMPTS	3		1	2		
750.116	Burglar's Tools - Possess	10	73	29	9	22	12	1
		ATTEMPTS	17	1	4	5	7	
750.117	Public Officer - Bribery	4	4	1	3			
		ATTEMPTS	2		2			
750.1227A	Witness - Bribe/Intimidate/ Interfere	4	14	5	2	5	2	
		ATTEMPTS	9		2	2	4	1
750.131	Check - Non-Sufficient Funds	2	3		1		2	
		ATTEMPTS	4				4	
750.1313A1	Check - Non-Sufficient Funds, Less than \$100	MISD	24		8	5	10	1
		ATTEMPTS						
750.1313B1	Check - Non-Sufficient Funds, \$100 - <\$500	1	37	1	7	10	19	
		ATTEMPTS	2				2	
750.1313B2	Check - Non-Sufficient Funds, \$100 - <\$500 - 3rd+ Offense	2	1				1	
		ATTEMPTS						
750.1313C	Check - Non-Sufficient Funds, \$500 or more	2	126	12	21	41	51	1
		ATTEMPTS	11		1	2	8	
750.131A	Check - No Account or Non-Sufficient Funds	2	9	2	4	2	1	
		ATTEMPTS	15		1	1	13	
750.131A1	Check - No Account	2	468	55	107	160	139	7
		ATTEMPTS	26		9	5	11	1
750.131A2	Check - Non-Sufficient Funds, Three w/in 10 days	2	126	5	24	61	36	
		ATTEMPTS	8		3	3	2	
750.141A2	Drugs/Alcohol - Allowing Consumption by Minors	MISD	1			1		
		ATTEMPTS						
750.145P1	Vulnerable Adult-Caregiver Commingle Funds/Obstruct Inv.	2	3			3		
		ATTEMPTS						
750.147B	Ethnic Intimidation	2	18	6	3	4	5	
		ATTEMPTS	3		1		2	
750.157A	Compounding Offenses	5	17	8	2	2	5	
		ATTEMPTS	2		1		1	
750.157B3	Solicit to Commit Felony	5	3	1			2	
		ATTEMPTS						
750.157N	Financial Transaction Device - Steal/Retain/Possess	4	5		4		1	
		ATTEMPTS						
750.157N1	Financial Transaction Device - Steal/Retain w/o Consent	4	904	131	200	254	317	2
		ATTEMPTS	107	4	27	31	45	
750.157N2	Financial Transaction Device - Possess Fraudulent One	4	30	5	7	8	10	
		ATTEMPTS	2		1		1	
750.157P	Financial Transaction Device - Possess w/Intent to Use/Sell	4	141	20	33	44	42	2
		ATTEMPTS	16	1	3	4	8	
750.157Q	Financial Transaction Device - Illegal Sale/Use	4	195	20	39	76	60	
		ATTEMPTS	27		9	9	9	
750.157R	Financial Transaction Device - Forge/Alter/Counterfeit	4	2		1		1	
		ATTEMPTS						
750.157S1B1	Financial Transaction Device - Use Revoked/Cancelled, \$100-<\$500	1	2				2	
		ATTEMPTS						

NOTE: Be sure to check for related offense codes when examining a particular type of crime. They may or may not be in sequential order or even on the same page. Offenders may have multiple dispositions.

A2a 2004 Criminal Court Dispositions by Offense and Type of Disposition — Non-Assaultive Offenses

Page 8 of 20

			DISPOSITIONS					
Compiled Laws	Offense	Max. Penalty	Total	Prison ¹	Jail	Jail/ Probation ²	Probation ²	Other ³
	GRAND TOTAL		39,598	8,509	8,291	11,906	10,443	449
	%			22%	21%	30%	26%	1%
	VIOLATIONS		33,776	8,126	7,269	10,334	7,649	398
	ATTEMPTS		5,822	383	1,022	1,572	2,794	51
750.157U	Financial Transaction Device - Overcharge	4 ATTEMPTS	2		1		1	
750.157V	Financial Transaction Device - False ID	4 ATTEMPTS	39	7	6	12	14	
750.157W1A	Financial Trans. Device - Fraud Withdraw/ Transfer, <\$200	MISD ATTEMPTS	5		2		3	
750.157W1B1	Financial Trans. Device - Fraud Withdraw/ Transfer, \$200 - <\$1K	1 ATTEMPTS	2		1	1		
750.157W1C1	Financial Trans. Device - Fraud Withdraw/ Transfer, \$1K - <\$20K	5 ATTEMPTS	8	1	1	2	4	
750.15911	Criminal Enterprise - Conduct	20 ATTEMPTS	2			1		1
750.15913	Criminal Enterprise - Racketeering Proceeds	20 ATTEMPTS	17	9		2	5	1
750.15914-A	Criminal Enterprise - Conspiracy	20 ATTEMPTS	3	1			2	
750.160	Dead Bodies - Disinterment and Mutilation	10 ATTEMPTS	3	2			1	
750.161	Desertion/Abandon/Non-Support	3 ATTEMPTS	1	1				
750.165	Child Support - Fail to Pay	4 ATTEMPTS	9	7		2		
750.167	Disorderly Person	MISD ATTEMPTS	108	13	11	54	30	
750.1671A	Disorderly Person - Non-Support	MISD ATTEMPTS	12	3	2	1	5	1
750.1671B	Disorderly Person - Common Prostitute	MISD ATTEMPTS	541	38	41	248	213	1
750.1671C	Disorderly Person - Window Peeper	MISD ATTEMPTS	817	6	10	72	729	
750.1671DB	Disorderly Person - Illegal Occupation	MISD ATTEMPTS	3			1	2	
750.1671E	Disorderly Person - Drunk	MISD ATTEMPTS	16		7		7	2
750.1671I	Disorderly Person - Loitering at House of Ill Fame	MISD ATTEMPTS	1			1		
750.1671J	Disorderly Person - Loitering about Illegal Business	MISD ATTEMPTS	3		1		2	
750.1671L	Disorderly Person - Jostling	MISD ATTEMPTS	3				3	
750.170	Disturbing the Peace	MISD ATTEMPTS	3		1		1	1
750.174	Embezzle - Agent or Trustee	10 ATTEMPTS	23		9	8	4	2
750.174-B	Embezzlement - Agent or Trustee, Over \$100	10 ATTEMPTS	1		1			
750.1742	Embezzlement - Less Than \$200	MISD ATTEMPTS	8		4	1	2	1
			3				3	
			24		9	5	7	3
			4	1	3			
			34	11	18	1	4	
			2		2			
			6		1		3	2

NOTE: Be sure to check for related offense codes when examining a particular type of crime. They may or may not be in sequential order or even on the same page. Offenders may have multiple dispositions.

A2a 2004 Criminal Court Dispositions by Offense and Type of Disposition — Non-Assaultive Offenses

Page 9 of 20

			DISPOSITIONS					
Compiled Laws	Offense	Max. Penalty	Total	Prison ¹	Jail	Jail/ Probation ²	Probation ²	Other ³
GRAND TOTAL			39,598	8,509	8,291	11,906	10,443	449
%				22%	21%	30%	26%	1%
VIOLATIONS			33,776	8,126	7,269	10,334	7,649	398
ATTEMPTS			5,822	383	1,022	1,572	2,794	51
750.1743A	Embezzle - Agent or Trustee \$200 - <\$1K	1 ATTEMPTS	47		8	11	27	1
750.1744A	Embezzle - Agent or Trustee, \$1K - <\$20K	5 ATTEMPTS	440	18	37	152	233	
750.1744B	Embezzle - Agent or Trustee, \$200 - <\$1K - 2nd+ Offense	5 ATTEMPTS	109	1	9	38	60	1
750.1745A	Embezzle - Agent or Trustee, \$20K - <\$50K	10 ATTEMPTS	3		1		2	
750.174A	Embezzlement - From Vulnerable Adult	10 ATTEMPTS	119	23	2	38	56	
750.174A3A	Embezzlement - From Vulnerable Adult, \$200 - <\$1K	1 ATTEMPTS	16			6	9	1
750.174A4A	Embezzlement - From Vulnerable Adult, \$1K - <\$20K	5 ATTEMPTS	2				2	
750.174A5A	Embezzlement - From Vulnerable Adult, \$20K or More	10 ATTEMPTS	3			1	2	
750.175	Embezzle - Public Official, Over \$50	10 ATTEMPTS	21	2	2	8	9	
750.176	Embezzle - Administrator/Executor/ Guardian	10 ATTEMPTS	3			2	1	
750.180	Embezzle - Financial Institutions	20 ATTEMPTS	13	6		3	4	
750.1814A	Embezzle - Jointly Held Property, \$1K - <\$20K	5 ATTEMPTS	4			3	1	
750.183-A	Escape - Aiding Prisoner - Felony	7 ATTEMPTS	8		1	3	4	
750.186A	Escape - Juvenile Facility	4 ATTEMPTS	2	1	1			
750.193	Escape - Prison	5 ATTEMPTS	8		1		7	
750.1951	Escape - From Misdemeanor Jail Sentence	2 ATTEMPTS	3			2	1	
750.1952	Escape - From Felony Jail Sentence	4 ATTEMPTS	2			1	1	
750.1971	Escape - Awaiting Trial for Misdemeanor	2 ATTEMPTS	1			1		1
750.1972	Escape - Awaiting Trial for Felony	4 ATTEMPTS	10	2	4	3	1	
750.197A	Escape - Lawful Custody	1 ATTEMPTS	4			2	2	
750.199A	Bond - Abscond or Forfeit	4 ATTEMPTS	30	29		1		
750.215	False Personation of Public Officer	MISD ATTEMPTS	5	5				
750.2153	Impersonate Peace Officer to Commit Crime	4 ATTEMPTS	19	1	12	3	3	
750.217	Obstruct Officer By Disguise	1 ATTEMPTS	2		1	1		2
			37	15	12	6	2	2
			7	1	5	1		
			3		1	2		
			19	8	5	3	3	
			2	1	1			
			11		7	2	2	
			1	1				
			97	31	35	27	3	1
			11	2	5	1	3	
			9	1	4	2	2	
			10	7	1	1	1	
			7	1		2	4	
			1		1			

NOTE: Be sure to check for related offense codes when examining a particular type of crime. They may or may not be in sequential order or even on the same page. Offenders may have multiple dispositions.

A2a 2004 Criminal Court Dispositions by Offense and Type of Disposition — Non-Assaultive Offenses

Page 10 of 20

			DISPOSITIONS					
Compiled Laws	Offense	Max. Penalty	Total	Prison ¹	Jail	Jail/ Probation ²	Probation ²	Other ³
GRAND TOTAL			39,598	8,509	8,291	11,906	10,443	449
%				22%	21%	30%	26%	1%
VIOLATIONS			33,776	8,126	7,269	10,334	7,649	398
ATTEMPTS			5,822	383	1,022	1,572	2,794	51
750.217E	Impersonating FIA Employee	2	1				1	
ATTEMPTS								
750.218	False Pretenses w/Intent to Defraud	10	4		3			1
ATTEMPTS								
750.218-A	False Pretenses - \$100 or Less	1	3		2		1	
ATTEMPTS			1			1		
750.218-B	False Pretenses - Over \$100	10	22	7	7	5	3	
ATTEMPTS			2		1	1		
750.2183	False Pretenses - Less Than \$200	MISD	8		3		2	3
ATTEMPTS			1		1			
750.2183A	False Pretenses - \$200 - <\$1K	1	56		15	11	27	3
ATTEMPTS			4		1	1	1	1
750.2184A	False Pretenses - \$1K - <\$20K	5	196	38	25	56	77	
ATTEMPTS			60	1	8	15	35	1
750.2184B	False Pretenses - \$200 - <\$1K - 2nd+ Offense	5	1	1				
ATTEMPTS								
750.2185A	False Pretenses - \$20K or More	10	48	14	4	12	18	
ATTEMPTS			9	1	1	2	5	
750.219	False Statements - Financial Condition	MISD	6		4	2		
ATTEMPTS								
750.219A-B	Telephone - Obtaining Service By False Number - Over \$100	4	1		1			
ATTEMPTS								
750.219A2A	Telecommunications - Avoid Payment, \$200 or Less	MISD	1				1	
ATTEMPTS								
750.219A2B1	Telecommunications - Avoid Payment, \$200 - <\$1K	MISD	1			1		
ATTEMPTS								
750.219A2C1	Telecommunications - Avoid Payment, \$1K - < \$20K	5	5	1	2	2		
ATTEMPTS								
750.219E	Financial Institution - Unauthorized Credit Application	4	9	1	2	4	2	
ATTEMPTS			1				1	
750.219F	Financial Institution - Forward Unauthorized Credit App	4	1			1		
ATTEMPTS								
750.220	False Statement - Credit Application	MISD	2			2		
ATTEMPTS								
750.224	Weapons - Dangerous Weapon, Sale/Possess	5	2		1		1	
ATTEMPTS								
750.2241-A	Weapons - Dangerous Weapon, Misc.	5	42	2	8	12	20	
ATTEMPTS			18	1	3	7	6	1
750.2241-B	Weapons - Dangerous Weapon, Gas Ejecting Device	5	3		2		1	
ATTEMPTS			1		1			
750.224A	Weapons - Taser, Possession or Sale Taser	4	33	1	8	7	17	
ATTEMPTS			8		1	1	6	
750.224B	Weapons - Firearms, Short-Barrel Shotgun/Rifle	5	68	14	9	19	26	
ATTEMPTS			9		3	5	1	
750.224C	Weapons - Armor Piercing Ammunition	4	1		1			
ATTEMPTS								
750.224E	Weapons - Firearms - Device Convert Semiautomatic to Automatic	4	1				1	
ATTEMPTS								

NOTE: Be sure to check for related offense codes when examining a particular type of crime. They may or may not be in sequential order or even on the same page. Offenders may have multiple dispositions.

A2a 2004 Criminal Court Dispositions by Offense and Type of Disposition — Non-Assaultive Offenses

Page 11 of 20

			DISPOSITIONS					
Compiled Laws	Offense	Max. Penalty	Total	Prison ¹	Jail	Jail/ Probation ²	Probation ²	Other ³
GRAND TOTAL			39,598	8,509	8,291	11,906	10,443	449
		%		22%	21%	30%	26%	1%
VIOLATIONS			33,776	8,126	7,269	10,334	7,649	398
ATTEMPTS			5,822	383	1,022	1,572	2,794	51
750.224F	Weapons - Firearms, Possession by Felon	5 ATTEMPTS	695	423	70	110	91	1
			26	1	6	8	9	2
750.226	Weapons - Dangerous Weapon, Carry w/Unlawful Intent	5 ATTEMPTS	85	22	18	20	25	
			9		2	4	2	1
750.226A	Weapons - Switchblade, Possession or Sale	1 ATTEMPTS	32	1	9	7	11	4
750.227	Weapons - Carry Concealed	5 ATTEMPTS	1,195	233	222	284	447	9
			696	26	120	197	347	6
750.227A	Weapons - Firearms - Unlawful Possession by Security Guard	4 ATTEMPTS				1	1	
			2					
750.227B	Weapons - Felony Firearm	10 ATTEMPTS	30	29			1	
750.227B-A	Weapons - Felony Firearm	2 ATTEMPTS	1,620	1,567	3	11	33	6
			17		6	5	6	
750.227B-B	Weapons - Felony Firearm - 2nd Offense	5 ATTEMPTS	24	24				
750.227C	Weapons - Firearms, Possess Loaded in Vehicle	2 ATTEMPTS	75	8	13	20	31	3
			10		3	1	6	
750.227D	Weapons - Firearms, Improper Possession in Vehicle	MISD ATTEMPTS	6		3		1	2
750.227F	Body Armor - Wear During Violent Crime	4 ATTEMPTS	6	4			2	
750.227G9A	Weapons - Body Armor - Possess/Use by Violent Felon	4 ATTEMPTS	3			1	2	
			1				1	
750.228	Weapons - Firearms, Safety Inspection Violation [Repealed]	MISD ATTEMPTS	25		5	4	13	3
750.230	Weapons - Firearms, Alter ID Marks	2 ATTEMPTS	5		3	1		1
750.232	Weapons - PawnBroker Accepting Pistols	MISD ATTEMPTS	1				1	
750.232A	Weapons - Firearms, False Application	4 ATTEMPTS	1				1	
750.232A3	Weapons - Firearms, False Application	4 ATTEMPTS	1		1			
			1		1			
750.234E	Weapons - Firearms - Brandishing in Public	MISD ATTEMPTS	20		7	2	11	
750.237A1	Weapon - Free School Zones, General Felony Violations	5 ATTEMPTS	10	1		3	6	
750.237A2	Weapon - Free School Zones, General Misdemeanor	MISD ATTEMPTS	4		3	1		
750.243	Fireworks - Sale, Possession, Transport	MISD ATTEMPTS	3		1		2	
750.248	Forgery	14 ATTEMPTS	357	93	53	130	81	
			42	3	6	27	6	
750.248A	Financial Transaction Device - Utter & Publish	4 ATTEMPTS	21	3	1	11	6	
			3				3	
750.249	Utter & Publish	14 ATTEMPTS	2,446	547	464	782	643	10
			626	54	118	196	252	6

NOTE: Be sure to check for related offense codes when examining a particular type of crime. They may or may not be in sequential order or even on the same page. Offenders may have multiple dispositions.

A2a 2004 Criminal Court Dispositions by Offense and Type of Disposition — Non-Assaultive Offenses

Page 12 of 20

			DISPOSITIONS					
Compiled Laws	Offense	Max. Penalty	Total	Prison ¹	Jail	Jail/ Probation ²	Probation ²	Other ³
		GRAND TOTAL	39,598	8,509	8,291	11,906	10,443	449
		%		22%	21%	30%	26%	1%
		VIOLATIONS	33,776	8,126	7,269	10,334	7,649	398
		ATTEMPTS	5,822	383	1,022	1,572	2,794	51
750.249A	Financial Transaction Device - Forgery	4 ATTEMPTS	3		2	1		
750.250	Forge State Warrant	7 ATTEMPTS	3			2	1	
750.251	Forge Bank Bills/Promissory Notes	7 ATTEMPTS	1				1	
750.252	Utter & Publish - Possess Counterfeit Note w/Intent	7 ATTEMPTS	11	1	2	3	5	
750.253	Utter & Publish - Counterfeit Bills/Notes	5 ATTEMPTS	2		1		1	
750.254	Utter & Publish - Possess Counterfeit Bank/State/Bills	5 ATTEMPTS	35	2	10	13	10	
750.254	Utter & Publish - Possess Counterfeit Bank/State/Bills	5 ATTEMPTS	8	1	1	3	2	1
750.255	Counterfeiting - Possess Tools	10 ATTEMPTS	16	3	7	2	4	
750.255	Counterfeiting - Possess Tools	10 ATTEMPTS	2		1	1		
750.255	Counterfeiting - Possess Tools	10 ATTEMPTS	3	2		1		
750.255	Counterfeiting - Possess Tools	10 ATTEMPTS	2			2		
750.260	Counterfeiting - Coins/Possess 5 or more	LIFE ATTEMPTS	4	1	1		2	
750.261	Counterfeiting - Coins/Possess Less than 5	10 ATTEMPTS	5		1	2	2	
750.261	Counterfeiting - Coins/Possess Less than 5	10 ATTEMPTS	3				3	
750.278	Fraud - Warehouse Receipts	5 ATTEMPTS	1		1			
750.279	Fraud - Dispose of Exhausted Property	4 ATTEMPTS	1			1		
750.280	Fraud - Common Law	10 ATTEMPTS	1			1		
750.282	Public Utility - Fraudulent Use	4 ATTEMPTS	1				1	
750.282-B	Public Utility - Fraudulent Use, Over \$500	4 ATTEMPTS	1			1		
750.282B	Public Utility - Fraudulent Use, Over \$500	4 ATTEMPTS	1				1	
750.285	Obtain Personal Identity Info w/o Permission	5 ATTEMPTS	2				2	
750.285	Obtain Personal Identity Info w/o Permission	5 ATTEMPTS	176	47	21	49	59	
750.285	Obtain Personal Identity Info w/o Permission	5 ATTEMPTS	19	2	2	5	8	2
750.30	Adultery	4 ATTEMPTS	1				1	
750.300A1B	Food Stamps - Fraud, Greater than \$250-<\$1K	5 ATTEMPTS	2			1	1	
750.301	Gambling - Take Bets	1 ATTEMPTS	6				6	
750.302-A	Gambling House - Keeping	MISD ATTEMPTS	1			1		
750.303-A	Gambling House - Maintain for Gain	2 ATTEMPTS	2					2
750.303-B	Gambling House - Permit for Gain	2 ATTEMPTS	1			1		
750.304	Gambling - Selling Pools/Registering Bets	MISD ATTEMPTS	4				4	
750.356	Larceny	10 ATTEMPTS	9	1	7		1	
750.356	Larceny	10 ATTEMPTS	1	1				

NOTE: Be sure to check for related offense codes when examining a particular type of crime. They may or may not be in sequential order or even on the same page. Offenders may have multiple dispositions.

A2a 2004 Criminal Court Dispositions by Offense and Type of Disposition — Non-Assaultive Offenses

Page 13 of 20

			DISPOSITIONS					
Compiled Laws	Offense	Max. Penalty	Total	Prison ¹	Jail	Jail/ Probation ²	Probation ²	Other ³
GRAND TOTAL			39,598	8,509	8,291	11,906	10,443	449
%				22%	21%	30%	26%	1%
VIOLATIONS			33,776	8,126	7,269	10,334	7,649	398
ATTEMPTS			5,822	383	1,022	1,572	2,794	51
750.356-A	Larceny - Over \$100 (obsolete)	5 ATTEMPTS	5	2	2		1	
750.356-B	Larceny - \$100 or Less	4 ATTEMPTS	1		1			
750.3562A	Larceny - \$20K or More	10 ATTEMPTS	21	5	4	6	6	
750.3563A	Larceny - \$1K - <\$20K	5 ATTEMPTS	2			1	1	
750.3563B	Larceny - \$200 - <\$1K - 2nd+ Offense	5 ATTEMPTS	257	54	47	84	72	
750.3564A	Larceny - \$200 - < \$1K	1 ATTEMPTS	31	4	7	10	10	
750.3565	Larceny - Less Than \$200	MISD ATTEMPTS	6	1	2	2	1	
750.356A	Larceny - From Motor Vehicle	10 ATTEMPTS	124	2	40	28	50	4
750.356A-A	Larceny - From Motor Vehicle	5 ATTEMPTS	3		2	1		
750.356A-B	Breaking & Entering - Vehicle Steal Prop. Over \$5	5 ATTEMPTS	71		33	12	23	3
750.356A-C	Breaking & Entering - Vehicle w/ Damage	5 ATTEMPTS	1		1			
750.356A1	Larceny - From Motor Vehicle	5 ATTEMPTS	34	4	13	4	12	1
750.356A2A	Breaking & Entering - Vehicle/Semi- Trailer/House Trailer, <\$200	MISD ATTEMPTS	5			3		
750.356A2B1	Breaking & Entering - Vehicle/Semi- Trailer/House Trailer, \$200 - <\$1K	1 ATTEMPTS	7	4	3			
750.356A2C1	Breaking & Entering - Vehicle/Semi or House Trailer, \$1K - <\$20K	5 ATTEMPTS	2		2			
750.356A2C2	Breaking & Entering - Vehicle/Semi or House Trailer, \$200-<\$1K - 2nd+Ofns	5 ATTEMPTS	709	110	131	243	223	2
750.356A3	Breaking & Entering - Vehicle Semi- Trailer/House Trailer, w/ Damage	5 ATTEMPTS	128	7	31	35	54	1
750.356AB	Larceny From Motor Vehicle, Over \$5	5 ATTEMPTS	63	2	38	11	11	1
750.356AC	Breaking & Entering - Vehicle w/ Damage	5 ATTEMPTS	3				3	
750.356B	Breaking & Entering - Coin Telephone	4 ATTEMPTS	38	1	16	11	10	
750.356C	Retail Fraud - 1st Degree	5 ATTEMPTS	1		1			
750.356D	Retail Fraud - 2nd Degree	1 ATTEMPTS	55	16	6	23	10	
750.356D4	Retail Fraud - 3rd Degree	MISD ATTEMPTS	7	1	1	1	4	
750.357	Larceny from Person	10 ATTEMPTS	2		1	1		
			466	96	93	131	145	1
			91	3	26	27	35	
			4		4			
			3		3			
			14	2	4	7	1	
			6	1	2		3	
			826	224	237	250	105	10
			57	3	21	19	14	
			81	2	58	10	7	4
			5		3	1	1	
			67		38	13	15	1
			1		1			
			358	115	57	106	79	1
			75	9	19	24	23	

NOTE: Be sure to check for related offense codes when examining a particular type of crime. They may or may not be in sequential order or even on the same page. Offenders may have multiple dispositions.

A2a 2004 Criminal Court Dispositions by Offense and Type of Disposition — Non-Assaultive Offenses

Page 14 of 20

			DISPOSITIONS					
Compiled Laws	Offense	Max. Penalty	Total	Prison ¹	Jail	Jail/ Probation ²	Probation ²	Other ³
GRAND TOTAL			39,598	8,509	8,291	11,906	10,443	449
%				22%	21%	30%	26%	1%
VIOLATIONS			33,776	8,126	7,269	10,334	7,649	398
ATTEMPTS			5,822	383	1,022	1,572	2,794	51
750.357A	Larceny of Livestock	4	1	1				
ATTEMPTS								
750.357B	Weapons - Firearms - Larceny	5	105	54	7	29	15	
ATTEMPTS			4		2		2	
750.359	Larceny - From Vacant Building	MISD	8		4	3	1	
ATTEMPTS								
750.360	Larceny in Building	4	1,657	286	390	559	413	9
ATTEMPTS			447	16	95	178	153	5
750.360A2A	Theft Detection Device - Deactivate/ Remove	MISD	9		6	1	2	
ATTEMPTS								
750.362	Larceny By Conversion	10	4		3	1		
ATTEMPTS								
750.362-A	Larceny By Conversion Over \$100 (obsolete)	5	1				1	
ATTEMPTS								
750.3622A	Larceny by Conversion, \$20K or More	10	21	9	3	5	4	
ATTEMPTS			3	1		1	1	
750.3622B	Larceny By Conversion, \$1K - <\$20K - 3rd+ Offense	10	1			1		
ATTEMPTS								
750.3623A	Larceny By Conversion, \$1K - <\$20K	5	123	27	19	34	42	1
ATTEMPTS			14	2	4	3	5	
750.3624A	Larceny - By False Personation, \$200 - <\$1K	MISD	28		8	6	14	
ATTEMPTS			3				3	
750.3625	Larceny - By Conversion, Less than \$200	MISD	5		2		3	
ATTEMPTS								
750.362A	Fail to Return Rented Property Over \$100 (obsolete)	10	1		1			
ATTEMPTS								
750.362A2A	Fail to Return Rented Property, \$20K or More	10	10		2	1	7	
ATTEMPTS			3	1			2	
750.362A3A	Fail to Return Rented Property, \$1K - <\$20K	5	31	5	6	11	9	
ATTEMPTS			7		1	1	5	
750.362A4A	Failure to Return Rented Property - 1 Year Misd.	MISD	5		1	2	2	
ATTEMPTS								
750.362A5	Failure to Return Rented Property - 93 Day Misd.	MISD	2		1		1	
ATTEMPTS								
750.362AA	Fail to Return Rented Property, Over \$100 (Obsolete)	2	1				1	
ATTEMPTS								
750.363	Larceny by False Personation	10	3	1			2	
ATTEMPTS								
750.3632A	Larceny by False Personation, \$20K or More	10	1				1	
ATTEMPTS								
750.3633A	Larceny by False Personation, \$1K - <\$20K	5	4			1	3	
ATTEMPTS			2				2	
750.3634A	Larceny- By False Personation, \$200 - <\$1K	MISD	7			1	6	
ATTEMPTS								
750.370	Slander	MISD	1			1		
ATTEMPTS								
750.377A	Malicious Destruction Pers. Prop.	10	1		1			
ATTEMPTS			4		3		1	

NOTE: Be sure to check for related offense codes when examining a particular type of crime. They may or may not be in sequential order or even on the same page. Offenders may have multiple dispositions.

A2a 2004 Criminal Court Dispositions by Offense and Type of Disposition — Non-Assaultive Offenses

Page 15 of 20

			DISPOSITIONS					
Compiled Laws	Offense	Max. Penalty	Total	Prison ¹	Jail	Jail/ Probation ²	Probation ²	Other ³
GRAND TOTAL			39,598	8,509	8,291	11,906	10,443	449
%				22%	21%	30%	26%	1%
VIOLATIONS			33,776	8,126	7,269	10,334	7,649	398
ATTEMPTS			5,822	383	1,022	1,572	2,794	51
750.377A1A1	Malicious Destruction Pers. Prop., \$20K Or More	10 ATTEMPTS	8 2	1		4 2	3	
750.377A1A2	Malicious Destruction Pers. Prop., \$1K & <\$20K - 3rd Offense	10 ATTEMPTS	1				1	
750.377A1B1	Malicious Destruction Pers. Prop., \$1K - <\$20K	5 ATTEMPTS	245 39	32 3	32 5	89 10	92 21	
750.377A1B2	Malicious Destruction Pers. Prop., \$200 - <\$1K - 2nd+ Offense	5 ATTEMPTS	4		2		2	
750.377A1C1	Malicious Destruction Pers. Prop., \$200 - <\$1K	1 ATTEMPTS	153 5		51 1	39 2	61	2 1
750.377A1D	Malicious Destruction Pers. Prop., Under \$200	MISD ATTEMPTS	58	1	27	7	20	3
750.377AA	Malicious Destruction Pers. Prop.	4 ATTEMPTS	8	3	5			
750.377AB	Malicious Destruction Pers. Prop.	MISD ATTEMPTS	2		2			
750.3802A	Malicious Destruction of Bldg., \$20K or More	10 ATTEMPTS	3 1	2			1 1	
750.3803A	Malicious Destruction of Bldg., \$1K - <\$20K	5 ATTEMPTS	83 19	23 2	9 1	26 5	24 11	1
750.3803B	Malicious Destruction of Bldg., \$200 - <\$1K - 2nd+ Offense	5 ATTEMPTS	1				1	
750.3804A	Malicious Destruction of Bldg., \$200 - <\$1K	1 ATTEMPTS	42 1	1	10	10	19 1	2
750.3805	Malicious Destruction of Bldg., <\$200	MISD ATTEMPTS	26 2	1	17 1	2	6 1	
750.380A	Malicious Destruction of Bldg., Over \$100 (Obsolete)	4 ATTEMPTS	3	1	2			
750.381	Malicious Destruction of Bldg., Gates/Fences	MISD ATTEMPTS	4		1		3	
750.3821A	Malicious Destruction of Property - Trees, Shrubs, Crops, Grass, Soil	MISD ATTEMPTS	5	1	2	1	1	
750.3821B1	Mal. Destr. Trees/Shrubs/etc. \$200 - < \$1K	1 ATTEMPTS	3		1		2	
750.3821C1	Mal. Destr. Trees/Shrubs/etc. \$1K - <\$20K	5 ATTEMPTS	10 1	1	1	5 1	3	
750.383A	Malicious Destruction of Prop., Utility Prop.	4 ATTEMPTS	7 1	2	1	2 1	2	
750.3875A	Malicious Destruction of Tombs/ Memorials, \$1K - <\$20K	5 ATTEMPTS	1				1	
750.411A1A	False Report of Misdemeanor	MISD ATTEMPTS	20 1		4	1	15 1	
750.411A1B	False Report of Felony	4 ATTEMPTS	194 75	18	28 14	59 19	85 41	4 1
750.411A3A	False Report/Threat of Bomb/ Harmful Device	4 ATTEMPTS	28 9	8 1	3 2	10 6	7	
750.411O	Money Laundering - 1st Degree	20 ATTEMPTS	1	1				

NOTE: Be sure to check for related offense codes when examining a particular type of crime. They may or may not be in sequential order or even on the same page. Offenders may have multiple dispositions.

A2a 2004 Criminal Court Dispositions by Offense and Type of Disposition — Non-Assaultive Offenses

Page 16 of 20

			DISPOSITIONS					
Compiled Laws	Offense	Max. Penalty	Total	Prison ¹	Jail	Jail/ Probation ²	Probation ²	Other ³
GRAND TOTAL			39,598	8,509	8,291	11,906	10,443	449
%				22%	21%	30%	26%	1%
VIOLATIONS			33,776	8,126	7,269	10,334	7,649	398
ATTEMPTS			5,822	383	1,022	1,572	2,794	51
750.413	Motor Vehicle - Unlawful Drive Away	5 ATTEMPTS	942	284	186	295	173	4
750.414	Motor Vehicle - Unlawful Use	2 ATTEMPTS	246	26	65	73	82	
750.4151	Motor Vehicles - Conceal/Misrep. Identity w/out Intent to Mislead	4 ATTEMPTS	569	62	172	187	143	5
750.4152	Motor Vehicle - Conceal/Misrep. Identity to Mislead	4 ATTEMPTS	60	1	17	18	24	
750.4155	Motor Vehicle - Possess/Deliver - ID Plates or Labels	4 ATTEMPTS	1				1	
750.416	Motor Vehicle - Tampering	MISD ATTEMPTS	16	3	1	7	5	
750.422	Perjury - Court Proceeding	LIFE ATTEMPTS	8			2	6	
750.422-A	Perjury - Court Proceeding, Capital Crime	LIFE ATTEMPTS	4			1	3	
750.422-B	Perjury - Court Proceeding	15 ATTEMPTS	1		1			
750.425-B	Perjury - Incite/Procure, Court Proceeding	5 ATTEMPTS	4		3		1	
750.439	Polygamy	4 ATTEMPTS	1				1	
750.448	Prostitution - Accost and Solicit	MISD ATTEMPTS	2	1		1		
750.449	Prostitution - Admitting to Place of	MISD ATTEMPTS	2	2				
750.451-B	Prostitution - 3rd Offense	2 ATTEMPTS	8		1	4	3	
750.451-C	Prostitution - 2nd Offense	MISD ATTEMPTS	2			2		
750.451-D	Prostitution - 3rd+ Offense	2 ATTEMPTS	2				2	
750.452	Prostitution - Keeping House of	5 ATTEMPTS	12		9	1	2	
750.457	Prostitution - Accept Earnings	20 ATTEMPTS	1			1		
750.478	Public Officer - Wilfull Neglect of Duty	MISD ATTEMPTS	20	3	12	4	1	
750.478A2	Public Officer - Attempt to Obstruct Official Duties	2 ATTEMPTS	2			1	1	
750.483	Sheriff - Refusing to Aid	MISD ATTEMPTS	2					
750.483A2A	Interfering w/ Crime Report	MISD ATTEMPTS	41	2	26	7	6	
750.483A6A	Tamper w/ Evidence	4 ATTEMPTS	4				4	
750.483A6B	Tamper w/ Evidence - Criminal Case Max >10 yr Term	10 ATTEMPTS	1				1	
			20	16		3	1	
			1				1	
			2			1	1	
			2					
			1		1			
			7			2	5	
			5	1	1	2	1	
			2			2		

NOTE: Be sure to check for related offense codes when examining a particular type of crime. They may or may not be in sequential order or even on the same page. Offenders may have multiple dispositions.

A2a 2004 Criminal Court Dispositions by Offense and Type of Disposition — Non-Assaultive Offenses

Page 17 of 20

				DISPOSITIONS					
		GRAND TOTAL	%	Total	Prison ¹	Jail	Jail/ Probation ²	Probation ²	Other ³
Compiled Laws	Offense	VIOLATIONS	ATTEMPTS	39,598	8,509	8,291	11,906	10,443	449
	Max. Penalty	5,822	383	22%	21%	30%	26%	1%	
750.49	Animals, Fighting, Baiting or Shooting	4	ATTEMPTS	1		1			
750.49-A	Animals - Fighting	4	ATTEMPTS	2				2	
750.49-B	Animals - Attend Fight	4	ATTEMPTS	1			1		
750.49-C	Animals - Fighting, Possess Equipment	4	ATTEMPTS	3			2	1	
750.492A1A	Medical Records - False Info on Chart by Health Care Provider	4	ATTEMPTS	1				1	
750.50	Animals - Abandoning/Cruelty	2	ATTEMPTS	3		1	1	1	
750.502D	Anhydrous Ammonia Container, Unauthorized Tampering	4	ATTEMPTS	9	1	4	3	1	
750.505-A	Obstruction of Justice	5	ATTEMPTS	2					
750.505-B	Accessory After the Fact to Felony	5	ATTEMPTS	15	2	3	7	3	
750.505-C	Common Law Offenses	5	ATTEMPTS	5		2	2	1	
750.508	Police Radio Receivers/Scanners, Possess	MISD	ATTEMPTS	101	25	13	24	39	
750.509	Police Radio Station - False Report	MISD	ATTEMPTS	15		4	3	8	
750.50B	Animals - Kill/Torture	4	ATTEMPTS	2		1	1		
750.535	Stolen Prop. - Receive & Conceal (Obsolete)	10	ATTEMPTS	5		2	2	1	
750.535-A	Stolen Prop. - Receive & Conceal, >\$100 (Obsolete)	5	ATTEMPTS	19	1	6	12		
750.535-B	Stolen Prop. - Receive & Conceal, <\$100 (Obsolete)	MISD	ATTEMPTS	3	1	1	1		1
750.5352A	Stolen Prop. - Receive & Conceal, \$20K or More	10	ATTEMPTS	6		6			
750.5352B	Stolen Prop. - Receive & Conceal, \$1K - <\$20K - 3rd+ Offense	10	ATTEMPTS	3		1	1		
750.5353A	Stolen Prop. - Receive & Conceal, \$1K - <\$20K	5	ATTEMPTS	13	2	8	1	2	
750.5353B	Stolen Prop. - Receive & Conceal, \$200 - <\$1K - 2nd+ Offense	5	ATTEMPTS	2		1	1		
750.5354A	Stolen Prop. - Receive & Conceal, \$200 - <\$1K	1	ATTEMPTS	1		1			
750.5355	Stolen Prop. - Receive & Conceal, Under \$200	MISD	ATTEMPTS	1					
750.5357	Stolen Prop. - Receive & Conceal, Motor Vehicle	5	ATTEMPTS	126	33	41	19	33	
750.535A	Motor Vehicles - Operate Chop Shop	10	ATTEMPTS	17	1	5		11	
				3	1	1	1		
				749	172	288	150	136	3
				138	14	52	33	38	1
				7	3	2	1	1	
				1				1	
				85		36	15	32	2
				2		1	1		
				32		22	3	5	2
				880	206	135	260	278	1
				431	6	64	81	280	
				22		16	2	4	
				6		5		1	

NOTE: Be sure to check for related offense codes when examining a particular type of crime. They may or may not be in sequential order or even on the same page. Offenders may have multiple dispositions.

A2a 2004 Criminal Court Dispositions by Offense and Type of Disposition — Non-Assaultive Offenses

Page 18 of 20

			DISPOSITIONS					
Compiled Laws	Offense	Max. Penalty	Total	Prison ¹	Jail	Jail/ Probation ²	Probation ²	Other ³
GRAND TOTAL			39,598	8,509	8,291	11,906	10,443	449
%				22%	21%	30%	26%	1%
VIOLATIONS			33,776	8,126	7,269	10,334	7,649	398
ATTEMPTS			5,822	383	1,022	1,572	2,794	51
750.535A2	Motor Vehicles - Operate Chop Shop	10 ATTEMPTS	24	1	10	4	9	
750.535B	Weapons - Firearms, Receive & Conceal	10 ATTEMPTS	70	19	8	25	17	1
750.539B	Eavesdropping - Trespassing for	MISD ATTEMPTS	19	5	1	8	5	
750.539C	Eavesdropping	2 ATTEMPTS	1				1	
750.539D	Eavesdropping - Install/Use	2 ATTEMPTS	4			1	3	
750.539F	Eavesdropping - Manufac/Possess Device	2 ATTEMPTS	37	3	1	23	10	
750.540	Telephone - Tap/Cut Lines	2 ATTEMPTS	4			3	1	
750.540C1	Telephone - Counterfeit Device Avoid Payment	4 ATTEMPTS	1			1		
750.540C2A	Telephone - Counterfeit Device Avoid Payment	4 ATTEMPTS	93	17	13	43	18	2
750.540C4	Telecommunications - Access Device Violations	4 ATTEMPTS	20		9	5	6	
750.540E	Telecommunications - Malicious Use	MISD ATTEMPTS	3	1	2			
750.540E1E	Telecommunications - Malicious Use, Repeatedly Calling and Hanging Up	MISD ATTEMPTS	2				2	
750.543M	Terrorism - False Report or Threat	20 ATTEMPTS	4			4		
750.552	Trespass	MISD ATTEMPTS	12		9	1	2	
750.92	Attempt Commit Crime	10 ATTEMPTS	1				1	
750540E1A	Telecommunications - Malicious Use, Threaten Harm of Person/Property	MISD ATTEMPTS	1		1			
752.10031	Health Care Fraud - False Claim	4 ATTEMPTS	18	1				1
752.10032	Health Care Fraud - Medically Unnecessary	4 ATTEMPTS	1		1			
752.10033	Health Care Fraud - False Statement	4 ATTEMPTS	7		2	5		
752.1005	Health Care Fraud - Conspiracy	10 ATTEMPTS	2				2	
752.10541	Copying Audio/Video Recordings for Gain - Misdemeanor	MISD ATTEMPTS	2				2	
752.10542	Copy Audio/Video for Gain - Felony	5 ATTEMPTS	2				2	
752.3651	Obscenity	MISD ATTEMPTS	1		1			
752.543	Unlawful Assembly	5 ATTEMPTS	1			1		

NOTE: Be sure to check for related offense codes when examining a particular type of crime. They may or may not be in sequential order or even on the same page. Offenders may have multiple dispositions.

A2a 2004 Criminal Court Dispositions by Offense and Type of Disposition — Non-Assaultive Offenses

Page 19 of 20

			DISPOSITIONS					
Compiled Laws	Offense	Max. Penalty	Total	Prison ¹	Jail	Jail/ Probation ²	Probation ²	Other ³
GRAND TOTAL			39,598	8,509	8,291	11,906	10,443	449
%				22%	21%	30%	26%	1%
VIOLATIONS			33,776	8,126	7,269	10,334	7,649	398
ATTEMPTS			5,822	383	1,022	1,572	2,794	51
752.796C	Computers - Use to Violate Theft Statute Over \$100	5 ATTEMPTS	2				2	
752.797	Computers - Fraudulent Access to Commit Crime	20 ATTEMPTS	1	1				
752.7971C1	Computers - Fraudulent Access, \$1K - <\$20K	5 ATTEMPTS	3		1	1	1	
752.7971D1	Computers - Fraudulent Access, \$20K or More	10 ATTEMPTS	1				1	
752.7972A	Computers - Unauthorized Access	5 ATTEMPTS	7				7	
752.7973A	Computers - Use to Commit Crime Max 1 Yr or Less	1 ATTEMPTS	2		1		1	
752.7973C	Computers - Use to Commit Crime Max 2 yrs - <4 yrs	4 ATTEMPTS	4	1	1		2	
752.7973D	Computers - Use to Commit Crime Max 4 yrs - <10 yrs	7 ATTEMPTS	1				1	
752.7973E	Computers - Use to Commit Crime Max 10 yrs - <20 yrs	10 ATTEMPTS	57	9	2	32	14	
752.7973F	Computers - Use to Commit Crime Max 20 yrs or More	20 ATTEMPTS	8	4		1	3	
752.7973F	Computers - Use to Commit Crime Max 20 yrs or More	20 ATTEMPTS	5	4		1		
752.811	Breaking & Entering - Coin Operated Device	3 ATTEMPTS	1				1	
752.811A	Breaking & Entering - Coin Operated Device	3 ATTEMPTS	96	10	25	45	16	
752.811B	Breaking & Entering - Possess Tool to Open Coin-Operated Device	3 ATTEMPTS	9	1	4	3	1	
752.811B	Breaking & Entering - Possess Tool to Open Coin-Operated Device	3 ATTEMPTS	2	1			1	
764.15B	Injunction Order - Violation of	MISD ATTEMPTS	2		1	1		
767A.91A	Prosecutor's Investigative Perjury	15 ATTEMPTS	1			1		
767A.91B	Prosecutor's Investigative Subpoena Perjury	LIFE ATTEMPTS	1		1			
769.10	Habitual Offender - 2nd Offense	LIFE ATTEMPTS	11		9	1	1	
769.11	Habitual Offender - 3rd Offense	LIFE ATTEMPTS	11		8	1	2	
769.12	Habitual Offender - 4th Offense	LIFE ATTEMPTS	9		6	1	2	
800.2811	Prisons - Furnish Contraband to Prisoner in Prison	5 ATTEMPTS	6		1	3	2	
800.2813	Prisons - Bring Contraband Into Prison	5 ATTEMPTS	3	1		2		
800.2814	Prisons - Prisoner Possessing Contraband	5 ATTEMPTS	17	9	4	2	2	
800.2814	Prisons - Prisoner Possessing Contraband	5 ATTEMPTS	7	2	5			
800.2834	Prisons - Prisoner Possessing Weapon	5 ATTEMPTS	36	32	2	1		1
800.2834	Prisons - Prisoner Possessing Weapon	5 ATTEMPTS	5	4	1			
801.2621A	Jails - Bring Weapon Into	5 ATTEMPTS	41	37				4
801.2621A	Jails - Bring Weapon Into	5 ATTEMPTS	9	9				
801.2621A	Jails - Bring Weapon Into	5 ATTEMPTS	1			1		

NOTE: Be sure to check for related offense codes when examining a particular type of crime. They may or may not be in sequential order or even on the same page. Offenders may have multiple dispositions.

A2a 2004 Criminal Court Dispositions by Offense and Type of Disposition — Non-Assaultive Offenses

Page 20 of 20

GRAND TOTAL		
%		
VIOLATIONS		
ATTEMPTS		
Compiled Laws	Offense	Max. Penalty
801.2621B	Jails - Furnishing Weapon to Prisoner	5 ATTEMPTS
801.2622	Jails - Prisoner Possess Weapon	5 ATTEMPTS
801.2631	Jails - Furnish Contraband to Prisoner	5 ATTEMPTS
801.2632	Jails - Prisoner Possessing Contraband	5 ATTEMPTS

DISPOSITIONS					
Total	Prison ¹	Jail	Jail/ Probation ²	Probation ²	Other ³
39,598	8,509 22%	8,291 21%	11,906 30%	10,443 26%	449 1%
33,776	8,126	7,269	10,334	7,649	398
5,822	383	1,022	1,572	2,794	51
1				1	
6	4	1	1		
2	1		1		
5		2	2	1	
2	1	1			
18	6	9	2	1	
9	1	3	4	1	

NOTE: Be sure to check for related offense codes when examining a particular type of crime. They may or may not be in sequential order or even on the same page. Offenders may have multiple dispositions.

¹ Includes HYTA Prison

² Includes Delayed and Suspended Sentences, HYTA Probation, and SAI Probation

³ Includes Restitution, Fines, Costs, Community Service and DHS sentences

SOURCE: OMNI BIR Extract

A2b 2004 Criminal Court Dispositions by Offense and Type of Disposition — Drug Offenses

Page 1 of 4

			DISPOSITIONS					
Compiled Laws	Offense	Max. Penalty	Total	Prison ¹	Jail	Jail/ Probation ²	Probation ²	Other ³
GRAND TOTAL			18,774	2,660	4,228	5,520	6,217	149
%				14%	23%	29%	33%	1%
VIOLATIONS			16,106	2,534	3,725	4,744	4,968	135
ATTEMPTS			2,668	126	503	776	1,249	14
333.17766B	Contr. Sub. - Drugs, Obtain by False Representation	MISD ATTEMPTS	1			1		
333.17766C	Contr. Sub. - Drugs, Falsely Make/Utter/Publish/Pass/Alter/Forge Rx	2 ATTEMPTS	4		1		3	
333.17766C1	Contr. Sub. - Ephedrine/Pseudoephedrine Posses >12 grams	2 ATTEMPTS	16	2	3	3	8	
333.17766D	Contr. Sub. - Drugs, Knowingly Posses False/Forged/Altered Rx	MISD ATTEMPTS	4		1		3	
333.17766E	Contr. Sub. - Drugs, Knowingly Attempts to Possess False/Forged/Altered Rx	MISD ATTEMPTS	5		4		1	
333.17766F	Contr. Sub. - Drugs, Possess/Control Rx for Purpose of Resale/Dispensory	MISD ATTEMPTS	1			1		
333.5102	Unlawful Possession of Certain Drugs	MISD ATTEMPTS	1		1			
333.73413	Contr. Sub. - Imitation Mfg/Distribution	2 ATTEMPTS	113	16	44	34	19	
333.7401	Contr. Sub. - Delivery/Manufacture	LIFE ATTEMPTS	2				2	
333.74012A	Contr. Sub. - Del/Mfg (Narcotic or Cocaine)	LIFE ATTEMPTS	1		1			
333.74012A1	Contr. Sub. - Del/Mfg 1,000+ Grams (Narc. or Cocaine)	LIFE ATTEMPTS	1		1			
333.74012A2	Contr. Sub. - Del/Mfg 450 - 999 Grams (Narc. or Cocaine)	30 ATTEMPTS	10		7	1	2	
333.74012A3	Contr. Sub. - Del/Mfg 50 - 449 Grams (Narc. or Cocaine)	20 ATTEMPTS	1		1			
333.74012A4	Contr. Sub. - Del/Mfg Under 50 Grams (Narc. or Cocaine)	20 ATTEMPTS	18	16	1			1
333.74012B	Contr. Sub. - Del/Mfg (Sched. 1-3), Meth/Ecstasy	20 ATTEMPTS	33	31			2	
333.74012B-A	Contr. Sub. - Del/Mfg (Sched. 1-3), Except Marijuana	7 ATTEMPTS	187	173	4	3	7	
333.74012B-B	Contr. Sub. - Del/Mfg (Subs added Sched. 1-3 by Rule)	7 ATTEMPTS	5	2	1	2		
333.74012B1	Contr. Sub. - Del/Mfg Meth/Ecstasy	20 ATTEMPTS	2,766	977	411	804	563	11
333.74012C	Contr. Sub. - Del/Mfg (Sched. 4, or Added by Rule)	4 ATTEMPTS	980	77	147	295	456	5
333.74012C-A	Contr. Sub. - Del/Mfg (Sched. 4)	4 ATTEMPTS	1	1				
333.74012C-B	Contr. Sub. - Del/Mfg (Added to Sched. 4 by Board Rule)	4 ATTEMPTS	173	35	26	71	40	1
333.74012D	Contr. Sub. - Del/Mfg (Sched. 5)	2 ATTEMPTS	20		7	2	11	
333.74012D1	Contr. Sub. - Del/Mfg 45 or More Kilograms Marijuana	15 ATTEMPTS	7	1		2	4	
333.74012D2	Contr. Sub. - Del/Mfg 5 to <45 Kilograms Marijuana	7 ATTEMPTS	2	1			1	
			157	81	7	35	26	8
			11	3		6	2	
			2		1	1		
			31	2	12	13	4	
			3		1	1	1	
			1			1		
			2			1	1	
			9		3	2	4	
			1		1			
			28	17	1	5	4	1
			6	1		1	4	
			120	3	23	53	41	
			6		2	3	1	

NOTE: Be sure to check for related offense codes when examining a particular type of crime. They may or may not be in sequential order or even on the same page. Offenders may have multiple dispositions.

A2b 2004 Criminal Court Dispositions by Offense and Type of Disposition — Drug Offenses

Page 2 of 4

				DISPOSITIONS					
Compiled Laws		Offense	Max. Penalty	Total	Prison ¹	Jail	Jail/ Probation ²	Probation ²	Other ³
GRAND TOTAL				18,774	2,660	4,228	5,520	6,217	149
%					14%	23%	29%	33%	1%
VIOLATIONS				16,106	2,534	3,725	4,744	4,968	135
ATTEMPTS				2,668	126	503	776	1,249	14
333.74012D3	Contr. Sub. - Del/Mfg	Marijuana	4	2,697	268	482	921	1,005	21
			ATTEMPTS	484	5	84	151	240	4
333.74012E	Prescription Forms/Official - Del/Mfg/	Intent	20	3		3			
			ATTEMPTS						
333.74012F	Prescription Forms - Del/Mfg/	Intent	7	15		1	9	5	
			ATTEMPTS	1		1			
333.7401B3B	Contr. Sub. - Possess	GBL	2	2	1			1	
			ATTEMPTS						
333.7401C2A	Contr. Sub. - Operate/Maintain Lab		10	179	56	27	61	34	1
			ATTEMPTS	17	2	5	8	2	
333.7401C2B	Contr. Sub. - Operate/Maintain Lab	Near Minor	20	5	2		2	1	
			ATTEMPTS						
333.7401C2C	Contr. Sub. - Operate/Maintain Lab	Involving Hazardous Waste	20	19	12		4	3	
			ATTEMPTS	3			3		
333.7401C2D	Contr. Sub. - Operate/Maintain Lab	Near Specified Places	20	43	28	1	7	7	
			ATTEMPTS	4	2	1		1	
333.7401C2E	Contr. Sub. - Operate/Maintain Lab	Involving Firearm	25	2	2				
			ATTEMPTS						
333.7401C2F	Contr. Sub. - Operate/Maintain Lab	Involving Meth	20	29	18		1	10	
			ATTEMPTS	1		1			
333.74022A	Contr. Sub. - Create/Del./Intent	Counterfeit (Narcotic)	10	4	1	2		1	
			ATTEMPTS	2			1	1	
333.74022B	Contr. Sub. - Create/Del./Intent	Counterfeit (Sched. 1-3)	5	3			2	1	
			ATTEMPTS	1				1	
333.74022C	Contr. Sub. - Create/Del./Counterfeit	Sub. (Sched. 4)	4	1			1		
			ATTEMPTS						
333.74022D	Contr. Sub. - Create/Del./Counterfeit	Sub. (Sched. 5)	2	3		1	1	1	
			ATTEMPTS						
333.74022E	Contr. Sub. - Create/Deliver	Analogue	15	7			5	2	
			ATTEMPTS						
333.7403	Contr. Sub. - Possess	Marijuana	LIFE	2	1	1			
			ATTEMPTS						
333.74032A	Contr. Sub. - Possess		LIFE	2			2		
			ATTEMPTS	5	1	2	1	1	
333.74032A1	Contr. Sub. - Possess 1,000+	Grams (Narcotic)	LIFE	8	7			1	
			ATTEMPTS						
333.74032A2	Contr. Sub. - Possess 450 - 999	Grams (Narcotic)	30	1	1				
			ATTEMPTS	1		1			
333.74032A3	Contr. Sub. - Possess 50 - 449	Grams (Narcotic)	20	22	20	1		1	
			ATTEMPTS						
333.74032A4	Contr. Sub. - Possess 25 - 49	Grams (Narcotic)	4	35	4	4	12	15	
			ATTEMPTS	6			5	1	
333.74032A5	Contr. Sub. - Possess <25 Grams	(Narcotic)	4	5,168	507	1,482	1,412	1,744	23
			ATTEMPTS	883	22	199	219	441	2
333.74032B	Contr. Sub. - Possess	Analogues/Sched. 1-4	2	4				4	
			ATTEMPTS	1			1		
333.74032B-A	Contr. Sub. - Possess	Analogues/Sched. 1-4	2	520	26	107	180	205	2
			ATTEMPTS	29		3	15	11	

NOTE: Be sure to check for related offense codes when examining a particular type of crime. They may or may not be in sequential order or even on the same page. Offenders may have multiple dispositions.

A2b 2004 Criminal Court Dispositions by Offense and Type of Disposition — Drug Offenses

Page 3 of 4

			DISPOSITIONS					
Compiled Laws	Offense	Max. Penalty	Total	Prison ¹	Jail	Jail/ Probation ²	Probation ²	Other ³
	GRAND TOTAL		18,774	2,660	4,228	5,520	6,217	149
	%			14%	23%	29%	33%	1%
	VIOLATIONS		16,106	2,534	3,725	4,744	4,968	135
	ATTEMPTS		2,668	126	503	776	1,249	14
333.74032B-B	Contr. Sub. - Possess Analogues/Sched. 1-4	2 ATTEMPTS	43	3	8	18	14	
333.74032B1	Contr. Sub. - Possess Methamphetamine	10 ATTEMPTS	537	69	111	211	143	3
333.74032C-A	Contr. Sub. - Possess Sched. 5	1 ATTEMPTS	59	5	7	29	16	2
333.74032D	Contr. Sub. - Possess Marijuana	1 ATTEMPTS	4		1	2	1	
333.74032E	Prescription Forms - Possession	MISD ATTEMPTS	1,688	48	604	451	551	34
333.74032F	Prescription Forms - Possession	MISD ATTEMPTS	10		3	1	6	
333.74042	Controlled Substance - Possession	MISD ATTEMPTS	6		1	2	3	
333.74042A	Contr. Sub. - Use (Narcotic/Cocaine/Meth/Ecstasy)	1 ATTEMPTS	4			2	2	
333.74042B	Contr. Sub. - Use	1 ATTEMPTS	1		1			
333.74042D	Contr. Sub. - Use of Marijuana	MISD ATTEMPTS	270	2	118	53	85	12
333.7405A	Contr. Sub. - Licensee, Prescription Violations	2 ATTEMPTS	1		1			
333.7405D	Contr. Sub. - Maintain Drug House	2 ATTEMPTS	46		16	11	17	2
333.7405E	Contr. Sub. - Maintain Drug House	2 ATTEMPTS	1				1	
333.7406	Prescription Violation	MISD ATTEMPTS	24		13	2	8	1
333.74071A	Contr. Sub. - Licensee Distribute w/o Order Form	4 ATTEMPTS	2			2		
333.74071C	Contr. Sub. - Obtain by Fraud	4 ATTEMPTS	642	45	111	227	251	8
333.74071G	Contr. Sub. - Counterfeit Prescription Form	4 ATTEMPTS	18		7	5	6	
333.74072	Contr. Sub. - Fail to Keep Records	4 ATTEMPTS	4	1	2		1	
333.7407A-A	Contr. Sub. - Induce Person to Commit Felony	LIFE ATTEMPTS	1		1			
333.7407A-B	Contr. Sub. - Inducing Person to Violate - High Misdemeanor	4 ATTEMPTS	195	23	27	66	74	5
333.7407A1-A	Contr. Sub. - Attempt Felony	LIFE ATTEMPTS	78	1	21	21	34	1
333.7407AA	Contr. Sub. - Inducing Person to Violate - Life Felony	VAR ATTEMPTS	14		5	5	3	1
333.74101-A	Contr. Sub. - Deliver to Minor <50 Grams (Narcotic/Cocaine)	40 ATTEMPTS	1		1			
333.74101-B	Contr. Sub. - Deliver to Minor (Sched. 1-3, Except Marij./Coc.)	14 ATTEMPTS	2	1			1	

NOTE: Be sure to check for related offense codes when examining a particular type of crime. They may or may not be in sequential order or even on the same page. Offenders may have multiple dispositions.

A2b 2004 Criminal Court Dispositions by Offense and Type of Disposition — Drug Offenses

Page 4 of 4

			DISPOSITIONS					
			Total	Prison ¹	Jail	Jail/ Probation ²	Probation ²	Other ³
GRAND TOTAL			18,774	2,660	4,228	5,520	6,217	149
%				14%	23%	29%	33%	1%
VIOLATIONS			16,106	2,534	3,725	4,744	4,968	135
ATTEMPTS			2,668	126	503	776	1,249	14
Compiled Laws	Offense	Max. Penalty						
333.74101-D	Contr. Sub. - Delivery to Minor, Sched. 4 and Marijuana	8 ATTEMPTS	7 1	2	1 1	2	2	
333.74102	Contr. Sub. - Distribution w/o Remuneration (Marijuana)	60 ATTEMPTS	8		1	4	3	
333.74102-A	Contr. Sub. - Deliver <50 Grams, School Prop. (Narc/Cocaine)	60 ATTEMPTS	7	5			2	
333.74103	Contr. Sub. - Intent Deliver <50 Grams, School Prop (Narc.)	40 ATTEMPTS	6 1	6 1				
333.74104-A	Contr. Sub. - Possess on School/ Library Prop. (Narc./Coc.) <25 Grams	8 ATTEMPTS	3		2		1	
333.74104-D	Contr. Sub. - Possess Marijuana, on School/Library Property	2 ATTEMPTS	22		5	9	8	
333.7410A	Contr. Sub. - Deliver/Possess in Park	2 ATTEMPTS	1		1			
333.7413	Contr. Sub. - 2nd+ Offense	LIFE ATTEMPTS	1				1	
333.74132	Contr. Sub. - 2nd+ Offense - Double Penalty	VAR ATTEMPTS	64	14	23	21	6	
333.7454	Contr. Sub. - Sale of Paraphernalia	MISD ATTEMPTS	1		1			
335.07	Marihuana, Possession	MISD ATTEMPTS	5		2	1	2	

NOTE: Be sure to check for related offense codes when examining a particular type of crime. They may or may not be in sequential order or even on the same page. Offenders may have multiple dispositions.

¹ Includes HYTA Prison

² Includes Delayed and Suspended Sentences, HYTA Probation, and SAI Probation

³ Includes Restitution, Fines, Costs, Community Service and DHS sentences

SOURCE: OMNI BIR Extract

A2c 2004 Criminal Court Dispositions by Offense and Type of Disposition – Assaultive Offenses

Page 1 of 10

			DISPOSITIONS					
Compiled Laws	Offense	Max. Penalty	Total	Prison ¹	Jail	Jail/ Probation ²	Probation ²	Other ³
GRAND TOTAL			19,373	7,480	3,180	4,874	3,684	155
%				39%	16%	25%	19%	1%
VIOLATIONS			17,438	7,207	2,751	4,188	3,155	137
ATTEMPTS			1,935	273	429	686	529	18
257.601B2	Moving Violation - Injury in Work Zone	1 ATTEMPTS	2		1	1		
257.602A	Police Officer - Flee (Vehicle Code)	15 ATTEMPTS	2		1	1		
257.602A2	Police Officer - Flee - 4th Degree (Vehicle Code)	2 ATTEMPTS	379	56	114	135	71	3
257.602A3	Police Officer - Flee - 3rd Degree (Vehicle Code)	4 ATTEMPTS	32	1	7	12	12	
257.602A3-A	Police Officer - Flee - 3rd Degree (Vehicle Code)	5 ATTEMPTS	12	3	2	3	4	
257.602A3-A	Police Officer - Flee - 3rd Degree (Vehicle Code)	5 ATTEMPTS	1			1		
257.602A4-A	Police Officer - Flee - 2nd Degree (Vehicle Code)	10 ATTEMPTS	802	240	131	241	190	
257.602A4-A	Police Officer - Flee - 2nd Degree (Vehicle Code)	10 ATTEMPTS	52	4	18	13	17	
257.602A5	Police Officer - Flee - 1st Degree (Vehicle Code)	15 ATTEMPTS	36	24	6	1	5	
257.602A5	Police Officer - Flee - 1st Degree (Vehicle Code)	15 ATTEMPTS	3		1	2		
257.617	Fail to Stop at Accident - Serious Impairment/Death	5 ATTEMPTS	2	2				
257.6173	Fail to Stop at Accident - At Fault Death Result	15 ATTEMPTS	57	20	5	19	13	
257.6173	Fail to Stop at Accident - At Fault Death Result	15 ATTEMPTS	2		1		1	
257.6254	Operating Vehicle Intoxicated, Causing Death	15 ATTEMPTS	11	10			1	
257.6254A	Operating Vehicle Intoxicated, Causing Death	15 ATTEMPTS	47	36	1	8		2
257.6254A	Operating Vehicle Intoxicated, Causing Death	15 ATTEMPTS	4	2		2		
257.6255-A	Operating Vehicle Intoxicated, Causing Serious Injury	5 ATTEMPTS	2			2		
257.626C	Driving - Felonious	2 ATTEMPTS	147	45	6	78	17	1
257.626C	Driving - Felonious	2 ATTEMPTS	6			3	3	
257.653A3	Emergency Vehicle - Careless Passing Injury Result	2 ATTEMPTS	32	6	1	14	11	
257.653A3	Emergency Vehicle - Careless Passing Injury Result	2 ATTEMPTS	2			1	1	
257.9044	Operate - License Susp./Rev./Denied, Causing Death	15 ATTEMPTS	1			1		
257.9044	Operate - License Susp./Rev./Denied, Causing Death	15 ATTEMPTS	10	9		1		
257.9045	Operate - License Susp./Rev./Denied, Causing Serious Injury	5 ATTEMPTS	21	15		5		1
257.9047-A	Allow Suspended Person to Operate, Causing Serious Injury	2 ATTEMPTS	1			1		
257.9047-B	Allow Suspended Person to Operate Vehicle, Causing Death	5 ATTEMPTS	1			1		
287.3232	Dangerous Animal, Causing Serious Injury	4 ATTEMPTS	2		1		1	
324.80172	Marine Safety, Negligence Cause Injury/Death	2 ATTEMPTS	1		1			
324.801764	Marine Safety, Operating Under Influence, Death	15 ATTEMPTS	1	1				
324.801765	Marine Safety, Operating Under Influence, Serious Injury	5 ATTEMPTS	1	1				
324.811348	ORV - OUIL Cause Serious Injury	5 ATTEMPTS	1			1		
324.82126C1	Snowmobiles - Negligent Operation, Causing Injury/Death	2 ATTEMPTS	1			1		

NOTE: Be sure to check for related offense codes when examining a particular type of crime. They may or may not be in sequential order or even on the same page. Offenders may have multiple dispositions.

A2c 2004 Criminal Court Dispositions by Offense and Type of Disposition — Assaultive Offenses

Page 2 of 10

			DISPOSITIONS					
Compiled Laws	Offense	Max. Penalty	Total	Prison ¹	Jail	Jail/ Probation ²	Probation ²	Other ³
GRAND TOTAL			19,373	7,480	3,180	4,874	3,684	155
%				39%	16%	25%	19%	1%
VIOLATIONS			17,438	7,207	2,751	4,188	3,155	137
ATTEMPTS			1,935	273	429	686	529	18
324.821582	Snowmobiles - Flee and Elude	MISD	1		1			
		ATTEMPTS						
333.217711	Nursing Homes - Abuse of Patient	MISD	1			1		
		ATTEMPTS						
333.5210	AIDS - Sexual Penetration w/ Uninformed Partner	4	3	1		1	1	
		ATTEMPTS	2			1	1	
436.17012	Alcohol - Sell/Furnish to Minor, Causing Death	10	1			1		
		ATTEMPTS						
722.675	Distribute Obscene Matter to Children	2	9	5			4	
		ATTEMPTS	1		1			
750.10A	Sexually Delinquent Person	LIFE	25	10	2	10	3	
		ATTEMPTS	1	1				
750.110A2	Home Invasion - 1st Degree	20	546	406	21	57	59	3
		ATTEMPTS	131	27	13	46	44	1
750.1227B	Witness - Bribe/Intimidate/ Interfere	10	10	5		2	3	
		ATTEMPTS						
750.1227C	Witness - Intimidate/Threaten to Kill or Injure	15	6	4		2		
		ATTEMPTS	3			1	2	
750.1228	Witness - Retaliate Against	10	1			1		
		ATTEMPTS	1	1				
750.13	Entice Female Under 16 for Immoral Purposes	10	1	1				
		ATTEMPTS						
750.135	Children - Abandonment	10						
		ATTEMPTS	1			1		
750.136B2	Child Abuse - 1st Degree	15	25	19	2	3	1	
		ATTEMPTS	3	3				
750.136B3	Child Abuse - 2nd Degree	4	83	15	13	36	18	1
		ATTEMPTS	9	1	2	4	2	
750.136B4	Child Abuse - 3rd Degree	2	146	9	25	53	59	
		ATTEMPTS	5		2	2	1	
750.136B5	Child Abuse - 4th Degree	1	74		15	20	39	
		ATTEMPTS						
750.145	Children - Contribute to Delinquency	MISD	51	1	23	12	15	
		ATTEMPTS						
750.145A	Accost/Solicit Child for Immoral Purposes	1	6	3	1	1	1	
		ATTEMPTS						
750.145A-A	Children - Accost for Immoral Purposes	4	82	25	6	29	22	
		ATTEMPTS	8	3		5		
750.145C2	Child Sexually Abusive Activity	20	38	32		4	2	
		ATTEMPTS	6	1		4	1	
750.145C3	Child Sexually Abusive Activity, Promote or Distribute	7	34	17		12	5	
		ATTEMPTS						
750.145C4	Child Sexually Abusive Material, Possess	4	14	4	4	2	4	
		ATTEMPTS						
750.145C4-A	Child Sexually Abusive Material, Possess	4	90	22	7	40	21	
		ATTEMPTS	5			4	1	
750.145D2	Computer/Internet - Communicate w/Other to Commit Crime	20	2			2		
		ATTEMPTS						

NOTE: Be sure to check for related offense codes when examining a particular type of crime. They may or may not be in sequential order or even on the same page. Offenders may have multiple dispositions.

A2c 2004 Criminal Court Dispositions by Offense and Type of Disposition — Assaultive Offenses

Page 3 of 10

			DISPOSITIONS					
Compiled Laws	Offense	Max. Penalty	Total	Prison ¹	Jail	Jail/ Probation ²	Probation ²	Other ³
GRAND TOTAL			19,373	7,480	3,180	4,874	3,684	155
%				39%	16%	25%	19%	1%
VIOLATIONS			17,438	7,207	2,751	4,188	3,155	137
ATTEMPTS			1,935	273	429	686	529	18
750.145D2B	Computer/Internet - Plan Crime w/ Other, Max 1 - <2 yrs	2 ATTEMPTS	5 1	1 1	1	1	2	
750.145D2C	Computer/Internet - Plan Crime w/ Other, Max 2 - <4 yrs	4 ATTEMPTS	16 1	6 1	1	2	7	
750.145D2D	Computer/Internet - Plan Crime w/ Other, Max 4 - <10 yrs	10 ATTEMPTS	21	8		4	9	
750.145D2E	Computer/Internet - Plan Crime w/ Other, Max 10 - <15 yrs	15 ATTEMPTS	1				1	
750.145D2F	Computer/Internet - Plan Crime w/ Other, Max 15+ yrs	20 ATTEMPTS	42	24	1	12	5	
750.145N2	Vulnerable Adult Abuse - 2nd Degree	4 ATTEMPTS	4			3	1	
750.145N3	Vulnerable Adult Abuse - 3rd Degree	2 ATTEMPTS	2			1	1	
750.157B2	Homicide - Solicitation of Murder	LIFE ATTEMPTS	4	4				
750.157C	Minors - Induce to Commit Felony	VAR ATTEMPTS	2 1	1		1 1		
750.158	Sodomy	15 ATTEMPTS	1 2		1 1		1	
750.1671F	Disorderly Person - Obscene Conduct	MISD ATTEMPTS	8		3	2	2	1
750.197C	Escape - From Jail Through Violence or Assault Prison Employee	4 ATTEMPTS	2 1	1 1		1		
750.197C-A	Assault of Prison Employee	4 ATTEMPTS	74 7	53 4	11 1	5 2	5	
750.197C-B	Escape - From Jail Through Violence	4 ATTEMPTS	1	1				
750.200I1A	Harmful Devices - Unlawful Possession/Use	15 ATTEMPTS	2		1		1	
750.200J1B	Harmful Devices - Imitation/Irritants, Prop. Damage	5 ATTEMPTS	1				1	
750.2042B	Explosives - Send w/Intent Injure/Destroy, Cause Prop. Damage	20 ATTEMPTS	1			1		
750.204A	Explosives - Send w/Intent to Frighten	5 ATTEMPTS	3			2	1	
750.2072B	Explosives - Place Near Property Cause Property Damage	20 ATTEMPTS	4	1		2	1	
750.209	Explosives - Place w/Intent	LIFE ATTEMPTS	1		1			
750.209-B	Explosives - Place w/Intent to Alarm	5 ATTEMPTS	1		1			
750.2102A	Explosives - Possess Bomb w/Unlawful Intent	15 ATTEMPTS	2	1			1	
750.2102B	Explosives - Possess Bomb w/Unlawful Intent, Cause Prop. Damage	20 ATTEMPTS	1 1		1		1	
750.211A2A	Explosives - Mfg/Possess Explosive/Other w/Malicious Intent	15 ATTEMPTS	3 1	2	1			1

NOTE: Be sure to check for related offense codes when examining a particular type of crime. They may or may not be in sequential order or even on the same page. Offenders may have multiple dispositions.

A2c 2004 Criminal Court Dispositions by Offense and Type of Disposition — Assaultive Offenses

Page 4 of 10

			DISPOSITIONS					
Compiled Laws	Offense	Max. Penalty	Total	Prison ¹	Jail	Jail/ Probation ²	Probation ²	Other ³
	GRAND TOTAL		19,373	7,480	3,180	4,874	3,684	155
	%			39%	16%	25%	19%	1%
	VIOLATIONS		17,438	7,207	2,751	4,188	3,155	137
	ATTEMPTS		1,935	273	429	686	529	18
750.211A2B	Explosives - Mfg/Possess Molotov Cocktail/Other w/Prop. Damage	20 ATTEMPTS	1	1				
750.213	Extortion	20 ATTEMPTS	24	16		4	4	
			5	1	1	1	2	
750.224D2	Weapons - Dangerous Weapon, Self-Defense Spray	2 ATTEMPTS	12	2	2	4	4	
			2		1		1	
750.233	Weapons - Firearms, Aim w/o Malice	MISD ATTEMPTS	6		1		5	
750.234	Weapons - Firearms, Discharge/Aim w/o Malice and Injury	1 ATTEMPTS	13	1	2	4	6	
750.234A	Weapons - Firearms, Discharge from Vehicle	4 ATTEMPTS	26	11	3	9	3	
750.234B	Weapons - Firearms, Discharge in/at Bldg.	4 ATTEMPTS	61	24	12	15	10	
			4	1	1	1	1	
750.235	Weapons - Firearms, Discharge/Aim w/o Malice but w/Injury	1 ATTEMPTS	4				4	
750.237	Weapons - Firearms - Under the Influence Causing Serious Impairment	5 ATTEMPTS	52		22	13	14	3
750.2373	Weapons - Firearms, Discharge OUIL Cause Impairment	5 ATTEMPTS	1				1	
750.316	Homicide	LIFE ATTEMPTS	5	5				
750.316-A	Homicide - Murder 1st Degree, Premeditated	LIFE ATTEMPTS	88	87				1
750.316-B	Homicide - Felony Murder	LIFE ATTEMPTS	60	60				
750.316-C	Homicide - Open Murder, Statutory Short Form	LIFE ATTEMPTS	20	20				
750.317	Homicide - Murder 2nd Degree	LIFE ATTEMPTS	193	192				1
			2	2				
750.321	Homicide - Manslaughter	15 ATTEMPTS	13	5		7	1	
750.321-A	Homicide - Manslaughter, Statutory Short Form	15 ATTEMPTS	38	35		2	1	
750.321-C	Homicide - Manslaughter, Involuntary	15 ATTEMPTS	33	27		5	1	
			1	1				
750.321-E	Homicide - Manslaughter w/ Motor Vehicle	15 ATTEMPTS	20	17		3		
			2	1		1		
750.322	Homicide - Willful Killing of Unborn Child	15 ATTEMPTS	3	3				
750.324	Homicide - Negligent Homicide	2 ATTEMPTS	97	9	5	41	42	
			6			2	4	
750.329	Homicide - Manslaughter, Death w/ Weapon, Aim w/o Malice	15 ATTEMPTS	2	2				
750.329A	Suicide - Assisting	5 ATTEMPTS	2	1			1	
750.335	Lewd and Lascivious Conduct	1 ATTEMPTS	3		1	1	1	

NOTE: Be sure to check for related offense codes when examining a particular type of crime. They may or may not be in sequential order or even on the same page. Offenders may have multiple dispositions.

A2c 2004 Criminal Court Dispositions by Offense and Type of Disposition — Assaultive Offenses

Page 5 of 10

			DISPOSITIONS					
Compiled Laws	Offense	Max. Penalty	Total	Prison ¹	Jail	Jail/ Probation ²	Probation ²	Other ³
	GRAND TOTAL		19,373	7,480	3,180	4,874	3,684	155
	%			39%	16%	25%	19%	1%
	VIOLATIONS		17,438	7,207	2,751	4,188	3,155	137
	ATTEMPTS		1,935	273	429	686	529	18
750.335A	Indecent Exposure (Sexually Delinquent Person)	1 ATTEMPTS	58 3	4	21 1	16 1	13 1	4
750.338	Gross Indecency Between Males, Commit/Procure	5 ATTEMPTS	1 4	1	3			
750.338A	Gross Indecency Between Females, Commit/Procure	5 ATTEMPTS	1			1		
750.338B	Gross Indecency Between Male & Female, Commit/Procure	5 ATTEMPTS	21 5	6	2 1	10 1	3 3	
750.349	Kidnapping	LIFE ATTEMPTS	55 15	55 6	5	4		
750.350	Kidnapping - Child Enticement	LIFE ATTEMPTS	1 1	1 1				
750.350A1	Kidnapping - Custodial Interference	1 ATTEMPTS	16 2	1	3	3 1	9 1	
750.377B	Malicious Destruction Fire/Police Property	4 ATTEMPTS	222 67	56 3	47 17	65 25	52 22	2
750.377C	School Bus - Intentional Damage	5 ATTEMPTS	1				1	
750.394	Throw Objects at Trains/Cars	15 ATTEMPTS	1				1	
750.3942D	Throw Objects at Trains/Cars, Causing Serious Impairment	10 ATTEMPTS	4	4				
750.397	Mayhem	10 ATTEMPTS	2 1	1		1 1		
750.397A	Food - Place Harmful Objects In	10 ATTEMPTS	2				2	
750.411H	Stalking	1 ATTEMPTS	51 1		19 1	15	17	
750.411H2B	Stalking a Minor	5 ATTEMPTS	3 1			3 1		
750.411I	Stalking - Aggravated	5 ATTEMPTS	203 13	61 3	22 3	57 3	62 4	1
750.411I2B	Stalking a Minor - Aggravated	10 ATTEMPTS	2 1	1		1	1	
750.411S2A	Unlawful Posting Message	2 ATTEMPTS	7	1	1	1	4	
750.411S2B	Unlawful Posting Message w/ Aggravating Circumstances	5 ATTEMPTS	1				1	
750.4362A	Poisoning - Food/Drink/Medicine/Water	15 ATTEMPTS	4	1		2	1	
750.455	Prostitution - Pandering	20 ATTEMPTS	16	14	1	1		
750.459	Prostitution - Transport Female (perhaps compel)	20 ATTEMPTS	19 2	17	1		2 1	
750.479	Public Officer - Assault/Obstruct	20 ATTEMPTS	70 16	3	42 9	17 2	8 5	
750.479-A	Police Officer/Public Officer - Resist/Obstruct	2 ATTEMPTS	3 1	1 1	2			

NOTE: Be sure to check for related offense codes when examining a particular type of crime. They may or may not be in sequential order or even on the same page. Offenders may have multiple dispositions.

A2c 2004 Criminal Court Dispositions by Offense and Type of Disposition — Assaultive Offenses

Page 6 of 10

			DISPOSITIONS					
Compiled Laws	Offense	Max. Penalty	Total	Prison ¹	Jail	Jail/ Probation ²	Probation ²	Other ³
GRAND TOTAL			19,373	7,480	3,180	4,874	3,684	155
%				39%	16%	25%	19%	1%
VIOLATIONS			17,438	7,207	2,751	4,188	3,155	137
ATTEMPTS			1,935	273	429	686	529	18
750.479-B	Police Officer/Public Officer - Resist/Obstruct	2 ATTEMPTS	158	51	72	18	16	1
750.4792	Public Officer - Assault/Obstruct	2 ATTEMPTS	23		13	2	8	
750.4793	Public Officer - Assault/Obstruct Cause Injury	4 ATTEMPTS	25	5	10	6	3	1
750.479A	Police Officer - Flee (Penal Code)	15 ATTEMPTS	3			2	1	
750.479A-B	Peace Officer - Resist Arrest Injury Inflicted	2 ATTEMPTS	3	1	2			
750.479A2	Police Officer - Flee (Penal Code) 4th Degree	2 ATTEMPTS	1		1			
750.479A3	Police Officer - Flee (Penal Code) 3rd Degree	5 ATTEMPTS	2	1	1			
750.479A4-A	Police Officer - Flee (Penal Code) 2nd Degree	10 ATTEMPTS	301	43	76	108	73	1
750.479AA	Police Officer - Flee (Penal Code)	1 ATTEMPTS	23		9	6	8	
750.479B	Peace Officer - Disarm	10 ATTEMPTS	553	206	125	133	85	4
750.479B2	Peace Officer - Disarm Firearm	10 ATTEMPTS	40	1	8	11	20	
750.483A2B	Interfere w/ Crime Report Threat to Kill/Injure	10 ATTEMPTS	18	14	2	1	1	
750.483A4B	Interfere w/ Police Investigation Threat to Kill/Injure	10 ATTEMPTS	1	1				
750.511	Railroads - Block/Wreck Track	LIFE ATTEMPTS	4		3	1		
750.520	Rape	LIFE ATTEMPTS	2	1		1		
750.520B	CSC - 1st Degree - Multiple Variables	LIFE ATTEMPTS	76	75	1			
750.520B1A	CSC - 1st Degree - Person Under 13	LIFE ATTEMPTS	2	1		1		
750.520B1B	CSC - 1st Degree - Relationship	LIFE ATTEMPTS	259	255		1		3
750.520B1C	CSC - 1st Degree - During Felony	LIFE ATTEMPTS	14	3		11		
750.520B1D	CSC - 1st Degree - Accomplices	LIFE ATTEMPTS	99	99				
750.520B1E	CSC - 1st Degree - Weapon Used	LIFE ATTEMPTS	4	2		2		
750.520B1F	CSC - 1st Degree - Personal Injury	LIFE ATTEMPTS	19	19				
750.520C	CSC - 2nd Degree - Multiple Variables	15 ATTEMPTS	1	1				
750.520C1A	CSC - 2nd Degree - Person Under 13	15 ATTEMPTS	16	16				
			22	22				
			4	1		3		
			138	72	7	47	11	1
			22	9	1	11	1	
			531	354	12	127	34	4
			63	22	7	24	8	2

NOTE: Be sure to check for related offense codes when examining a particular type of crime. They may or may not be in sequential order or even on the same page. Offenders may have multiple dispositions.

A2c 2004 Criminal Court Dispositions by Offense and Type of Disposition — Assaultive Offenses

Page 7 of 10

			DISPOSITIONS					
Compiled Laws	Offense	Max. Penalty	Total	Prison ¹	Jail	Jail/ Probation ²	Probation ²	Other ³
	GRAND TOTAL		19,373	7,480	3,180	4,874	3,684	155
	%			39%	16%	25%	19%	1%
	VIOLATIONS		17,438	7,207	2,751	4,188	3,155	137
	ATTEMPTS		1,935	273	429	686	529	18
750.520C1B	CSC - 2nd Degree - Relationship	15	106	85		17	4	
	ATTEMPTS		21	3	3	9	6	
750.520C1C	CSC - 2nd Degree - During Felony	15	9	8	1			
	ATTEMPTS		1		1			
750.520C1D	CSC - 2nd Degree - Accomplices	15	3	2		1		
	ATTEMPTS		3	3				
750.520C1E	CSC - 2nd Degree - Weapon Used	15	3	2			1	
	ATTEMPTS							
750.520C1F	CSC - 2nd Degree - Personal Injury	15	22	14		7	1	
	ATTEMPTS		4		2	2		
750.520C1G	CSC - 2nd Degree - Injury to Incapacitated Victim	15	1			1		
	ATTEMPTS		1			1		
750.520C1H	CSC - 2nd Degree - Mentally Disabled Relationship	15	6	2		3	1	
	ATTEMPTS							
750.520C1L	CSC - 2nd Degree - Detained Juvenile	15	1	1				
	ATTEMPTS							
750.520D	CSC - 3rd Degree - Multiple Variables	15	100	87	2	7	2	2
	ATTEMPTS		20	3	6	10	1	
750.520D1A	CSC - 3rd Degree - Person 13-15	15	388	305	8	46	23	6
	ATTEMPTS		170	64	23	72	10	1
750.520D1B	CSC - 3rd Degree - Force/Coercion	15	93	81	1	4	1	6
	ATTEMPTS		29	5	6	17	1	
750.520D1C	CSC - 3rd Degree - Incapacitated Victim	15	14	13		1		
	ATTEMPTS		4		1	1	2	
750.520D1D	CSC - 3rd Degree - Incest	15	22	20				2
	ATTEMPTS							
750.520E	CSC - 4th Degree - Multiple Variables	2	156	16	33	83	24	
	ATTEMPTS		4		2		2	
750.520E1A	CSC - 4th Degree - Force/Coercion	2	278	40	57	113	68	
	ATTEMPTS		23	1	3	11	6	2
750.520E1A-A	CSC - 4th Degree - Victim 13-16	2	205	48	25	93	39	
	ATTEMPTS		2			1	1	
750.520E1B	CSC - 4th Degree - Incapacitated Victim	2	31	5	4	16	6	
	ATTEMPTS		2			2		
750.520E1C	CSC - 4th Degree - State Prisoner	2	4			4		
	ATTEMPTS							
750.520E1E-A	CSC - 4th Degree - Mental Health Professional	2	5			5		
	ATTEMPTS							
750.520E1F-A	CSC - 4th Degree - Student	2	1			1		
	ATTEMPTS							
750.520E1G	CSC - 4th Degree - Incest	2	18	4	2	7	5	
	ATTEMPTS							
750.520F	CSC - 2nd+ Offense	LIFE	5	5				
	ATTEMPTS							
750.520G1	CSC - Assault w/Intent to Commit Sexual Penetration	10	189	102	15	58	12	2
	ATTEMPTS		3		1	2		
750.520G2	CSC - 2nd Degree Assault	5	70	23	4	34	9	
	ATTEMPTS		2	1		1		

NOTE: Be sure to check for related offense codes when examining a particular type of crime. They may or may not be in sequential order or even on the same page. Offenders may have multiple dispositions.

A2c 2004 Criminal Court Dispositions by Offense and Type of Disposition — Assaultive Offenses

Page 8 of 10

			DISPOSITIONS					
Compiled Laws	Offense	Max. Penalty	Total	Prison ¹	Jail	Jail/ Probation ²	Probation ²	Other ³
GRAND TOTAL			19,373	7,480	3,180	4,874	3,684	155
%				39%	16%	25%	19%	1%
VIOLATIONS			17,438	7,207	2,751	4,188	3,155	137
ATTEMPTS			1,935	273	429	686	529	18
750.529	Robbery - Armed	LIFE	757	745	2	3	1	6
		ATTEMPTS	29	6	4	11	8	
750.529A	Carjacking	LIFE	81	77		3	1	
		ATTEMPTS	18	5	2	5	6	
750.530	Robbery - Unarmed	15	495	275	27	95	94	4
		ATTEMPTS	36	12	6	14	3	1
750.531	Bank Robbery/Safe Breaking	LIFE	1			1		
		ATTEMPTS						
750.531-A	Bank Robbery	LIFE	84	73		8	3	
		ATTEMPTS	1			1		
750.531-B	Safe Breaking	LIFE	41	30		10	1	
		ATTEMPTS	14	3		7	4	
750.532	Seduction	5	21	2	5	8	6	
		ATTEMPTS						
750.72	Arson - Dwelling House/ Curtilage	20	2	1	1			
		ATTEMPTS	1				1	
750.72-A	Arson - Dwelling House	20	38	24	1	3	10	
		ATTEMPTS	22	6	4	9	3	
750.72-B	Arson - Dwelling House/ Curtilage	20						
		ATTEMPTS	2			1	1	
750.73	Arson - Real Property	10	76	37	9	16	14	
		ATTEMPTS	6	2		2	2	
750.74	Arson - Personal Property, Over \$50	4	2		1	1		
		ATTEMPTS						
750.741A	Arson - Personal Property, <\$200	5	1				1	
		ATTEMPTS						
750.741B1	Arson - Personal Property, \$200 - <\$1K	1	8	1	2		5	
		ATTEMPTS	3				3	
750.741C1	Arson - Personal Property, \$1K - <\$20K	5	50	11	9	18	12	
		ATTEMPTS	8	1		3	4	
750.741D1	Arson - Personal Property, \$20K or More	10	11	1	3	2	5	
		ATTEMPTS	2				2	
750.74A	Arson - Personal Property, \$50 or Less	MISD	1					1
		ATTEMPTS						
750.74B	Arson - Personal Property, Over \$50	4	1		1			
		ATTEMPTS						
750.75	Arson - Insured Property	10	10	2	1	5	2	
		ATTEMPTS	1				1	
750.77	Arson - Preparation to Burn Property	10						
		ATTEMPTS	2		1		1	
750.771A1	Arson - Preparation to Burn Property, Less Than \$200	MISD	2			1	1	
		ATTEMPTS						
750.771B1	Arson - Preparation to Burn Property, \$200 - <\$1K	1	7		2		5	
		ATTEMPTS						
750.771C1	Arson - Preparation to Burn Property, \$1K - <\$20K	5	15	3	4	2	6	
		ATTEMPTS	4		1	1	2	
750.771D1	Arson - Preparation to Burn Property, \$20K or More	10	13	4	2	4	3	
		ATTEMPTS	6			3	3	

NOTE: Be sure to check for related offense codes when examining a particular type of crime. They may or may not be in sequential order or even on the same page. Offenders may have multiple dispositions.

A2c 2004 Criminal Court Dispositions by Offense and Type of Disposition — Assaultive Offenses

Page 9 of 10

			DISPOSITIONS					
Compiled Laws	Offense	Max. Penalty	Total	Prison ¹	Jail	Jail/ Probation ²	Probation ²	Other ³
GRAND TOTAL			19,373	7,480	3,180	4,874	3,684	155
%				39%	16%	25%	19%	1%
VIOLATIONS			17,438	7,207	2,751	4,188	3,155	137
ATTEMPTS			1,935	273	429	686	529	18
750.78	Arson - Woods/Prairies	4	5	1	2	1	1	
ATTEMPTS			1			1		
750.81	Asslt or Asslt and Battery	MISD	474	10	216	62	176	10
ATTEMPTS			2		2			
750.812	Domestic Violence	MISD	514	10	228	91	171	14
ATTEMPTS			9		1	1	7	
750.813	Domestic Violence - 2nd Offense	1	98	1	48	34	15	
ATTEMPTS			1		1			
750.814	Domestic Violence - 3rd Offense	2	369	72	95	150	52	
ATTEMPTS			7		4	2	1	
750.81A	Assault - Aggravated	1	313	3	104	68	134	4
ATTEMPTS			15		4	3	8	
750.81A2	Domestic Violence, Aggravated	1	76	2	26	21	27	
ATTEMPTS								
750.81A3	Domestic Violence, Aggravated - 2nd Offense	2	45	13	7	16	9	
ATTEMPTS								
750.81C2	Assault/Battery of DHS Employee	2	6	3		1	2	
ATTEMPTS								
750.81D1	Police Officer - Assault/Resist/Obstruct	2	2,017	399	523	677	400	18
ATTEMPTS			336	1	108	107	110	10
750.81D2	Police Officer - Assault/Resist/Obstruct, Causing Injury	4	156	45	23	46	40	2
ATTEMPTS			12	1	3	5	3	
750.81D3	Police Officer - Assault/Resist/Obstruct, Serious Impairment	15	3	2			1	
ATTEMPTS			2		1	1		
750.82	Felonious Assault	4	1,951	551	273	570	545	12
ATTEMPTS			380	25	99	128	127	1
750.822	Weapon-Free Schools - Assault w/ Dangerous Weapon	4	3	2		1		
ATTEMPTS								
750.83	Assault w/Intent to Murder	LIFE	191	188		2		1
ATTEMPTS								
750.84	Assault w/Intent to do Great Bodily Harm Less Than Murder	10	645	407	28	126	78	6
ATTEMPTS			33	12	2	15	4	
750.86	Assault w/Intent to Maim	10	2			2		
ATTEMPTS								
750.87	Assault w/Intent to Commit Felony	10	12	4	2	5	1	
ATTEMPTS			2		1	1		
750.88	Assault w/Intent to Rob While Unarmed	15	68	42	5	13	7	1
ATTEMPTS			4	1	2		1	
750.89	Assault w/Intent to Rob While Armed	LIFE	174	155	4	12	2	1
ATTEMPTS			2	2				
750.90BB	Assault - Pregnant Individual, Harm to Embryo/Fetus	10	1			1		
ATTEMPTS								
750.90DA	Pregnant Indiv. - Oper. Under Infl., Miscarriage/Stillbirth	15	1	1				
ATTEMPTS								
750.90E	Pregnant Indiv. - Negligent Operate MV, Miscarriage/Stillbirth	2	1			1		
ATTEMPTS								
750.91	Homicide - Attempted Murder	LIFE	1	1				
ATTEMPTS								

NOTE: Be sure to check for related offense codes when examining a particular type of crime. They may or may not be in sequential order or even on the same page. Offenders may have multiple dispositions.

A2c 2004 Criminal Court Dispositions by Offense and Type of Disposition — Assaultive Offenses

Page 10 of 10

Compiled Laws	Offense	Max. Penalty
		GRAND TOTAL
		%
		VIOLATIONS
		ATTEMPTS
752.191	Felonious Driving	2 ATTEMPTS
752.541	Riot	10 ATTEMPTS
752.542	Riot - Inciting	10 ATTEMPTS
752.861	Weapons - Firearms, Careless Use Cause Injury/Death	2 ATTEMPTS
752.862-B	Weapons - Firearms, Careless Use Prop. Damage Over \$50	1 ATTEMPTS
752.863A	Weapons - Firearms, Reckless Use	MISD ATTEMPTS

DISPOSITIONS					
Total	Prison ¹	Jail	Jail/ Probation ²	Probation ²	Other ³
19,373	7,480 39%	3,180 16%	4,874 25%	3,684 19%	155 1%
17,438	7,207	2,751	4,188	3,155	137
1,935	273	429	686	529	18
9	2	3	4		
3	3				
1				1	
2				2	
13	1		7	5	
2		1	1		
3			3		
35	1	12	8	14	

NOTE: Be sure to check for related offense codes when examining a particular type of crime. They may or may not be in sequential order or even on the same page. Offenders may have multiple dispositions.

¹ Includes HYTA Prison

² Includes Delayed and Suspended Sentences, HYTA Probation, and SAI Probation

³ Includes Restitution, Fines, Costs, Community Service and DHS sentences

SOURCE: OMNI BIR Extract

2003

A1 2003 Criminal Court Dispositions (Offenders) by FOA Region and County – All Offenses

Page 1 of 2

	Total	Prison ¹	Jail	Jail/ Probation	Probation ²	Other ³	Percents				
							Prison ¹	Jail	Jail/ Probation	Probation ²	Other ³
STATE TOTALS	54,482	11,934	7,112	17,985	17,090	361	21.9	13.1	33.0	31.4	.7
METROPOLITAN REGION TOTALS	26,906	5,088	3,261	6,987	11,468	102	18.9	12.1	26.0	42.6	.4
50 Macomb	3,615	522	636	897	1,538	22	14.4	17.6	24.8	42.5	.6
63 Oakland	6,447	1,405	1,219	2,634	1,155	34	21.8	18.9	40.9	17.9	.5
81 Washtenaw	1,201	211	257	223	501	9	17.6	21.4	18.6	41.7	.7
82 Wayne	15,643	2,950	1,149	3,233	8,274	37	18.9	7.3	20.7	52.9	.2
OUTSTATE REGION TOTALS	27,576	6,846	3,851	10,998	5,622	259	24.8	14.0	39.9	20.4	.9
01 Alcona	27	5	1	16	5		18.5	3.7	59.3	18.5	
02 Alger	47	3	23	18	3		6.4	48.9	38.3	6.4	
03 Allegan	481	161	69	204	44	3	33.5	14.3	42.4	9.1	.6
04 Alpena	114	23	11	50	29	1	20.2	9.6	43.9	25.4	.9
05 Antrim	88	39	2	44	3		44.3	2.3	50.0	3.4	
06 Arenac	27	10	4	11	2		37.0	14.8	40.7	7.4	
07 Baraga	19	11		5	3		57.9		26.3	15.8	
08 Barry	353	75	15	218	38	7	21.2	4.2	61.8	10.8	2.0
09 Bay	558	148	72	224	110	4	26.5	12.9	40.1	19.7	.7
10 Benzie	33	9		10	14		27.3		30.3	42.4	
11 Berrien	1,107	315	178	403	187	24	28.5	16.1	36.4	16.9	2.2
12 Branch	174	30	40	101	3		17.2	23.0	58.0	1.7	
13 Calhoun	1,109	261	235	320	276	17	23.5	21.2	28.9	24.9	1.5
14 Cass	292	65	79	118	28	2	22.3	27.1	40.4	9.6	.7
15 Charlevoix	87	22	16	47	2		25.3	18.4	54.0	2.3	
16 Cheboygan	135	30	13	64	23	5	22.2	9.6	47.4	17.0	3.7
17 Chippewa	150	38	41	50	21		25.3	27.3	33.3	14.0	
18 Clare	120	12	9	61	37	1	10.0	7.5	50.8	30.8	.8
19 Clinton	193	64	27	100	2		33.2	14.0	51.8	1.0	
20 Crawford	69	15	2	43	9		21.7	2.9	62.3	13.0	
21 Delta	156	18	27	88	22	1	11.5	17.3	56.4	14.1	.6
22 Dickinson	129	37	14	69	9		28.7	10.9	53.5	7.0	
23 Eaton	419	74	40	267	37	1	17.7	9.5	63.7	8.8	.2
24 Emmet	151	53	2	92	4		35.1	1.3	60.9	2.6	
25 Genesee	1,988	686	31	581	687	3	34.5	1.6	29.2	34.6	.2
26 Gladwin	115	20	13	64	18		17.4	11.3	55.7	15.7	
27 Gogebic	46	11	5	25	4	1	23.9	10.9	54.3	8.7	2.2
28 Grand Traverse	283	82	13	181	7		29.0	4.6	64.0	2.5	
29 Gratiot	121	54	4	63			44.6	3.3	52.1		
30 Hillsdale	158	62	16	69	10	1	39.2	10.1	43.7	6.3	.6
31 Houghton	66	5	9	36	16		7.6	13.6	54.5	24.2	
32 Huron	47	10	5	30	2		21.3	10.6	63.8	4.3	
33 Ingham	1,251	200	279	650	113	9	16.0	22.3	52.0	9.0	.7
34 Ionia	202	42	40	61	56	3	20.8	19.8	30.2	27.7	1.5
35 Iosco	75	17	12	44	2		22.7	16.0	58.7	2.7	
36 Iron	44	16	2	26			36.4	4.5	59.1		
37 Isabella	493	80	72	296	43	2	16.2	14.6	60.0	8.7	.4
38 Jackson	886	284	146	262	191	3	32.1	16.5	29.6	21.6	.3
39 Kalamazoo	1,779	241	454	149	920	15	13.5	25.5	8.4	51.7	.8
40 Kalkaska	118	33	5	72	5	3	28.0	4.2	61.0	4.2	2.5
41 Kent	3,118	847	522	649	1,033	67	27.2	16.7	20.8	33.1	2.1
42 Keweenaw	2		1	1				50.0	50.0		
43 Lake	97	14	7	75	1		14.4	7.2	77.3	1.0	
44 Lapeer	267	45	29	180	13		16.9	10.9	67.4	4.9	
45 Leelanau	54	14	4	36			25.9	7.4	66.7		
46 Lenawee	319	108	3	178	27	3	33.9	.9	55.8	8.5	.9
47 Livingston	677	191	74	276	134	2	28.2	10.9	40.8	19.8	.3
48 Luce	33	13	5	13	1	1	39.4	15.2	39.4	3.0	3.0

A1 2003 Criminal Court Dispositions (Offenders) by FOA Region and County – All Offenses

Page 2 of 2

	Total	Prison ¹	Jail	Jail/ Probation	Proba- tion ²	Other ³	Percents				
							Prison ¹	Jail	Jail/ Probation	Proba- tion ²	Other ³
STATE TOTALS	54,482	11,934	7,112	17,985	17,090	361	21.9	13.1	33.0	31.4	.7
(Cont'd.)											
OUTSTATE REGION TOTALS	27,576	6,846	3,851	10,998	5,622	259	24.8	14.0	39.9	20.4	.9
49 Mackinac	28	6	8	12	2		21.4	28.6	42.9	7.1	
51 Manistee	68	24		28	16		35.3		41.2	23.5	
52 Marquette	145	30	8	81	26		20.7	5.5	55.9	17.9	
53 Mason	140	24	5	110	1		17.1	3.6	78.6	.7	
54 Mecosta	179	46	7	107	19		25.7	3.9	59.8	10.6	
55 Menominee	59	11	7	40	1		18.6	11.9	67.8	1.7	
56 Midland	360	70	15	220	48	7	19.4	4.2	61.1	13.3	1.9
57 Missaukee	80	24	4	50	2		30.0	5.0	62.5	2.5	
58 Monroe	639	153	107	372	7		23.9	16.7	58.2	1.1	
59 Montcalm	267	89	18	145	15		33.3	6.7	54.3	5.6	
60 Montmorency	69	10	12	30	17		14.5	17.4	43.5	24.6	
61 Muskegon	1,386	494	105	675	111	1	35.6	7.6	48.7	8.0	.1
62 Newaygo	295	55	54	167	17	2	18.6	18.3	56.6	5.8	.7
64 Oceana	114	25	12	69	6	2	21.9	10.5	60.5	5.3	1.8
65 Ogemaw	81	20	11	32	18		24.7	13.6	39.5	22.2	
66 Ontonagon	11	2	4	4	1		18.2	36.4	36.4	9.1	
67 Osceola	94	25		67	2		26.6		71.3	2.1	
68 Oscoda	17	9	1	6	1		52.9	5.9	35.3	5.9	
69 Otsego	124	28	9	66	21		22.6	7.3	53.2	16.9	
70 Ottawa	910	124	177	290	294	25	13.6	19.5	31.9	32.3	2.7
71 Presque Isle	47	12	6	19	7	3	25.5	12.8	40.4	14.9	6.4
72 Roscommon	173	24	11	116	22		13.9	6.4	67.1	12.7	
73 Saginaw	1,341	390	142	332	458	19	29.1	10.6	24.8	34.2	1.4
74 St. Clair	969	205	165	454	144	1	21.2	17.0	46.9	14.9	.1
75 St. Joseph	355	62	99	179	9	6	17.5	27.9	50.4	2.5	1.7
76 Sanilac	123	27	6	86	4		22.0	4.9	69.9	3.3	
77 Schoolcraft	37	7	14	15	1		18.9	37.8	40.5	2.7	
78 Shiawassee	255	74	16	145	20		29.0	6.3	56.9	7.8	
79 Tuscola	243	47	28	140	28		19.3	11.5	57.6	11.5	
80 Van Buren	540	97	123	199	107	14	18.0	22.8	36.9	19.8	2.6
83 Wexford	150	39	6	102	3		26.0	4.0	68.0	2.0	

¹ Includes HYTA Prison

² Includes Delayed and Suspended Sentences, HYTA Probation, and SAI Probation.

³ Includes Restitution, Fines, Costs, Community Service and DHS sentences.

SOURCE: OMNI Court Disposition Extracts

A1a 2003 Criminal Court Dispositions (Offenders) by FOA Region and County – Non-Assaultive Offenses

Page 1 of 2

	Total	Prison ¹	Jail	Jail/ Probation	Proba- tion ²	Other ³	Percents				
							Prison ¹	Jail	Jail/ Probation	Proba- tion ²	Other ³
STATE TOTALS	26,933	5,297	3,415	9,722	8,307	192	19.7	12.7	36.1	30.8	.7
METROPOLITAN REGION TOTALS	13,006	2,174	1,615	3,705	5,456	56	16.7	12.4	28.5	41.9	.4
50 Macomb	1,428	219	265	409	531	4	15.3	18.6	28.6	37.2	.3
63 Oakland	3,390	609	706	1,445	607	23	18.0	20.8	42.6	17.9	.7
81 Washtenaw	626	90	131	130	271	4	14.4	20.9	20.8	43.3	.6
82 Wayne	7,562	1,256	513	1,721	4,047	25	16.6	6.8	22.8	53.5	.3
OUTSTATE REGION TOTALS	13,927	3,123	1,800	6,017	2,851	136	22.4	12.9	43.2	20.5	1.0
01 Alcona	19	4	1	11	3		21.1	5.3	57.9	15.8	
02 Alger	22	1	9	12			4.5	40.9	54.5		
03 Allegan	217	72	30	95	20		33.2	13.8	43.8	9.2	
04 Alpena	58	9	8	31	10		15.5	13.8	53.4	17.2	
05 Antrim	63	27	1	32	3		42.9	1.6	50.8	4.8	
06 Arenac	13	3	1	7	2		23.1	7.7	53.8	15.4	
07 Baraga	7	5		2			71.4		28.6		
08 Barry	162	29	10	106	13	4	17.9	6.2	65.4	8.0	2.5
09 Bay	286	72	36	119	58	1	25.2	12.6	41.6	20.3	.3
10 Benzie	22	6		4	12		27.3		18.2	54.5	
11 Berrien	482	155	44	180	91	12	32.2	9.1	37.3	18.9	2.5
12 Branch	93	13	26	53	1		14.0	28.0	57.0	1.1	
13 Calhoun	461	89	92	142	131	7	19.3	20.0	30.8	28.4	1.5
14 Cass	133	27	31	56	18	1	20.3	23.3	42.1	13.5	.8
15 Charlevoix	46	8	8	28	2		17.4	17.4	60.9	4.3	
16 Cheboygan	65	11	5	32	12	5	16.9	7.7	49.2	18.5	7.7
17 Chippewa	69	21	18	21	9		30.4	26.1	30.4	13.0	
18 Clare	74	9	4	40	21		12.2	5.4	54.1	28.4	
19 Clinton	109	35	11	61	2		32.1	10.1	56.0	1.8	
20 Crawford	41	8		27	6		19.5		65.9	14.6	
21 Delta	99	8	18	57	15	1	8.1	18.2	57.6	15.2	1.0
22 Dickinson	78	20	9	43	6		25.6	11.5	55.1	7.7	
23 Eaton	240	29	28	161	21	1	12.1	11.7	67.1	8.8	.4
24 Emmet	80	32		45	3		40.0		56.3	3.8	
25 Genesee	1,017	295	13	331	377	1	29.0	1.3	32.5	37.1	.1
26 Gladwin	64	11	6	35	12		17.2	9.4	54.7	18.8	
27 Gogebic	14	2	2	9	1		14.3	14.3	64.3	7.1	
28 Grand Traverse	175	43	7	118	7		24.6	4.0	67.4	4.0	
29 Gratiot	75	31	2	42			41.3	2.7	56.0		
30 Hillsdale	87	36	9	36	5	1	41.4	10.3	41.4	5.7	1.1
31 Houghton	42	3	4	24	11		7.1	9.5	57.1	26.2	
32 Huron	28	6	3	18	1		21.4	10.7	64.3	3.6	
33 Ingham	651	78	148	360	63	2	12.0	22.7	55.3	9.7	.3
34 Ionia	131	28	20	44	38	1	21.4	15.3	33.6	29.0	.8
35 Iosco	39	5	6	27	1		12.8	15.4	69.2	2.6	
36 Iron	22	9	1	12			40.9	4.5	54.5		
37 Isabella	261	37	35	163	25	1	14.2	13.4	62.5	9.6	.4
38 Jackson	418	122	64	133	97	2	29.2	15.3	31.8	23.2	.5
39 Kalamazoo	874	108	215	85	459	7	12.4	24.6	9.7	52.5	.8
40 Kalkaska	77	17	3	51	4	2	22.1	3.9	66.2	5.2	2.6
41 Kent	1,404	338	219	314	492	41	24.1	15.6	22.4	35.0	2.9
42 Keweenaw	2		1	1				50.0	50.0		
43 Lake	45	7	3	34	1		15.6	6.7	75.6	2.2	
44 Lapeer	176	24	21	121	10		13.6	11.9	68.8	5.7	
45 Leelanau	30	5	4	21			16.7	13.3	70.0		
46 Lenawee	162	50	1	94	15	2	30.9	.6	58.0	9.3	1.2
47 Livingston	326	87	35	146	56	2	26.7	10.7	44.8	17.2	.6
48 Luce	19	7	4	7	1		36.8	21.1	36.8	5.3	

A1a 2003 Criminal Court Dispositions (Offenders) by FOA Region and County – Non-Assaultive Offenses

Page 2 of 2

	Total	Prison ¹	Jail	Jail/ Probation	Proba- tion ²	Other ³	Percents				
							Prison ¹	Jail	Jail/ Probation	Proba- tion ²	Other ³
STATE TOTALS	26,933	5,297	3,415	9,722	8,307	192	19.7	12.7	36.1	30.8	.7
(Cont'd.)											
OUTSTATE REGION TOTALS	13,927	3,123	1,800	6,017	2,851	136	22.4	12.9	43.2	20.5	1.0
49 Mackinac	20	3	6	11			15.0	30.0	55.0		
51 Manistee	50	16		20	14		32.0		40.0	28.0	
52 Marquette	89	15	2	55	17		16.9	2.2	61.8	19.1	
53 Mason	78	13	4	61			16.7	5.1	78.2		
54 Mecosta	105	29	5	59	12		27.6	4.8	56.2	11.4	
55 Menominee	40	6	5	28	1		15.0	12.5	70.0	2.5	
56 Midland	214	37	10	131	32	4	17.3	4.7	61.2	15.0	1.9
57 Missaukee	54	17	4	31	2		31.5	7.4	57.4	3.7	
58 Monroe	296	71	43	177	5		24.0	14.5	59.8	1.7	
59 Montcalm	142	43	5	89	5		30.3	3.5	62.7	3.5	
60 Montmorency	39	7	8	16	8		17.9	20.5	41.0	20.5	
61 Muskegon	659	227	49	329	54		34.4	7.4	49.9	8.2	
62 Newaygo	152	21	30	93	7	1	13.8	19.7	61.2	4.6	.7
64 Oceana	67	9	7	47	3	1	13.4	10.4	70.1	4.5	1.5
65 Ogemaw	49	6	7	22	14		12.2	14.3	44.9	28.6	
66 Ontonagon	9	2	4	2	1		22.2	44.4	22.2	11.1	
67 Osceola	49	9		38	2		18.4		77.6	4.1	
68 Oscoda	2	1			1		50.0			50.0	
69 Otsego	70	14	6	40	10		20.0	8.6	57.1	14.3	
70 Ottawa	470	53	82	177	143	15	11.3	17.4	37.7	30.4	3.2
71 Presque Isle	26	9	2	10	3	2	34.6	7.7	38.5	11.5	7.7
72 Roscommon	105	16	4	70	15		15.2	3.8	66.7	14.3	
73 Saginaw	648	180	65	180	215	8	27.8	10.0	27.8	33.2	1.2
74 St. Clair	549	97	96	275	81		17.7	17.5	50.1	14.8	
75 St. Joseph	157	25	51	78	1	2	15.9	32.5	49.7	.6	1.3
76 Sanilac	80	18	5	56	1		22.5	6.3	70.0	1.3	
77 Schoolcraft	21	4	8	9			19.0	38.1	42.9		
78 Shiawassee	144	37	7	93	7		25.7	4.9	64.6	4.9	
79 Tuscola	137	26	18	77	16		19.0	13.1	56.2	11.7	
80 Van Buren	243	44	46	98	46	9	18.1	18.9	40.3	18.9	3.7
83 Wexford	85	26	5	54			30.6	5.9	63.5		

¹ Includes HYTA Prison

² Includes Delayed and Suspended Sentences, HYTA Probation, and SAI Probation.

³ Includes Restitution, Fines, Costs, Community Service and DHS sentences.

SOURCE: OMNI Court Disposition Extracts

A1b 2003 Criminal Court Dispositions (Offenders) by FOA Region and County – Drug Offenses

Page 1 of 2

	Total	Prison ¹	Jail	Jail/ Probation	Probation ²	Other ³	Percents				
							Prison ¹	Jail	Jail/ Probation	Probation ²	Other ³
STATE TOTALS	14,085	1,950	2,187	4,419	5,451	78	13.8	15.5	31.4	38.7	.6
METROPOLITAN REGION TOTALS	7,627	863	1,099	1,919	3,727	19	11.3	14.4	25.2	48.9	.2
50 Macomb	1,434	112	276	275	765	6	7.8	19.2	19.2	53.3	.4
63 Oakland	1,617	260	307	674	373	3	16.1	19.0	41.7	23.1	.2
81 Washtenaw	224	23	59	22	118	2	10.3	26.3	9.8	52.7	.9
82 Wayne	4,352	468	457	948	2,471	8	10.8	10.5	21.8	56.8	.2
OUTSTATE REGION TOTALS	6,458	1,087	1,088	2,500	1,724	59	16.8	16.8	38.7	26.7	.9
01 Alcona	1				1					100.0	
02 Alger	11		8	2	1			72.7	18.2	9.1	
03 Allegan	166	43	25	75	21	2	25.9	15.1	45.2	12.7	1.2
04 Alpena	42	8	3	14	16	1	19.0	7.1	33.3	38.1	2.4
05 Antrim	3			3					100.0		
06 Arenac	4	1	1	2			25.0	25.0	50.0		
07 Baraga	1			1					100.0		
08 Barry	109	16	3	70	18	2	14.7	2.8	64.2	16.5	1.8
09 Bay	105	10	17	47	30	1	9.5	16.2	44.8	28.6	1.0
10 Benzie	4	1		2	1		25.0		50.0	25.0	
11 Berrien	286	36	76	103	63	8	12.6	26.6	36.0	22.0	2.8
12 Branch	45	5	10	29	1		11.1	22.2	64.4	2.2	
13 Calhoun	237	36	59	75	64	3	15.2	24.9	31.6	27.0	1.3
14 Cass	82	12	27	38	5		14.6	32.9	46.3	6.1	
15 Charlevoix	16	2	2	12			12.5	12.5	75.0		
16 Cheboygan	44	7	6	26	5		15.9	13.6	59.1	11.4	
17 Chippewa	35	3	10	15	7		8.6	28.6	42.9	20.0	
18 Clare	14			8	6				57.1	42.9	
19 Clinton	25	3	9	13			12.0	36.0	52.0		
20 Crawford	14	1	1	9	3		7.1	7.1	64.3	21.4	
21 Delta	25	2	3	16	4		8.0	12.0	64.0	16.0	
22 Dickinson	28	9	3	14	2		32.1	10.7	50.0	7.1	
23 Eaton	84	11	9	52	12		13.1	10.7	61.9	14.3	
24 Emmet	36	5	1	29	1		13.9	2.8	80.6	2.8	
25 Genesee	511	138	10	132	230	1	27.0	2.0	25.8	45.0	.2
26 Gladwin	25	1	5	13	6		4.0	20.0	52.0	24.0	
27 Gogebic	15	2	1	11	1		13.3	6.7	73.3	6.7	
28 Grand Traverse	49	10	2	37			20.4	4.1	75.5		
29 Gratiot	15	3	1	11			20.0	6.7	73.3		
30 Hillsdale	36	12	4	16	4		33.3	11.1	44.4	11.1	
31 Houghton	4		3	1				75.0	25.0		
32 Huron	6		1	4	1			16.7	66.7	16.7	
33 Ingham	250	20	62	139	27	2	8.0	24.8	55.6	10.8	.8
34 Ionia	24	2	4	7	11		8.3	16.7	29.2	45.8	
35 Iosco	12		3	8	1			25.0	66.7	8.3	
36 Iron	5	1	1	3			20.0	20.0	60.0		
37 Isabella	117	13	21	74	9		11.1	17.9	63.2	7.7	
38 Jackson	242	76	37	68	61		31.4	15.3	28.1	25.2	
39 Kalamazoo	503	34	146	24	295	4	6.8	29.0	4.8	58.6	.8
40 Kalkaska	11	1	1	8		1	9.1	9.1	72.7		9.1
41 Kent	868	180	169	148	354	17	20.7	19.5	17.1	40.8	2.0
42 Keweenaw	0										
43 Lake	30		4	26				13.3	86.7		
44 Lapeer	22	1	2	18	1		4.5	9.1	81.8	4.5	
45 Leelanau	7	1		6			14.3		85.7		
46 Lenawee	60	18		36	6		30.0		60.0	10.0	
47 Livingston	150	21	27	57	45		14.0	18.0	38.0	30.0	
48 Luce	4	1	1	2			25.0	25.0	50.0		

A1b 2003 Criminal Court Dispositions (Offenders) by FOA Region and County – Drug Offenses

Page 2 of 2

	Total	Prison ¹	Jail	Jail/ Probation	Proba- tion ²	Other ³	Percents				
							Prison ¹	Jail	Jail/ Probation	Proba- tion ²	Other ³
STATE TOTALS	14,085	1,950	2,187	4,419	5,451	78	13.8	15.5	31.4	38.7	.6
(Cont'd.)											
OUTSTATE REGION TOTALS	6,458	1,087	1,088	2,500	1,724	59	16.8	16.8	38.7	26.7	.9
49 Mackinac	4	1	1		2		25.0	25.0		50.0	
51 Manistee	3	2		1			66.7		33.3		
52 Marquette	17	1	3	7	6		5.9	17.6	41.2	35.3	
53 Mason	24	1		23			4.2		95.8		
54 Mecosta	34	1	2	25	6		2.9	5.9	73.5	17.6	
55 Menominee	3			3					100.0		
56 Midland	57	2	3	40	10	2	3.5	5.3	70.2	17.5	3.5
57 Missaukee	12	2		10			16.7		83.3		
58 Monroe	193	35	28	130			18.1	14.5	67.4		
59 Montcalm	27	6	2	16	3		22.2	7.4	59.3	11.1	
60 Montmorency	9		1	6	2			11.1	66.7	22.2	
61 Muskegon	410	120	41	214	34	1	29.3	10.0	52.2	8.3	.2
62 Newaygo	71	8	15	41	7		11.3	21.1	57.7	9.9	
64 Oceana	20	3	2	11	3	1	15.0	10.0	55.0	15.0	5.0
65 Ogemaw	15	1	3	8	3		6.7	20.0	53.3	20.0	
66 Ontonagon	0										
67 Osceola	12	2		10			16.7		83.3		
68 Oscoda	5	1	1	3			20.0	20.0	60.0		
69 Otsego	25	5	2	12	6		20.0	8.0	48.0	24.0	
70 Ottawa	220	12	49	59	94	6	5.5	22.3	26.8	42.7	2.7
71 Presque Isle	9	2	1	4	2		22.2	11.1	44.4	22.2	
72 Roscommon	35	1	5	24	5		2.9	14.3	68.6	14.3	
73 Saginaw	292	59	41	58	130	4	20.2	14.0	19.9	44.5	1.4
74 St. Clair	192	30	36	82	44		15.6	18.8	42.7	22.9	
75 St. Joseph	97	14	18	60	4	1	14.4	18.6	61.9	4.1	1.0
76 Sanilac	12		1	10	1			8.3	83.3	8.3	
77 Schoolcraft	4		2	2				50.0	50.0		
78 Shiawassee	43	4	5	30	4		9.3	11.6	69.8	9.3	
79 Tuscola	25	1	2	18	4		4.0	8.0	72.0	16.0	
80 Van Buren	177	24	46	65	40	2	13.6	26.0	36.7	22.6	1.1
83 Wexford	28	3		24	1		10.7		85.7	3.6	

¹ Includes HYTA Prison

² Includes Delayed and Suspended Sentences, HYTA Probation, and SAI Probation.

³ Includes Restitution, Fines, Costs, Community Service and DHS sentences.

SOURCE: OMNI Court Disposition Extracts

A1c 2003 Criminal Court Dispositions (Offenders) by FOA Region and County – Assaultive Offenses

Page 1 of 2

	Total	Prison ¹	Jail	Jail/ Probation	Probation ²	Other ³	Percents				
							Prison ¹	Jail	Jail/ Probation	Probation ²	Other ³
STATE TOTALS	13,464	4,687	1,510	3,844	3,332	91	34.8	11.2	28.6	24.7	.7
METROPOLITAN REGION TOTALS	6,273	2,051	547	1,363	2,285	27	32.7	8.7	21.7	36.4	.4
50 Macomb	753	191	95	213	242	12	25.4	12.6	28.3	32.1	1.6
63 Oakland	1,440	536	206	515	175	8	37.2	14.3	35.8	12.2	.6
81 Washtenaw	351	98	67	71	112	3	27.9	19.1	20.2	31.9	.9
82 Wayne	3,729	1,226	179	564	1,756	4	32.9	4.8	15.1	47.1	.1
OUTSTATE REGION TOTALS	7,191	2,636	963	2,481	1,047	64	36.7	13.4	34.5	14.6	.9
01 Alcona	7	1		5	1		14.3		71.4	14.3	
02 Alger	14	2	6	4	2		14.3	42.9	28.6	14.3	
03 Allegan	98	46	14	34	3	1	46.9	14.3	34.7	3.1	1.0
04 Alpena	14	6		5	3		42.9		35.7	21.4	
05 Antrim	22	12	1	9			54.5	4.5	40.9		
06 Arenac	10	6	2	2			60.0	20.0	20.0		
07 Baraga	11	6		2	3		54.5		18.2	27.3	
08 Barry	82	30	2	42	7	1	36.6	2.4	51.2	8.5	1.2
09 Bay	167	66	19	58	22	2	39.5	11.4	34.7	13.2	1.2
10 Benzie	7	2		4	1		28.6		57.1	14.3	
11 Berrien	339	124	58	120	33	4	36.6	17.1	35.4	9.7	1.2
12 Branch	36	12	4	19	1		33.3	11.1	52.8	2.8	
13 Calhoun	411	136	84	103	81	7	33.1	20.4	25.1	19.7	1.7
14 Cass	77	26	21	24	5	1	33.8	27.3	31.2	6.5	1.3
15 Charlevoix	25	12	6	7			48.0	24.0	28.0		
16 Cheboygan	26	12	2	6	6		46.2	7.7	23.1	23.1	
17 Chippewa	46	14	13	14	5		30.4	28.3	30.4	10.9	
18 Clare	32	3	5	13	10	1	9.4	15.6	40.6	31.3	3.1
19 Clinton	59	26	7	26			44.1	11.9	44.1		
20 Crawford	14	6	1	7			42.9	7.1	50.0		
21 Delta	32	8	6	15	3		25.0	18.8	46.9	9.4	
22 Dickinson	23	8	2	12	1		34.8	8.7	52.2	4.3	
23 Eaton	95	34	3	54	4		35.8	3.2	56.8	4.2	
24 Emmet	35	16	1	18			45.7	2.9	51.4		
25 Genesee	460	253	8	118	80	1	55.0	1.7	25.7	17.4	.2
26 Gladwin	26	8	2	16			30.8	7.7	61.5		
27 Gogebic	17	7	2	5	2	1	41.2	11.8	29.4	11.8	5.9
28 Grand Traverse	59	29	4	26			49.2	6.8	44.1		
29 Gratiot	31	20	1	10			64.5	3.2	32.3		
30 Hillsdale	35	14	3	17	1		40.0	8.6	48.6	2.9	
31 Houghton	20	2	2	11	5		10.0	10.0	55.0	25.0	
32 Huron	13	4	1	8			30.8	7.7	61.5		
33 Ingham	350	102	69	151	23	5	29.1	19.7	43.1	6.6	1.4
34 Ionia	47	12	16	10	7	2	25.5	34.0	21.3	14.9	4.3
35 Iosco	24	12	3	9			50.0	12.5	37.5		
36 Iron	17	6		11			35.3		64.7		
37 Isabella	115	30	16	59	9	1	26.1	13.9	51.3	7.8	.9
38 Jackson	226	86	45	61	33	1	38.1	19.9	27.0	14.6	.4
39 Kalamazoo	402	99	93	40	166	4	24.6	23.1	10.0	41.3	1.0
40 Kalkaska	30	15	1	13	1		50.0	3.3	43.3	3.3	
41 Kent	846	329	134	187	187	9	38.9	15.8	22.1	22.1	1.1
42 Keweenaw	0										
43 Lake	22	7		15			31.8		68.2		
44 Lapeer	69	20	6	41	2		29.0	8.7	59.4	2.9	
45 Leelanau	17	8		9			47.1		52.9		
46 Lenawee	97	40	2	48	6	1	41.2	2.1	49.5	6.2	1.0
47 Livingston	201	83	12	73	33		41.3	6.0	36.3	16.4	
48 Luce	10	5		4			50.0		40.0		10.0

A1c 2003 Criminal Court Dispositions (Offenders) by FOA Region and County — Assaultive Offenses

Page 2 of 2

	Total	Prison ¹	Jail	Jail/ Probation	Proba- tion ²	Other ³	Percents				
							Prison ¹	Jail	Jail/ Probation	Proba- tion ²	Other ³
STATE TOTALS	13,464	4,687	1,510	3,844	3,332	91	34.8	11.2	28.6	24.7	.7
(Cont'd.)											
OUTSTATE REGION TOTALS	7,191	2,636	963	2,481	1,047	64	36.7	13.4	34.5	14.6	.9
49 Mackinac	4	2	1	1			50.0	25.0	25.0		
51 Manistee	15	6		7	2		40.0		46.7	13.3	
52 Marquette	39	14	3	19	3		35.9	7.7	48.7	7.7	
53 Mason	38	10	1	26	1		26.3	2.6	68.4	2.6	
54 Mecosta	40	16		23	1		40.0		57.5	2.5	
55 Menominee	16	5	2	9			31.3	12.5	56.3		
56 Midland	89	31	2	49	6	1	34.8	2.2	55.1	6.7	1.1
57 Missaukee	14	5		9			35.7		64.3		
58 Monroe	150	47	36	65	2		31.3	24.0	43.3	1.3	
59 Montcalm	98	40	11	40	7		40.8	11.2	40.8	7.1	
60 Montmorency	21	3	3	8	7		14.3	14.3	38.1	33.3	
61 Muskegon	317	147	15	132	23		46.4	4.7	41.6	7.3	
62 Newaygo	72	26	9	33	3	1	36.1	12.5	45.8	4.2	1.4
64 Oceana	27	13	3	11			48.1	11.1	40.7		
65 Ogemaw	17	13	1	2	1		76.5	5.9	11.8	5.9	
66 Ontonagon	2			2					100.0		
67 Osceola	33	14		19			42.4		57.6		
68 Oscoda	10	7		3			70.0		30.0		
69 Otsego	29	9	1	14	5		31.0	3.4	48.3	17.2	
70 Ottawa	220	59	46	54	57	4	26.8	20.9	24.5	25.9	1.8
71 Presque Isle	12	1	3	5	2	1	8.3	25.0	41.7	16.7	8.3
72 Roscommon	33	7	2	22	2		21.2	6.1	66.7	6.1	
73 Saginaw	401	151	36	94	113	7	37.7	9.0	23.4	28.2	1.7
74 St. Clair	228	78	33	97	19	1	34.2	14.5	42.5	8.3	.4
75 St. Joseph	101	23	30	41	4	3	22.8	29.7	40.6	4.0	3.0
76 Sanilac	31	9		20	2		29.0		64.5	6.5	
77 Schoolcraft	12	3	4	4	1		25.0	33.3	33.3	8.3	
78 Shiawassee	68	33	4	22	9		48.5	5.9	32.4	13.2	
79 Tuscola	81	20	8	45	8		24.7	9.9	55.6	9.9	
80 Van Buren	120	29	31	36	21	3	24.2	25.8	30.0	17.5	2.5
83 Wexford	37	10	1	24	2		27.0	2.7	64.9	5.4	

¹ Includes HYTA Prison

² Includes Delayed and Suspended Sentences, HYTA Probation, and SAI Probation.

³ Includes Restitution, Fines, Costs, Community Service and DHS sentences.

SOURCE: OMNI Court Disposition Extracts

A2

2003 Criminal Court Dispositions by Offense and Type of Disposition – All Offenses

Page 1 of 31

			DISPOSITIONS					
Compiled Laws	Offense	Max. Penalty	Total	Prison ¹	Jail	Jail/ Probation ²	Probation ²	Other ³
	GRAND TOTAL		76,538	20,317	11,341	23,167	20,954	759
	%			27%	15%	30%	27%	1%
	VIOLATIONS		66,115	19,338	10,014	20,132	15,952	679
	ATTEMPTS		10,423	979	1,327	3,035	5,002	80
21.154	Public Officer - Embezzle/Divert Tax/Public Moneys	5 ATTEMPTS	1			1		
28.243A	Fingerprinting - Refusal	MISD ATTEMPTS	10		6	3		1
28.2931	State ID Card - False Application	5 ATTEMPTS	6	1	1	1	3	
28.2951A	State ID Card - Alter/Forge/Use to Commit Felony	10 ATTEMPTS	4		3	1		
28.2952	State ID Card - Used w/o Permission	5 ATTEMPTS	2			2		
28.425B3	Weapons - Pistols, False Info on CCW Permit	4 ATTEMPTS	1				1	
28.729	Sex Offender - Fail to Register	4 ATTEMPTS	137	31	39	41	23	3
28.7291B	Sex Offender - Fail to Register, 2nd Offense	7 ATTEMPTS	56	5	21	13	15	2
28.7292	Sex Offenders - Failure to Comply w/ Duties	MISD ATTEMPTS	4	3		1		
28.7293	Sex Offender - Fail to Sign Registration	MISD ATTEMPTS	8		2	2	2	2
29.43	Explosives - Handling/Sale Etc., w/o Permit	MISD ATTEMPTS	2			2		
168.933	Election Law - Swear Falsely to Register/Vote	5 ATTEMPTS	1		1			
205.271A	Taxes - Fail to File/False Return	5 ATTEMPTS	1				1	
205.271C	Taxes - Make/Permit False Returns	5 ATTEMPTS	7	1		4	2	
205.274	Taxes - General Violations	MISD ATTEMPTS	3			1	2	
205.4282	Tobacco Products Tax Act Violation Felony	5 ATTEMPTS	1			1		
205.4286	Tobacco Products Tax Act Unauthorized Tax Stamps	10 ATTEMPTS	8			1	7	
257.1306	Motor Vehicle Repair Facility - No Registration	MISD ATTEMPTS	2				2	
257.1355A	Used Car Parts Dealer - Fail to Record Transaction	2 ATTEMPTS	1				1	
257.215	Operating - Unregistered Vehicle	MISD ATTEMPTS	1					1
257.222	Motor Vehicles - Counterfeited Certificate Title - Use/Production	MISD ATTEMPTS	1			1		
257.233A6	Motor Vehicles - Odometer Tampering	5 ATTEMPTS	4			1	3	
257.254	Motor Vehicle Code - Intent to Pass False Title	10 ATTEMPTS	66	6	10	27	21	2
257.2551	License Plates - Commercial Vehicle Expired/None	MISD ATTEMPTS	4			2	2	
			61	1	33	14	9	4

NOTE: Be sure to check for related offense codes when examining a particular type of crime. They may or may not be in sequential order or even on the same page. Offenders may have multiple dispositions.

A2

2003 Criminal Court Dispositions by Offense and Type of Disposition — All Offenses

Page 2 of 31

			DISPOSITIONS					
Compiled Laws	Offense	Max. Penalty	Total	Prison ¹	Jail	Jail/ Probation ²	Probation ²	Other ³
GRAND TOTAL			76,538	20,317	11,341	23,167	20,954	759
%				27%	15%	30%	27%	1%
VIOLATIONS			66,115	19,338	10,014	20,132	15,952	679
ATTEMPTS			10,423	979	1,327	3,035	5,002	80
257.256	License Plate/Registration/Title Unlawful Use	MISD ATTEMPTS	66	3	46	7	5	5
257.257	License Documents/Plates - Forgery	5 ATTEMPTS	35	7	5	11	11	1
257.301	Operating - No/Multiple Licenses	MISD ATTEMPTS	30		1	8	21	
257.310	Operating - No/Multiple Licenses	MISD ATTEMPTS	73	2	48	10	9	4
257.310	Driver's License - Forgery/Use to Commit Offense	VAR ATTEMPTS	2		1		1	
257.31010	Driver's License - Forged, Possession	MISD ATTEMPTS	1		1			
257.3103A	Driver's License - Forgery/Use to Commit >= 1 Yr Offense	VAR ATTEMPTS	5	3		2		
257.3107A	Driver's License - Forge w/ Intent to Commit Crime Max 10 Yrs+	10 ATTEMPTS	5		1	3	1	
257.3107B	Driver's License - Forge w/ Intent to Commit Crime Max 6mos-<10 yrs	5 ATTEMPTS	2			1	1	
257.3107B	Driver's License - Forge w/ Intent to Commit Crime Max 6mos-<10 yrs	5 ATTEMPTS	9		1	7	1	
257.3108	Driver's License - Forged, Sell/Possess w/Intent to Deliver	5 ATTEMPTS	16	1	3	3	9	
257.3109	Driver's License - Forged, Possession of 2 or More	5 ATTEMPTS	1			1		
257.311	Operate w/o License	MISD ATTEMPTS	49	3	23	8	8	7
257.312	Operate w/Restricted License	MISD ATTEMPTS	31		20	8	1	2
257.312A	Operating - Motorcycles/Mopeds w/o Indorsement	MISD ATTEMPTS	5		1	1	2	1
257.324	Operate w/Forged/Altered License/ False ID	MISD ATTEMPTS	90	3	68	8	9	2
257.324	Operate w/Forged/Altered License/ False ID	MISD ATTEMPTS	1		1			
257.328	Motor Vehicle Code - Producing False Evidence of Insurance	MISD ATTEMPTS	1				1	
257.329	Insurance Certificates - Possess/ Sale of Stolen/Counterfeit	15 ATTEMPTS	2			2		
257.3291	Insurance Certificates - Possess/ Sale of Stolen/Counterfeit	5 ATTEMPTS	13	1	1	4	6	1
257.3291	Insurance Certificates - Possess/ Sale of Stolen/Counterfeit	5 ATTEMPTS	4		1	1	2	
257.602	Police Officer - Refuse to Obey Traffic Order	MISD ATTEMPTS	6		3		3	
257.602A	Police Officer - Flee (Vehicle Code)	15 ATTEMPTS	7	2	3		2	
257.602A	Police Officer - Flee (Vehicle Code)	15 ATTEMPTS	1		1			
257.602A2	Police Officer - Flee - 4th Degree (Vehicle Code)	2 ATTEMPTS	381	52	101	134	91	3
257.602A2	Police Officer - Flee - 4th Degree (Vehicle Code)	2 ATTEMPTS	37	1	9	12	14	1
257.602A3	Police Officer - Flee - 3rd Degree (Vehicle Code)	4 ATTEMPTS	17	2	4	2	9	
257.602A3	Police Officer - Flee - 3rd Degree (Vehicle Code)	4 ATTEMPTS	2		1		1	
257.602A3-A	Police Officer - Flee - 3rd Degree (Vehicle Code)	5 ATTEMPTS	624	192	78	189	163	2
257.602A3-A	Police Officer - Flee - 3rd Degree (Vehicle Code)	5 ATTEMPTS	69	2	6	14	47	
257.602A4	Police Officer - Flee - Serious Bodily Injury (Vehicle Code)	4 ATTEMPTS	2	1	1			
257.602A4-A	Police Officer - Flee - 2nd Degree (Vehicle Code)	10 ATTEMPTS	35	21	3	7	4	
257.602A4-A	Police Officer - Flee - 2nd Degree (Vehicle Code)	10 ATTEMPTS	1		1			

NOTE: Be sure to check for related offense codes when examining a particular type of crime. They may or may not be in sequential order or even on the same page. Offenders may have multiple dispositions.

A2

2003 Criminal Court Dispositions by Offense and Type of Disposition — All Offenses

Page 3 of 31

			DISPOSITIONS					
Compiled Laws	Offense	Max. Penalty	Total	Prison ¹	Jail	Jail/ Probation ²	Probation ²	Other ³
	GRAND TOTAL		76,538	20,317	11,341	23,167	20,954	759
	%			27%	15%	30%	27%	1%
	VIOLATIONS		66,115	19,338	10,014	20,132	15,952	679
	ATTEMPTS		10,423	979	1,327	3,035	5,002	80
257.602A5	Police Officer - Flee - 1st Degree (Vehicle Code)	15 ATTEMPTS	1	1				
257.617	Fail to Stop at Accident - Serious Impairment/Death	5 ATTEMPTS	54	22	5	20	7	
257.6173	Fail to Stop at Accident - At Fault Death Result	15 ATTEMPTS	8	8				
257.617A	Fail to Stop at Personal Injury Accident	1 ATTEMPTS	20	3	10	4	3	
257.618	Fail to Stop at Property Damage Accident (Attended Vehicle)	MISD ATTEMPTS	1				1	
257.620	Fail to Stop after Collision	MISD ATTEMPTS	36	1	17	6	12	
257.621	Failure to Report Accident to Fixtures	MISD ATTEMPTS	41	1	19	12	7	2
257.621	Failure to Report Accident to Fixtures	MISD ATTEMPTS	1				1	
257.621	Failure to Report Accident to Fixtures	MISD ATTEMPTS	8	1	5	1	1	
257.622	Fail to Report Accident	MISD ATTEMPTS	21		8	9	2	2
257.624A	Alcohol - Open Container in Vehicle	MISD ATTEMPTS	106	5	69	14	10	8
257.624B1	Alcohol - Possession By Minor in Motor Vehicle	MISD ATTEMPTS	4		1		3	
257.625	Operating Vehicle Intoxicated	15 ATTEMPTS	18		7	7	4	
257.6251	Operating Vehicle Intoxicated	15 ATTEMPTS	16	3	1	8	4	
257.6251-A	Operating Vehicle Intoxicated	MISD ATTEMPTS	608	24	218	187	160	19
257.62510	Operating Vehicle Intoxicated, Minor w/ any BAC - 2nd+ Offense	5 ATTEMPTS	10		2	1	4	3
257.62510B	Operating Vehicle Intoxicated - 2nd Offense	1 ATTEMPTS	2			1	1	
257.62510C	Operating Vehicle Intoxicated - 3rd Offense	1 ATTEMPTS	24		5	12	7	
257.6253A	Operate - Impaired	MISD ATTEMPTS	46	8	3	32	3	
257.6254	Operating Vehicle Intoxicated, Causing Death	MISD ATTEMPTS	174	3	60	41	58	12
257.6254A	Operating Vehicle Intoxicated, Causing Death	15 ATTEMPTS	5		1		4	
257.6254	Operating Vehicle Intoxicated, Causing Death	15 ATTEMPTS	59	55		4		
257.6254A	Operating Vehicle Intoxicated, Causing Death	15 ATTEMPTS	2	2				
257.6255	Operating Vehicle Intoxicated, Causing Incapacitating Injury	5 ATTEMPTS	2	2				
257.6255-A	Operating Vehicle Intoxicated, Causing Serious Injury	5 ATTEMPTS	1	1				
257.6255-A	Operating Vehicle Intoxicated, Causing Serious Injury	5 ATTEMPTS	137	43	2	65	27	
257.6256	Operating Vehicle Intoxicated, Impaired - 3rd Felony	5 ATTEMPTS	9			8	1	
257.6256-A	Minor Operating Vehicle, w/ Any Blood Alcohol Content	MISD ATTEMPTS	28	10	9	6	3	
257.6256-A	Minor Operating Vehicle, w/ Any Blood Alcohol Content	MISD ATTEMPTS	26	1	6	1	9	9
257.6256B	Operating Vehicle Intoxicated, Contr. Sub. - 2nd Offense	1 ATTEMPTS	471	4	94	250	118	5
			2				2	

NOTE: Be sure to check for related offense codes when examining a particular type of crime. They may or may not be in sequential order or even on the same page. Offenders may have multiple dispositions.

A2

2003 Criminal Court Dispositions by Offense and Type of Disposition – All Offenses

Page 4 of 31

			DISPOSITIONS					
Compiled Laws	Offense	Max. Penalty	Total	Prison ¹	Jail	Jail/ Probation ²	Probation ²	Other ³
GRAND TOTAL			76,538	20,317	11,341	23,167	20,954	759
%				27%	15%	30%	27%	1%
VIOLATIONS			66,115	19,338	10,014	20,132	15,952	679
ATTEMPTS			10,423	979	1,327	3,035	5,002	80
257.6256D	Operating Vehicle Intoxicated, Contr. Sub. - 3rd Offense	5 ATTEMPTS	3,520 2	885 1	190	2,195	244 1	6
257.6257A1	Operating Vehicle Intoxicated, w/ Occupant <16	1 ATTEMPTS	37		9	18	10	
257.6257A2	Operating Vehicle Intoxicated, w/ Occupant <16 - 2nd+ Offense	5 ATTEMPTS	93	15	6	64	6	2
257.6258	Operating Vehicle, w/ Presence of Controlled Substance	MISD ATTEMPTS	1			1		
257.6259B	Allow Intoxicated Person to Operate, Cause Death	5 ATTEMPTS	1			1		
257.625A5	Commercial Motor Vehicles - Breath Analysis Refusal	MISD ATTEMPTS	1			1		
257.625B	OUIL	5 ATTEMPTS	14	2	7	1	3	1
257.626	Driving - Reckless	MISD ATTEMPTS	60	2	23	15	14	6
257.626C	Driving - Felonious	2 ATTEMPTS	27 4	4	2	14 2	9	
257.628	Motor Vehicle Speed Limit Min/Max	MISD ATTEMPTS	1				1	
257.653A2	Passing EMS - Misd.	MISD ATTEMPTS	1		1			
257.653A3	Emergency Vehicle - Careless Passing Injury Result	2 ATTEMPTS	1			1		
257.903	Motor Vehicle Code, False Certification	5 ATTEMPTS	63 15	7 2	11 2	11 1	30 8	4 2
257.904	Operate - License Suspended/Revoked/ Denied	15 ATTEMPTS	35		16	5	9	5
257.9041B	Operate - Allow Suspended/Revoked/ Denied to Operate	MISD ATTEMPTS	620 1	24	393	103	69 1	31
257.9041C	Operate - Allow Suspended/Revoked/ Denied to Operate - 2nd+ Offense	1 ATTEMPTS	702 1	36	447	156 1	45	18
257.9044	Operate - License Susp./Rev./Denied, Causing Death	15 ATTEMPTS	10	8		2		
257.9045	Operate - License Susp./Rev./Denied, Causing Serious Injury	5 ATTEMPTS	19 1	9		8	2 1	
257.9047-A	Allow Suspended Person to Operate, Causing Serious Injury	2 ATTEMPTS	2			2		
257.9047-B	Allow Suspended Person to Operate Vehicle, Causing Death	5 ATTEMPTS	3			3		
257.904A	Operating - No License for 3 Years	MISD ATTEMPTS	8	1	6		1	
259.183	Aircraft - Unlawful Tampering, Making Unsafe	5 ATTEMPTS	1			1		
259.80F3	Airports - Possess/Place Weapon on Aircraft	10 ATTEMPTS	1				1	
287.3232	Dangerous Animal, Causing Serious Injury	4 ATTEMPTS	4			2	2	

NOTE: Be sure to check for related offense codes when examining a particular type of crime. They may or may not be in sequential order or even on the same page. Offenders may have multiple dispositions.

A2

2003 Criminal Court Dispositions by Offense and Type of Disposition – All Offenses

Page 5 of 31

			DISPOSITIONS					
Compiled Laws	Offense	Max. Penalty	Total	Prison ¹	Jail	Jail/ Probation ²	Probation ²	Other ³
GRAND TOTAL			76,538	20,317	11,341	23,167	20,954	759
%				27%	15%	30%	27%	1%
VIOLATIONS			66,115	19,338	10,014	20,132	15,952	679
ATTEMPTS			10,423	979	1,327	3,035	5,002	80
290.6313B	Weights & Measures - Intentional Violations	5 ATTEMPTS	1					1
324.1608	Resist/Obstruct Conservation Officers	2 ATTEMPTS	2	1			1	
324.31152A	Water Resources Protection Violation	2 ATTEMPTS	1		1			
324.43521	Hunting/Fishing w/o License	MISD ATTEMPTS	1		1			
324.435581A	Hunting/Fishing License - False Statement	MISD ATTEMPTS	1		1			
324.51510	Fires - Willfully Set Forests	10 ATTEMPTS	3				3	
324.80172	Marine Safety, Negligence Cause Injury/Death	2 ATTEMPTS	2			2		
324.801763	Marine Safety, OWI	MISD ATTEMPTS	1				1	
324.801765	Marine Safety, Operating Under Influence, Serious Injury	5 ATTEMPTS	1			1		
324.81122	ORV - Operating on Highway or Right-of-Way	MISD ATTEMPTS	2		1		1	
324.81134	ORV - OUIL	5 ATTEMPTS	2		1		1	
324.82116	ORV - Altered/Defaced VIN	MISD ATTEMPTS	1		1			
324.82126C1	Snowmobiles - Negligent Operation, Causing Injury/Death	2 ATTEMPTS	1				1	
324.821273	ORV - OUIL - Misd.	MISD ATTEMPTS	1				1	
324.821582	Snowmobiles - Flee and Elude	MISD ATTEMPTS	1		1			
333.16294	Health Profession - Unauthorized Practice Felony	4 ATTEMPTS	3	2		1		
333.17766	Contr. Sub. - Drugs, Obtain by False Rx	MISD ATTEMPTS	2		1		1	
333.17766A2-A	Contr. Sub. - Steroids, Possess - 2nd Offense	4 ATTEMPTS	1		1			
333.17766B	Contr. Sub. - Drugs, Obtain by False Representation	MISD ATTEMPTS	2				1	1
333.17766C	Contr. Sub. - Drugs, Falsely Make/Utter/Publish/Pass/Alter/Forge Rx	2 ATTEMPTS	3		2		1	
333.17766C1	Contr. Sub. - Ephedrine/Pseudoephedrine Posses >12 grams	2 ATTEMPTS	8		1	4	3	
333.17766D	Contr. Sub. - Drugs, Knowingly Posses False/Forged/Altered Rx	MISD ATTEMPTS	1				1	
333.17766E	Contr. Sub. - Drugs, Knowingly Attempts to Possess False/Forged/Altered Rx	MISD ATTEMPTS	2		2			
333.17766E	Contr. Sub. - Drugs, Knowingly Attempts to Possess False/Forged/Altered Rx	MISD ATTEMPTS	4			1	3	
333.17766F	Contr. Sub. - Drugs, Possess/Control Rx for Purpose of Resale/Dispensory	MISD ATTEMPTS	1				1	

NOTE: Be sure to check for related offense codes when examining a particular type of crime. They may or may not be in sequential order or even on the same page. Offenders may have multiple dispositions.

A2

2003 Criminal Court Dispositions by Offense and Type of Disposition – All Offenses

Page 6 of 31

			DISPOSITIONS					
Compiled Laws	Offense	Max. Penalty	Total	Prison ¹	Jail	Jail/ Probation ²	Probation ²	Other ³
	GRAND TOTAL		76,538	20,317	11,341	23,167	20,954	759
	%			27%	15%	30%	27%	1%
	VIOLATIONS		66,115	19,338	10,014	20,132	15,952	679
	ATTEMPTS		10,423	979	1,327	3,035	5,002	80
333.2894	Vital Records - General Violations - 1 Year Misd.	MISD ATTEMPTS	1		1			
333.5210	AIDS - Sexual Penetration w/ Uninformed Partner	4 ATTEMPTS	3	1		2		
333.73413	Contr. Sub. - Imitation Mfg/ Distribution	2 ATTEMPTS	95	15	27	24	29	
333.7401	Contr. Sub. - Delivery/Manufacture	LIFE ATTEMPTS	4		1		3	
333.7401	Contr. Sub. - Delivery/Manufacture	LIFE ATTEMPTS	8	2	3		3	
333.74011	Contr. Sub. - Del/Mfg/Possess	LIFE ATTEMPTS	4		1		3	
333.74012A	Contr. Sub. - Del/Mfg (Narcotic or Cocaine)	LIFE ATTEMPTS	37	5	12	2	18	
333.74012A1	Contr. Sub. - Del/Mfg 1,000+ Grams (Narc. or Cocaine)	LIFE ATTEMPTS	6		4		2	
333.74012A2	Contr. Sub. - Del/Mfg 450 - 999 Grams (Narc. or Cocaine)	LIFE ATTEMPTS	38	37	1			
333.74012A2	Contr. Sub. - Del/Mfg 450 - 999 Grams (Narc. or Cocaine)	30 ATTEMPTS	1		1			
333.74012A3	Contr. Sub. - Del/Mfg 50 - 449 Grams (Narc. or Cocaine)	20 ATTEMPTS	62	57	2	2	1	
333.74012A3	Contr. Sub. - Del/Mfg 50 - 449 Grams (Narc. or Cocaine)	20 ATTEMPTS	218	190	3	7	15	3
333.74012A4	Contr. Sub. - Del/Mfg Under 50 Grams (Narc. or Cocaine)	20 ATTEMPTS	11	3	2	2	4	
333.74012A4	Contr. Sub. - Del/Mfg Under 50 Grams (Narc. or Cocaine)	20 ATTEMPTS	2,704	1,022	232	769	672	9
333.74012B	Contr. Sub. - Del/Mfg (Sched. 1-3), Meth/Ecstasy	20 ATTEMPTS	1,104	135	108	264	595	2
333.74012B	Contr. Sub. - Del/Mfg (Sched. 1-3), Meth/Ecstasy	20 ATTEMPTS	6	1	2	3		
333.74012B-A	Contr. Sub. - Del/Mfg (Sched. 1-3), Except Marijuana	7 ATTEMPTS	1		1			
333.74012B-A	Contr. Sub. - Del/Mfg (Sched. 1-3), Except Marijuana	7 ATTEMPTS	189	39	21	76	53	
333.74012B-B	Contr. Sub. - Del/Mfg (Subs added Sched. 1-3 by Rule)	7 ATTEMPTS	19		1	7	11	
333.74012B-B	Contr. Sub. - Del/Mfg (Subs added Sched. 1-3 by Rule)	7 ATTEMPTS	30	1	5	7	17	
333.74012B1	Contr. Sub. - Del/Mfg Meth/Ecstasy	20 ATTEMPTS	3			2	1	
333.74012B1	Contr. Sub. - Del/Mfg Meth/Ecstasy	20 ATTEMPTS	113	70	2	27	14	
333.74012B1	Contr. Sub. - Del/Mfg Meth/Ecstasy	20 ATTEMPTS	15		1	6	8	
333.74012C	Contr. Sub. - Del/Mfg (Sched. 4, or Added by Rule)	4 ATTEMPTS	2		2			
333.74012C	Contr. Sub. - Del/Mfg (Sched. 4, or Added by Rule)	4 ATTEMPTS	1				1	
333.74012C-A	Contr. Sub. - Del/Mfg (Sched. 4)	4 ATTEMPTS	34	1	8	14	11	
333.74012C-A	Contr. Sub. - Del/Mfg (Sched. 4)	4 ATTEMPTS	2				2	
333.74012C-B	Contr. Sub. - Del/Mfg (Added to Sched. 4 by Board Rule)	4 ATTEMPTS	1				1	
333.74012C-B	Contr. Sub. - Del/Mfg (Added to Sched. 4 by Board Rule)	4 ATTEMPTS	1				1	
333.74012D	Contr. Sub. - Del/Mfg (Sched. 5)	2 ATTEMPTS	8	1	1	2	4	
333.74012D	Contr. Sub. - Del/Mfg (Sched. 5)	2 ATTEMPTS	1			1		
333.74012D1	Contr. Sub. - Del/Mfg 45 or More Kilograms Marijuana	15 ATTEMPTS	15	8	3	3	1	
333.74012D2	Contr. Sub. - Del/Mfg 5 to <45 Kilograms Marijuana	7 ATTEMPTS	112	11	14	49	35	3
333.74012D2	Contr. Sub. - Del/Mfg 5 to <45 Kilograms Marijuana	7 ATTEMPTS	14		3	1	9	1
333.74012D3	Contr. Sub. - Del/Mfg Marijuana	4 ATTEMPTS	2,548	307	315	983	930	13
333.74012D3	Contr. Sub. - Del/Mfg Marijuana	4 ATTEMPTS	509	13	64	137	292	3
333.74012E	Prescription Forms/Official - Del/Mfg/ Intent	20 ATTEMPTS	3	1	1	1		
333.74012F	Prescription Forms - Del/Mfg/ Intent	7 ATTEMPTS	8	2		3	3	
333.74012F	Prescription Forms - Del/Mfg/ Intent	7 ATTEMPTS	2			1	1	
333.7401A	Contr. Sub. - Delivery to Commit Criminal Sexual Conduct	20 ATTEMPTS	1	1				

NOTE: Be sure to check for related offense codes when examining a particular type of crime. They may or may not be in sequential order or even on the same page. Offenders may have multiple dispositions.

A2

2003 Criminal Court Dispositions by Offense and Type of Disposition – All Offenses

Page 7 of 31

			DISPOSITIONS					
Compiled Laws	Offense	Max. Penalty	Total	Prison ¹	Jail	Jail/ Probation ²	Probation ²	Other ³
GRAND TOTAL			76,538	20,317	11,341	23,167	20,954	759
%				27%	15%	30%	27%	1%
VIOLATIONS			66,115	19,338	10,014	20,132	15,952	679
ATTEMPTS			10,423	979	1,327	3,035	5,002	80
333.7401B3A	Contr. Sub. - Del/Mfg GBL	7	4			4		
ATTEMPTS								
333.7401B3B	Contr. Sub. - Possess GBL	2	6		1	4		1
ATTEMPTS								
333.7401C2A	Contr. Sub. - Operate/Maintain Lab	10	121	35	13	61	12	
ATTEMPTS			28	5	2	18	3	
333.7401C2B	Contr. Sub. - Operate/Maintain Lab Near Minor	20	8	5		2	1	
ATTEMPTS			1	1				
333.7401C2C	Contr. Sub. - Operate/Maintain Lab Involving Hazardous Waste	20	26	16	1	4	3	2
ATTEMPTS			1	1				
333.7401C2D	Contr. Sub. - Operate/Maintain Lab Near Specified Places	20	42	29		8	5	
ATTEMPTS			2			2		
333.7401C2E	Contr. Sub. - Operate/Maintain Lab Involving Firearm	25	2	2				
ATTEMPTS								
333.74022A	Contr. Sub. - Create/Del./Intent Counterfeit (Narcotic)	10	2	1	1			
ATTEMPTS								
333.74022B	Contr. Sub. - Create/Del./Intent Counterfeit (Sched. 1-3)	5	2		1	1		
ATTEMPTS								
333.74022D	Contr. Sub. - Create/Del./Counterfeit Sub. (Sched. 5)	2	1	1				
ATTEMPTS								
333.74022E	Contr. Sub. - Create/Deliver Analogue	15	3		1		2	
ATTEMPTS								
333.7403	Contr. Sub. - Possess Marijuana	LIFE	4		3	1		
ATTEMPTS								
333.74032A	Contr. Sub. - Possess	LIFE	8	1	6		1	
ATTEMPTS			4		1	2	1	
333.74032A1	Contr. Sub. - Possess 1,000+ Grams (Narcotic)	LIFE	3	3				
ATTEMPTS								
333.74032A2	Contr. Sub. - Possess 450 - 999 Grams (Narcotic)	30	10	9		1		
ATTEMPTS								
333.74032A3	Contr. Sub. - Possess 50 - 449 Grams (Narcotic)	20	14	9	2	2	1	
ATTEMPTS								
333.74032A4	Contr. Sub. - Possess 25 - 49 Grams (Narcotic)	4	50	16	9	11	14	
ATTEMPTS			4		1	2	1	
333.74032A5	Contr. Sub. - Possess <25 Grams (Narcotic)	4	4,997	612	1,040	1,512	1,816	17
ATTEMPTS			952	19	126	236	569	2
333.74032B	Contr. Sub. - Possess Analogues/Sched. 1-4	2	5	1		3	1	
ATTEMPTS			2				2	
333.74032B-A	Contr. Sub. - Possess Analogues/Sched. 1-4	2	431	21	84	151	170	5
ATTEMPTS			35		4	4	27	
333.74032B-B	Contr. Sub. - Possess Analogues/Sched. 1-4	2	49	4	10	17	16	2
ATTEMPTS			4		1		3	
333.74032B1	Contr. Sub. - Possess Methamphetamine	10	411	45	67	180	118	1
ATTEMPTS			57	7	7	33	9	1
333.74032C-A	Contr. Sub. - Possess Sched. 5	1	14		3	4	5	2
ATTEMPTS			1				1	
333.74032D	Contr. Sub. - Possess Marijuana	1	1,479	70	459	399	510	41
ATTEMPTS			18		8	3	6	1

NOTE: Be sure to check for related offense codes when examining a particular type of crime. They may or may not be in sequential order or even on the same page. Offenders may have multiple dispositions.

A2

2003 Criminal Court Dispositions by Offense and Type of Disposition — All Offenses

Page 8 of 31

			DISPOSITIONS					
Compiled Laws	Offense	Max. Penalty	Total	Prison ¹	Jail	Jail/ Probation ²	Probation ²	Other ³
GRAND TOTAL			76,538	20,317	11,341	23,167	20,954	759
%				27%	15%	30%	27%	1%
VIOLATIONS			66,115	19,338	10,014	20,132	15,952	679
ATTEMPTS			10,423	979	1,327	3,035	5,002	80
333.74032E	Prescription Forms - Possession	MISD	4			3	1	
		ATTEMPTS						
333.74032F	Prescription Forms - Possession	MISD	4		1		3	
		ATTEMPTS						
333.74042	Controlled Substance - Possession	MISD	3	1			2	
		ATTEMPTS						
333.74042A	Contr. Sub. - Use (Narcotic/Cocaine/ Meth/Ecstasy)	1	202	3	76	48	68	7
		ATTEMPTS	3		2			1
333.74042B	Contr. Sub. - Use	1	23		4	5	12	2
		ATTEMPTS	1				1	
333.74042D	Contr. Sub. - Use of Marijuana	MISD	25	2	10	2	10	1
		ATTEMPTS						
333.7405A	Contr. Sub. - Licensee, Prescription Violations	2	2			2		
		ATTEMPTS						
333.7405D	Contr. Sub. - Maintain Drug House	2	445	55	49	163	170	8
		ATTEMPTS	9		1	3	5	
333.7405E	Contr. Sub. - Maintain Drug House	2	5			1	4	
		ATTEMPTS						
333.74071A	Contr. Sub. - Licensee Distribute w/o Order Form	4	1				1	
		ATTEMPTS						
333.74071C	Contr. Sub. - Obtain by Fraud	4	183	14	26	79	63	1
		ATTEMPTS	77	3	7	29	37	1
333.74071G	Contr. Sub. - Counterfeit Prescription Form	4	9	1	1	4	3	
		ATTEMPTS	5		2	2	1	
333.7407A-A	Contr. Sub. - Induce Person to Commit Felony	LIFE	3	1	1		1	
		ATTEMPTS	1		1			
333.7407A-B	Contr. Sub. - Inducing Person to Violate - High Misdemeanor	4	1			1		
		ATTEMPTS						
333.7407A1-A	Contr. Sub. - Attempt Felony	LIFE	35	11	7	11	6	
		ATTEMPTS	10	3	3	1	3	
333.7407A1(B)	Controlled Substance - Fraud	4	1			1		
		ATTEMPTS						
333.7407AA	Contr. Sub. - Inducing Person to Violate - Life Felony	VAR	3	1			2	
		ATTEMPTS						
333.74101-A	Contr. Sub. - Deliver to Minor <50 Grams (Narcotic/Cocaine)	40	3	3				
		ATTEMPTS						
333.74101-B	Contr. Sub. - Deliver to Minor (Sched. 1-3, Except Marij./Coc.)	14	3	2	1			
		ATTEMPTS						
333.74101-D	Contr. Sub. - Delivery to Minor, Sched. 4 and Marijuana	8	7	3	1	3		
		ATTEMPTS	1				1	
333.74101-G	Contr. Sub. - Deliver GBL to Minor	14	1			1		
		ATTEMPTS						
333.74102-A	Contr. Sub. - Deliver <50 Grams, School Prop. (Narc/Cocaine)	60	1	1				
		ATTEMPTS						
333.74103	Contr. Sub. - Intent Deliver <50 Grams, School Prop (Narc.)	40	13	9		2	2	
		ATTEMPTS	1				1	
333.74104-A	Contr. Sub. - Possess on School/ Library Prop. (Narc./Coc.) <25 Grams	8	1	1				
		ATTEMPTS						

NOTE: Be sure to check for related offense codes when examining a particular type of crime. They may or may not be in sequential order or even on the same page. Offenders may have multiple dispositions.

A2

2003 Criminal Court Dispositions by Offense and Type of Disposition – All Offenses

Page 9 of 31

			DISPOSITIONS					
Compiled Laws	Offense	Max. Penalty	Total	Prison ¹	Jail	Jail/ Probation ²	Probation ²	Other ³
GRAND TOTAL			76,538	20,317	11,341	23,167	20,954	759
%				27%	15%	30%	27%	1%
VIOLATIONS			66,115	19,338	10,014	20,132	15,952	679
ATTEMPTS			10,423	979	1,327	3,035	5,002	80
333.74104-B	Contr. Sub. - Possess on School/ Library Property (Sched.1-4)	4 ATTEMPTS	3		1	1	1	
333.74104-D	Contr. Sub. - Possess Marijuana, on School/Library Property	2 ATTEMPTS	17		2	10	5	
333.7410A	Contr. Sub. - Deliver/Possess in Park	2 ATTEMPTS	1		1			
333.74132	Contr. Sub. - 2nd+ Offense - Double Penalty	VAR ATTEMPTS	89	15	28	29	15	2
335.07	Marihuana, Possession	MISD ATTEMPTS	11		3	3	5	
338.1053A	Security Guards - No License/Permission Connect Security Alarm	4 ATTEMPTS	1			1		
339.6013	Occupational Code - Performing Occupation w/o License - 1st Offense	MISD ATTEMPTS	12	1	4	1	6	
400.601-A	Fraud - Welfare, \$500 or Less	4 ATTEMPTS	3		1		2	
400.601-B	Fraud - Welfare, Over \$500	4 ATTEMPTS	22	4	5	5	8	
400.602-A	Fraud - Welfare, Failure to Inform, \$500 or Less	MISD ATTEMPTS	5		2		3	
400.602-B	Fraud - Welfare, Failure to Inform, Over \$500	4 ATTEMPTS	12		1		11	
400.6071	Medicaid Fraud - False Claim	4 ATTEMPTS	101	3	9	9	80	
408.10355	MIOSHA - Violation Cause Employee Death	4 ATTEMPTS	6		1		5	
421.54B1IA	Unemployment Comp. Fraud, False Statmnt/Misrep. \$1K to \$25K	4 ATTEMPTS	2			1	1	
432.2181	Gambling Operations - Felony Violations	4 ATTEMPTS	1		1		1	
432.2182	Gambling Activities - Felony Violations	10 ATTEMPTS	10			1	9	
432.30	Lottery - Forge/Counterfeit Ticket	10 ATTEMPTS	6				6	
436.16131	Alcohol - Furnishing Place for Consideration (1 Yr Felony)	5 ATTEMPTS	4	2		1	1	
436.17011-A	Alcohol - Sell/Furnish to Minor	MISD ATTEMPTS	1				1	
436.17012	Alcohol - Sell/Furnish to Minor, Causing Death	MISD ATTEMPTS	6				6	
436.17031A	Alcohol - Purchase/Consume/ Possess by Minor	MISD ATTEMPTS	2			1		1
436.17031B	Alcohol - Purchase/Consume/ Possess by Minor - 2nd Offense	MISD ATTEMPTS	19	2	14	1	2	
436.17031C	Alcohol - Purchase/Consume/ Possess by Minor - 3rd+ Offense	MISD ATTEMPTS	1			1		
436.33	Alcohol - Selling/Furnishing to Minor	10 ATTEMPTS	56	2	4	10	16	24
			5			2	3	
			2		1		1	
			2	1	1			

NOTE: Be sure to check for related offense codes when examining a particular type of crime. They may or may not be in sequential order or even on the same page. Offenders may have multiple dispositions.

A2

2003 Criminal Court Dispositions by Offense and Type of Disposition – All Offenses

Page 10 of 31

			DISPOSITIONS					
Compiled Laws	Offense	Max. Penalty	Total	Prison ¹	Jail	Jail/ Probation ²	Probation ²	Other ³
GRAND TOTAL			76,538	20,317	11,341	23,167	20,954	759
%				27%	15%	30%	27%	1%
VIOLATIONS			66,115	19,338	10,014	20,132	15,952	679
ATTEMPTS			10,423	979	1,327	3,035	5,002	80
436.33B1A	Alcohol - Minor, Purchase/Possess/ Consume	MISD ATTEMPTS	3		2			1
445.4871	P. Gem/Metal D. Act - Fail Record Material Matter - Misd.	MISD ATTEMPTS	1				1	
451.501	Blue Sky Laws - Fraudulent Schemes/ Statements	10 ATTEMPTS	13	2	2	9		
462.273	Trains - Trespass on Tracks	MISD ATTEMPTS	1	1	1			
500.3101A	Motor Vehicle - Operating w/o Valid Insurance	MISD ATTEMPTS	1		1			
500.3102	Motor Vehicle - Operating w/o Security	MISD ATTEMPTS	17		11	2	1	3
500.45111	Insurance - Fraudulent Acts	4 ATTEMPTS	122	8	7	44	60	3
			39	1	1	6	31	
500.45112	Insurance Fraud - Conspiracies	10 ATTEMPTS	18	1	2	7	8	
			3		1	1	1	
570.1110B	Contractor - False Sworn Statements	10 ATTEMPTS	2			1	1	
570.152	Contractor - Fraudulent Use of Building Contract Fund	3 ATTEMPTS	16		1	10	5	
			1			1		
600.1701	Contempt of Court	MISD ATTEMPTS	5		4		1	
600.2907A2	Real Property - Encumber w/o Lawful Cause	3 ATTEMPTS	10				10	
600.2950	Domestic Violence - Personal Protection Order	MISD ATTEMPTS	2		1		1	
722.151B	Children - Harboring Runaways	MISD ATTEMPTS	1		1			
722.6335B	Child Abuse - Intentional False Report Felony	VAR ATTEMPTS	2	1		1		
722.6411	Tobacco - Furnish to Minor	MISD ATTEMPTS	1				1	
722.642	Tobacco - Possession/Use by Minor	MISD ATTEMPTS	1					1
722.675	Distribute Obscene Matter to Children	2 ATTEMPTS	8	1	4	1	2	
			3		1	1	1	
722.677	Display Sexually Explicit Matter to Children	MISD ATTEMPTS	2		1		1	
750.108	Boats - Remove from Moorings	MISD ATTEMPTS	2	1	1			
750.10A	Sexually Delinquent Person	LIFE ATTEMPTS	25	18		7		
750.110	Breaking & Entering - Bldg. w/Intent	15 ATTEMPTS	1,946	739	164	724	309	10
			428	91	47	159	131	
750.110-A	Breaking & Entering - Unoccupied Bldg. w/Intent	10 ATTEMPTS	18	8	9	1		
			8	3	2	3		
750.110-B	Breaking & Entering - Occupied Bldg. w/Intent	15 ATTEMPTS	2		2			
			1			1		

NOTE: Be sure to check for related offense codes when examining a particular type of crime. They may or may not be in sequential order or even on the same page. Offenders may have multiple dispositions.

A2

2003 Criminal Court Dispositions by Offense and Type of Disposition – All Offenses

Page 11 of 31

			DISPOSITIONS					
Compiled Laws	Offense	Max. Penalty	Total	Prison ¹	Jail	Jail/ Probation ²	Probation ²	Other ³
	GRAND TOTAL		76,538	20,317	11,341	23,167	20,954	759
	%			27%	15%	30%	27%	1%
	VIOLATIONS		66,115	19,338	10,014	20,132	15,952	679
	ATTEMPTS		10,423	979	1,327	3,035	5,002	80
750.110A2	Home Invasion - 1st Degree	20	568	397	13	83	70	5
	ATTEMPTS		133	33	14	45	41	
750.110A3	Home Invasion - 2nd Degree	15	1,399	606	87	432	269	5
	ATTEMPTS		152	46	13	59	34	
750.110A4	Home Invasion - 3rd Degree	5	444	88	55	174	124	3
	ATTEMPTS		48	4	6	26	12	
750.111	Breaking & Entering - Entry w/o Breaking, w/Intent	5	145	36	10	52	47	
	ATTEMPTS		11	2	1	1	6	1
750.113	Breaking & Entering - Coin Box	MISD	1		1			
	ATTEMPTS							
750.115	Breaking & Entering - Illegal Entry w/o Owner's Permission/Denied	MISD	27	3	9	5	7	3
	ATTEMPTS							
750.115A	Illegal Entry (w/o Owners Permission)	MISD	108	3	38	22	40	5
	ATTEMPTS		2		1		1	
750.116	Burglar's Tools - Possess	10	87	29	15	26	17	
	ATTEMPTS		14	1	3	7	3	
750.117	Public Officer - Bribery	4	7		1	2	4	
	ATTEMPTS		2			2		
750.1227A	Witness - Bribe/Intimidate/ Interfere	4	10	4		5	1	
	ATTEMPTS		1		1			
750.1227B	Witness - Bribe/Intimidate/ Interfere	10	5	3		1	1	
	ATTEMPTS		1	1				
750.1227C	Witness - Intimidate/Threaten to Kill or Injure	15	6	3		1	2	
	ATTEMPTS		1			1		
750.1228	Witness - Retaliate Against	10	3	2		1		
	ATTEMPTS							
750.13	Entice Female Under 16 for Immoral Purposes	10	9	5		1	3	
	ATTEMPTS							
750.131	Check - Non-Sufficient Funds	2	5		1		4	
	ATTEMPTS		2		2			
750.1313A1	Check - Non-Sufficient Funds, Less than \$100	MISD	21		5	7	6	3
	ATTEMPTS							
750.1313B1	Check - Non-Sufficient Funds, \$100 - <\$500	1	28		8	2	15	3
	ATTEMPTS		1			1		
750.1313B2	Check - Non-Sufficient Funds, \$100 - <\$500 - 3rd+ Offense	2	1	1				
	ATTEMPTS							
750.1313C	Check - Non-Sufficient Funds, \$500 or more	2	123	10	20	52	38	3
	ATTEMPTS		9		2	3	4	
750.131A	Check - No Account or Non-Sufficient Funds	2	26	6	5	6	9	
	ATTEMPTS		7			5	2	
750.131A1	Check - No Account	2	436	56	58	196	122	4
	ATTEMPTS		32		5	10	16	1
750.131A2	Check - Non-Sufficient Funds, Three w/in 10 days	2	143	22	23	55	41	2
	ATTEMPTS		7		2		5	
750.135	Children - Abandonment	10	2				2	
	ATTEMPTS		1				1	
750.136B2	Child Abuse - 1st Degree	15	32	25		5	1	1
	ATTEMPTS		1			1		

NOTE: Be sure to check for related offense codes when examining a particular type of crime. They may or may not be in sequential order or even on the same page. Offenders may have multiple dispositions.

A2

2003 Criminal Court Dispositions by Offense and Type of Disposition – All Offenses

Page 12 of 31

			DISPOSITIONS					
Compiled Laws	Offense	Max. Penalty	Total	Prison ¹	Jail	Jail/ Probation ²	Probation ²	Other ³
GRAND TOTAL			76,538	20,317	11,341	23,167	20,954	759
%				27%	15%	30%	27%	1%
VIOLATIONS			66,115	19,338	10,014	20,132	15,952	679
ATTEMPTS			10,423	979	1,327	3,035	5,002	80
750.136B3	Child Abuse - 2nd Degree	4	121	24	5	37	55	
		ATTEMPTS	11			5	6	
750.136B4	Child Abuse - 3rd Degree	2	159	7	20	62	69	1
		ATTEMPTS	5			1	4	
750.136B5	Child Abuse - 4th Degree	1	79		10	11	57	1
		ATTEMPTS	2				2	
750.141A2	Drugs/Alcohol - Allowing Consumption by Minors	MISD	9		2	1	5	1
		ATTEMPTS						
750.142	Children - Furnish Obscenity to	MISD	2		2			
		ATTEMPTS						
750.145	Children - Contribute to Delinquency	MISD	42	1	20	8	11	2
		ATTEMPTS						
750.145A	Accost/Solicit Child for Immoral Purposes	1	21	15	2	2	2	
		ATTEMPTS	1				1	
750.145A-A	Children - Accost for Immoral Purposes	4	25	7	1	12	5	
		ATTEMPTS	6		2	1	3	
750.145C2	Child Sexually Abusive Activity	20	73	55	4	10	4	
		ATTEMPTS	1	1				
750.145C3	Child Sexually Abusive Activity, Promote or Distribute	7	8	2		3	3	
		ATTEMPTS						
750.145C4	Child Sexually Abusive Material, Possess	4	16	2	4	5	4	1
		ATTEMPTS						
750.145C4-A	Child Sexually Abusive Material, Possess	4	13			12	1	
		ATTEMPTS	1				1	
750.145D2	Computer/Internet - Communicate w/Other to Commit Crime	20	2	1			1	
		ATTEMPTS						
750.145D2B	Computer/Internet - Plan Crime w/ Other, Max 1 - <2 yrs	2	3		1	1	1	
		ATTEMPTS						
750.145D2D	Computer/Internet - Plan Crime w/ Other, Max 4 - <10 yrs	10	5	2		2	1	
		ATTEMPTS						
750.145D2E	Computer/Internet - Plan Crime w/ Other, Max 10 - <15 yrs	15	1			1		
		ATTEMPTS						
750.145D2F	Computer/Internet - Plan Crime w/ Other, Max 15+ yrs	20	34	16	2	7	9	
		ATTEMPTS	7	6		1		
750.145N3	Vulnerable Adult Abuse - 3rd Degree	2	2	1			1	
		ATTEMPTS	1				1	
750.145N4	Vulnerable Adult Abuse - 4th Degree	1	1				1	
		ATTEMPTS						
750.147B	Ethnic Intimidation	2	25	3	7	10	5	
		ATTEMPTS	4			1	3	
750.149-B	Compounding Offenses (Misd.)	MISD	1				1	
		ATTEMPTS						
750.157A	Compounding Offenses	5	28	5	3	12	8	
		ATTEMPTS	6				6	
750.157AB	Conspiracy - Gamble Illegally	5	2			1	1	
		ATTEMPTS						
750.157B	Homicide - Solicitation of Murder	LIFE	2	2				
		ATTEMPTS						

NOTE: Be sure to check for related offense codes when examining a particular type of crime. They may or may not be in sequential order or even on the same page. Offenders may have multiple dispositions.

A2

2003 Criminal Court Dispositions by Offense and Type of Disposition — All Offenses

Page 13 of 31

			DISPOSITIONS					
Compiled Laws	Offense	Max. Penalty	Total	Prison ¹	Jail	Jail/ Probation ²	Probation ²	Other ³
	GRAND TOTAL		76,538	20,317	11,341	23,167	20,954	759
	%			27%	15%	30%	27%	1%
	VIOLATIONS		66,115	19,338	10,014	20,132	15,952	679
	ATTEMPTS		10,423	979	1,327	3,035	5,002	80
750.157B2	Homicide - Solicitation of Murder	LIFE ATTEMPTS	4	4				
750.157B3	Solicit to Commit Felony	5 ATTEMPTS	2	1		1		
750.157C	Minors - Induce to Commit Felony	VAR ATTEMPTS	1			1		
750.157N	Financial Transaction Device - Steal/Retain/Possess	4 ATTEMPTS	4	1	2	1		
750.157N1	Financial Transaction Device - Steal/Retain w/o Consent	4 ATTEMPTS	757	127	95	300	232	3
750.157N2	Financial Transaction Device - Possess Fraudulent One	4 ATTEMPTS	89	6	11	34	38	
750.157P	Financial Transaction Device - Possess w/Intent to Use/Sell	4 ATTEMPTS	40	2	5	21	11	1
750.157Q	Financial Transaction Device - Illegal Sale/Use	4 ATTEMPTS	106	17	20	37	32	
750.157R	Financial Transaction Device - Forge/Alter/Counterfeit	4 ATTEMPTS	26	2	4	6	14	
750.157S1B1	Financial Transaction Device - Use Revoked/Cancelled, \$100-<\$500	4 ATTEMPTS	202	18	30	70	84	
750.157U	Financial Transaction Device - Overcharge	4 ATTEMPTS	31	4	3	12	11	1
750.157V	Financial Transaction Device - False ID	4 ATTEMPTS	1			1		
750.157W1A	Financial Trans. Device - Fraud Withdraw/Transfer, <\$200	1 MISD ATTEMPTS	5		1	2	2	
750.157W1B1	Financial Trans. Device - Fraud Withdraw/Transfer, \$200 - <\$1K	1 ATTEMPTS	2	1		1		
750.157W1C1	Financial Trans. Device - Fraud Withdraw/Transfer, \$1K - <\$20K	4 ATTEMPTS	50	8	9	10	23	
750.158	Sodomy	4 ATTEMPTS	4			1	3	
750.15911	Criminal Enterprise - Conduct	1 MISD ATTEMPTS	1			1		
750.160	Dead Bodies - Disinterment and Mutilation	1 ATTEMPTS	10		5	1	4	
750.161	Desertion/Abandon/Non-Support	5 ATTEMPTS	8	1	3	3	1	
750.165	Child Support - Fail to Pay	15 ATTEMPTS	1		1			
750.1671A	Disorderly Person - Non-Support	20 ATTEMPTS	32	16	1	8	5	2
750.1671C	Disorderly Person - Window Peeper	10 ATTEMPTS	9	7		2		
750.1671DB	Disorderly Person - Illegal Occupation	3 ATTEMPTS	79	14	7	25	33	
750.1671E	Disorderly Person - Drunk	4 ATTEMPTS	32	8	1	9	14	
			304	24	15	129	135	1
			314	9	2	39	263	1
			8		1	2	3	2
			1		1			
			4		1	1	2	
			24	1	10	5	7	1

NOTE: Be sure to check for related offense codes when examining a particular type of crime. They may or may not be in sequential order or even on the same page. Offenders may have multiple dispositions.

A2

2003 Criminal Court Dispositions by Offense and Type of Disposition — All Offenses

Page 14 of 31

			DISPOSITIONS					
Compiled Laws	Offense	Max. Penalty	Total	Prison ¹	Jail	Jail/ Probation ²	Probation ²	Other ³
	GRAND TOTAL		76,538	20,317	11,341	23,167	20,954	759
	%			27%	15%	30%	27%	1%
	VIOLATIONS		66,115	19,338	10,014	20,132	15,952	679
	ATTEMPTS		10,423	979	1,327	3,035	5,002	80
750.1671F	Disorderly Person - Obscene Conduct	MISD	7		2	3	2	
	ATTEMPTS							
750.1671J	Disorderly Person - Loitering about Illegal Business	MISD	8		1	3	4	
	ATTEMPTS							
750.1671L	Disorderly Person - Jostling	MISD	10			1	7	2
	ATTEMPTS							
750.170	Disturbing the Peace	MISD	19	1	11	2	3	2
	ATTEMPTS		1					1
750.174	Embezzle - Agent or Trustee	10	5	1	3		1	
	ATTEMPTS							
750.174-B	Embezzlement - Agent or Trustee, Over \$100	10	30	12	8	6	3	1
	ATTEMPTS		8	4	2		2	
750.1742	Embezzlement - Less Than \$200	MISD	6		1	2	3	
	ATTEMPTS							
750.1743A	Embezzle - Agent or Trustee \$200 - <\$1K	1	70		11	19	38	2
	ATTEMPTS		1				1	
750.1743B	Embezzlement - <\$200 - 2nd Offense	MISD	4		4			
	ATTEMPTS							
750.1744A	Embezzle - Agent or Trustee, \$1K - <\$20K	5	447	45	17	165	218	2
	ATTEMPTS		96	8	2	26	59	1
750.1744B	Embezzle - Agent or Trustee, \$200 - <\$1K - 2nd+ Offense	5	8		3	2	3	
	ATTEMPTS							
750.1745A	Embezzle - Agent or Trustee, \$20K - <\$50K	10	113	24	2	48	39	
	ATTEMPTS		25	1		8	16	
750.174A	Embezzlement - From Vulnerable Adult	10	2				2	
	ATTEMPTS		1				1	
750.174A3A	Embezzlement - From Vulnerable Adult, \$200 - <\$1K	1	1			1		
	ATTEMPTS							
750.174A4A	Embezzlement - From Vulnerable Adult, \$1K - <\$20K	5	22	4		11	7	
	ATTEMPTS		3			1	2	
750.174A5A	Embezzlement - From Vulnerable Adult, \$20K or More	10	6			4	2	
	ATTEMPTS		2			2		
750.175	Embezzle - Public Official, Over \$50	10	5		1	2	2	
	ATTEMPTS							
750.176	Embezzle - Administrator/Executor/ Guardian	10	1				1	
	ATTEMPTS							
750.1772A	Embezzle - Chattel Mortgagor \$20K or More	10	1			1		
	ATTEMPTS							
750.180	Embezzle - Financial Institutions	20	26			7	19	
	ATTEMPTS		1				1	
750.181	Embezzle - Jointly Held Property	10	1					1
	ATTEMPTS							
750.1814A	Embezzle - Jointly Held Property, \$1K - <\$20K	5	2	2				
	ATTEMPTS							
750.1815A	Embezzle - Jointly Held Property \$20K or More	10	1			1		
	ATTEMPTS							
750.183-A	Escape - Aiding Prisoner - Felony	7	4	3	1			
	ATTEMPTS		3	1		2		

NOTE: Be sure to check for related offense codes when examining a particular type of crime. They may or may not be in sequential order or even on the same page. Offenders may have multiple dispositions.

A2

2003 Criminal Court Dispositions by Offense and Type of Disposition – All Offenses

Page 15 of 31

Compiled Laws	Offense	Max. Penalty
	GRAND TOTAL	
	%	
	VIOLATIONS	
	ATTEMPTS	
750.186A	Escape - Juvenile Facility	4
	ATTEMPTS	
750.193	Escape - Prison	5
	ATTEMPTS	
750.1951	Escape - From Misdemeanor Jail Sentence	2
	ATTEMPTS	
750.1952	Escape - From Felony Jail Sentence	4
	ATTEMPTS	
750.1971	Escape - Awaiting Trial for Misdemeanor	2
	ATTEMPTS	
750.1972	Escape - Awaiting Trial for Felony	4
	ATTEMPTS	
750.197A	Escape - Lawful Custody	1
	ATTEMPTS	
750.197C	Escape - From Jail Through Violence or Assault Prison Employee	4
	ATTEMPTS	
750.197C-A	Assault of Prison Employee	4
	ATTEMPTS	
750.197C-B	Escape - From Jail Through Violence	4
	ATTEMPTS	
750.199A	Bond - Abscond or Forfeit	4
	ATTEMPTS	
750.201	Explosives - Illegal Transport	5
	ATTEMPTS	
750.204A	Explosives - Send w/Intent to Frighten	5
	ATTEMPTS	
750.2072B	Explosives - Place Near Property Cause Property Damage	20
	ATTEMPTS	
750.209-B	Explosives - Place w/Intent to Alarm	5
	ATTEMPTS	
750.209A	Explosives - Possess w/Intent to Terrorize	10
	ATTEMPTS	
750.210	Explosives - Possess Bomb w/ Unlawful Intent	LIFE
	ATTEMPTS	
750.211A2A	Explosives - Mfg/Possess Explosive/ Other w/Malicious Intent	15
	ATTEMPTS	
750.211A2B	Explosives - Mfg/Possess Molotov Cocktail/Other w/Prop. Damage	20
	ATTEMPTS	
750.211A2C	Explosives - Mfg/Possess Molotov Cocktail/Other w/Physical Injury	25
	ATTEMPTS	
750.213	Extortion	20
	ATTEMPTS	
750.215	False Personation of Public Officer	MISD
	ATTEMPTS	
750.216	Law Enforcement Badges - Unlawful Possession	MISD
	ATTEMPTS	
750.217	Obstruct Officer By Disguise	1
	ATTEMPTS	

DISPOSITIONS					
Total	Prison ¹	Jail	Jail/ Probation ²	Probation ²	Other ³
76,538	20,317 27%	11,341 15%	23,167 30%	20,954 27%	759 1%
66,115	19,338	10,014	20,132	15,952	679
10,423	979	1,327	3,035	5,002	80
6	3		2	1	
4	1	1	2		
55	45	6	3	1	
6	4	1	1		
20	1	11	7		1
31	18	6	5	1	1
3	1	2			
4	1	1	2		
36	28	4	3	1	
6	2	2	2		
7	1	3	1	1	1
21	18	1	2		
5	5				
74	55	8	11		
14	11		2	1	
1	1				
129	51	41	21	13	3
16	2	9	3		2
3				3	
2	1		1		
1				1	
2			1	1	
8	3		1	4	
1			1		
1		1			
11	2	2	3	4	
8	1	2	2	3	
3	2			1	
1	1				
27	23		1	3	
7	4	3			
7		2	3	2	
3		2	1		
1			1		

NOTE: Be sure to check for related offense codes when examining a particular type of crime. They may or may not be in sequential order or even on the same page. Offenders may have multiple dispositions.

A2

2003 Criminal Court Dispositions by Offense and Type of Disposition — All Offenses

Page 16 of 31

			DISPOSITIONS					
Compiled Laws	Offense	Max. Penalty	Total	Prison ¹	Jail	Jail/ Probation ²	Probation ²	Other ³
	GRAND TOTAL		76,538	20,317	11,341	23,167	20,954	759
	%			27%	15%	30%	27%	1%
	VIOLATIONS		66,115	19,338	10,014	20,132	15,952	679
	ATTEMPTS		10,423	979	1,327	3,035	5,002	80
750.217B	False Personation - Utility Worker	2	1					1
	ATTEMPTS							
750.218	False Pretenses w/Intent to Defraud	10	6	2	2		2	
	ATTEMPTS		4		1		3	
750.218-A	False Pretenses - \$100 or Less	1	3			1	1	1
	ATTEMPTS							
750.218-B	False Pretenses - Over \$100	10	32	14	6	1	11	
	ATTEMPTS		8	3	1		4	
750.2183	False Pretenses - Less Than \$200	MISD	12	1	3	2	4	2
	ATTEMPTS		1				1	
750.2183A	False Pretenses - \$200 - <\$1K	1	37	1	5	12	18	1
	ATTEMPTS		1		1			
750.2184A	False Pretenses - \$1K - <\$20K	5	199	46	10	68	71	4
	ATTEMPTS		53	1	5	20	27	
750.2184B	False Pretenses - \$200 - <\$1K - 2nd+ Offense	5	1	1				
	ATTEMPTS							
750.2185A	False Pretenses - \$20K or More	10	59	8	3	33	15	
	ATTEMPTS		10	2	3	1	4	
750.2185B	False Pretenses - \$1K - <\$20K - 3rd+ Offense	10	1				1	
	ATTEMPTS							
750.219A2B1	Telecommunications - Avoid Payment, \$200 - <\$1K	MISD	2			1	1	
	ATTEMPTS							
750.219A2C1	Telecommunications - Avoid Payment, \$1K - < \$20K	5	2			1	1	
	ATTEMPTS		1	1				
750.219c	Telecommunications - Avoid Payment \$200 - <\$1K	MISD	1		1			
	ATTEMPTS							
750.219E	Financial Institution - Unauthorized Credit Application	4	18	3	1	6	8	
	ATTEMPTS		5			2	3	
750.224	Weapons - Dangerous Weapon, Sale/Possess	5	1		1			
	ATTEMPTS							
750.2241-A	Weapons - Dangerous Weapon, Misc.	5	40	6	6	11	17	
	ATTEMPTS		15	1	5	1	7	1
750.2241-B	Weapons - Dangerous Weapon, Gas Ejecting Device	5	1				1	
	ATTEMPTS							
750.224A	Weapons - Taser, Possession or Sale Taser	4	30	6	3	4	17	
	ATTEMPTS		17		2	3	12	
750.224B	Weapons - Firearms, Short-Barrel Shotgun/Rifle	5	46	7	4	20	15	
	ATTEMPTS		6	1	1	2	2	
750.224D2	Weapons - Dangerous Weapon, Self-Defense Spray	2	6	1	2	1	2	
	ATTEMPTS		3		1		2	
750.224F	Weapons - Firearms, Possession by Felon	5	703	460	54	87	98	4
	ATTEMPTS		33	6	10	9	7	1
750.226	Weapons - Dangerous Weapon, Carry w/Unlawful Intent	5	72	37	8	17	9	1
	ATTEMPTS		2			1	1	
750.226A	Weapons - Switchblade, Possession or Sale	1	16		5	4	7	
	ATTEMPTS							
750.227	Weapons - Carry Concealed	5	1,199	255	203	280	453	8
	ATTEMPTS		794	15	75	216	483	5

NOTE: Be sure to check for related offense codes when examining a particular type of crime. They may or may not be in sequential order or even on the same page. Offenders may have multiple dispositions.

A2

2003 Criminal Court Dispositions by Offense and Type of Disposition – All Offenses

Page 17 of 31

			DISPOSITIONS					
Compiled Laws	Offense	Max. Penalty	Total	Prison ¹	Jail	Jail/ Probation ²	Probation ²	Other ³
	GRAND TOTAL		76,538	20,317	11,341	23,167	20,954	759
	%			27%	15%	30%	27%	1%
	VIOLATIONS		66,115	19,338	10,014	20,132	15,952	679
	ATTEMPTS		10,423	979	1,327	3,035	5,002	80
750.227B	Weapons - Felony Firearm	10	40	35			5	
	ATTEMPTS		1			1		
750.227B-A	Weapons - Felony Firearm	2	1,670	1,602	2	12	46	8
	ATTEMPTS		17		1	8	8	
750.227B-B	Weapons - Felony Firearm - 2nd Offense	5	18	18				
	ATTEMPTS							
750.227C	Weapons - Firearms, Possess Loaded in Vehicle	2	66	6	9	12	35	4
	ATTEMPTS		8		2		6	
750.227D	Weapons - Firearms, Improper Possession in Vehicle	MISD	13	2	3	3	4	1
	ATTEMPTS		1		1			
750.227F	Body Armor - Wear During Violent Crime	4	2	1			1	
	ATTEMPTS							
750.227G9A	Weapons - Body Armor - Possess/Use by Violent Felon	4	2				2	
	ATTEMPTS							
750.228	Weapons - Firearms, Safety Inspection Violation [Repealed]	MISD	25		7	7	10	1
	ATTEMPTS							
750.230	Weapons - Firearms, Alter ID Marks	2	4	1	1	1	1	
	ATTEMPTS		1				1	
750.232A	Weapons - Firearms, False Application	4	2			2		
	ATTEMPTS							
750.232A3	Weapons - Firearms, False Application	4	2				2	
	ATTEMPTS							
750.233	Weapons - Firearms, Aim w/o Malice	MISD	4		1		3	
	ATTEMPTS		1				1	
750.234	Weapons - Firearms, Discharge/Aim w/o Malice and Injury	1	4		1	1	2	
	ATTEMPTS							
750.234A	Weapons - Firearms, Discharge from Vehicle	4	16	8	2	3	2	1
	ATTEMPTS							
750.234B	Weapons - Firearms, Discharge in/at Bldg.	4	61	33	2	15	10	1
	ATTEMPTS		2			1	1	
750.234D	Weapons - Firearms, Possess on Restricted Premises	MISD	2		2			
	ATTEMPTS							
750.234E	Weapons - Firearms - Brandishing in Public	MISD	11		3	2	6	
	ATTEMPTS							
750.234F	Weapons - Firearms - Possession by Minor in Public	MISD	2		1	1		
	ATTEMPTS							
750.235	Weapons - Firearms, Discharge/Aim w/o Malice but w/Injury	1	2		1		1	
	ATTEMPTS							
750.237	Weapons - Firearms - Under the Influence Causing Serious Impairment	5	44		13	16	12	3
	ATTEMPTS							
750.237A1	Weapon - Free School Zones, General Felony Violations	5	8		1	2	5	
	ATTEMPTS							
750.237A2	Weapon - Free School Zones, General Misdemeanor	MISD	3			1	2	
	ATTEMPTS							
750.2411	Obstruct Fireman/Public Utility Maintenance Person	4	1			1		
	ATTEMPTS							
750.243	Fireworks - Sale, Possession, Transport	MISD	8		2		4	2
	ATTEMPTS							

NOTE: Be sure to check for related offense codes when examining a particular type of crime. They may or may not be in sequential order or even on the same page. Offenders may have multiple dispositions.

A2

2003 Criminal Court Dispositions by Offense and Type of Disposition — All Offenses

Page 18 of 31

			DISPOSITIONS					
Compiled Laws	Offense	Max. Penalty	Total	Prison ¹	Jail	Jail/ Probation ²	Probation ²	Other ³
GRAND TOTAL			76,538	20,317	11,341	23,167	20,954	759
%				27%	15%	30%	27%	1%
VIOLATIONS			66,115	19,338	10,014	20,132	15,952	679
ATTEMPTS			10,423	979	1,327	3,035	5,002	80
750.248	Forgery	14	335	107	29	115	81	3
		ATTEMPTS	36	6	4	22	4	
750.248A	Financial Transaction Device - Utter & Publish	4	10	2	1	3	4	
		ATTEMPTS	3			1	2	
750.249	Utter & Publish	14	2,238	621	264	770	574	9
		ATTEMPTS	664	60	96	181	323	4
750.249A	Financial Transaction Device - Forgery	4	1	1				
		ATTEMPTS	3			1	2	
750.250	Forge State Warrant	7	9	1	3	3	2	
		ATTEMPTS	1				1	
750.251	Forge Bank Bills/Promissory Notes	7	2		1		1	
		ATTEMPTS	2			2		
750.252	Utter & Publish - Possess Counterfeit Note w/Intent	7	5	1	1		3	
		ATTEMPTS						
750.253	Utter & Publish - Counterfeit Bills/Notes	5	36	1	7	11	15	2
		ATTEMPTS	9	1	1	3	4	
750.254	Utter & Publish - Possess Counterfeit Bank/State/Bills	5	13	1	4	5	3	
		ATTEMPTS	2		1		1	
750.255	Counterfeiting - Possess Tools	10	1	1				
		ATTEMPTS						
750.260	Counterfeiting - Coins/Possess 5 or more	LIFE	2			1	1	
		ATTEMPTS						
750.261	Counterfeiting - Coins/Possess Less than 5	10	5	3	1		1	
		ATTEMPTS	1				1	
750.2632	Counterfeiting - Deliver/Possess w/ False ID Mark	1	1			1		
		ATTEMPTS						
750.2633	Counterfeiting - Deliver/Possess w/ False ID Mark - Felony	5	1				1	
		ATTEMPTS						
750.280	Fraud - Common Law	10	2	2				
		ATTEMPTS						
750.282	Public Utility - Fraudulent Use	4	1		1			
		ATTEMPTS						
750.282B	Public Utility - Fraudulent Use, Over \$500	4	3			2	1	
		ATTEMPTS	4			1	3	
750.285	Obtain Personal Identity Info w/o Permission	5	115	20	6	46	43	
		ATTEMPTS	10		2	2	6	
750.292	Innkeeper - Defrauding	4	1		1			
		ATTEMPTS						
750.300A	Food Stamps - Fraud	10	1		1			
		ATTEMPTS						
750.300A1A	Food Stamps - Fraud, \$250 or Less	10	1		1			
		ATTEMPTS						
750.300A1C	Food Stamps - Fraud Over \$1K	10	3	3				
		ATTEMPTS	1				1	
750.301	Gambling - Take Bets	1	3		1		2	
		ATTEMPTS						
750.303-B	Gambling House - Permit for Gain	2	1					1
		ATTEMPTS						

NOTE: Be sure to check for related offense codes when examining a particular type of crime. They may or may not be in sequential order or even on the same page. Offenders may have multiple dispositions.

A2

2003 Criminal Court Dispositions by Offense and Type of Disposition – All Offenses

Page 19 of 31

			DISPOSITIONS					
Compiled Laws	Offense	Max. Penalty	Total	Prison ¹	Jail	Jail/ Probation ²	Probation ²	Other ³
	GRAND TOTAL		76,538	20,317	11,341	23,167	20,954	759
	%			27%	15%	30%	27%	1%
	VIOLATIONS		66,115	19,338	10,014	20,132	15,952	679
	ATTEMPTS		10,423	979	1,327	3,035	5,002	80
750.316	Homicide	LIFE	12	12				
	ATTEMPTS							
750.316-A	Homicide - Murder 1st Degree, Premeditated	LIFE	96	96				
	ATTEMPTS							
750.316-B	Homicide - Felony Murder	LIFE	60	60				
	ATTEMPTS							
750.316-C	Homicide - Open Murder, Statutory Short Form	LIFE	18	17				1
	ATTEMPTS							
750.317	Homicide - Murder 2nd Degree	LIFE	229	229				
	ATTEMPTS							
750.321	Homicide - Manslaughter	15	12	9		1	2	
	ATTEMPTS							
750.321-A	Homicide - Manslaughter, Statutory Short Form	15	36	35		1		
	ATTEMPTS		1	1				
750.321-C	Homicide - Manslaughter, Involuntary	15	29	20	1	6	1	1
	ATTEMPTS		3	2		1		
750.321-E	Homicide - Manslaughter w/ Motor Vehicle	15	25	22		2	1	
	ATTEMPTS		3	2		1		
750.324	Homicide - Negligent Homicide	2	111	7	3	48	53	
	ATTEMPTS		10			3	6	1
750.329	Homicide - Manslaughter, Death w/ Weapon, Aim w/o Malice	15	4	3		1		
	ATTEMPTS							
750.335	Lewd and Lascivious Conduct	1	5		1	4		
	ATTEMPTS							
750.335A	Indecent Exposure (Sexually Delinquent Person)	1	49	11	8	23	6	1
	ATTEMPTS							
750.338	Gross Indecency Between Males, Commit/Procure	5	7	2	1	2	1	1
	ATTEMPTS		2				2	
750.338B	Gross Indecency Between Male & Female, Commit/Procure	5	28	9	4	10	5	
	ATTEMPTS		3		1	2		
750.349	Kidnapping	LIFE	64	61				3
	ATTEMPTS		16	5	3	7	1	
750.350	Kidnapping - Child Enticement	LIFE	3	3				
	ATTEMPTS		3			1	1	1
750.350A1	Kidnapping - Custodial Interference	1	31	1	3	5	22	
	ATTEMPTS		5			2	3	
750.352	Molest/Disturb Workers	MISD	1		1			
	ATTEMPTS							
750.356	Larceny	10	8	1	3	4		
	ATTEMPTS		1		1			
750.356-A	Larceny - Over \$100 (obsolete)	5	8	2	3		3	
	ATTEMPTS							
750.356-B	Larceny - \$100 or Less	4	4		3	1		
	ATTEMPTS							
750.3562A	Larceny - \$20K or More	10	12	2	1	8	1	
	ATTEMPTS		4	1		3		
750.3562B	Larceny - \$1K - <\$20K - 3rd+ Offense	10	2	2				
	ATTEMPTS							

NOTE: Be sure to check for related offense codes when examining a particular type of crime. They may or may not be in sequential order or even on the same page. Offenders may have multiple dispositions.

A2

2003 Criminal Court Dispositions by Offense and Type of Disposition — All Offenses

Page 20 of 31

			DISPOSITIONS					
Compiled Laws	Offense	Max. Penalty	Total	Prison ¹	Jail	Jail/ Probation ²	Probation ²	Other ³
GRAND TOTAL			76,538	20,317	11,341	23,167	20,954	759
%				27%	15%	30%	27%	1%
VIOLATIONS			66,115	19,338	10,014	20,132	15,952	679
ATTEMPTS			10,423	979	1,327	3,035	5,002	80
750.3563A	Larceny - \$1K - <\$20K	5	257	56	25	100	75	1
ATTEMPTS			45	2	4	18	20	1
750.3563B	Larceny - \$200 - <\$1K - 2nd+ Offense	5	13	4	1	7	1	
ATTEMPTS								
750.3564A	Larceny - \$200 - < \$1K	1	88	1	22	31	29	5
ATTEMPTS			5		1	2	2	
750.3565	Larceny - Less Than \$200	MISD	67	2	35	10	20	
ATTEMPTS			2		1	1		
750.356A	Larceny - From Motor Vehicle	10	37	5	8	12	11	1
ATTEMPTS			13	2	1	4	6	
750.356A-B	Breaking & Entering - Vehicle Steal Prop. Over \$5	5	8	6	2			
ATTEMPTS			3		3			
750.356A-C	Breaking & Entering - Vehicle w/ Damage	5	8	2	4	1	1	
ATTEMPTS								
750.356A1	Larceny - From Motor Vehicle	5	593	85	93	229	183	3
ATTEMPTS			107	9	9	39	49	1
750.356A2A	Breaking & Entering - Vehicle/Semi-Trailer/House Trailer, <\$200	MISD	56	5	24	10	17	
ATTEMPTS								
750.356A2B1	Breaking & Entering - Vehicle/Semi-Trailer/House Trailer, \$200 - <\$1K	1	36	1	11	19	5	
ATTEMPTS								
750.356A2C1	Breaking & Entering - Vehicle/Semi-Trailer/House Trailer, \$1K - <\$20K	5	53	16	5	23	9	
ATTEMPTS			6	1		3	2	
750.356A2C2	Breaking & Entering - Vehicle/Semi or House Trailer, \$200-<\$1K - 2nd+Ofns	5	3	2		1		
ATTEMPTS			1			1		
750.356A2D1	Breaking & Entering - Vehicle/Semi-Trailer/House Trailer, \$20K or More	10	2	1		1		
ATTEMPTS			1				1	
750.356A3	Breaking & Entering - Vehicle Semi-Trailer/House Trailer, w/ Damage	5	491	98	71	204	114	4
ATTEMPTS			74	1	14	19	39	1
750.356AB	Larceny From Motor Vehicle, Over \$5	5	2	2				
ATTEMPTS			1	1				
750.356AC	Breaking & Entering - Vehicle w/ Damage	5	4	1	2		1	
ATTEMPTS								
750.356B	Breaking & Entering - Coin Telephone	4	5	1			4	
ATTEMPTS			8		2	4	2	
750.356C	Retail Fraud - 1st Degree	5	758	232	173	234	117	2
ATTEMPTS			60	4	15	16	24	1
750.356D	Retail Fraud - 2nd Degree	1	117	7	58	29	21	2
ATTEMPTS			2		1		1	
750.356D4	Retail Fraud - 3rd Degree	MISD	53	1	31	8	12	1
ATTEMPTS			3		1	1	1	
750.357	Larceny from Person	10	368	124	37	117	89	1
ATTEMPTS			86	18	12	25	29	2
750.357A	Larceny of Livestock	4	4	1		1	2	
ATTEMPTS								
750.357B	Weapons - Firearms - Larceny	5	91	30	8	33	20	
ATTEMPTS			9	2		4	3	
750.359	Larceny - From Vacant Building	MISD	14		3	9	1	1
ATTEMPTS								

NOTE: Be sure to check for related offense codes when examining a particular type of crime. They may or may not be in sequential order or even on the same page. Offenders may have multiple dispositions.

A2

2003 Criminal Court Dispositions by Offense and Type of Disposition — All Offenses

Page 21 of 31

			DISPOSITIONS					
Compiled Laws	Offense	Max. Penalty	Total	Prison ¹	Jail	Jail/ Probation ²	Probation ²	Other ³
	GRAND TOTAL	4	76,538	20,317	11,341	23,167	20,954	759
	%			27%	15%	30%	27%	1%
	VIOLATIONS		66,115	19,338	10,014	20,132	15,952	679
	ATTEMPTS		10,423	979	1,327	3,035	5,002	80
750.360	Larceny in Building	4	1,502	322	267	563	338	12
	ATTEMPTS		395	27	58	155	147	8
750.360A2A	Theft Detection Device - Deactivate/ Remove	MISD	5		2	3		
	ATTEMPTS							
750.362	Larceny By Conversion	10	7	2	1	2	2	
	ATTEMPTS		5	1	1	2	1	
750.362-A	Larceny By Conversion Over \$100 (obsolete)	5	11	11				
	ATTEMPTS		2	1		1		
750.362-B	Larceny - By Conversion \$100 or Less	10	3		1	1	1	
	ATTEMPTS							
750.3622A	Larceny by Conversion, \$20K or More	10	16	8	2	5	1	
	ATTEMPTS		1				1	
750.3623A	Larceny By Conversion, \$1K - <\$20K	5	97	18	6	41	31	1
	ATTEMPTS		24	1	4	6	13	
750.3624A	Larceny - By False Personation, \$200 - <\$1K	MISD	27		6	5	16	
	ATTEMPTS		1				1	
750.3625	Larceny - By Conversion, Less than \$200	MISD	4			2	2	
	ATTEMPTS							
750.362A	Fail to Return Rented Property Over \$100 (obsolete)	10	2		1		1	
	ATTEMPTS		3		1	1	1	
750.362A2A	Fail to Return Rented Property, \$20K or More	10	5			2	3	
	ATTEMPTS		5				5	
750.362A3A	Fail to Return Rented Property, \$1K - <\$20K	5	24	1	8	6	8	1
	ATTEMPTS		14			3	11	
750.362A4A	Failure to Return Rented Property - 1 Year Misd.	MISD	9		3		5	1
	ATTEMPTS							
750.362A5	Failure to Return Rented Property - 93 Day Misd.	MISD	1				1	
	ATTEMPTS							
750.362AA	Fail to Return Rented Property, Over \$100 (Obsolete)	2	2		1	1		
	ATTEMPTS							
750.363	Larceny by False Personation	10	2	1		1		
	ATTEMPTS							
750.3633A	Larceny by False Personation, \$1K - <\$20K	5	3			2	1	
	ATTEMPTS		3		1		2	
750.3634A	Larceny- By False Personation, \$200 - <\$1K	MISD	3			2	1	
	ATTEMPTS							
750.3673A	Larceny - Trees & Shrubs, \$1K - <\$20K	5	2	1		1		
	ATTEMPTS							
750.3674A	Larceny - Trees & Shrubs, 1 Year Misdemeanor	MISD	1					1
	ATTEMPTS							
750.3674B	Larceny - Trees & Shrubs, 1 Year Misdemeanor	MISD	1			1		
	ATTEMPTS							
750.377A	Malicious Destruction Pers. Prop.	10	8	1	5		2	
	ATTEMPTS		2		2			
750.377A1A1	Malicious Destruction Pers. Prop., \$20K Or More	10	9	2	1	3	3	
	ATTEMPTS							
750.377A1B1	Malicious Destruction Pers. Prop., \$1K - <\$20K	5	266	34	19	97	114	2
	ATTEMPTS		48	4	4	15	25	

NOTE: Be sure to check for related offense codes when examining a particular type of crime. They may or may not be in sequential order or even on the same page. Offenders may have multiple dispositions.

A2

2003 Criminal Court Dispositions by Offense and Type of Disposition — All Offenses

Page 22 of 31

			DISPOSITIONS					
Compiled Laws	Offense	Max. Penalty	Total	Prison ¹	Jail	Jail/ Probation ²	Probation ²	Other ³
GRAND TOTAL			76,538	20,317	11,341	23,167	20,954	759
%				27%	15%	30%	27%	1%
VIOLATIONS			66,115	19,338	10,014	20,132	15,952	679
ATTEMPTS			10,423	979	1,327	3,035	5,002	80
750.377A1B2	Malicious Destruction Pers. Prop., \$200 - <\$1K - 2nd+ Offense	5 ATTEMPTS	6 2				6 1	
750.377A1C1	Malicious Destruction Pers. Prop., \$200 - <\$1K	1 ATTEMPTS	164 4	1	43	39 2	74 2	7
750.377A1D	Malicious Destruction Pers. Prop., Under \$200	MISD ATTEMPTS	67	2	23	15	26	1
750.377AA	Malicious Destruction Pers. Prop.	4 ATTEMPTS	12	4	6		1	1
750.377AB	Malicious Destruction Pers. Prop.	MISD ATTEMPTS	2		1		1	
750.377B	Malicious Destruction Fire/ Police Property	4 ATTEMPTS	236 97	65 6	34 14	72 37	63 38	2 2
750.377C	School Bus - Intentional Damage	5 ATTEMPTS	1			1		
750.3802A	Malicious Destruction of Bldg., \$20K or More	10 ATTEMPTS	9			3	6	
750.3803A	Malicious Destruction of Bldg., \$1K - <\$20K	5 ATTEMPTS	74 16	9	4 1	36 9	25 6	
750.3803B	Malicious Destruction of Bldg., \$200 - <\$1K - 2nd+ Offense	5 ATTEMPTS	2 1		1		1	
750.3804A	Malicious Destruction of Bldg., \$200 - <\$1K	1 ATTEMPTS	65	1	20	19	25	
750.3805	Malicious Destruction of Bldg., <\$200	MISD ATTEMPTS	26	1	10	9	5	1
750.380A	Malicious Destruction of Bldg., Over \$100 (Obsolete)	4 ATTEMPTS	7 2	4	3 1			
750.3821A	Malicious Destruction of Property - Trees, Shrubs, Crops, Grass, Soil	MISD ATTEMPTS	2			1	1	
750.3821B1	Mal. Destr. Trees/Shrubs/etc. \$200 - < \$1K	1 ATTEMPTS	1		1			
750.3821C1	Mal. Destr. Trees/Shrubs/etc. \$1K - <\$20K	5 ATTEMPTS	12 1	2	1	3 1	6	
750.383A	Malicious Destruction of Prop., Utility Prop.	4 ATTEMPTS	5 1	2		3		
750.3872	Malicious Destruction of Tombs/ Memorials	5 ATTEMPTS	2			2		
750.3875A	Malicious Destruction of Tombs/ Memorials, \$1K - <\$20K	5 ATTEMPTS	6	1	2	2	1	
750.390	Malicious Annoyance by Writting	MISD ATTEMPTS	1				1	
750.397	Mayhem	10 ATTEMPTS	1 1	1				
750.411A	False Report of Crime	10 ATTEMPTS	1					
750.411A1A	False Report of Misdemeanor	MISD ATTEMPTS	19 1		4	4	9 1	2
750.411A1B	False Report of Felony	4 ATTEMPTS	215 58	31 2	20 6	69 15	93 33	2 2

NOTE: Be sure to check for related offense codes when examining a particular type of crime. They may or may not be in sequential order or even on the same page. Offenders may have multiple dispositions.

A2

2003 Criminal Court Dispositions by Offense and Type of Disposition – All Offenses

Page 23 of 31

			DISPOSITIONS					
Compiled Laws	Offense	Max. Penalty	Total	Prison ¹	Jail	Jail/ Probation ²	Probation ²	Other ³
GRAND TOTAL			76,538	20,317	11,341	23,167	20,954	759
%				27%	15%	30%	27%	1%
VIOLATIONS			66,115	19,338	10,014	20,132	15,952	679
ATTEMPTS			10,423	979	1,327	3,035	5,002	80
750.411A2	False Bomb Threat	4	4	1	1	1	1	
ATTEMPTS			1				1	
750.411A3A	False Report/Threat of Bomb/ Harmful Device	4	24		5	9	10	
ATTEMPTS			5			3	2	
750.411H	Stalking	1	82		9	18	54	1
ATTEMPTS								
750.411H2B	Stalking a Minor	5	2			2		
ATTEMPTS			1			1		
750.411I	Stalking - Aggravated	5	208	75	10	77	46	
ATTEMPTS			18	4	2	8	4	
750.411I2B	Stalking a Minor - Aggravated	10	1	1				
ATTEMPTS								
750.411L	Money Laundering - 4th Degree	2	1			1		
ATTEMPTS								
750.411M	Money Laundering - 3rd Degree	5	1				1	
ATTEMPTS								
750.411S2A	Unlawful Posting Message	2	1			1		
ATTEMPTS			1				1	
750.411S2B	Unlawful Posting Message w/ Aggravating Circumstances	5	1	1				
ATTEMPTS								
750.413	Motor Vehicle - Unlawful Drive Away	5	939	330	133	290	182	4
ATTEMPTS			271	16	66	87	100	2
750.414	Motor Vehicle - Unlawful Use	2	592	94	130	224	137	7
ATTEMPTS			47		11	11	24	1
750.415	Motor Vehicle - Conceal/Misrep. Identity	10	1	1				
ATTEMPTS								
750.4151	Motor Vehicles - Conceal/Misrep. Identity w/out Intent to Mislead	4	1		1			
ATTEMPTS							1	
750.4152	Motor Vehicle - Conceal/Misrep. Identity to Mislead	4	36	5	5	9	16	1
ATTEMPTS			7			3	4	
750.4155	Motor Vehicle - Possess/Deliver - ID Plates or Labels	4	3	1		1	1	
ATTEMPTS			1				1	
750.422	Perjury - Court Proceeding	LIFE	11	5	3	2	1	
ATTEMPTS								
750.422-B	Perjury - Court Proceeding	15	1				1	
ATTEMPTS								
750.423	Perjury - Other Than Court Proceeding	15	1			1		
ATTEMPTS								
750.424-B	Perjury - Subornation, Court Proceeding	15	1	1				
ATTEMPTS								
750.425	Perjury - Incite/Procure	5	1	1				
ATTEMPTS								
750.425-B	Perjury - Incite/Procure, Court Proceeding	5	3	2		1		
ATTEMPTS								
750.439	Polygamy	4	1		1			
ATTEMPTS								
750.448	Prostitution - Accost and Solicit	MISD	12	2	6		4	
ATTEMPTS								

NOTE: Be sure to check for related offense codes when examining a particular type of crime. They may or may not be in sequential order or even on the same page. Offenders may have multiple dispositions.

A2

2003 Criminal Court Dispositions by Offense and Type of Disposition – All Offenses

Page 24 of 31

			DISPOSITIONS					
Compiled Laws	Offense	Max. Penalty	Total	Prison ¹	Jail	Jail/ Probation ²	Probation ²	Other ³
	GRAND TOTAL		76,538	20,317	11,341	23,167	20,954	759
	%			27%	15%	30%	27%	1%
	VIOLATIONS		66,115	19,338	10,014	20,132	15,952	679
	ATTEMPTS		10,423	979	1,327	3,035	5,002	80
750.451	Prostitution	2	2		1	1		
	ATTEMPTS							
750.451-B	Prostitution - 3rd Offense	2	29	3	13	10	3	
	ATTEMPTS		1		1			
750.451-D	Prostitution - 3rd+ Offense	2	24	1	9	4	10	
	ATTEMPTS							
750.452	Prostitution - Keeping House of	5	1				1	
	ATTEMPTS		1		1			
750.455	Prostitution - Pandering	20	10	7	2	1		
	ATTEMPTS							
750.457	Prostitution - Accept Earnings	20	3	3				
	ATTEMPTS							
750.459	Prostitution - Transport Female (perhaps compel)	20	7	7				
	ATTEMPTS							
750.478	Public Officer - Wilfull Neglect of Duty	MISD	2				2	
	ATTEMPTS							
750.478A2	Public Officer - Attempt to Obstruct Official Duties	2	1				1	
	ATTEMPTS							
750.479	Public Officer - Assault/Obstruct	20	146	28	42	47	29	
	ATTEMPTS		29	1	8	11	8	1
750.479-A	Police Officer/Public Officer - Resist/Obstruct	2	5	1	1	1	2	
	ATTEMPTS		1		1			
750.479-B	Police Officer/Public Officer - Resist/Obstruct	2	465	162	127	112	63	1
	ATTEMPTS		67	3	25	16	20	3
750.4792	Public Officer - Assault/Obstruct	2	62	19	10	20	12	1
	ATTEMPTS		9		3	3	3	
750.4793	Public Officer - Assault/Obstruct Cause Injury	4	6	3		1	2	
	ATTEMPTS		1				1	
750.479A	Police Officer - Flee (Penal Code)	15	1		1			
	ATTEMPTS							
750.479A-B	Peace Officer - Resist Arrest Injury Inflicted	2	16	3	6	4	3	
	ATTEMPTS		1		1			
750.479A2	Police Officer - Flee (Penal Code) 4th Degree	2	292	59	57	107	66	3
	ATTEMPTS		28		8	10	9	1
750.479A3	Police Officer - Flee (Penal Code) 3rd Degree	5	597	258	72	170	95	2
	ATTEMPTS		44	7	2	14	21	
750.479A4-A	Police Officer - Flee (Penal Code) 2nd Degree	10	19	13	3	2	1	
	ATTEMPTS							
750.479AA	Police Officer - Flee (Penal Code)	1	1		1			
	ATTEMPTS		1				1	
750.479B	Peace Officer - Disarm	10	25	13	8	1	3	
	ATTEMPTS		2			1	1	
750.479B1	Peace Officer - Disarm Non-Firearm	4	1		1			
	ATTEMPTS		2			1	1	
750.479B2	Peace Officer - Disarm Firearm	10	9	9				
	ATTEMPTS		22	9	2	8	3	
750.483A2A	Interfering w/ Crime Report	MISD	6		2	1	3	
	ATTEMPTS							

NOTE: Be sure to check for related offense codes when examining a particular type of crime. They may or may not be in sequential order or even on the same page. Offenders may have multiple dispositions.

A2

2003 Criminal Court Dispositions by Offense and Type of Disposition – All Offenses

Page 25 of 31

			DISPOSITIONS					
Compiled Laws	Offense	Max. Penalty	Total	Prison ¹	Jail	Jail/ Probation ²	Probation ²	Other ³
	GRAND TOTAL		76,538	20,317	11,341	23,167	20,954	759
	%			27%	15%	30%	27%	1%
	VIOLATIONS		66,115	19,338	10,014	20,132	15,952	679
	ATTEMPTS		10,423	979	1,327	3,035	5,002	80
750.483A2B	Interfere w/ Crime Report Threat to Kill/Injure	10 ATTEMPTS	3	2			1	
750.483A4B	Interfere w/ Police Investigation Threat to Kill/Injure	10 ATTEMPTS	2			2	2	
750.483A6A	Tamper w/ Evidence	4 ATTEMPTS	2	1			1	
750.483A6B	Tamper w/ Evidence - Criminal Case Max >10 yr Term	10 ATTEMPTS	1				1	
750.49	Animals, Fighting, Baiting or Shooting	4 ATTEMPTS	2	1	1			
750.49-A	Animals - Fighting	4 ATTEMPTS	1			1		
750.49-B	Animals - Attend Fight	4 ATTEMPTS	3	1		1	1	
750.49-C	Animals - Fighting, Possess Equipment	4 ATTEMPTS	2		1		1	
750.490	Public Money - Safe Keeping	2 ATTEMPTS	1			1		
750.491	Public Records - Remove/Mutilate/Destruct	2 ATTEMPTS	1				1	
750.492A1A	Medical Records - False Info on Chart by Health Care Provider	4 ATTEMPTS	1				1	
750.50	Animals - Abandoning/Cruelty	2 ATTEMPTS	6	1	4		1	
750.505	Common Law Offenses	5 ATTEMPTS	1				1	
750.505-A	Obstruction of Justice	5 ATTEMPTS	20	7	4	5	4	
750.505-B	Accessory After the Fact to Felony	5 ATTEMPTS	4			1	3	
750.505-C	Common Law Offenses	5 ATTEMPTS	101	24	7	37	32	1
750.508	Police Radio Receivers/Scanners, Possess	MISD ATTEMPTS	7	1		1	5	
750.509	Police Radio Station - False Report	MISD ATTEMPTS	3		2		1	
750.50B	Animals - Kill/Torture	4 ATTEMPTS	1		1			
750.50C7	Police Animal - Injure/Harass While Committing Crime	2 ATTEMPTS	28	6	9	6	7	
750.520B	CSC - 1st Degree - Multiple Variables	LIFE ATTEMPTS	5		1	3	1	
750.520B1A	CSC - 1st Degree - Person Under 13	LIFE ATTEMPTS	3	2		1		
750.520B1B	CSC - 1st Degree - Relationship	LIFE ATTEMPTS	166	164				2
750.520B1C	CSC - 1st Degree - During Felony	LIFE ATTEMPTS	3	3				
			420	416				4
			17	9		8		
			76	76				
			7	5		2		
			37	37				
			1	1				

NOTE: Be sure to check for related offense codes when examining a particular type of crime. They may or may not be in sequential order or even on the same page. Offenders may have multiple dispositions.

A2

2003 Criminal Court Dispositions by Offense and Type of Disposition — All Offenses

Page 26 of 31

			DISPOSITIONS					
Compiled Laws	Offense	Max. Penalty	Total	Prison ¹	Jail	Jail/ Probation ²	Probation ²	Other ³
	GRAND TOTAL		76,538	20,317	11,341	23,167	20,954	759
	%			27%	15%	30%	27%	1%
	VIOLATIONS		66,115	19,338	10,014	20,132	15,952	679
	ATTEMPTS		10,423	979	1,327	3,035	5,002	80
750.520B1D	CSC - 1st Degree - Accomplices	LIFE ATTEMPTS	16	16				
750.520B1E	CSC - 1st Degree - Weapon Used	LIFE ATTEMPTS	22	21				1
750.520B1F	CSC - 1st Degree - Personal Injury	LIFE ATTEMPTS	37	37				
750.520B1H	CSC - 1st Degree - Mentally Disabled Relationship	LIFE ATTEMPTS	6	6			2	
750.520C	CSC - 2nd Degree - Multiple Variables	15 ATTEMPTS	167	86	3	47	31	
750.520C1A	CSC - 2nd Degree - Person Under 13	15 ATTEMPTS	17	1	1	10	5	
750.520C1B	CSC - 2nd Degree - Relationship	15 ATTEMPTS	580	395	5	116	53	11
750.520C1B	CSC - 2nd Degree - Relationship	15 ATTEMPTS	77	26	2	40	9	
750.520C1B	CSC - 2nd Degree - Relationship	15 ATTEMPTS	98	68	2	21	6	1
750.520C1C	CSC - 2nd Degree - During Felony	15 ATTEMPTS	15	4		9	2	
750.520C1C	CSC - 2nd Degree - During Felony	15 ATTEMPTS	6	5		1		
750.520C1D	CSC - 2nd Degree - Accomplices	15 ATTEMPTS	6	2		4		
750.520C1E	CSC - 2nd Degree - Weapon Used	15 ATTEMPTS	3	3				
750.520C1E	CSC - 2nd Degree - Weapon Used	15 ATTEMPTS	5	3	1	1		
750.520C1F	CSC - 2nd Degree - Personal Injury	15 ATTEMPTS	21	19		2		
750.520C1F	CSC - 2nd Degree - Personal Injury	15 ATTEMPTS	3	2		1		
750.520C1G	CSC - 2nd Degree - Injury to Incapacitated Victim	15 ATTEMPTS	7	4		3		
750.520C1G	CSC - 2nd Degree - Injury to Incapacitated Victim	15 ATTEMPTS	1		1			
750.520C1H	CSC - 2nd Degree - Mentally Disabled Relationship	15 ATTEMPTS	7	3		3	1	
750.520C1H	CSC - 2nd Degree - Mentally Disabled Relationship	15 ATTEMPTS	2			2		
750.520C1I	CSC - 2nd Degree - State Prisoner	15 ATTEMPTS	1	1				
750.520C1L	CSC - 2nd Degree - Detained Juvenile	15 ATTEMPTS	1			1		
750.520D	CSC - 3rd Degree - Multiple Variables	15 ATTEMPTS	116	93	2	10	6	5
750.520D1A	CSC - 3rd Degree - Person 13-15	15 ATTEMPTS	23	7	2	13	1	
750.520D1A	CSC - 3rd Degree - Person 13-15	15 ATTEMPTS	339	278	6	30	20	5
750.520D1A	CSC - 3rd Degree - Person 13-15	15 ATTEMPTS	132	42	9	61	20	
750.520D1B	CSC - 3rd Degree - Force/Coercion	15 ATTEMPTS	90	82	1	3	1	3
750.520D1B	CSC - 3rd Degree - Force/Coercion	15 ATTEMPTS	18	6	1	9	1	1
750.520D1C	CSC - 3rd Degree - Incapacitated Victim	15 ATTEMPTS	11	9		2		
750.520D1C	CSC - 3rd Degree - Incapacitated Victim	15 ATTEMPTS	5	2		3		
750.520D1D	CSC - 3rd Degree - Incest	15 ATTEMPTS	17	16	1			
750.520D1D	CSC - 3rd Degree - Incest	15 ATTEMPTS	1	1				
750.520E	CSC - 4th Degree - Multiple Variables	2 ATTEMPTS	178	36	25	75	42	
750.520E1A	CSC - 4th Degree - Force/Coercion	2 ATTEMPTS	9		2	3	4	
750.520E1A	CSC - 4th Degree - Force/Coercion	2 ATTEMPTS	295	58	41	127	67	2
750.520E1A-A	CSC - 4th Degree - Victim 13-16	2 ATTEMPTS	38		7	13	18	
750.520E1A-A	CSC - 4th Degree - Victim 13-16	2 ATTEMPTS	182	45	19	72	46	
750.520E1A-B	CSC - 4th Degree - Incapacitated Victim	2 ATTEMPTS	12		3	5	4	
750.520E1B	CSC - 4th Degree - Incapacitated Victim	2 ATTEMPTS	40	8	3	21	8	
750.520E1B	CSC - 4th Degree - Incapacitated Victim	2 ATTEMPTS	3		2		1	

NOTE: Be sure to check for related offense codes when examining a particular type of crime. They may or may not be in sequential order or even on the same page. Offenders may have multiple dispositions.

A2

2003 Criminal Court Dispositions by Offense and Type of Disposition – All Offenses

Page 27 of 31

			DISPOSITIONS					
Compiled Laws	Offense	Max. Penalty	Total	Prison ¹	Jail	Jail/ Probation ²	Probation ²	Other ³
GRAND TOTAL			76,538	20,317	11,341	23,167	20,954	759
%				27%	15%	30%	27%	1%
VIOLATIONS			66,115	19,338	10,014	20,132	15,952	679
ATTEMPTS			10,423	979	1,327	3,035	5,002	80
750.520E1G	CSC - 4th Degree - Incest	2	15	5	1	6	2	1
	ATTEMPTS		3		2	1		
750.520G1	CSC - Assault w/Intent to Commit Sexual Penetration	10	153	91	6	48	8	
	ATTEMPTS		4	1	1	1	1	
750.520G2	CSC - 2nd Degree Assault	5	71	35	1	29	6	
	ATTEMPTS		5		1	3	1	
750.522A	Littering - Private Property	MISD	1		1			
	ATTEMPTS							
750.529	Robbery - Armed	LIFE	752	743	1	3	2	3
	ATTEMPTS		23	12		6	5	
750.529A	Carjacking	LIFE	80	79	1			
	ATTEMPTS		14	8	1	3	1	1
750.530	Robbery - Unarmed	15	497	277	11	112	88	9
	ATTEMPTS		31	3	7	16	5	
750.531	Bank Robbery/Safe Breaking	LIFE	3	2			1	
	ATTEMPTS							
750.531-A	Bank Robbery	LIFE	61	52	1	4	3	1
	ATTEMPTS		3	2		1		
750.531-B	Safe Breaking	LIFE	66	43	1	17	5	
	ATTEMPTS		12	4	1	4	3	
750.532	Seduction	5	44	3	3	23	15	
	ATTEMPTS		2			1	1	
750.535	Stolen Prop. - Receive & Conceal (Obsolete)	10	24	4	11	4	5	
	ATTEMPTS		7	1	4		2	
750.535-A	Stolen Prop. - Receive & Conceal, >\$100 (Obsolete)	5	30	14	9	2	5	
	ATTEMPTS		2	2				
750.5352	Stolen Prop. - Receive & Conceal	10	1				1	
	ATTEMPTS							
750.5352A	Stolen Prop. - Receive & Conceal, \$20K or More	10	144	31	12	50	50	1
	ATTEMPTS		47	2	1	12	32	
750.5352B	Stolen Prop. - Receive & Conceal, \$1K - <\$20K - 3rd+ Offense	10	4	2		1	1	
	ATTEMPTS		1				1	
750.5353A	Stolen Prop. - Receive & Conceal, \$1K - <\$20K	5	1,228	297	139	363	421	8
	ATTEMPTS		296	24	25	71	175	1
750.5353B	Stolen Prop. - Receive & Conceal, \$200 - <\$1K - 2nd+ Offense	5	7	4	2		1	
	ATTEMPTS		2				2	
750.5354A	Stolen Prop. - Receive & Conceal, \$200 - <\$1K	1	69		30	16	23	
	ATTEMPTS		2				2	
750.5354B	Stolen Prop. - Receive & Conceal	MISD	1			1		
	ATTEMPTS							
750.5355	Stolen Prop. - Receive & Conceal, Under \$200	MISD	29	1	11	7	10	
	ATTEMPTS							
750.5357	Stolen Prop. - Receive & Conceal, Motor Vehicle	5	328	87	8	139	94	
	ATTEMPTS		222	4	6	32	179	1
750.535A	Motor Vehicles - Operate Chop Shop	10	37	1	16	7	13	
	ATTEMPTS		7	1	3		3	
750.535A2	Motor Vehicles - Operate Chop Shop	10	38	7	1	11	19	
	ATTEMPTS		2				2	

NOTE: Be sure to check for related offense codes when examining a particular type of crime. They may or may not be in sequential order or even on the same page. Offenders may have multiple dispositions.

A2

2003 Criminal Court Dispositions by Offense and Type of Disposition — All Offenses

Page 28 of 31

			DISPOSITIONS					
Compiled Laws	Offense	Max. Penalty	Total	Prison ¹	Jail	Jail/ Probation ²	Probation ²	Other ³
	GRAND TOTAL		76,538	20,317	11,341	23,167	20,954	759
	%			27%	15%	30%	27%	1%
	VIOLATIONS		66,115	19,338	10,014	20,132	15,952	679
	ATTEMPTS		10,423	979	1,327	3,035	5,002	80
750.535B	Weapons - Firearms, Receive & Conceal	10 ATTEMPTS	82	31	6	26	19	
			16	3	1	5	7	
750.539C	Eavesdropping	2 ATTEMPTS	1		1			
750.539D	Eavesdropping - Install/Use	2 ATTEMPTS	9	1		4	4	
			2			1	1	
750.540	Telephone - Tap/Cut Lines	2 ATTEMPTS	102	16	21	41	24	
			19	1	1	9	8	
750.540C1	Telephone - Counterfeit Device Avoid Payment	4 ATTEMPTS	9			8	1	
			3			3		
750.540C2A	Telephone - Counterfeit Device Avoid Payment	4 ATTEMPTS	1				1	
750.540E	Telecommunications - Malicious Use	MISD ATTEMPTS	6		1	1	4	
750.543M	Terrorism - False Report or Threat	20 ATTEMPTS	2	2				
750.552	Trespass	MISD ATTEMPTS	21		8	4	7	2
			1				1	
750.57	Animals - Burial	MISD ATTEMPTS	7		6		1	
750.72	Arson - Dwelling House/ Curtilage	20 ATTEMPTS	8	2	3	2	1	
750.72-A	Arson - Dwelling House	20 ATTEMPTS	74	61	2	4	6	1
			17	4	2	9	2	
750.72-B	Arson - Dwelling House/ Curtilage	20 ATTEMPTS	5	4		1		
			2	1	1			
750.73	Arson - Real Property	10 ATTEMPTS	50	22	2	8	16	2
			10	3	1	6		
750.74	Arson - Personal Property, Over \$50	4 ATTEMPTS	2	1			1	
750.741A	Arson - Personal Property, <\$200	5 ATTEMPTS	4		1	1	1	1
750.741B1	Arson - Personal Property, \$200 - <\$1K	1 ATTEMPTS	9		2	2	5	
			2				2	
750.741C1	Arson - Personal Property, \$1K - <\$20K	5 ATTEMPTS	48	14	3	15	16	
			15	1	1	3	10	
750.741D1	Arson - Personal Property, \$20K or More	10 ATTEMPTS	4	2			2	
			1	1				
750.74B	Arson - Personal Property, Over \$50	4 ATTEMPTS	4	2			2	
750.75	Arson - Insured Property	10 ATTEMPTS	16	5	1	3	7	
			2			1	1	
750.77	Arson - Preparation to Burn Property	10 ATTEMPTS	2		1	1		
			1				1	
750.77-B	Arson - Preparation to Burn Real/ Pers. Prop., Over \$50	4 ATTEMPTS	2		2			
750.771B1	Arson - Preparation to Burn Property, \$200 - <\$1K	1 ATTEMPTS	6		1	3	2	
			2			1	1	

NOTE: Be sure to check for related offense codes when examining a particular type of crime. They may or may not be in sequential order or even on the same page. Offenders may have multiple dispositions.

A2

2003 Criminal Court Dispositions by Offense and Type of Disposition – All Offenses

Page 29 of 31

			DISPOSITIONS					
Compiled Laws	Offense	Max. Penalty	Total	Prison ¹	Jail	Jail/ Probation ²	Probation ²	Other ³
	GRAND TOTAL		76,538	20,317	11,341	23,167	20,954	759
	%			27%	15%	30%	27%	1%
	VIOLATIONS		66,115	19,338	10,014	20,132	15,952	679
	ATTEMPTS		10,423	979	1,327	3,035	5,002	80
750.771C1	Arson - Preparation to Burn Property, \$1K - <\$20K	5 ATTEMPTS	13		4	4	5	
750.771D1	Arson - Preparation to Burn Property, \$20K or More	10 ATTEMPTS	12	3		5	4	
750.78	Arson - Woods/Prairies	4 ATTEMPTS	2		1		1	
750.81	Asslt or Asslt and Battery	MISD ATTEMPTS	503	7	184	96	207	9
750.812	Domestic Violence	MISD ATTEMPTS	566	20	201	112	226	7
750.813	Domestic Violence - 2nd Offense	1 ATTEMPTS	105	1	40	40	22	2
750.814	Domestic Violence - 3rd Offense	2 ATTEMPTS	365	81	96	147	39	2
750.81A	Assault - Aggravated	1 ATTEMPTS	397	5	97	108	182	5
750.81A2	Domestic Violence, Aggravated	1 ATTEMPTS	123	3	28	34	58	
750.81A3	Domestic Violence, Aggravated - 2nd Offense	2 ATTEMPTS	44	6	6	27	5	
750.81C2	Assault/Battery of DHS Employee	2 ATTEMPTS	4	4				
750.81D1	Police Officer - Assault/Resist/Obstruct	2 ATTEMPTS	1,432	313	274	499	337	9
750.81D2	Police Officer - Assault/Resist/Obstruct, Causing Injury	4 ATTEMPTS	277	3	67	87	115	5
750.81D3	Police Officer - Assault/Resist/Obstruct, Serious Impairment	15 ATTEMPTS	140	46	16	45	33	
750.82	Felonious Assault	4 ATTEMPTS	22	2	6	3	11	
750.822	Weapon-Free Schools - Assault w/ Dangerous Weapon	4 ATTEMPTS	3	3				
750.83	Assault w/Intent to Murder	LIFE ATTEMPTS	2,017	600	227	630	551	9
750.84	Assault w/Intent to do Great Bodily Harm Less Than Murder	10 ATTEMPTS	440	37	67	147	186	3
750.86	Assault w/Intent to Maim	10 ATTEMPTS	3			1	2	
750.87	Assault w/Intent to Commit Felony	10 ATTEMPTS	183	180	1	1	2	
750.88	Assault w/Intent to Rob While Unarmed	15 ATTEMPTS	1					
750.89	Assault w/Intent to Rob While Armed	LIFE ATTEMPTS	654	425	14	119	93	3
750.90DA	Pregnant Individ. - Oper. Under Infl., Miscarriage/Stillbirth	15 ATTEMPTS	50	16	4	15	15	
750.91	Homicide - Attempted Murder	LIFE ATTEMPTS	5	2	1	2		
			17	10	1	2	4	
			4		2	1	1	
			64	29	2	14	15	4
			4		1	1	2	
			169	139	2	8	6	14
			1	1				
			1	1				

NOTE: Be sure to check for related offense codes when examining a particular type of crime. They may or may not be in sequential order or even on the same page. Offenders may have multiple dispositions.

A2

2003 Criminal Court Dispositions by Offense and Type of Disposition – All Offenses

Page 30 of 31

			DISPOSITIONS					
Compiled Laws	Offense	Max. Penalty	Total	Prison ¹	Jail	Jail/ Probation ²	Probation ²	Other ³
	GRAND TOTAL		76,538	20,317	11,341	23,167	20,954	759
	%			27%	15%	30%	27%	1%
	VIOLATIONS		66,115	19,338	10,014	20,132	15,952	679
	ATTEMPTS		10,423	979	1,327	3,035	5,002	80
750.92	Attempt Commit Crime	10	3		1		2	
	ATTEMPTS		2		2			
750540E1A	Telecommunications - Malicious Use, Threaten Harm of Person/Property	MISD ATTEMPTS	3		1		2	
752.1003	Health Care Fraud	4	2				2	
	ATTEMPTS							
752.10031	Health Care Fraud - False Claim	4	10	1		6	3	
	ATTEMPTS							
752.10032	Health Care Fraud - Medically Unnecessary	4	2	2				
	ATTEMPTS							
752.10033	Health Care Fraud - False Statement	4	10	2	3	5		
	ATTEMPTS							
752.10034	Health Care Fraud - Concealing Information	4	1				1	
	ATTEMPTS							
752.1005	Health Care Fraud - Conspiracy	10	2				2	
	ATTEMPTS							
752.10541	Copying Audio/Video Recordings for Gain - Misdemeanor	MISD	6			2	3	1
	ATTEMPTS							
752.10542	Copy Audio/Video for Gain - Felony	5	9		1	1	7	
	ATTEMPTS		11	2		2	7	
752.191	Felonious Driving	2	18	6	2	6	4	
	ATTEMPTS							
752.272	Chemical Agents - Prohibited Uses	MISD	2		1			1
	ATTEMPTS							
752.542	Riot - Inciting	10	2	1		1		
	ATTEMPTS		2				2	
752.543	Unlawful Assembly	5	3			3		
	ATTEMPTS		2			2		
752.796	Computers - Use to Violate Theft Statute	10	1	1				
	ATTEMPTS							
752.796C	Computers - Use to Violate Theft Statute Over \$100	5	2				1	1
	ATTEMPTS							
752.7971C1	Computers - Fraudulent Access, \$1K - <\$20K	5	12	1	1	4	6	
	ATTEMPTS		1				1	
752.7972A	Computers - Unauthorized Access	5	7		2	5		
	ATTEMPTS		1				1	
752.7973A	Computers - Use to Commit Crime Max 1 Yr or Less	1	1		1			
	ATTEMPTS							
752.7973C	Computers - Use to Commit Crime Max 2 yrs - <4 yrs	4	3			2	1	
	ATTEMPTS		1				1	
752.7973D	Computers - Use to Commit Crime Max 4 yrs - <10 yrs	7	18	4	1	5	8	
	ATTEMPTS							
752.7973E	Computers - Use to Commit Crime Max 10 yrs - <20 yrs	10	3	2		1		
	ATTEMPTS							
752.811	Breaking & Entering - Coin Operated Device	3	3		2		1	
	ATTEMPTS							
752.811A	Breaking & Entering - Coin Operated Device	3	99	18	18	41	22	
	ATTEMPTS		12	1	3	4	4	

NOTE: Be sure to check for related offense codes when examining a particular type of crime. They may or may not be in sequential order or even on the same page. Offenders may have multiple dispositions.

A2

2003 Criminal Court Dispositions by Offense and Type of Disposition — All Offenses

Page 31 of 31

			DISPOSITIONS					
Compiled Laws	Offense	Max. Penalty	Total	Prison ¹	Jail	Jail/ Probation ²	Probation ²	Other ³
	GRAND TOTAL		76,538	20,317	11,341	23,167	20,954	759
	%			27%	15%	30%	27%	1%
	VIOLATIONS		66,115	19,338	10,014	20,132	15,952	679
	ATTEMPTS		10,423	979	1,327	3,035	5,002	80
752.811B	Breaking & Entering - Possess Tool to Open Coin-Operated Device	3 ATTEMPTS	4	3			1	
752.861	Weapons - Firearms, Careless Use Cause Injury/Death	2 ATTEMPTS	12	2	1	6	2	1
752.862-A	Weapons - Firearms, Careless Discharge, Prop. Damage \$50 or Less	MISD ATTEMPTS	2		1	1		
752.862-B	Weapons - Firearms, Careless Use Prop. Damage Over \$50	1 ATTEMPTS	1			1		
752.863A	Weapons - Firearms, Reckless Use	1 MISD ATTEMPTS	5	1		2	2	
752.901A	Throwing Object at Moving Vehicle	MISD ATTEMPTS	34	1	14	8	8	3
767.61A	Offense by Sexually Delinquent	LIFE ATTEMPTS	1		1			
767A.91A	Prosecutor's Investigative Perjury	15 ATTEMPTS	2	1		1		
767A.91B	Prosecutor's Investigative Subpoena Perjury	LIFE ATTEMPTS	1				1	
769.10	Habitual Offender - 2nd Offense	LIFE ATTEMPTS	2	1			1	
769.11	Habitual Offender - 3rd Offense	LIFE ATTEMPTS	17	6	8	3		
769.12	Habitual Offender - 4th Offense	LIFE ATTEMPTS	18	7	5	4	2	
800.281	Prisons - Furnish Contraband to Prisoner	5 ATTEMPTS	1	1				
800.2811	Prisons - Furnish Contraband to Prisoner in Prison	5 ATTEMPTS	6	3	1	2		
800.2813	Prisons - Bring Contraband Into Prison	5 ATTEMPTS	2	1			1	
800.2814	Prisons - Prisoner Possessing Contraband	5 ATTEMPTS	11	2	1	3	5	
800.2834	Prisons - Prisoner Possessing Weapon	5 ATTEMPTS	6	2	2	1	1	
801.2622	Jails - Prisoner Possessing Weapon	5 ATTEMPTS	23	18	2	2	1	
801.2631	Jails - Furnish Contraband to Prisoner	5 ATTEMPTS	8	6	2			
801.2632	Jails - Prisoner Possessing Contraband	5 ATTEMPTS	29	28	1			
			12	11	1			
			5	2	3			
			2	1	1			
			3	1		1	1	
			3			3		
			21	6	9	3	3	
			3		1	2		

NOTE: Be sure to check for related offense codes when examining a particular type of crime. They may or may not be in sequential order or even on the same page. Offenders may have multiple dispositions.

¹ Includes HYTA Prison

² Includes Delayed and Suspended Sentences, HYTA Probation, and SAI Probation

³ Includes Restitution, Fines, Costs, Community Service and DHS sentences

SOURCE: OMNI BIR Extract

A2a 2003 Criminal Court Dispositions by Offense and Type of Disposition – Non-Assaultive Offenses

Page 1 of 19

			DISPOSITIONS					
Compiled Laws	Offense	Max. Penalty	Total	Prison ¹	Jail	Jail/ Probation ²	Probation ²	Other ³
GRAND TOTAL			38,661	9,223	6,002	12,699	10,289	448
%				24%	15%	33%	27%	1%
VIOLATIONS ATTEMPTS			33,243	8,758	5,344	11,146	7,595	400
			5,418	465	658	1,553	2,694	48
21.154	Public Officer - Embezzle/Divert Tax/Public Moneys	5 ATTEMPTS	1			1		
28.243A	Fingerprinting - Refusal	MISD ATTEMPTS	10		6	3		1
28.2931	State ID Card - False Application	5 ATTEMPTS	6	1	1	1	3	
			4		3	1		
28.2951A	State ID Card - Alter/Forge/Use to Commit Felony	10 ATTEMPTS	2			2		
28.2952	State ID Card - Used w/o Permission	5 ATTEMPTS	1				1	
			1				1	
28.425B3	Weapons - Pistols, False Info on CCW Permit	4 ATTEMPTS	1					1
28.729	Sex Offender - Fail to Register	4 ATTEMPTS	137	31	39	41	23	3
			56	5	21	13	15	2
28.7291B	Sex Offender - Fail to Register, 2nd Offense	7 ATTEMPTS	4	3		1		
28.7292	Sex Offenders - Failure to Comply w/ Duties	MISD ATTEMPTS	8		2	2	2	2
28.7293	Sex Offender - Fail to Sign Registration	MISD ATTEMPTS	2			2		
29.43	Explosives - Handling/Sale Etc., w/o Permit	MISD ATTEMPTS	1		1			
168.933	Election Law - Swear Falsely to Register/Vote	5 ATTEMPTS	1				1	
205.271A	Taxes - Fail to File/False Return	5 ATTEMPTS	7	1		4	2	
205.271C	Taxes - Make/Permit False Returns	5 ATTEMPTS	3			1	2	
205.274	Taxes - General Violations	MISD ATTEMPTS	1			1		
205.4282	Tobacco Products Tax Act Violation Felony	5 ATTEMPTS	8			1	7	
			2				2	
205.4286	Tobacco Products Tax Act Unauthorized Tax Stamps	10 ATTEMPTS	1				1	
257.1306	Motor Vehicle Repair Facility - No Registration	MISD ATTEMPTS	1				1	
257.1355A	Used Car Parts Dealer - Fail to Record Transaction	2 ATTEMPTS	1				1	
257.215	Operating - Unregistered Vehicle	MISD ATTEMPTS	1					1
257.222	Motor Vehicles - Counterfeited Certificate Title - Use/Production	MISD ATTEMPTS	1			1		
257.233A6	Motor Vehicles - Odometer Tampering	5 ATTEMPTS	4			1	3	
257.254	Motor Vehicle Code - Intent to Pass False Title	10 ATTEMPTS	66	6	10	27	21	2
			4			2	2	
257.2551	License Plates - Commercial Vehicle Expired/None	MISD ATTEMPTS	61	1	33	14	9	4

NOTE: Be sure to check for related offense codes when examining a particular type of crime. They may or may not be in sequential order or even on the same page. Offenders may have multiple dispositions.

A2a 2003 Criminal Court Dispositions by Offense and Type of Disposition — Non-Assaultive Offenses

Page 2 of 19

			DISPOSITIONS					
Compiled Laws	Offense	Max. Penalty	Total	Prison ¹	Jail	Jail/ Probation ²	Probation ²	Other ³
	GRAND TOTAL		38,661	9,223 24%	6,002 15%	12,699 33%	10,289 27%	448 1%
	VIOLATIONS		33,243	8,758	5,344	11,146	7,595	400
	ATTEMPTS		5,418	465	658	1,553	2,694	48
257.256	License Plate/Registration/Title Unlawful Use	MISD ATTEMPTS	66	3	46	7	5	5
257.257	License Documents/Plates - Forgery	5 ATTEMPTS	35	7	5	11	11	1
257.301	Operating - No/Multiple Licenses	MISD ATTEMPTS	30		1	8	21	
257.310	Operating - No/Multiple Licenses	MISD ATTEMPTS	73	2	48	10	9	4
257.310	Driver's License - Forgery/Use to Commit Offense	VAR ATTEMPTS	2		1		1	
257.31010	Driver's License - Forged, Possession	MISD ATTEMPTS	1		1			
257.3103A	Driver's License - Forgery/Use to Commit >= 1 Yr Offense	VAR ATTEMPTS	5	3		2		
257.3107A	Driver's License - Forge w/ Intent to Commit Crime Max 10 Yrs+	10 ATTEMPTS	5		1	3	1	
257.3107B	Driver's License - Forge w/ Intent to Commit Crime Max 6mos-<10 yrs	5 ATTEMPTS	2			1	1	
257.3107B	Driver's License - Forge w/ Intent to Commit Crime Max 6mos-<10 yrs	5 ATTEMPTS	9		1	7	1	
257.3108	Driver's License - Forged, Sell/Possess w/Intent to Deliver	5 ATTEMPTS	16	1	3	3	9	
257.3109	Driver's License - Forged, Possession of 2 or More	5 ATTEMPTS	1			1		
257.311	Operate w/o License	MISD ATTEMPTS	49	3	23	8	8	7
257.312	Operate w/Restricted License	MISD ATTEMPTS	31		20	8	1	2
257.312A	Operating - Motorcycles/Mopeds w/o Indorsement	MISD ATTEMPTS	5		1	1	2	1
257.324	Operate w/Forged/Altered License/ False ID	MISD ATTEMPTS	90	3	68	8	9	2
257.324	Operate w/Forged/Altered License/ False ID	MISD ATTEMPTS	1		1			
257.328	Motor Vehicle Code - Producing False Evidence of Insurance	MISD ATTEMPTS	1				1	
257.329	Insurance Certificates - Possess/ Sale of Stolen/Counterfeit	15 ATTEMPTS	2			2		
257.3291	Insurance Certificates - Possess/ Sale of Stolen/Counterfeit	5 ATTEMPTS	13	1	1	4	6	1
257.3291	Insurance Certificates - Possess/ Sale of Stolen/Counterfeit	5 ATTEMPTS	4		1	1	2	
257.602	Police Officer - Refuse to Obey Traffic Order	MISD ATTEMPTS	6		3		3	
257.617A	Fail to Stop at Personal Injury Accident	1 ATTEMPTS	20	3	10	4	3	
257.617A	Fail to Stop at Personal Injury Accident	1 ATTEMPTS	1				1	
257.618	Fail to Stop at Property Damage Accident (Attended Vehicle)	MISD ATTEMPTS	36	1	17	6	12	
257.620	Fail to Stop after Collision	MISD ATTEMPTS	41	1	19	12	7	2
257.620	Fail to Stop after Collision	MISD ATTEMPTS	1				1	
257.621	Failure to Report Accident to Fixtures	MISD ATTEMPTS	8	1	5	1	1	
257.622	Fail to Report Accident	MISD ATTEMPTS	21		8	9	2	2
257.624A	Alcohol - Open Container in Vehicle	MISD ATTEMPTS	106	5	69	14	10	8

NOTE: Be sure to check for related offense codes when examining a particular type of crime. They may or may not be in sequential order or even on the same page. Offenders may have multiple dispositions.

A2a 2003 Criminal Court Dispositions by Offense and Type of Disposition – Non-Assaultive Offenses

Page 3 of 19

			DISPOSITIONS					
Compiled Laws	Offense	Max. Penalty	Total	Prison ¹	Jail	Jail/ Probation ²	Probation ²	Other ³
GRAND TOTAL			38,661	9,223	6,002	12,699	10,289	448
%				24%	15%	33%	27%	1%
VIOLATIONS			33,243	8,758	5,344	11,146	7,595	400
ATTEMPTS			5,418	465	658	1,553	2,694	48
257.624B1	Alcohol - Possession By Minor in Motor Vehicle	MISD ATTEMPTS	4		1		3	
257.625	Operating Vehicle Intoxicated	15 ATTEMPTS	18		7	7	4	
257.6251	Operating Vehicle Intoxicated	15 ATTEMPTS	16	3	1	8	4	
257.6251-A	Operating Vehicle Intoxicated	MISD ATTEMPTS	608	24	218	187	160	19
257.62510	Operating Veh. Intox, Minor, any Blood Alcohol Content - 2nd+ Offense	5 ATTEMPTS	10		2	1	4	3
257.62510B	Operating Vehicle Intoxicated - 2nd Offense	1 ATTEMPTS	2			1	1	
257.62510C	Operating Vehicle Intoxicated - 3rd Offense	1 ATTEMPTS	24		5	12	7	
257.62510C	Operating Vehicle Intoxicated - 3rd Offense	1 ATTEMPTS	46	8	3	32	3	
257.6253A	Operate - Impaired	MISD ATTEMPTS	174	3	60	41	58	12
257.6256	Operating Vehicle Intoxicated, Impaired - 3rd Felony	5 ATTEMPTS	5		1		4	
257.6256-A	Minor Operating Vehicle, w/ Any Blood Alcohol Content	MISD ATTEMPTS	28	10	9	6	3	
257.6256B	Operating Vehicle Intoxicated, Contr. Sub. - 2nd Offense	1 ATTEMPTS	26	1	6	1	9	9
257.6256D	Operating Vehicle Intoxicated, Contr. Sub. - 3rd Offense	5 ATTEMPTS	471	4	94	250	118	5
257.6257A1	Operating Vehicle Intoxicated, w/ Occupant <16	1 ATTEMPTS	2				2	
257.6257A2	Operating Vehicle Intoxicated, w/ Occupant <16 - 2nd+ Offense	5 ATTEMPTS	3,520	885	190	2,195	244	6
257.6258	Operating Vehicle, w/ Presence of Controlled Substance	MISD ATTEMPTS	2	1			1	
257.625A5	Commercial Motor Vehicles - Breath Analysis Refusal	MISD ATTEMPTS	37		9	18	10	
257.625B	OUIL	5 ATTEMPTS	93	15	6	64	6	2
257.626	Driving - Reckless	MISD ATTEMPTS	1			1		
257.628	Motor Vehicle Speed Limit Min/Max	MISD ATTEMPTS	1				1	
257.653A2	Passing EMS - Misd.	MISD ATTEMPTS	1		1			
257.903	Motor Vehicle Code, False Certification	5 ATTEMPTS	63	7	11	11	30	4
257.904	Operate - License Suspended/Revoked/Denied	15 ATTEMPTS	15	2	2	1	8	2
257.9041B	Operate - Allow Suspended/Revoked/Denied to Operate	MISD ATTEMPTS	35		16	5	9	5
257.9041C	Operate - Allow Suspended/Revoked/Denied to Operate - 2nd+ Offense	1 ATTEMPTS	620	24	393	103	69	31
			1				1	
			702	36	447	156	45	18
			1			1		

NOTE: Be sure to check for related offense codes when examining a particular type of crime. They may or may not be in sequential order or even on the same page. Offenders may have multiple dispositions.

A2a 2003 Criminal Court Dispositions by Offense and Type of Disposition — Non-Assaultive Offenses

Page 4 of 19

			DISPOSITIONS					
Compiled Laws	Offense	Max. Penalty	Total	Prison ¹	Jail	Jail/ Probation ²	Probation ²	Other ³
GRAND TOTAL			38,661	9,223	6,002	12,699	10,289	448
%				24%	15%	33%	27%	1%
VIOLATIONS			33,243	8,758	5,344	11,146	7,595	400
ATTEMPTS			5,418	465	658	1,553	2,694	48
257.904A	Operating - No License for 3 Years	MISD	8	1	6		1	
		ATTEMPTS						
290.6313B	Weights & Measures - Intentional Violations	5	1					1
		ATTEMPTS						
324.31152A	Water Resources Protection Violation	2	1		1			
		ATTEMPTS						
324.43521	Hunting/Fishing w/o License	MISD	1		1			
		ATTEMPTS						
324.435581A	Hunting/Fishing License - False Statement	MISD	1		1			
		ATTEMPTS						
324.801763	Marine Safety, OWI	MISD	1				1	
		ATTEMPTS						
324.81122	ORV - Operating on Highway or Right-of-Way	MISD	2		1		1	
		ATTEMPTS						
324.81134	ORV - OUIL	5	2		1		1	
		ATTEMPTS						
324.82116	ORV - Altered/Defaced VIN	MISD	1		1			
		ATTEMPTS						
324.821273	ORV - OUIL - Misd.	MISD	1				1	
		ATTEMPTS						
333.16294	Health Profession - Unauthorized Practice	4	3	2		1		
		Felony						
		ATTEMPTS						
333.2894	Vital Records - General Violations - 1 Year Misd.	MISD	1		1			
		ATTEMPTS						
338.1053A	Security Guards - No License/Permission Connect Security Alarm	4	1			1		
		ATTEMPTS						
339.6013	Occupational Code - Performing Occupation w/o License - 1st Offense	MISD	12	1	4	1	6	
		ATTEMPTS						
400.601-A	Fraud - Welfare, \$500 or Less	4	3		1		2	
		ATTEMPTS						
400.601-B	Fraud - Welfare, Over \$500	4	22	4	5	5	8	
		ATTEMPTS	5		2		3	
400.602-A	Fraud - Welfare, Failure to Inform, \$500 or Less	MISD	12		1		11	
		ATTEMPTS						
400.602-B	Fraud - Welfare, Failure to Inform, Over \$500	4	101	3	9	9	80	
		ATTEMPTS	6		1		5	
400.6071	Medicaid Fraud - False Claim	4	2			1	1	
		ATTEMPTS	1				1	
421.54B1IA	Unemployment Comp. Fraud, False Statmnt/Misrep. \$1K to \$25K	MISD	1			1		
		ATTEMPTS						
432.2181	Gambling Operations - Felony Violations	10	1				1	
		ATTEMPTS						
432.2182	Gambling Activities - Felony Violations	10	10			1	9	
		ATTEMPTS	6				6	
432.30	Lottery - Forge/Counterfeit Ticket	5	4	2		1	1	
		ATTEMPTS	1				1	
436.16131	Alcohol - Furnishing Place for Consideration (1 Yr Felony)	MISD	6				6	
		ATTEMPTS	2			1		1

NOTE: Be sure to check for related offense codes when examining a particular type of crime. They may or may not be in sequential order or even on the same page. Offenders may have multiple dispositions.

A2a 2003 Criminal Court Dispositions by Offense and Type of Disposition – Non-Assaultive Offenses

Page 5 of 19

			DISPOSITIONS					
Compiled Laws	Offense	Max. Penalty	Total	Prison ¹	Jail	Jail/ Probation ²	Probation ²	Other ³
GRAND TOTAL			38,661	9,223	6,002	12,699	10,289	448
%				24%	15%	33%	27%	1%
VIOLATIONS			33,243	8,758	5,344	11,146	7,595	400
ATTEMPTS			5,418	465	658	1,553	2,694	48
436.17011-A	Alcohol - Sell/Furnish to Minor	MISD	19	2	14	1	2	
		ATTEMPTS						
436.17031A	Alcohol - Purchase/Consume/ Possess by Minor	MISD	56	2	4	10	16	24
		ATTEMPTS						
436.17031B	Alcohol - Purchase/Consume/ Possess by Minor - 2nd Offense	MISD	5			2	3	
		ATTEMPTS						
436.17031C	Alcohol - Purchase/Consume/ Possess by Minor - 3rd+ Offense	MISD	2		1		1	
		ATTEMPTS						
436.33	Alcohol - Selling/Furnishing to Minor	5	2	1	1			
		ATTEMPTS						
436.33B1A	Alcohol - Minor, Purchase/Possess/ Consume	MISD	3		2			1
		ATTEMPTS						
445.4871	P. Gem/Metal D. Act - Fail Record Material Matter - Misd.	MISD	1				1	
		ATTEMPTS						
451.501	Blue Sky Laws - Fraudulent Schemes/ Statements	10	13	2	2	9		
		ATTEMPTS	1	1				
462.273	Trains - Trespass on Tracks	MISD	1		1			
		ATTEMPTS						
500.3101A	Motor Vehicle - Operating w/o Valid Insurance	MISD	1		1			
		ATTEMPTS						
500.3102	Motor Vehicle - Operating w/o Security	MISD	17		11	2	1	3
		ATTEMPTS						
500.45111	Insurance - Fraudulent Acts	4	122	8	7	44	60	3
		ATTEMPTS	39	1	1	6	31	
500.45112	Insurance Fraud - Conspiracies	10	18	1	2	7	8	
		ATTEMPTS	3		1	1	1	
570.1110B	Contractor - False Sworn Statements	10	2			1	1	
		ATTEMPTS						
570.152	Contractor - Fraudulent Use of Building Contract Fund	3	16		1	10	5	
		ATTEMPTS	1			1		
600.1701	Contempt of Court	MISD	5		4		1	
		ATTEMPTS						
600.2907A2	Real Property - Encumber w/o Lawful Cause	3	10				10	
		ATTEMPTS						
600.2950	Domestic Violence - Personal Protection Order	MISD	2		1		1	
		ATTEMPTS						
722.151B	Children - Harboring Runaways	MISD	1		1			
		ATTEMPTS						
722.6335B	Child Abuse - Intentional False Report Felony	VAR	2	1		1		
		ATTEMPTS						
722.6411	Tobacco - Furnish to Minor	MISD	1				1	
		ATTEMPTS						
722.642	Tobacco - Possession/Use by Minor	MISD	1					1
		ATTEMPTS						
750.108	Boats - Remove from Moorings	MISD	2	1	1			
		ATTEMPTS						
750.110	Breaking & Entering - Bldg. w/Intent	15	1,946	739	164	724	309	10
		ATTEMPTS	428	91	47	159	131	

NOTE: Be sure to check for related offense codes when examining a particular type of crime. They may or may not be in sequential order or even on the same page. Offenders may have multiple dispositions.

A2a 2003 Criminal Court Dispositions by Offense and Type of Disposition – Non-Assaultive Offenses

Page 6 of 19

			DISPOSITIONS					
Compiled Laws	Offense	Max. Penalty	Total	Prison ¹	Jail	Jail/ Probation ²	Probation ²	Other ³
GRAND TOTAL			38,661	9,223	6,002	12,699	10,289	448
%				24%	15%	33%	27%	1%
VIOLATIONS			33,243	8,758	5,344	11,146	7,595	400
ATTEMPTS			5,418	465	658	1,553	2,694	48
750.110-A	Breaking & Entering - Unoccupied Bldg. w/Intent	10 ATTEMPTS	18	8	9	1		
750.110-B	Breaking & Entering - Occupied Bldg. w/Intent	15 ATTEMPTS	8	3	2	3		
750.110A3	Home Invasion - 2nd Degree	15 ATTEMPTS	2		2			
750.110A4	Home Invasion - 3rd Degree	5 ATTEMPTS	1			1		
750.111	Breaking & Entering - Entry w/o Breaking, w/Intent	5 ATTEMPTS	1,399	606	87	432	269	5
750.113	Breaking & Entering - Coin Box	MISD ATTEMPTS	152	46	13	59	34	
750.115	Breaking & Entering - Illegal Entry w/o Owner's Permission/Denied	MISD ATTEMPTS	444	88	55	174	124	3
750.115A	Illegal Entry (w/o Owners Permission)	MISD ATTEMPTS	48	4	6	26	12	
750.116	Burglar's Tools - Possess	10 ATTEMPTS	145	36	10	52	47	
750.117	Public Officer - Bribery	4 ATTEMPTS	11	2	1	1	6	1
750.1227A	Witness - Bribe/Intimidate/ Interfere	4 ATTEMPTS	1		1			
750.131	Check - Non-Sufficient Funds	2 ATTEMPTS	27	3	9	5	7	3
750.1313A1	Check - Non-Sufficient Funds, Less than \$100	MISD ATTEMPTS	108	3	38	22	40	5
750.1313B1	Check - Non-Sufficient Funds, \$100 - <\$500	1 ATTEMPTS	2		1		1	
750.1313B2	Check - Non-Sufficient Funds, \$100 - <\$500 - 3rd+ Offense	2 ATTEMPTS	87	29	15	26	17	
750.1313C	Check - Non-Sufficient Funds, \$500 or more	2 ATTEMPTS	14	1	3	7	3	
750.131A	Check - No Account or Non-Sufficient Funds	2 ATTEMPTS	7		1	2	4	
750.131A1	Check - No Account	2 ATTEMPTS	2			2		
750.131A2	Check - Non-Sufficient Funds, Three w/in 10 days	2 ATTEMPTS	10	4		5	1	
750.141A2	Drugs/Alcohol - Allowing Consumption by Minors	MISD ATTEMPTS	1		1			
750.147B	Ethnic Intimidation	2 ATTEMPTS	5		1		4	
750.149-B	Compounding Offenses (Misd.)	MISD ATTEMPTS	21		5	7	6	3
750.157A	Compounding Offenses	5 ATTEMPTS	28		8	2	15	3
750.157AB	Conspiracy - Gamble Illegally	5 ATTEMPTS	1	1				
			123	10	20	52	38	3
			9		2	3	4	
			26	6	5	6	9	
			7			5	2	
			436	56	58	196	122	4
			32		5	10	16	1
			143	22	23	55	41	2
			7		2		5	
			9		2	1	5	1
			25	3	7	10	5	
			4			1	3	
			1				1	
			28	5	3	12	8	
			6				6	
			2			1	1	

NOTE: Be sure to check for related offense codes when examining a particular type of crime. They may or may not be in sequential order or even on the same page. Offenders may have multiple dispositions.

A2a 2003 Criminal Court Dispositions by Offense and Type of Disposition — Non-Assaultive Offenses

Page 7 of 19

			DISPOSITIONS					
Compiled Laws	Offense	Max. Penalty	Total	Prison ¹	Jail	Jail/ Probation ²	Probation ²	Other ³
GRAND TOTAL			38,661	9,223	6,002	12,699	10,289	448
%				24%	15%	33%	27%	1%
VIOLATIONS			33,243	8,758	5,344	11,146	7,595	400
ATTEMPTS			5,418	465	658	1,553	2,694	48
750.157B3	Solicit to Commit Felony	5	2	1		1		
ATTEMPTS								
750.157N	Financial Transaction Device - Steal/Retain/Possess	4	4	1	2	1		
ATTEMPTS			3	1	1	1		
750.157N1	Financial Transaction Device - Steal/Retain w/o Consent	4	757	127	95	300	232	3
ATTEMPTS			89	6	11	34	38	
750.157N2	Financial Transaction Device - Possess Fraudulent One	4	40	2	5	21	11	1
ATTEMPTS			4		3	1		
750.157P	Financial Transaction Device - Possess w/Intent to Use/Sell	4	106	17	20	37	32	
ATTEMPTS			26	2	4	6	14	
750.157Q	Financial Transaction Device - Illegal Sale/Use	4	202	18	30	70	84	
ATTEMPTS			31	4	3	12	11	1
750.157R	Financial Transaction Device - Forge/Alter/Counterfeit	4	1			1		
ATTEMPTS								
750.157S1B1	Financial Transaction Device - Use Revoked/Cancelled, \$100-<\$500	1	5		1	2	2	
ATTEMPTS								
750.157U	Financial Transaction Device - Overcharge	4	2	1		1		
ATTEMPTS								
750.157V	Financial Transaction Device - False ID	4	50	8	9	10	23	
ATTEMPTS			4			1	3	
750.157W1A	Financial Trans. Device - Fraud Withdraw/Transfer, <\$200	MISD	1			1		
ATTEMPTS								
750.157W1B1	Financial Trans. Device - Fraud Withdraw/Transfer, \$200 - <\$1K	1	10		5	1	4	
ATTEMPTS								
750.157W1C1	Financial Trans. Device - Fraud Withdraw/Transfer, \$1K - <\$20K	5	8	1	3	3	1	
ATTEMPTS								
750.15911	Criminal Enterprise - Conduct	20	32	16	1	8	5	2
ATTEMPTS			1				1	
750.160	Dead Bodies - Disinterment and Mutilation	10	9	7		2		
ATTEMPTS								
750.161	Desertion/Abandon/Non-Support	3	79	14	7	25	33	
ATTEMPTS			32	8	1	9	14	
750.165	Child Support - Fail to Pay	4	304	24	15	129	135	1
ATTEMPTS			314	9	2	39	263	1
750.1671A	Disorderly Person - Non-Support	MISD	8		1	2	3	2
ATTEMPTS								
750.1671C	Disorderly Person - Window Peeper	MISD	1		1			
ATTEMPTS								
750.1671DB	Disorderly Person - Illegal Occupation	MISD	4		1	1	2	
ATTEMPTS								
750.1671E	Disorderly Person - Drunk	MISD	24	1	10	5	7	1
ATTEMPTS								
750.1671J	Disorderly Person - Loitering about Illegal Business	MISD	8		1	3	4	
ATTEMPTS								
750.1671L	Disorderly Person - Jostling	MISD	10			1	7	2
ATTEMPTS								
750.170	Disturbing the Peace	MISD	19	1	11	2	3	2
ATTEMPTS			1					1

NOTE: Be sure to check for related offense codes when examining a particular type of crime. They may or may not be in sequential order or even on the same page. Offenders may have multiple dispositions.

A2a 2003 Criminal Court Dispositions by Offense and Type of Disposition – Non-Assaultive Offenses

Page 8 of 19

			DISPOSITIONS					
Compiled Laws	Offense	Max. Penalty	Total	Prison ¹	Jail	Jail/ Probation ²	Probation ²	Other ³
	GRAND TOTAL		38,661	9,223 24%	6,002 15%	12,699 33%	10,289 27%	448 1%
	VIOLATIONS		33,243	8,758	5,344	11,146	7,595	400
	ATTEMPTS		5,418	465	658	1,553	2,694	48
750.174	Embezzle - Agent or Trustee	10 ATTEMPTS	5	1	3		1	
750.174-B	Embezzlement - Agent or Trustee, Over \$100	10 ATTEMPTS	30 8	12 4	8 2	6	3 2	1
750.1742	Embezzlement - Less Than \$200	MISD ATTEMPTS	6		1	2	3	
750.1743A	Embezzle - Agent or Trustee \$200 - <\$1K	1 ATTEMPTS	70 1		11	19	38 1	2
750.1743B	Embezzlement - <\$200 - 2nd Offense	MISD ATTEMPTS	4		4			
750.1744A	Embezzle - Agent or Trustee, \$1K - <\$20K	5 ATTEMPTS	447 96	45 8	17 2	165 26	218 59	2 1
750.1744B	Embezzle - Agent or Trustee, \$200 - <\$1K - 2nd+ Offense	5 ATTEMPTS	8		3	2	3	
750.1745A	Embezzle - Agent or Trustee, \$20K - <\$50K	10 ATTEMPTS	113 25	24 1	2	48 8	39 16	
750.174A	Embezzlement - From Vulnerable Adult	10 ATTEMPTS	2 1				2 1	
750.174A3A	Embezzlement - From Vulnerable Adult, \$200 - <\$1K	1 ATTEMPTS	1			1		
750.174A4A	Embezzlement - From Vulnerable Adult, \$1K - <\$20K	5 ATTEMPTS	22 3	4		11 1	7 2	
750.174A5A	Embezzlement - From Vulnerable Adult, \$20K or More	10 ATTEMPTS	6 2			4 2	2	
750.175	Embezzle - Public Official, Over \$50	10 ATTEMPTS	5		1	2	2	
750.176	Embezzle - Administrator/Executor/ Guardian	10 ATTEMPTS	1				1	
750.1772A	Embezzle - Chattel Mortgagor \$20K or More	10 ATTEMPTS	1			1		
750.180	Embezzle - Financial Institutions	20 ATTEMPTS	26 1			7	19 1	
750.181	Embezzle - Jointly Held Property	10 ATTEMPTS	1					1
750.1814A	Embezzle - Jointly Held Property, \$1K - <\$20K	5 ATTEMPTS	2	2				
750.1815A	Embezzle - Jointly Held Property \$20K or More	10 ATTEMPTS	1			1		
750.183-A	Escape - Aiding Prisoner - Felony	7 ATTEMPTS	4 3	3 1	1			
750.186A	Escape - Juvenile Facility	4 ATTEMPTS	6 4	3 1		2 2	1	
750.193	Escape - Prison	5 ATTEMPTS	55 6	45 4	6 1	3 1	1	
750.1951	Escape - From Misdemeanor Jail Sentence	2 ATTEMPTS	20	1	11	7		1
750.1952	Escape - From Felony Jail Sentence	4 ATTEMPTS	31 3	18 1	6 2	5	1	1

NOTE: Be sure to check for related offense codes when examining a particular type of crime. They may or may not be in sequential order or even on the same page. Offenders may have multiple dispositions.

A2a 2003 Criminal Court Dispositions by Offense and Type of Disposition — Non-Assaultive Offenses

Page 9 of 19

			DISPOSITIONS					
Compiled Laws	Offense	Max. Penalty	Total	Prison ¹	Jail	Jail/ Probation ²	Probation ²	Other ³
	GRAND TOTAL		38,661	9,223	6,002	12,699	10,289	448
	%			24%	15%	33%	27%	1%
	VIOLATIONS		33,243	8,758	5,344	11,146	7,595	400
	ATTEMPTS		5,418	465	658	1,553	2,694	48
750.1971	Escape - Awaiting Trial for Misdemeanor	2 ATTEMPTS	4	1	1	2		
750.1972	Escape - Awaiting Trial for Felony	4 ATTEMPTS	36	28	4	3	1	
750.197A	Escape - Lawful Custody	1 ATTEMPTS	6	2	2	2		
750.199A	Bond - Abscond or Forfeit	4 ATTEMPTS	7	1	3	1	1	1
750.215	False Personation of Public Officer	MISD ATTEMPTS	129	51	41	21	13	3
750.216	Law Enforcement Badges - Unlawful Possession	MISD ATTEMPTS	16	2	9	3		2
750.217	Obstruct Officer By Disguise	1 ATTEMPTS	7		2	3	2	
750.217B	False Personation - Utility Worker	2 ATTEMPTS	3		2	1		
750.218	False Pretenses w/Intent to Defraud	10 ATTEMPTS	1			1		
750.218-A	False Pretenses - \$100 or Less	1 ATTEMPTS	1					1
750.218-B	False Pretenses - Over \$100	10 ATTEMPTS	6	2	2		2	
750.2183	False Pretenses - Less Than \$200	MISD ATTEMPTS	4		1		3	
750.2183A	False Pretenses - \$200 - <\$1K	1 ATTEMPTS	3			1	1	1
750.2184A	False Pretenses - \$1K - <\$20K	5 ATTEMPTS	32	14	6	1	11	
750.2184B	False Pretenses - \$200 - <\$1K - 2nd+ Offense	5 ATTEMPTS	8	3	1		4	
750.2185A	False Pretenses - \$20K or More	10 ATTEMPTS	12	1	3	2	4	2
750.2185B	False Pretenses - \$1K - <\$20K - 3rd+ Offense	10 ATTEMPTS	1				1	
750.219A2B1	Telecommunications - Avoid Payment, \$200 - <\$1K	MISD ATTEMPTS	37	1	5	12	18	1
750.219A2C1	Telecommunications - Avoid Payment, \$1K - < \$20K	5 ATTEMPTS	1		1			
750.219c	Telecommunications - Avoid Payment \$200 - <\$1K	MISD ATTEMPTS	199	46	10	68	71	4
750.219E	Financial Institution - Unauthorized Credit Application	4 ATTEMPTS	53	1	5	20	27	
750.224	Weapons - Dangerous Weapon, Sale/Possess	5 ATTEMPTS	1	1				
750.2241-A	Weapons - Dangerous Weapon, Misc.	5 ATTEMPTS	59	8	3	33	15	
750.2241-B	Weapons - Dangerous Weapon, Gas Ejecting Device	5 ATTEMPTS	10	2	3	1	4	
			1				1	
			2			1	1	
			2			1	1	
			1	1				
			1		1			
			18	3	1	6	8	
			5			2	3	
			1		1			
			40	6	6	11	17	
			15	1	5	1	7	1
			1				1	

NOTE: Be sure to check for related offense codes when examining a particular type of crime. They may or may not be in sequential order or even on the same page. Offenders may have multiple dispositions.

A2a 2003 Criminal Court Dispositions by Offense and Type of Disposition – Non-Assaultive Offenses

Page 10 of 19

			DISPOSITIONS					
Compiled Laws	Offense	Max. Penalty	Total	Prison ¹	Jail	Jail/ Probation ²	Probation ²	Other ³
	GRAND TOTAL		38,661	9,223	6,002	12,699	10,289	448
	%			24%	15%	33%	27%	1%
	VIOLATIONS		33,243	8,758	5,344	11,146	7,595	400
	ATTEMPTS		5,418	465	658	1,553	2,694	48
750.224A	Weapons - Taser, Possession or Sale	4	30	6	3	4	17	
	Taser	ATTEMPTS	17		2	3	12	
750.224B	Weapons - Firearms, Short-Barrel	5	46	7	4	20	15	
	Shotgun/Rifle	ATTEMPTS	6	1	1	2	2	
750.224F	Weapons - Firearms, Possession by	5	703	460	54	87	98	4
	Felon	ATTEMPTS	33	6	10	9	7	1
750.226	Weapons - Dangerous Weapon,	5	72	37	8	17	9	1
	Carry w/Unlawful Intent	ATTEMPTS	2			1	1	
750.226A	Weapons - Switchblade, Possession	1	16		5	4	7	
	or Sale	ATTEMPTS						
750.227	Weapons - Carry Concealed	5	1,199	255	203	280	453	8
		ATTEMPTS	794	15	75	216	483	5
750.227B	Weapons - Felony Firearm	10	40	35			5	
		ATTEMPTS	1			1		
750.227B-A	Weapons - Felony Firearm	2	1,670	1,602	2	12	46	8
		ATTEMPTS	17		1	8	8	
750.227B-B	Weapons - Felony Firearm -	5	18	18				
	2nd Offense	ATTEMPTS						
750.227C	Weapons - Firearms, Possess	2	66	6	9	12	35	4
	Loaded in Vehicle	ATTEMPTS	8		2		6	
750.227D	Weapons - Firearms, Improper	MISD	13	2	3	3	4	1
	Possession in Vehicle	ATTEMPTS	1		1			
750.227F	Body Armor - Wear During	4	2	1			1	
	Violent Crime	ATTEMPTS						
750.227G9A	Weapons - Body Armor -	4	2				2	
	Possess/Use by Violent Felon	ATTEMPTS						
750.228	Weapons - Firearms, Safety	MISD	25		7	7	10	1
	Inspection Violation [Repealed]	ATTEMPTS						
750.230	Weapons - Firearms, Alter ID	2	4	1	1	1	1	
	Marks	ATTEMPTS	1				1	
750.232A	Weapons - Firearms, False	4	2			2		
	Application	ATTEMPTS						
750.232A3	Weapons - Firearms, False	4	2				2	
	Application	ATTEMPTS						
750.234D	Weapons - Firearms, Possess on	MISD	2		2			
	Restricted Premises	ATTEMPTS						
750.234E	Weapons - Firearms - Brandishing	MISD	11		3	2	6	
	in Public	ATTEMPTS						
750.234F	Weapons - Firearms - Possession	MISD	2		1	1		
	by Minor in Public	ATTEMPTS						
750.237A1	Weapon - Free School Zones,	5	8		1	2	5	
	General Felony Violations	ATTEMPTS						
750.237A2	Weapon - Free School Zones,	MISD	3			1	2	
	General Misdemeanor	ATTEMPTS						
750.243	Fireworks - Sale, Possession,	MISD	8		2		4	2
	Transport	ATTEMPTS						
750.248	Forgery	14	335	107	29	115	81	3
		ATTEMPTS	36	6	4	22	4	

NOTE: Be sure to check for related offense codes when examining a particular type of crime. They may or may not be in sequential order or even on the same page. Offenders may have multiple dispositions.

A2a 2003 Criminal Court Dispositions by Offense and Type of Disposition — Non-Assaultive Offenses

Page 11 of 19

			DISPOSITIONS					
Compiled Laws	Offense	Max. Penalty	Total	Prison ¹	Jail	Jail/ Probation ²	Probation ²	Other ³
	GRAND TOTAL		38,661	9,223	6,002	12,699	10,289	448
	%			24%	15%	33%	27%	1%
	VIOLATIONS		33,243	8,758	5,344	11,146	7,595	400
	ATTEMPTS		5,418	465	658	1,553	2,694	48
750.248A	Financial Transaction Device - Utter & Publish	4 ATTEMPTS	10	2	1	3	4	
750.249	Utter & Publish	14 ATTEMPTS	2,238	621	264	770	574	9
750.249A	Financial Transaction Device - Forgery	4 ATTEMPTS	664	60	96	181	323	4
750.250	Forge State Warrant	7 ATTEMPTS	1	1				
750.251	Forge Bank Bills/Promissory Notes	7 ATTEMPTS	3			1	2	
750.252	Utter & Publish - Possess Counterfeit Note w/Intent	7 ATTEMPTS	9	1	3	3	2	
750.253	Utter & Publish - Counterfeit Bills/Notes	5 ATTEMPTS	1				1	
750.254	Utter & Publish - Possess Counterfeit Bank/State/Bills	5 ATTEMPTS	2		1	2	1	
750.255	Counterfeiting - Possess Tools	10 ATTEMPTS	5	1	1		3	
750.260	Counterfeiting - Coins/Possess 5 or more	LIFE ATTEMPTS	36	1	7	11	15	2
750.261	Counterfeiting - Coins/Possess Less than 5	10 ATTEMPTS	9	1	1	3	4	
750.2632	Counterfeiting - Deliver/Possess w/ False ID Mark	1 ATTEMPTS	13	1	4	5	3	
750.2633	Counterfeiting - Deliver/Possess w/ False ID Mark - Felony	5 ATTEMPTS	2		1		1	
750.280	Fraud - Common Law	10 ATTEMPTS	1	1				
750.282	Public Utility - Fraudulent Use	4 ATTEMPTS	2					
750.282B	Public Utility - Fraudulent Use, Over \$500	4 ATTEMPTS	1					
750.285	Obtain Personal Identity Info w/o Permission	5 ATTEMPTS	2		1		1	
750.292	Innkeeper - Defrauding	4 ATTEMPTS	5	3	1		1	
750.300A	Food Stamps - Fraud	10 ATTEMPTS	1			1		
750.300A1A	Food Stamps - Fraud, \$250 or Less	10 ATTEMPTS	3			2	1	
750.300A1C	Food Stamps - Fraud Over \$1K	10 ATTEMPTS	4			1	3	
750.301	Gambling - Take Bets	1 ATTEMPTS	115	20	6	46	43	
750.303-B	Gambling House - Permit for Gain	2 ATTEMPTS	10		2	2	6	
750.356	Larceny	10 ATTEMPTS	1		1			
			1		1			
			1		1			
			3	3				
			1				1	
			3		1		2	
			1					1
			8	1	3	4		
			1		1			

NOTE: Be sure to check for related offense codes when examining a particular type of crime. They may or may not be in sequential order or even on the same page. Offenders may have multiple dispositions.

A2a 2003 Criminal Court Dispositions by Offense and Type of Disposition — Non-Assaultive Offenses

Page 12 of 19

			DISPOSITIONS					
Compiled Laws	Offense	Max. Penalty	Total	Prison ¹	Jail	Jail/ Probation ²	Probation ²	Other ³
GRAND TOTAL			38,661	9,223	6,002	12,699	10,289	448
%				24%	15%	33%	27%	1%
VIOLATIONS			33,243	8,758	5,344	11,146	7,595	400
ATTEMPTS			5,418	465	658	1,553	2,694	48
750.356-A	Larceny - Over \$100 (obsolete)	5 ATTEMPTS	8	2	3		3	
750.356-B	Larceny - \$100 or Less	4 ATTEMPTS	4		3	1		
750.3562A	Larceny - \$20K or More	10 ATTEMPTS	12	2	1	8	1	
750.3562B	Larceny - \$1K - <\$20K - 3rd+ Offense	10 ATTEMPTS	4	1		3		
750.3563A	Larceny - \$1K - <\$20K	5 ATTEMPTS	2	2				
750.3563B	Larceny - \$200 - <\$1K - 2nd+ Offense	5 ATTEMPTS	257	56	25	100	75	1
750.3564A	Larceny - \$200 - < \$1K	1 ATTEMPTS	45	2	4	18	20	1
750.3564A	Larceny - \$200 - < \$1K	1 ATTEMPTS	13	4	1	7	1	
750.3565	Larceny - Less Than \$200	1 MISD ATTEMPTS	88	1	22	31	29	5
750.356A	Larceny - From Motor Vehicle	10 ATTEMPTS	5		1	2	2	
750.356A	Larceny - From Motor Vehicle	10 ATTEMPTS	67	2	35	10	20	
750.356A-B	Breaking & Entering - Vehicle Steal Prop. Over \$5	5 ATTEMPTS	2		1	1		
750.356A-B	Breaking & Entering - Vehicle Steal Prop. Over \$5	5 ATTEMPTS	37	5	8	12	11	1
750.356A-C	Breaking & Entering - Vehicle w/ Damage	5 ATTEMPTS	13	2	1	4	6	
750.356A1	Larceny - From Motor Vehicle	5 ATTEMPTS	8	6	2			
750.356A1	Larceny - From Motor Vehicle	5 ATTEMPTS	3		3			
750.356A2A	Breaking & Entering - Vehicle/Semi-Trailer/House Trailer, <\$200	1 MISD ATTEMPTS	8	2	4	1	1	
750.356A2B1	Breaking & Entering - Vehicle/Semi-Trailer/House Trailer, \$200 - <\$1K	1 ATTEMPTS	593	85	93	229	183	3
750.356A2C1	Breaking & Entering - Vehicle/Semi-Trailer/House Trailer, \$1K - <\$20K	5 ATTEMPTS	107	9	9	39	49	1
750.356A2C2	Breaking & Entering - Vehicle/Semi-Trailer/House Trailer, \$200-<\$1K - 2nd+Ofns	5 ATTEMPTS	56	5	24	10	17	
750.356A2D1	Breaking & Entering - Vehicle/Semi-Trailer/House Trailer, \$20K or More	10 ATTEMPTS	36	1	11	19	5	
750.356A3	Breaking & Entering - Vehicle Semi-Trailer/House Trailer, w/ Damage	5 ATTEMPTS	53	16	5	23	9	
750.356AB	Larceny From Motor Vehicle, Over \$5	5 ATTEMPTS	6	1		3	2	
750.356AC	Breaking & Entering - Vehicle w/ Damage	5 ATTEMPTS	3	2		1		
750.356B	Breaking & Entering - Coin Telephone	4 ATTEMPTS	1			1		
750.356C	Retail Fraud - 1st Degree	5 ATTEMPTS	2	1		1		
750.356D	Retail Fraud - 2nd Degree	1 ATTEMPTS	1				1	
750.356D4	Retail Fraud - 3rd Degree	1 MISD ATTEMPTS	491	98	71	204	114	4
			74	1	14	19	39	1
			2	2				
			1	1				
			4	1	2		1	
			5	1			4	
			8		2	4	2	
			758	232	173	234	117	2
			60	4	15	16	24	1
			117	7	58	29	21	2
			2		1		1	
			53	1	31	8	12	1
			3		1	1	1	

NOTE: Be sure to check for related offense codes when examining a particular type of crime. They may or may not be in sequential order or even on the same page. Offenders may have multiple dispositions.

A2a 2003 Criminal Court Dispositions by Offense and Type of Disposition – Non-Assaultive Offenses

Page 13 of 19

			DISPOSITIONS					
Compiled Laws	Offense	Max. Penalty	Total	Prison ¹	Jail	Jail/ Probation ²	Probation ²	Other ³
GRAND TOTAL			38,661	9,223	6,002	12,699	10,289	448
%				24%	15%	33%	27%	1%
VIOLATIONS			33,243	8,758	5,344	11,146	7,595	400
ATTEMPTS			5,418	465	658	1,553	2,694	48
750.357	Larceny from Person	10	368	124	37	117	89	1
		ATTEMPTS	86	18	12	25	29	2
750.357A	Larceny of Livestock	4	4	1		1	2	
		ATTEMPTS						
750.357B	Weapons - Firearms - Larceny	5	91	30	8	33	20	
		ATTEMPTS	9	2		4	3	
750.359	Larceny - From Vacant Building	MISD	14		3	9	1	1
		ATTEMPTS						
750.360	Larceny in Building	4	1,502	322	267	563	338	12
		ATTEMPTS	395	27	58	155	147	8
750.360A2A	Theft Detection Device - Deactivate/ Remove	MISD	5		2	3		
		ATTEMPTS						
750.362	Larceny By Conversion	10	7	2	1	2	2	
		ATTEMPTS	5	1	1	2	1	
750.362-A	Larceny By Conversion Over \$100 (obsolete)	5	11	11				
		ATTEMPTS	2	1		1		
750.362-B	Larceny - By Conversion \$100 or Less	10	3		1	1	1	
		ATTEMPTS						
750.3622A	Larceny by Conversion, \$20K or More	10	16	8	2	5	1	
		ATTEMPTS	1				1	
750.3623A	Larceny By Conversion, \$1K - <\$20K	5	97	18	6	41	31	1
		ATTEMPTS	24	1	4	6	13	
750.3624A	Larceny - By False Personation, \$200 - <\$1K	MISD	27		6	5	16	
		ATTEMPTS	1				1	
750.3625	Larceny - By Conversion, Less than \$200	MISD	4			2	2	
		ATTEMPTS						
750.362A	Fail to Return Rented Property Over \$100 (obsolete)	10	2		1		1	
		ATTEMPTS	3		1	1	1	
750.362A2A	Fail to Return Rented Property, \$20K or More	10	5			2	3	
		ATTEMPTS	5				5	
750.362A3A	Fail to Return Rented Property, \$1K - <\$20K	5	24	1	8	6	8	1
		ATTEMPTS	14			3	11	
750.362A4A	Failure to Return Rented Property - 1 Year Misd.	MISD	9		3		5	1
		ATTEMPTS						
750.362A5	Failure to Return Rented Property - 93 Day Misd.	MISD	1				1	
		ATTEMPTS						
750.362AA	Fail to Return Rented Property, Over \$100 (Obsolete)	2	2		1	1		
		ATTEMPTS						
750.363	Larceny by False Personation	10	2	1		1		
		ATTEMPTS						
750.3633A	Larceny by False Personation, \$1K - <\$20K	5	3			2	1	
		ATTEMPTS	3		1		2	
750.3634A	Larceny- By False Personation, \$200 - <\$1K	MISD	3			2	1	
		ATTEMPTS						
750.3673A	Larceny - Trees & Shrubs, \$1K - <\$20K	5	2	1		1		
		ATTEMPTS						
750.3674A	Larceny - Trees & Shrubs, 1 Year Misdemeanor	MISD	1					1
		ATTEMPTS						

NOTE: Be sure to check for related offense codes when examining a particular type of crime. They may or may not be in sequential order or even on the same page. Offenders may have multiple dispositions.

A2a 2003 Criminal Court Dispositions by Offense and Type of Disposition — Non-Assaultive Offenses

Page 14 of 19

			DISPOSITIONS					
Compiled Laws	Offense	Max. Penalty	Total	Prison ¹	Jail	Jail/ Probation ²	Probation ²	Other ³
GRAND TOTAL			38,661	9,223	6,002	12,699	10,289	448
%				24%	15%	33%	27%	1%
VIOLATIONS			33,243	8,758	5,344	11,146	7,595	400
ATTEMPTS			5,418	465	658	1,553	2,694	48
750.3674B	Larceny - Trees & Shrubs, 1 Year Misdemeanor	MISD ATTEMPTS	1			1		
750.377A	Malicious Destruction Pers. Prop.	10 ATTEMPTS	8	1	5		2	
750.377A1A1	Malicious Destruction Pers. Prop., \$20K Or More	10 ATTEMPTS	2	2	1	3	3	
750.377A1B1	Malicious Destruction Pers. Prop., \$1K - <\$20K	5 ATTEMPTS	266	34	19	97	114	2
750.377A1B2	Malicious Destruction Pers. Prop., \$200 - <\$1K - 2nd+ Offense	5 ATTEMPTS	48	4	4	15	25	
750.377A1C1	Malicious Destruction Pers. Prop., \$200 - <\$1K	1 ATTEMPTS	6			1	6	
750.377A1C1	Malicious Destruction Pers. Prop., \$200 - <\$1K	1 ATTEMPTS	2			1	1	
750.377A1D	Malicious Destruction Pers. Prop., Under \$200	MISD ATTEMPTS	164	1	43	39	74	7
750.377A1D	Malicious Destruction Pers. Prop., Under \$200	MISD ATTEMPTS	4			2	2	
750.377AA	Malicious Destruction Pers. Prop.	MISD ATTEMPTS	67	2	23	15	26	1
750.377AA	Malicious Destruction Pers. Prop.	4 ATTEMPTS	12	4	6		1	1
750.377AB	Malicious Destruction Pers. Prop.	MISD ATTEMPTS	2		1		1	
750.3802A	Malicious Destruction of Bldg., \$20K or More	10 ATTEMPTS	9			3	6	
750.3803A	Malicious Destruction of Bldg., \$1K - <\$20K	5 ATTEMPTS	74	9	4	36	25	
750.3803A	Malicious Destruction of Bldg., \$1K - <\$20K	5 ATTEMPTS	16		1	9	6	
750.3803B	Malicious Destruction of Bldg., \$200 - <\$1K - 2nd+ Offense	5 ATTEMPTS	2		1		1	
750.3803B	Malicious Destruction of Bldg., \$200 - <\$1K - 2nd+ Offense	5 ATTEMPTS	1			1		
750.3804A	Malicious Destruction of Bldg., \$200 - <\$1K	1 ATTEMPTS	65	1	20	19	25	
750.3805	Malicious Destruction of Bldg., <\$200	MISD ATTEMPTS	26	1	10	9	5	1
750.380A	Malicious Destruction of Bldg., Over \$100 (Obsolete)	4 ATTEMPTS	7	4	3			
750.380A	Malicious Destruction of Bldg., Over \$100 (Obsolete)	4 ATTEMPTS	2		1		1	
750.3821A	Malicious Destruction of Property - Trees, Shrubs, Crops, Grass, Soil	MISD ATTEMPTS	2			1	1	
750.3821B1	Mal. Destr. Trees/Shrubs/etc. \$200 - < \$1K	1 ATTEMPTS	1		1			
750.3821C1	Mal. Destr. Trees/Shrubs/etc. \$1K - <\$20K	5 ATTEMPTS	12	2	1	3	6	
750.3821C1	Mal. Destr. Trees/Shrubs/etc. \$1K - <\$20K	5 ATTEMPTS	1			1		
750.383A	Malicious Destruction of Prop., Utility Prop.	4 ATTEMPTS	5	2		3		
750.383A	Malicious Destruction of Prop., Utility Prop.	4 ATTEMPTS	1				1	
750.3872	Malicious Destruction of Tombs/ Memorials	5 ATTEMPTS	2			2		
750.3875A	Malicious Destruction of Tombs/ Memorials, \$1K - <\$20K	5 ATTEMPTS	6	1	2	2	1	
750.390	Malicious Annoyance by Writting	MISD ATTEMPTS	1				1	
750.411A	False Report of Crime	10 ATTEMPTS	1				1	
750.411A1A	False Report of Misdemeanor	MISD ATTEMPTS	19		4	4	9	2
750.411A1A	False Report of Misdemeanor	MISD ATTEMPTS	1				1	

NOTE: Be sure to check for related offense codes when examining a particular type of crime. They may or may not be in sequential order or even on the same page. Offenders may have multiple dispositions.

A2a 2003 Criminal Court Dispositions by Offense and Type of Disposition – Non-Assaultive Offenses

Page 15 of 19

			DISPOSITIONS					
Compiled Laws	Offense	Max. Penalty	Total	Prison ¹	Jail	Jail/ Probation ²	Probation ²	Other ³
	GRAND TOTAL		38,661	9,223	6,002	12,699	10,289	448
	%			24%	15%	33%	27%	1%
	VIOLATIONS		33,243	8,758	5,344	11,146	7,595	400
	ATTEMPTS		5,418	465	658	1,553	2,694	48
750.411A1B	False Report of Felony	4	215	31	20	69	93	2
	ATTEMPTS		58	2	6	15	33	2
750.411A2	False Bomb Threat	4	4	1	1	1	1	
	ATTEMPTS		1				1	
750.411A3A	False Report/Threat of Bomb/ Harmful Device	4	24		5	9	10	
	ATTEMPTS		5			3	2	
750.411L	Money Laundering - 4th Degree	2	1			1		
	ATTEMPTS							
750.411M	Money Laundering - 3rd Degree	5	1				1	
	ATTEMPTS							
750.413	Motor Vehicle - Unlawful Drive Away	5	939	330	133	290	182	4
	ATTEMPTS		271	16	66	87	100	2
750.414	Motor Vehicle - Unlawful Use	2	592	94	130	224	137	7
	ATTEMPTS		47		11	11	24	1
750.415	Motor Vehicle - Conceal/Misrep. Identity	10	1	1				
	ATTEMPTS							
750.4151	Motor Vehicles - Conceal/Misrep. Identity w/out Intent to Mislead	4	1		1			
	ATTEMPTS		1				1	
750.4152	Motor Vehicle - Conceal/Misrep. Identity to Mislead	4	36	5	5	9	16	1
	ATTEMPTS		7			3	4	
750.4155	Motor Vehicle - Possess/Deliver - ID Plates or Labels	4	3	1		1	1	
	ATTEMPTS		1				1	
750.422	Perjury - Court Proceeding	LIFE	11	5	3	2	1	
	ATTEMPTS							
750.422-B	Perjury - Court Proceeding	15	1				1	
	ATTEMPTS							
750.423	Perjury - Other Than Court Proceeding	15	1			1		
	ATTEMPTS							
750.424-B	Perjury - Subornation, Court Proceeding	15	1	1				
	ATTEMPTS							
750.425	Perjury - Incite/Procure	5	1	1				
	ATTEMPTS							
750.425-B	Perjury - Incite/Procure, Court Proceeding	5	3	2		1		
	ATTEMPTS							
750.439	Polygamy	4	1		1			
	ATTEMPTS							
750.448	Prostitution - Accost and Solicit	MISD	12	2	6		4	
	ATTEMPTS							
750.451	Prostitution	2	2		1	1		
	ATTEMPTS							
750.451-B	Prostitution - 3rd Offense	2	29	3	13	10	3	
	ATTEMPTS		1		1			
750.451-D	Prostitution - 3rd+ Offense	2	24	1	9	4	10	
	ATTEMPTS							
750.452	Prostitution - Keeping House of	5	1				1	
	ATTEMPTS		1		1			
750.457	Prostitution - Accept Earnings	20	3	3				
	ATTEMPTS							

NOTE: Be sure to check for related offense codes when examining a particular type of crime. They may or may not be in sequential order or even on the same page. Offenders may have multiple dispositions.

A2a 2003 Criminal Court Dispositions by Offense and Type of Disposition — Non-Assaultive Offenses

Page 16 of 19

			DISPOSITIONS					
Compiled Laws	Offense	Max. Penalty	Total	Prison ¹	Jail	Jail/ Probation ²	Probation ²	Other ³
	GRAND TOTAL		38,661	9,223	6,002	12,699	10,289	448
	%			24%	15%	33%	27%	1%
	VIOLATIONS		33,243	8,758	5,344	11,146	7,595	400
	ATTEMPTS		5,418	465	658	1,553	2,694	48
750.478	Public Officer - Wilfull Neglect of Duty	MISD ATTEMPTS	2				2	
750.478A2	Public Officer - Attempt to Obstruct Official Duties	2 ATTEMPTS	1				1	
750.483A2A	Interfering w/ Crime Report	MISD ATTEMPTS	6		2	1	3	
750.483A6A	Tamper w/ Evidence	4 ATTEMPTS	2	1			1	
750.483A6B	Tamper w/ Evidence - Criminal Case Max >10 yr Term	10 ATTEMPTS	1				1	
750.49	Animals, Fighting, Baiting or Shooting	4 ATTEMPTS	2	1	1			
750.49-A	Animals - Fighting	4 ATTEMPTS	1			1		
750.49-B	Animals - Attend Fight	4 ATTEMPTS	3	1		1	1	
750.49-C	Animals - Fighting, Possess Equipment	4 ATTEMPTS	2		1			
750.490	Public Money - Safe Keeping	2 ATTEMPTS	1				1	
750.491	Public Records - Remove/ Mutilate/Destruct	2 ATTEMPTS	1				1	
750.492A1A	Medical Records - False Info on Chart by Health Care Provider	4 ATTEMPTS	1				1	
750.50	Animals - Abandoning/Cruelty	2 ATTEMPTS	6	1	4		1	
750.505	Common Law Offenses	5 ATTEMPTS	1				1	
750.505-A	Obstruction of Justice	5 ATTEMPTS	20	7	4	5	4	
750.505-B	Accessory After the Fact to Felony	5 ATTEMPTS	4			1	3	
750.505-C	Common Law Offenses	5 ATTEMPTS	101	24	7	37	32	1
750.508	Police Radio Receivers/Scanners, Possess	MISD ATTEMPTS	7	1		1	5	
750.509	Police Radio Station - False Report	MISD ATTEMPTS	3		2		1	
750.50B	Animals - Kill/Torture	4 ATTEMPTS	1		1			
750.522A	Littering - Private Property	MISD ATTEMPTS	28	6	9	6	7	
750.535	Stolen Prop. - Receive & Conceal (Obsolete)	10 ATTEMPTS	5		1	3	1	
750.535-A	Stolen Prop. - Receive & Conceal, >\$100 (Obsolete)	5 ATTEMPTS	1		1			
750.5352	Stolen Prop. - Receive & Conceal	10 ATTEMPTS	24	4	11	4	5	
			7	1	4		2	
			30	14	9	2	5	
			2	2				
			1				1	

NOTE: Be sure to check for related offense codes when examining a particular type of crime. They may or may not be in sequential order or even on the same page. Offenders may have multiple dispositions.

A2a 2003 Criminal Court Dispositions by Offense and Type of Disposition – Non-Assaultive Offenses

Page 17 of 19

			DISPOSITIONS					
Compiled Laws	Offense	Max. Penalty	Total	Prison ¹	Jail	Jail/ Probation ²	Probation ²	Other ³
GRAND TOTAL			38,661	9,223	6,002	12,699	10,289	448
%				24%	15%	33%	27%	1%
VIOLATIONS			33,243	8,758	5,344	11,146	7,595	400
ATTEMPTS			5,418	465	658	1,553	2,694	48
750.5352A	Stolen Prop. - Receive & Conceal, \$20K or More	10 ATTEMPTS	144 47	31 2	12 1	50 12	50 32	1
750.5352B	Stolen Prop. - Receive & Conceal, \$1K - <\$20K - 3rd+ Offense	10 ATTEMPTS	4 1	2		1	1 1	
750.5353A	Stolen Prop. - Receive & Conceal, \$1K - <\$20K	5 ATTEMPTS	1,228 296	297 24	139 25	363 71	421 175	8 1
750.5353B	Stolen Prop. - Receive & Conceal, \$200 - <\$1K - 2nd+ Offense	5 ATTEMPTS	7 2	4	2		1 2	
750.5354A	Stolen Prop. - Receive & Conceal, \$200 - <\$1K	1 ATTEMPTS	69 2		30	16	23 2	
750.5354B	Stolen Prop. - Receive & Conceal	MISD ATTEMPTS	1			1		
750.5355	Stolen Prop. - Receive & Conceal, Under \$200	MISD ATTEMPTS	29	1	11	7	10	
750.5357	Stolen Prop. - Receive & Conceal, Motor Vehicle	5 ATTEMPTS	328 222	87 4	8 6	139 32	94 179	1
750.535A	Motor Vehicles - Operate Chop Shop	10 ATTEMPTS	37 7	1 1	16 3	7	13 3	
750.535A2	Motor Vehicles - Operate Chop Shop	10 ATTEMPTS	38 2	7	1	11	19 2	
750.535B	Weapons - Firearms, Receive & Conceal	10 ATTEMPTS	82 16	31 3	6 1	26 5	19 7	
750.539C	Eavesdropping	2 ATTEMPTS	1		1			
750.539D	Eavesdropping - Install/Use	2 ATTEMPTS	9 2	1		4 1	4 1	
750.540	Telephone - Tap/Cut Lines	2 ATTEMPTS	102 19	16 1	21 1	41 9	24 8	
750.540C1	Telephone - Counterfeit Device Avoid Payment	4 ATTEMPTS	9 3			8 3	1	
750.540C2A	Telephone - Counterfeit Device Avoid Payment	4 ATTEMPTS	1				1	
750.540E	Telecommunications - Malicious Use	MISD ATTEMPTS	6		1	1	4	
750.543M	Terrorism - False Report or Threat	20 ATTEMPTS	2	2				
750.552	Trespass	MISD ATTEMPTS	21 1		8	4	7 1	2
750.57	Animals - Burial	MISD ATTEMPTS	7		6		1	
750.92	Attempt Commit Crime	10 ATTEMPTS	3 2		1 2		2	
750540E1A	Telecommunications - Malicious Use, Threaten Harm of Person/Property	MISD ATTEMPTS	3		1		2	
752.1003	Health Care Fraud	4 ATTEMPTS	2				2	
752.10031	Health Care Fraud - False Claim	4 ATTEMPTS	10	1		6	3	

NOTE: Be sure to check for related offense codes when examining a particular type of crime. They may or may not be in sequential order or even on the same page. Offenders may have multiple dispositions.

A2a 2003 Criminal Court Dispositions by Offense and Type of Disposition — Non-Assaultive Offenses

Page 18 of 19

				DISPOSITIONS					
Compiled Laws		Offense	Max. Penalty	Total	Prison ¹	Jail	Jail/ Probation ²	Probation ²	Other ³
GRAND TOTAL				38,661	9,223	6,002	12,699	10,289	448
			%		24%	15%	33%	27%	1%
VIOLATIONS				33,243	8,758	5,344	11,146	7,595	400
ATTEMPTS				5,418	465	658	1,553	2,694	48
752.10032	Health Care Fraud - Medically Unnecessary	4	ATTEMPTS	2	2				
752.10033	Health Care Fraud - False Statement	4	ATTEMPTS	10	2	3	5		
752.10034	Health Care Fraud - Concealing Information	4	ATTEMPTS	1				1	
752.1005	Health Care Fraud - Conspiracy	10	ATTEMPTS	2				2	
752.10541	Copying Audio/Video Recordings for Gain - Misdemeanor	MISD	ATTEMPTS	6			2	3	1
752.10542	Copy Audio/Video for Gain - Felony	5	ATTEMPTS	9		1	1	7	
752.272	Chemical Agents - Prohibited Uses	MISD	ATTEMPTS	11	2		2	7	
752.543	Unlawful Assembly	5	ATTEMPTS	2		1			1
752.796	Computers - Use to Violate Theft Statute	10	ATTEMPTS	3			3		
752.796C	Computers - Use to Violate Theft Statute Over \$100	5	ATTEMPTS	2					
752.7971C1	Computers - Fraudulent Access, \$1K - <\$20K	5	ATTEMPTS	2	1	1	4	6	
752.7972A	Computers - Unauthorized Access	5	ATTEMPTS	1				1	
752.7973A	Computers - Use to Commit Crime Max 1 Yr or Less	1	ATTEMPTS	7		2	5		
752.7973C	Computers - Use to Commit Crime Max 2 yrs - <4 yrs	4	ATTEMPTS	1			2	1	
752.7973D	Computers - Use to Commit Crime Max 4 yrs - <10 yrs	7	ATTEMPTS	1				1	
752.7973E	Computers - Use to Commit Crime Max 10 yrs - <20 yrs	10	ATTEMPTS	18	4	1	5	8	
752.811	Breaking & Entering - Coin Operated Device	3	ATTEMPTS	3		2		1	
752.811A	Breaking & Entering - Coin Operated Device	3	ATTEMPTS	99	18	18	41	22	
752.811B	Breaking & Entering - Possess Tool to Open Coin-Operated Device	3	ATTEMPTS	12	1	3	4	4	
767A.91A	Prosecutor's Investigative Perjury	15	ATTEMPTS	4	3			1	
767A.91B	Prosecutor's Investigative Subpoena Perjury	LIFE	ATTEMPTS	1				1	
769.10	Habitual Offender - 2nd Offense	LIFE	ATTEMPTS	2	1			1	
769.11	Habitual Offender - 3rd Offense	LIFE	ATTEMPTS	17	6	8	3		
769.12	Habitual Offender - 4th Offense	LIFE	ATTEMPTS	1	1				
				15	6	4	3	2	

NOTE: Be sure to check for related offense codes when examining a particular type of crime. They may or may not be in sequential order or even on the same page. Offenders may have multiple dispositions.

A2a 2003 Criminal Court Dispositions by Offense and Type of Disposition – Non-Assaultive Offenses

Page 19 of 19

			DISPOSITIONS					
			Total	Prison ¹	Jail	Jail/ Probation ²	Probation ²	Other ³
GRAND TOTAL			38,661	9,223	6,002	12,699	10,289	448
%				24%	15%	33%	27%	1%
VIOLATIONS			33,243	8,758	5,344	11,146	7,595	400
ATTEMPTS			5,418	465	658	1,553	2,694	48
Compiled Laws	Offense	Max. Penalty						
800.281	Prisons - Furnish Contraband to Prisoner	5 ATTEMPTS	1	1				
800.2811	Prisons - Furnish Contraband to Prisoner in Prison	5 ATTEMPTS	6	3	1	2		
800.2813	Prisons - Bring Contraband Into Prison	5 ATTEMPTS	2	1			1	
800.2814	Prisons - Prisoner Possessing Contraband	5 ATTEMPTS	11	2	1	3	5	
800.2834	Prisons - Prisoner Possessing Weapon	5 ATTEMPTS	6	2	2	1	1	
801.2622	Jails - Prisoner Possessing Weapon	5 ATTEMPTS	23	18	2	2	1	
801.2622	Jails - Prisoner Possessing Weapon	5 ATTEMPTS	8	6	2			
801.2631	Jails - Furnish Contraband to Prisoner	5 ATTEMPTS	29	28	1			
801.2631	Jails - Furnish Contraband to Prisoner	5 ATTEMPTS	12	11	1			
801.2632	Jails - Prisoner Possessing Contraband	5 ATTEMPTS	5	2	3			
801.2632	Jails - Prisoner Possessing Contraband	5 ATTEMPTS	2	1	1			
			3	1		1	1	
			3			3		
			21	6	9	3	3	
			3		1	2		

NOTE: Be sure to check for related offense codes when examining a particular type of crime. They may or may not be in sequential order or even on the same page. Offenders may have multiple dispositions.

¹ Includes HYTA Prison

² Includes Delayed and Suspended Sentences, HYTA Probation, and SAI Probation

³ Includes Restitution, Fines, Costs, Community Service and DHS sentences

SOURCE: OMNI BIR Extract

A2b 2003 Criminal Court Dispositions by Offense and Type of Disposition – Drug Offenses

Page 1 of 4

			DISPOSITIONS					
Compiled Laws	Offense	Max. Penalty	Total	Prison ¹	Jail	Jail/ Probation ²	Probation ²	Other ³
		GRAND TOTAL	17,961	2,963 17%	2,927 16%	5,467 30%	6,471 36%	133 1%
		VIOLATIONS ATTEMPTS	15,049	2,773	2,575	4,711	4,869	121
			2,912	190	352	756	1,602	12
333.17766	Contr. Sub. - Drugs, Obtain by False Rx	MISD ATTEMPTS	2		1		1	
333.17766A2-A	Contr. Sub. - Steroids, Possess - 2nd Offense	4 ATTEMPTS	1		1			
333.17766B	Contr. Sub. - Drugs, Obtain by False Representation	MISD ATTEMPTS	2				1	1
333.17766C	Contr. Sub. - Drugs, Falsely Make/Utter/Publish/Pass/Alter/Forge Rx	2 ATTEMPTS	3		2		1	
333.17766C1	Contr. Sub. - Ephedrine/Pseudoephedrine Posses >12 grams	2 ATTEMPTS	8 1		1	4	3 1	
333.17766D	Contr. Sub. - Drugs, Knowingly Posses False/Forged/Altered Rx	MISD ATTEMPTS	2		2			
333.17766E	Contr. Sub. - Drugs, Knowingly Attempts to Possess False/Forged/Altered Rx	MISD ATTEMPTS	4			1	3	
333.17766F	Contr. Sub. - Drugs, Possess/Control Rx for Purpose of Resale/Dispensory	MISD ATTEMPTS	1				1	
333.73413	Contr. Sub. - Imitation Mfg/Distribution	2 ATTEMPTS	95 4	15	27 1	24	29 3	
333.7401	Contr. Sub. - Delivery/Manufacture	LIFE ATTEMPTS	8	2	3		3	
333.74011	Contr. Sub. - Del/Mfg/Possess	LIFE ATTEMPTS	4		1		3	
333.74012A	Contr. Sub. - Del/Mfg (Narcotic or Cocaine)	LIFE ATTEMPTS	37 6	5	12 4	2	18 2	
333.74012A1	Contr. Sub. - Del/Mfg 1,000+ Grams (Narc. or Cocaine)	LIFE ATTEMPTS	38 1	37	1 1			
333.74012A2	Contr. Sub. - Del/Mfg 450 - 999 Grams (Narc. or Cocaine)	30 ATTEMPTS	62	57	2	2	1	
333.74012A3	Contr. Sub. - Del/Mfg 50 - 449 Grams (Narc. or Cocaine)	20 ATTEMPTS	218 11	190 3	3 2	7 2	15 4	3
333.74012A4	Contr. Sub. - Del/Mfg Under 50 Grams (Narc. or Cocaine)	20 ATTEMPTS	2,704 1,104	1,022 135	232 108	769 264	672 595	9 2
333.74012B	Contr. Sub. - Del/Mfg (Sched. 1-3), Meth/Ecstasy	20 ATTEMPTS	6 1	1	2 1	3		
333.74012B-A	Contr. Sub. - Del/Mfg (Sched. 1-3), Except Marijuana	7 ATTEMPTS	189 19	39	21 1	76 7	53 11	
333.74012B-B	Contr. Sub. - Del/Mfg (Subs added Sched. 1-3 by Rule)	7 ATTEMPTS	30 3	1	5	7 2	17 1	
333.74012B1	Contr. Sub. - Del/Mfg Meth/Ecstasy	20 ATTEMPTS	113 15	70	2 1	27 6	14 8	
333.74012C	Contr. Sub. - Del/Mfg (Sched. 4, or Added by Rule)	4 ATTEMPTS	2		2			
333.74012C-A	Contr. Sub. - Del/Mfg (Sched. 4)	4 ATTEMPTS	1 34				1 11	
333.74012C-B	Contr. Sub. - Del/Mfg (Added to Sched. 4 by Board Rule)	4 ATTEMPTS	2 1				2 1	
333.74012D	Contr. Sub. - Del/Mfg (Sched. 5)	2 ATTEMPTS	8 1	1	1	2 1	4	

NOTE: Be sure to check for related offense codes when examining a particular type of crime. They may or may not be in sequential order or even on the same page. Offenders may have multiple dispositions.

A2b 2003 Criminal Court Dispositions by Offense and Type of Disposition — Drug Offenses

Page 2 of 4

			DISPOSITIONS					
Compiled Laws	Offense	Max. Penalty	Total	Prison ¹	Jail	Jail/ Probation ²	Probation ²	Other ³
GRAND TOTAL			17,961	2,963 17%	2,927 16%	5,467 30%	6,471 36%	133 1%
VIOLATIONS ATTEMPTS			15,049	2,773	2,575	4,711	4,869	121
			2,912	190	352	756	1,602	12
333.74012D1	Contr. Sub. - Del/Mfg 45 or More Kilograms Marijuana	15 ATTEMPTS	15	8	3	3	1	
333.74012D2	Contr. Sub. - Del/Mfg 5 to <45 Kilograms Marijuana	7 ATTEMPTS	112	11	14	49	35	3
			14		3	1	9	1
333.74012D3	Contr. Sub. - Del/Mfg Marijuana	4 ATTEMPTS	2,548	307	315	983	930	13
			509	13	64	137	292	3
333.74012E	Prescription Forms/Official - Del/Mfg/ Intent	20 ATTEMPTS	3	1	1	1		
333.74012F	Prescription Forms - Del/Mfg/ Intent	7 ATTEMPTS	8	2		3	3	
			2			1	1	
333.7401B3A	Contr. Sub. - Del/Mfg GBL	7 ATTEMPTS	4			4		
333.7401B3B	Contr. Sub. - Possess GBL	2 ATTEMPTS	6		1	4		1
333.7401C2A	Contr. Sub. - Operate/Maintain Lab	10 ATTEMPTS	121	35	13	61	12	
			28	5	2	18	3	
333.7401C2B	Contr. Sub. - Operate/Maintain Lab Near Minor	20 ATTEMPTS	8	5		2	1	
			1	1				
333.7401C2C	Contr. Sub. - Operate/Maintain Lab Involving Hazardous Waste	20 ATTEMPTS	26	16	1	4	3	2
			1	1				
333.7401C2D	Contr. Sub. - Operate/Maintain Lab Near Specified Places	20 ATTEMPTS	42	29		8	5	
			2			2		
333.7401C2E	Contr. Sub. - Operate/Maintain Lab Involving Firearm	25 ATTEMPTS	2	2				
333.74022A	Contr. Sub. - Create/Del./Intent Counterfeit (Narcotic)	10 ATTEMPTS	2	1	1			
333.74022B	Contr. Sub. - Create/Del./Intent Counterfeit (Sched. 1-3)	5 ATTEMPTS	2		1	1		
333.74022D	Contr. Sub. - Create/Del./Counterfeit Sub. (Sched. 5)	2 ATTEMPTS	1	1				
333.74022E	Contr. Sub. - Create/Deliver Analogue	15 ATTEMPTS	3		1		2	
333.7403	Contr. Sub. - Possess Marijuana	LIFE ATTEMPTS	4		3	1		
333.74032A	Contr. Sub. - Possess	LIFE ATTEMPTS	8	1	6		1	
			4		1	2	1	
333.74032A1	Contr. Sub. - Possess 1,000+ Grams (Narcotic)	LIFE ATTEMPTS	3	3				
333.74032A2	Contr. Sub. - Possess 450 - 999 Grams (Narcotic)	30 ATTEMPTS	10	9		1		
333.74032A3	Contr. Sub. - Possess 50 - 449 Grams (Narcotic)	20 ATTEMPTS	14	9	2	2	1	
333.74032A4	Contr. Sub. - Possess 25 - 49 Grams (Narcotic)	4 ATTEMPTS	50	16	9	11	14	
			4		1	2	1	
333.74032A5	Contr. Sub. - Possess <25 Grams (Narcotic)	4 ATTEMPTS	4,997	612	1,040	1,512	1,816	17
			952	19	126	236	569	2
333.74032B	Contr. Sub. - Possess Analogues/Sched. 1-4	2 ATTEMPTS	5	1		3	1	
			2				2	

NOTE: Be sure to check for related offense codes when examining a particular type of crime. They may or may not be in sequential order or even on the same page. Offenders may have multiple dispositions.

A2b 2003 Criminal Court Dispositions by Offense and Type of Disposition — Drug Offenses

Page 3 of 4

			DISPOSITIONS					
Compiled Laws	Offense	Max. Penalty	Total	Prison ¹	Jail	Jail/ Probation ²	Probation ²	Other ³
GRAND TOTAL			17,961	2,963	2,927	5,467	6,471	133
%				17%	16%	30%	36%	1%
VIOLATIONS			15,049	2,773	2,575	4,711	4,869	121
ATTEMPTS			2,912	190	352	756	1,602	12
333.74032B-A	Contr. Sub. - Possess Analogues/Sched. 1-4	2 ATTEMPTS	431	21	84	151	170	5
333.74032B-B	Contr. Sub. - Possess Analogues/Sched. 1-4	2 ATTEMPTS	49	4	10	17	16	2
333.74032B1	Contr. Sub. - Possess Methamphetamine	10 ATTEMPTS	411	45	67	180	118	1
333.74032C-A	Contr. Sub. - Possess Sched. 5	1 ATTEMPTS	57	7	7	33	9	1
333.74032D	Contr. Sub. - Possess Marijuana	1 ATTEMPTS	14		3	4	5	2
333.74032E	Prescription Forms - Possession	1 MISD ATTEMPTS	1				1	
333.74032F	Prescription Forms - Possession	1 MISD ATTEMPTS	1,479	70	459	399	510	41
333.74042	Controlled Substance - Possession	1 MISD ATTEMPTS	18		8	3	6	1
333.74042A	Contr. Sub. - Use (Narcotic/Cocaine/Meth/Ecstasy)	1 ATTEMPTS	4			3	1	
333.74042B	Contr. Sub. - Use	1 ATTEMPTS	4		1		3	
333.74042D	Contr. Sub. - Use of Marijuana	1 MISD ATTEMPTS	3	1			2	
333.7405A	Contr. Sub. - Licensee, Prescription Violations	2 ATTEMPTS	202	3	76	48	68	7
333.7405D	Contr. Sub. - Maintain Drug House	2 ATTEMPTS	3		2			1
333.7405E	Contr. Sub. - Maintain Drug House	2 ATTEMPTS	23		4	5	12	2
333.74071A	Contr. Sub. - Licensee Distribute w/o Order Form	4 ATTEMPTS	1				1	
333.74071C	Contr. Sub. - Obtain by Fraud	4 ATTEMPTS	25	2	10	2	10	1
333.74071G	Contr. Sub. - Counterfeit Prescription Form	4 ATTEMPTS	2			2		
333.7407A-A	Contr. Sub. - Induce Person to Commit Felony	LIFE ATTEMPTS	445	55	49	163	170	8
333.7407A-B	Contr. Sub. - Inducing Person to Violate - High Misdemeanor	4 ATTEMPTS	9		1	3	5	
333.7407A1-A	Contr. Sub. - Attempt Felony	LIFE ATTEMPTS	5			1	4	
333.7407A1(B)	Controlled Substance - Fraud	4 ATTEMPTS	1					1
333.7407AA	Contr. Sub. - Inducing Person to Violate - Life Felony	VAR ATTEMPTS	183	14	26	79	63	1
333.74101-A	Contr. Sub. - Deliver to Minor <50 Grams (Narcotic/Cocaine)	40 ATTEMPTS	77	3	7	29	37	1
333.74101-B	Contr. Sub. - Deliver to Minor (Sched. 1-3, Except Marij./Coc.)	14 ATTEMPTS	9	1	1	4	3	

NOTE: Be sure to check for related offense codes when examining a particular type of crime. They may or may not be in sequential order or even on the same page. Offenders may have multiple dispositions.

A2b 2003 Criminal Court Dispositions by Offense and Type of Disposition — Drug Offenses

Page 4 of 4

			DISPOSITIONS					
			Total	Prison ¹	Jail	Jail/ Probation ²	Probation ²	Other ³
GRAND TOTAL			17,961	2,963 17%	2,927 16%	5,467 30%	6,471 36%	133 1%
VIOLATIONS			15,049	2,773	2,575	4,711	4,869	121
ATTEMPTS			2,912	190	352	756	1,602	12
Compiled Laws	Offense	Max. Penalty						
333.74101-D	Contr. Sub. - Delivery to Minor, Sched. 4 and Marijuana	8 ATTEMPTS	7 1	3	1	3	1	
333.74101-G	Contr. Sub. - Deliver GBL to Minor	14 ATTEMPTS	1			1		
333.74102-A	Contr. Sub. - Deliver <50 Grams, School Prop. (Narc./Cocaine)	60 ATTEMPTS	1	1				
333.74103	Contr. Sub. - Intent Deliver <50 Grams, School Prop (Narc.)	40 ATTEMPTS	13 1	9		2	2 1	
333.74104-A	Contr. Sub. - Possess on School/ Library Prop. (Narc./Coc.) <25 Grams	8 ATTEMPTS	1	1				
333.74104-B	Contr. Sub. - Possess on School/ Library Property (Sched.1-4)	4 ATTEMPTS	3		1	1	1	
333.74104-D	Contr. Sub. - Possess Marijuana, on School/Library Property	2 ATTEMPTS	17		2	10	5	
333.7410A	Contr. Sub. - Deliver/Possess in Park	2 ATTEMPTS	1		1			
333.74132	Contr. Sub. - 2nd+ Offense - Double Penalty	VAR ATTEMPTS	89	15	28	29	15	2
335.07	Marihuana, Possession	MISD ATTEMPTS	11		3	3	5	

NOTE: Be sure to check for related offense codes when examining a particular type of crime. They may or may not be in sequential order or even on the same page. Offenders may have multiple dispositions.

¹ Includes HYTA Prison

² Includes Delayed and Suspended Sentences, HYTA Probation, and SAI Probation

³ Includes Restitution, Fines, Costs, Community Service and DHS sentences

SOURCE: OMNI BIR Extract

A2c 2003 Criminal Court Dispositions by Offense and Type of Disposition — Assaultive Offenses

Page 1 of 10

			DISPOSITIONS					
Compiled Laws	Offense	Max. Penalty	Total	Prison ¹	Jail	Jail/ Probation ²	Probation ²	Other ³
GRAND TOTAL			19,916	8,131	2,412	5,001	4,194	178
%				41%	12%	25%	21%	1%
VIOLATIONS			17,823	7,807	2,095	4,275	3,488	158
ATTEMPTS			2,093	324	317	726	706	20
257.602A	Police Officer - Flee (Vehicle Code)	15 ATTEMPTS	7 1	2	3 1		2	
257.602A2	Police Officer - Flee - 4th Degree (Vehicle Code)	2 ATTEMPTS	381 37	52 1	101 9	134 12	91 14	3 1
257.602A3	Police Officer - Flee - 3rd Degree (Vehicle Code)	4 ATTEMPTS	17 2	2	4 1	2	9 1	
257.602A3-A	Police Officer - Flee - 3rd Degree (Vehicle Code)	5 ATTEMPTS	624 69	192 2	78 6	189 14	163 47	2
257.602A4	Police Officer - Flee - Serious Bodily Injury (Vehicle Code)	4 ATTEMPTS	2	1	1			
257.602A4-A	Police Officer - Flee - 2nd Degree (Vehicle Code)	10 ATTEMPTS	35 1	21	3 1	7	4	
257.602A5	Police Officer - Flee - 1st Degree (Vehicle Code)	15 ATTEMPTS	1	1				
257.617	Fail to Stop at Accident - Serious Impairment/Death	5 ATTEMPTS	54	22	5	20	7	
257.6173	Fail to Stop at Accident - At Fault Death Result	15 ATTEMPTS	8	8				
257.6254	Operating Vehicle Intoxicated, Causing Death	15 ATTEMPTS	59 2	55 2		4		
257.6254A	Operating Vehicle Intoxicated, Causing Death	15 ATTEMPTS	2	2				
257.6255	Operating Vehicle Intoxicated, Causing Incapacitating Injury	5 ATTEMPTS	1	1				
257.6255-A	Operating Vehicle Intoxicated, Causing Serious Injury	5 ATTEMPTS	137 9	43	2	65 8	27 1	
257.6259B	Allow Intoxicated Person to Operate, Cause Death	5 ATTEMPTS	1			1		
257.626C	Driving - Felonious	2 ATTEMPTS	27 4	4	2	14 2	9	
257.653A3	Emergency Vehicle - Careless Passing Injury Result	2 ATTEMPTS	1			1		
257.9044	Operate - License Susp./Rev./Denied, Causing Death	15 ATTEMPTS	10	8		2		
257.9045	Operate - License Susp./Rev./Denied, Causing Serious Injury	5 ATTEMPTS	19 1	9		8	2 1	
257.9047-A	Allow Suspended Person to Operate, Causing Serious Injury	2 ATTEMPTS	2			2		
257.9047-B	Allow Suspended Person to Operate Vehicle, Causing Death	5 ATTEMPTS	3			3		
259.183	Aircraft - Unlawful Tampering, Making Unsafe	5 ATTEMPTS	1			1		
259.80F3	Airports - Possess/Place Weapon on Aircraft	10 ATTEMPTS	1				1	
287.3232	Dangerous Animal, Causing Serious Injury	4 ATTEMPTS	4			2	2	
324.1608	Resist/Obstruct Conservation Officers	2 ATTEMPTS	2	1			1	

NOTE: Be sure to check for related offense codes when examining a particular type of crime. They may or may not be in sequential order or even on the same page. Offenders may have multiple dispositions.

A2c 2003 Criminal Court Dispositions by Offense and Type of Disposition — Assaultive Offenses

Page 2 of 10

			DISPOSITIONS					
Compiled Laws	Offense	Max. Penalty	Total	Prison ¹	Jail	Jail/ Probation ²	Probation ²	Other ³
	GRAND TOTAL		19,916	8,131	2,412	5,001	4,194	178
	%			41%	12%	25%	21%	1%
	VIOLATIONS		17,823	7,807	2,095	4,275	3,488	158
	ATTEMPTS		2,093	324	317	726	706	20
324.51510	Fires - Willfully Set Forests	10	3				3	
	ATTEMPTS							
324.80172	Marine Safety, Negligence Cause Injury/Death	2	2			2		
	ATTEMPTS							
324.801765	Marine Safety, Operating Under Influence, Serious Injury	5	1			1		
	ATTEMPTS							
324.82126C1	Snowmobiles - Negligent Operation, Causing Injury/Death	2	1				1	
	ATTEMPTS							
324.821582	Snowmobiles - Flee and Elude	MISD	1		1			
	ATTEMPTS							
333.5210	AIDS - Sexual Penetration w/ Uninformed Partner	4	3	1		2		
	ATTEMPTS							
333.7401A	Contr. Sub. - Delivery to Commit Criminal Sexual Conduct	20	1	1				
	ATTEMPTS							
408.10355	MIOSHA - Violation Cause Employee Death	1	1		1			
	ATTEMPTS							
436.17012	Alcohol - Sell/Furnish to Minor, Causing Death	10	1			1		
	ATTEMPTS							
722.675	Distribute Obscene Matter to Children	2	8	1	4	1	2	
	ATTEMPTS		3		1	1	1	
722.677	Display Sexually Explicit Matter to Children	MISD	2		1		1	
	ATTEMPTS							
750.10A	Sexually Delinquent Person	LIFE	25	18		7		
	ATTEMPTS							
750.110A2	Home Invasion - 1st Degree	20	568	397	13	83	70	5
	ATTEMPTS		133	33	14	45	41	
750.1227B	Witness - Bribe/Intimidate/ Interfere	10	5	3		1	1	
	ATTEMPTS		1	1				
750.1227C	Witness - Intimidate/Threaten to Kill or Injure	15	6	3		1	2	
	ATTEMPTS		1			1		
750.1228	Witness - Retaliate Against	10	3	2		1		
	ATTEMPTS							
750.13	Entice Female Under 16 for Immoral Purposes	10	9	5		1	3	
	ATTEMPTS							
750.135	Children - Abandonment	10	2				2	
	ATTEMPTS		1				1	
750.136B2	Child Abuse - 1st Degree	15	32	25		5	1	1
	ATTEMPTS		1			1		
750.136B3	Child Abuse - 2nd Degree	4	121	24	5	37	55	
	ATTEMPTS		11			5	6	
750.136B4	Child Abuse - 3rd Degree	2	159	7	20	62	69	1
	ATTEMPTS		5			1	4	
750.136B5	Child Abuse - 4th Degree	1	79		10	11	57	1
	ATTEMPTS		2				2	
750.142	Children - Furnish Obscenity to	MISD	2		2			
	ATTEMPTS							
750.145	Children - Contribute to Delinquency	MISD	42	1	20	8	11	2
	ATTEMPTS							

NOTE: Be sure to check for related offense codes when examining a particular type of crime. They may or may not be in sequential order or even on the same page. Offenders may have multiple dispositions.

A2c 2003 Criminal Court Dispositions by Offense and Type of Disposition — Assaultive Offenses

Page 3 of 10

			DISPOSITIONS					
Compiled Laws	Offense	Max. Penalty	Total	Prison ¹	Jail	Jail/ Probation ²	Probation ²	Other ³
	GRAND TOTAL		19,916	8,131	2,412	5,001	4,194	178
	%			41%	12%	25%	21%	1%
	VIOLATIONS		17,823	7,807	2,095	4,275	3,488	158
	ATTEMPTS		2,093	324	317	726	706	20
750.145A	Accost/Solicit Child for Immoral Purposes	1 ATTEMPTS	21 1	15	2	2	2	
750.145A-A	Children - Accost for Immoral Purposes	4 ATTEMPTS	25 6	7	1	12	5	
750.145C2	Child Sexually Abusive Activity	20 ATTEMPTS	73 1	55	4	10	4	
750.145C3	Child Sexually Abusive Activity, Promote or Distribute	7 ATTEMPTS	8	2		3	3	
750.145C4	Child Sexually Abusive Material, Possess	4 ATTEMPTS	16	2	4	5	4	1
750.145C4-A	Child Sexually Abusive Material, Possess	4 ATTEMPTS	13 1			12	1	
750.145D2	Computer/Internet - Communicate w/Other to Commit Crime	20 ATTEMPTS	2	1			1	
750.145D2B	Computer/Internet - Plan Crime w/ Other, Max 1 - <2 yrs	2 ATTEMPTS	3		1	1	1	
750.145D2D	Computer/Internet - Plan Crime w/ Other, Max 4 - <10 yrs	10 ATTEMPTS	5	2		2	1	
750.145D2E	Computer/Internet - Plan Crime w/ Other, Max 10 - <15 yrs	15 ATTEMPTS	1			1		
750.145D2F	Computer/Internet - Plan Crime w/ Other, Max 15+ yrs	20 ATTEMPTS	34 7	16 6	2	7 1	9	
750.145N3	Vulnerable Adult Abuse - 3rd Degree	2 ATTEMPTS	2 1	1			1 1	
750.145N4	Vulnerable Adult Abuse - 4th Degree	1 ATTEMPTS	1				1	
750.157B	Homicide - Solicitation of Murder	LIFE ATTEMPTS	2	2				
750.157B2	Homicide - Solicitation of Murder	LIFE ATTEMPTS	4	4				
750.157C	Minors - Induce to Commit Felony	VAR ATTEMPTS	1			1		
750.158	Sodomy	15 ATTEMPTS	1		1			
750.1671F	Disorderly Person - Obscene Conduct	MISD ATTEMPTS	7		2	3	2	
750.197C	Escape - From Jail Through Violence or Assault Prison Employee	4 ATTEMPTS	21 5	18 5	1	2		
750.197C-A	Assault of Prison Employee	4 ATTEMPTS	74 14	55 11	8	11 2	1	
750.197C-B	Escape - From Jail Through Violence	4 ATTEMPTS	1	1				
750.201	Explosives - Illegal Transport	5 ATTEMPTS	3				3	
750.204A	Explosives - Send w/Intent to Frighten	5 ATTEMPTS	2 1	1		1		
750.2072B	Explosives - Place Near Property Cause Property Damage	20 ATTEMPTS	2			1	1	

NOTE: Be sure to check for related offense codes when examining a particular type of crime. They may or may not be in sequential order or even on the same page. Offenders may have multiple dispositions.

A2c 2003 Criminal Court Dispositions by Offense and Type of Disposition — Assaultive Offenses

Page 4 of 10

			DISPOSITIONS					
Compiled Laws	Offense	Max. Penalty	Total	Prison ¹	Jail	Jail/ Probation ²	Probation ²	Other ³
GRAND TOTAL			19,916	8,131	2,412	5,001	4,194	178
%				41%	12%	25%	21%	1%
VIOLATIONS			17,823	7,807	2,095	4,275	3,488	158
ATTEMPTS			2,093	324	317	726	706	20
750.209-B	Explosives - Place w/Intent to Alarm	5	8	3		1	4	
ATTEMPTS								
750.209A	Explosives - Possess w/Intent to Terrorize	10	1			1		
ATTEMPTS								
750.210	Explosives - Possess Bomb w/Unlawful Intent	LIFE	1		1			
ATTEMPTS								
750.211A2A	Explosives - Mfg/Possess Explosive/Other w/Malicious Intent	15	11	2	2	3	4	
ATTEMPTS			8	1	2	2	3	
750.211A2B	Explosives - Mfg/Possess Molotov Cocktail/Other w/Prop. Damage	20	3	2			1	
ATTEMPTS			1	1				
750.211A2C	Explosives - Mfg/Possess Molotov Cocktail/Other w/Physical Injury	25	1	1				
ATTEMPTS								
750.213	Extortion	20	27	23		1	3	
ATTEMPTS			7	4	3			
750.224D2	Weapons - Dangerous Weapon, Self-Defense Spray	2	6	1	2	1	2	
ATTEMPTS			3		1		2	
750.233	Weapons - Firearms, Aim w/o Malice	MISD	4		1		3	
ATTEMPTS			1				1	
750.234	Weapons - Firearms, Discharge/Aim w/o Malice and Injury	1	4		1	1	2	
ATTEMPTS								
750.234A	Weapons - Firearms, Discharge from Vehicle	4	16	8	2	3	2	1
ATTEMPTS								
750.234B	Weapons - Firearms, Discharge in/at Bldg.	4	61	33	2	15	10	1
ATTEMPTS			2			1	1	
750.235	Weapons - Firearms, Discharge/Aim w/o Malice but w/Injury	1	2		1		1	
ATTEMPTS								
750.237	Weapons - Firearms - Under the Influence Causing Serious Impairment	5	44		13	16	12	3
ATTEMPTS								
750.2411	Obstruct Fireman/Public Utility Maintenance Person	4	1			1		
ATTEMPTS								
750.316	Homicide	LIFE	12	12				
ATTEMPTS								
750.316-A	Homicide - Murder 1st Degree, Premeditated	LIFE	96	96				
ATTEMPTS								
750.316-B	Homicide - Felony Murder	LIFE	60	60				
ATTEMPTS								
750.316-C	Homicide - Open Murder, Statutory Short Form	LIFE	18	17				1
ATTEMPTS								
750.317	Homicide - Murder 2nd Degree	LIFE	229	229				
ATTEMPTS								
750.321	Homicide - Manslaughter	15	12	9		1	2	
ATTEMPTS								
750.321-A	Homicide - Manslaughter, Statutory Short Form	15	36	35		1		
ATTEMPTS			1	1				
750.321-C	Homicide - Manslaughter, Involuntary	15	29	20	1	6	1	1
ATTEMPTS			3	2		1		
750.321-E	Homicide - Manslaughter w/Motor Vehicle	15	25	22		2	1	
ATTEMPTS			3	2		1		

NOTE: Be sure to check for related offense codes when examining a particular type of crime. They may or may not be in sequential order or even on the same page. Offenders may have multiple dispositions.

A2c 2003 Criminal Court Dispositions by Offense and Type of Disposition — Assaultive Offenses

Page 5 of 10

			DISPOSITIONS					
Compiled Laws	Offense	Max. Penalty	Total	Prison ¹	Jail	Jail/ Probation ²	Probation ²	Other ³
GRAND TOTAL			19,916	8,131	2,412	5,001	4,194	178
%				41%	12%	25%	21%	1%
VIOLATIONS			17,823	7,807	2,095	4,275	3,488	158
ATTEMPTS			2,093	324	317	726	706	20
750.324	Homicide - Negligent Homicide	2	111	7	3	48	53	
	ATTEMPTS		10			3	6	1
750.329	Homicide - Manslaughter, Death w/ Weapon, Aim w/o Malice	15	4	3		1		
	ATTEMPTS							
750.335	Lewd and Lascivious Conduct	1	5		1	4		
	ATTEMPTS							
750.335A	Indecent Exposure (Sexually Delinquent Person)	1	49	11	8	23	6	1
	ATTEMPTS							
750.338	Gross Indecency Between Males, Commit/Procure	5	7	2	1	2	1	1
	ATTEMPTS		2				2	
750.338B	Gross Indecency Between Male & Female, Commit/Procure	5	28	9	4	10	5	
	ATTEMPTS		3		1	2		
750.349	Kidnapping	LIFE	64	61				3
	ATTEMPTS		16	5	3	7	1	
750.350	Kidnapping - Child Enticement	LIFE	3	3				
	ATTEMPTS		3			1	1	1
750.350A1	Kidnapping - Custodial Interference	1	31	1	3	5	22	
	ATTEMPTS		5			2	3	
750.352	Molest/Disturb Workers	MISD	1		1			
	ATTEMPTS							
750.377B	Malicious Destruction Fire/Police Property	4	236	65	34	72	63	2
	ATTEMPTS		97	6	14	37	38	2
750.377C	School Bus - Intentional Damage	5	1			1		
	ATTEMPTS							
750.397	Mayhem	10	1	1				
	ATTEMPTS		1			1		
750.411H	Stalking	1	82		9	18	54	1
	ATTEMPTS							
750.411H2B	Stalking a Minor	5	2			2		
	ATTEMPTS		1			1		
750.411I	Stalking - Aggravated	5	208	75	10	77	46	
	ATTEMPTS		18	4	2	8	4	
750.411I2B	Stalking a Minor - Aggravated	10						
	ATTEMPTS		1	1				
750.411S2A	Unlawful Posting Message	2	1			1		
	ATTEMPTS		1				1	
750.411S2B	Unlawful Posting Message w/Aggravating Circumstances	5	1	1				
	ATTEMPTS							
750.455	Prostitution - Pandering	20	10	7	2	1		
	ATTEMPTS							
750.459	Prostitution - Transport Female (perhaps compel)	20	7	7				
	ATTEMPTS							
750.479	Public Officer - Assault/Obstruct	20	146	28	42	47	29	
	ATTEMPTS		29	1	8	11	8	1
750.479-A	Police Officer/Public Officer - Resist/Obstruct	2	5	1	1	1	2	
	ATTEMPTS		1		1			
750.479-B	Police Officer/Public Officer - Resist/Obstruct	2	465	162	127	112	63	1
	ATTEMPTS		67	3	25	16	20	3

NOTE: Be sure to check for related offense codes when examining a particular type of crime. They may or may not be in sequential order or even on the same page. Offenders may have multiple dispositions.

A2c 2003 Criminal Court Dispositions by Offense and Type of Disposition — Assaultive Offenses

Page 6 of 10

			DISPOSITIONS					
Compiled Laws	Offense	Max. Penalty	Total	Prison ¹	Jail	Jail/ Probation ²	Probation ²	Other ³
GRAND TOTAL			19,916	8,131	2,412	5,001	4,194	178
%				41%	12%	25%	21%	1%
VIOLATIONS			17,823	7,807	2,095	4,275	3,488	158
ATTEMPTS			2,093	324	317	726	706	20
750.4792	Public Officer - Assault/Obstruct	2	62	19	10	20	12	1
	ATTEMPTS		9		3	3	3	
750.4793	Public Officer - Assault/Obstruct Cause Injury	4	6	3		1	2	
	ATTEMPTS		1				1	
750.479A	Police Officer - Flee (Penal Code)	15	1		1			
	ATTEMPTS							
750.479A-B	Peace Officer - Resist Arrest Injury Inflicted	2	16	3	6	4	3	
	ATTEMPTS		1		1			
750.479A2	Police Officer - Flee (Penal Code) 4th Degree	2	292	59	57	107	66	3
	ATTEMPTS		28		8	10	9	1
750.479A3	Police Officer - Flee (Penal Code) 3rd Degree	5	597	258	72	170	95	2
	ATTEMPTS		44	7	2	14	21	
750.479A4-A	Police Officer - Flee (Penal Code) 2nd Degree	10	19	13	3	2	1	
	ATTEMPTS							
750.479AA	Police Officer - Flee (Penal Code)	1	1		1			
	ATTEMPTS		1				1	
750.479B	Peace Officer - Disarm	10	25	13	8	1	3	
	ATTEMPTS		2			1	1	
750.479B1	Peace Officer - Disarm Non-Firearm	4	1		1			
	ATTEMPTS		2			1	1	
750.479B2	Peace Officer - Disarm Firearm	10	9	9				
	ATTEMPTS		22	9	2	8	3	
750.483A2B	Interfere w/ Crime Report Threat to Kill/Injure	10	3	2			1	
	ATTEMPTS		2			2		
750.483A4B	Interfere w/ Police Investigation Threat to Kill/Injure	10	2				2	
	ATTEMPTS							
750.50C7	Police Animal - Injure/Harass While Committing Crime	2	3	2		1		
	ATTEMPTS							
750.520B	CSC - 1st Degree - Multiple Variables	LIFE	166	164				2
	ATTEMPTS		3	3				
750.520B1A	CSC - 1st Degree - Person Under 13	LIFE	420	416				4
	ATTEMPTS		17	9		8		
750.520B1B	CSC - 1st Degree - Relationship	LIFE	76	76				
	ATTEMPTS		7	5		2		
750.520B1C	CSC - 1st Degree - During Felony	LIFE	37	37				
	ATTEMPTS		1	1				
750.520B1D	CSC - 1st Degree - Accomplices	LIFE	16	16				
	ATTEMPTS							
750.520B1E	CSC - 1st Degree - Weapon Used	LIFE	22	21				1
	ATTEMPTS							
750.520B1F	CSC - 1st Degree - Personal Injury	LIFE	37	37				
	ATTEMPTS		3	1		2		
750.520B1H	CSC - 1st Degree - Mentally Disabled Relationship	LIFE	6	6				
	ATTEMPTS							
750.520C	CSC - 2nd Degree - Multiple Variables	15	167	86	3	47	31	
	ATTEMPTS		17	1	1	10	5	
750.520C1A	CSC - 2nd Degree - Person Under 13	15	580	395	5	116	53	11
	ATTEMPTS		77	26	2	40	9	

NOTE: Be sure to check for related offense codes when examining a particular type of crime. They may or may not be in sequential order or even on the same page. Offenders may have multiple dispositions.

A2c 2003 Criminal Court Dispositions by Offense and Type of Disposition — Assaultive Offenses

Page 7 of 10

			DISPOSITIONS					
Compiled Laws	Offense	Max. Penalty	Total	Prison ¹	Jail	Jail/ Probation ²	Probation ²	Other ³
	GRAND TOTAL		19,916	8,131	2,412	5,001	4,194	178
	%			41%	12%	25%	21%	1%
	VIOLATIONS		17,823	7,807	2,095	4,275	3,488	158
	ATTEMPTS		2,093	324	317	726	706	20
750.520C1B	CSC - 2nd Degree - Relationship	15	98	68	2	21	6	1
	ATTEMPTS		15	4		9	2	
750.520C1C	CSC - 2nd Degree - During Felony	15	6	5		1		
	ATTEMPTS							
750.520C1D	CSC - 2nd Degree - Accomplices	15	6	2		4		
	ATTEMPTS		3	3				
750.520C1E	CSC - 2nd Degree - Weapon Used	15	5	3	1	1		
	ATTEMPTS							
750.520C1F	CSC - 2nd Degree - Personal Injury	15	21	19		2		
	ATTEMPTS		3	2		1		
750.520C1G	CSC - 2nd Degree - Injury to Incapacitated Victim	15	7	4		3		
	ATTEMPTS		1		1			
750.520C1H	CSC - 2nd Degree - Mentally Disabled Relationship	15	7	3		3	1	
	ATTEMPTS		2			2		
750.520C1I	CSC - 2nd Degree - State Prisoner	15	1	1				
	ATTEMPTS							
750.520C1L	CSC - 2nd Degree - Detained Juvenile	15	1			1		
	ATTEMPTS							
750.520D	CSC - 3rd Degree - Multiple Variables	15	116	93	2	10	6	5
	ATTEMPTS		23	7	2	13	1	
750.520D1A	CSC - 3rd Degree - Person 13-15	15	339	278	6	30	20	5
	ATTEMPTS		132	42	9	61	20	
750.520D1B	CSC - 3rd Degree - Force/Coercion	15	90	82	1	3	1	3
	ATTEMPTS		18	6	1	9	1	1
750.520D1C	CSC - 3rd Degree - Incapacitated Victim	15	11	9		2		
	ATTEMPTS		5	2		3		
750.520D1D	CSC - 3rd Degree - Incest	15	17	16	1			
	ATTEMPTS		1	1				
750.520E	CSC - 4th Degree - Multiple Variables	2	178	36	25	75	42	
	ATTEMPTS		9		2	3	4	
750.520E1A	CSC - 4th Degree - Force/Coercion	2	295	58	41	127	67	2
	ATTEMPTS		38		7	13	18	
750.520E1A-A	CSC - 4th Degree - Victim 13-16	2	182	45	19	72	46	
	ATTEMPTS		12		3	5	4	
750.520E1B	CSC - 4th Degree - Incapacitated Victim	2	40	8	3	21	8	
	ATTEMPTS		3		2		1	
750.520E1G	CSC - 4th Degree - Incest	2	15	5	1	6	2	1
	ATTEMPTS		3		2	1		
750.520G1	CSC - Assault w/Intent to Commit Sexual Penetration	10	153	91	6	48	8	
	ATTEMPTS		4	1	1	1	1	
750.520G2	CSC - 2nd Degree Assault	5	71	35	1	29	6	
	ATTEMPTS		5		1	3	1	
750.529	Robbery - Armed	LIFE	752	743	1	3	2	3
	ATTEMPTS		23	12		6	5	
750.529A	Carjacking	LIFE	80	79	1			
	ATTEMPTS		14	8	1	3	1	1
750.530	Robbery - Unarmed	15	497	277	11	112	88	9
	ATTEMPTS		31	3	7	16	5	

NOTE: Be sure to check for related offense codes when examining a particular type of crime. They may or may not be in sequential order or even on the same page. Offenders may have multiple dispositions.

A2c 2003 Criminal Court Dispositions by Offense and Type of Disposition — Assaultive Offenses

Page 8 of 10

			DISPOSITIONS					
Compiled Laws	Offense	Max. Penalty	Total	Prison ¹	Jail	Jail/ Probation ²	Probation ²	Other ³
	GRAND TOTAL		19,916	8,131	2,412	5,001	4,194	178
	%			41%	12%	25%	21%	1%
	VIOLATIONS		17,823	7,807	2,095	4,275	3,488	158
	ATTEMPTS		2,093	324	317	726	706	20
750.531	Bank Robbery/Safe Breaking	LIFE	3	2			1	
	ATTEMPTS							
750.531-A	Bank Robbery	LIFE	61	52	1	4	3	1
	ATTEMPTS		3	2		1		
750.531-B	Safe Breaking	LIFE	66	43	1	17	5	
	ATTEMPTS		12	4	1	4	3	
750.532	Seduction	5	44	3	3	23	15	
	ATTEMPTS		2			1	1	
750.72	Arson - Dwelling House/ Curtilage	20	8	2	3	2	1	
	ATTEMPTS							
750.72-A	Arson - Dwelling House	20	74	61	2	4	6	1
	ATTEMPTS		17	4	2	9	2	
750.72-B	Arson - Dwelling House/ Curtilage	20	5	4		1		
	ATTEMPTS		2	1	1			
750.73	Arson - Real Property	10	50	22	2	8	16	2
	ATTEMPTS		10	3	1	6		
750.74	Arson - Personal Property, Over \$50	4	2	1			1	
	ATTEMPTS							
750.741A	Arson - Personal Property, <\$200	5	4		1	1	1	1
	ATTEMPTS							
750.741B1	Arson - Personal Property, \$200 - <\$1K	1	9		2	2	5	
	ATTEMPTS		2				2	
750.741C1	Arson - Personal Property, \$1K - <\$20K	5	48	14	3	15	16	
	ATTEMPTS		15	1	1	3	10	
750.741D1	Arson - Personal Property, \$20K or More	10	4	2			2	
	ATTEMPTS		1	1				
750.74B	Arson - Personal Property, Over \$50	4	4	2			2	
	ATTEMPTS							
750.75	Arson - Insured Property	10	16	5	1	3	7	
	ATTEMPTS		2			1	1	
750.77	Arson - Preparation to Burn Property	10	2		1	1		
	ATTEMPTS		1				1	
750.77-B	Arson - Preparation to Burn Real/ Pers. Prop., Over \$50	4	2		2			
	ATTEMPTS							
750.771B1	Arson - Preparation to Burn Property, \$200 - <\$1K	1	6		1	3	2	
	ATTEMPTS		2			1	1	
750.771C1	Arson - Preparation to Burn Property, \$1K - <\$20K	5	13		4	4	5	
	ATTEMPTS		2			1	1	
750.771D1	Arson - Preparation to Burn Property, \$20K or More	10	12	3		5	4	
	ATTEMPTS		2			1	1	
750.78	Arson - Woods/Prairies	4	2		1		1	
	ATTEMPTS							
750.81	Asslt or Asslt and Battery	MISD	503	7	184	96	207	9
	ATTEMPTS		5		3	1	1	
750.812	Domestic Violence	MISD	566	20	201	112	226	7
	ATTEMPTS		7				7	
750.813	Domestic Violence - 2nd Offense	1	105	1	40	40	22	2
	ATTEMPTS		2			2		

NOTE: Be sure to check for related offense codes when examining a particular type of crime. They may or may not be in sequential order or even on the same page. Offenders may have multiple dispositions.

A2c 2003 Criminal Court Dispositions by Offense and Type of Disposition — Assaultive Offenses

Page 9 of 10

			DISPOSITIONS					
Compiled Laws	Offense	Max. Penalty	Total	Prison ¹	Jail	Jail/ Probation ²	Probation ²	Other ³
	GRAND TOTAL		19,916	8,131	2,412	5,001	4,194	178
	%			41%	12%	25%	21%	1%
	VIOLATIONS		17,823	7,807	2,095	4,275	3,488	158
	ATTEMPTS		2,093	324	317	726	706	20
750.814	Domestic Violence - 3rd Offense	2	365	81	96	147	39	2
	ATTEMPTS		4		3		1	
750.81A	Assault - Aggravated	1	397	5	97	108	182	5
	ATTEMPTS		3				3	
750.81A2	Domestic Violence, Aggravated	1	123	3	28	34	58	
	ATTEMPTS		1				1	
750.81A3	Domestic Violence, Aggravated - 2nd Offense	2	44	6	6	27	5	
	ATTEMPTS							
750.81C2	Assault/Battery of DHS Employee	2	4	4				
	ATTEMPTS							
750.81D1	Police Officer - Assault/Resist/Obstruct	2	1,432	313	274	499	337	9
	ATTEMPTS		277	3	67	87	115	5
750.81D2	Police Officer - Assault/Resist/Obstruct, Causing Injury	4	140	46	16	45	33	
	ATTEMPTS		22	2	6	3	11	
750.81D3	Police Officer - Assault/Resist/Obstruct, Serious Impairment	15	3	3				
	ATTEMPTS							
750.82	Felonious Assault	4	2,017	600	227	630	551	9
	ATTEMPTS		440	37	67	147	186	3
750.822	Weapon-Free Schools - Assault w/ Dangerous Weapon	4	3			1	2	
	ATTEMPTS							
750.83	Assault w/Intent to Murder	LIFE	183	180		1	2	
	ATTEMPTS		1		1			
750.84	Assault w/Intent to do Great Bodily Harm Less Than Murder	10	654	425	14	119	93	3
	ATTEMPTS		50	16	4	15	15	
750.86	Assault w/Intent to Maim	10	5	2	1	2		
	ATTEMPTS							
750.87	Assault w/Intent to Commit Felony	10	17	10	1	2	4	
	ATTEMPTS		4		2	1	1	
750.88	Assault w/Intent to Rob While Unarmed	15	64	29	2	14	15	4
	ATTEMPTS		4		1	1	2	
750.89	Assault w/Intent to Rob While Armed	LIFE	169	139	2	8	6	14
	ATTEMPTS		1	1				
750.90DA	Pregnant Individ. - Oper. Under Infl., Miscarriage/Stillbirth	15	1	1				
	ATTEMPTS							
750.91	Homicide - Attempted Murder	LIFE	1	1				
	ATTEMPTS							
752.191	Felonious Driving	2	18	6	2	6	4	
	ATTEMPTS							
752.542	Riot - Inciting	10	2	1		1		
	ATTEMPTS		2				2	
752.861	Weapons - Firearms, Careless Use Cause Injury/Death	2	12	2	1	6	2	1
	ATTEMPTS		2		1	1		
752.862-A	Weapons - Firearms, Careless Discharge, Prop. Damage \$50 or Less	MISD	1			1		
	ATTEMPTS							
752.862-B	Weapons - Firearms, Careless Use Prop. Damage Over \$50	1	5	1		2	2	
	ATTEMPTS							
752.863A	Weapons - Firearms, Reckless Use	MISD	34	1	14	8	8	3
	ATTEMPTS							

NOTE: Be sure to check for related offense codes when examining a particular type of crime. They may or may not be in sequential order or even on the same page. Offenders may have multiple dispositions.

A2c 2003 Criminal Court Dispositions by Offense and Type of Disposition — Assaultive Offenses

Page 10 of 10

			DISPOSITIONS					
			Total	Prison ¹	Jail	Jail/ Probation ²	Probation ²	Other ³
GRAND TOTAL			19,916	8,131	2,412	5,001	4,194	178
%				41%	12%	25%	21%	1%
VIOLATIONS			17,823	7,807	2,095	4,275	3,488	158
ATTEMPTS			2,093	324	317	726	706	20
Compiled Laws	Offense	Max. Penalty						
752.901A	Throwing Object at Moving Vehicle	MISD ATTEMPTS	1		1			
767.61A	Offense by Sexually Delinquent	LIFE ATTEMPTS	2	1		1		

NOTE: Be sure to check for related offense codes when examining a particular type of crime. They may or may not be in sequential order or even on the same page. Offenders may have multiple dispositions.

¹ Includes HYTA Prison

² Includes Delayed and Suspended Sentences, HYTA Probation, and SAI Probation

³ Includes Restitution, Fines, Costs, Community Service and DHS sentences

SOURCE: OMNI BIR Extract

APPENDIX

Using A New Methodology to Convert Total Court Dispositions into Offenders

For the past several years, the Michigan Department of Corrections has been transitioning the antiquated reporting from its computer system applications away from legacy mainframe technology to newer, client-server technology. **Section A** (Court Dispositions) of the annual MDOC Statistical Report was reviewed and evaluated for conversion. The review found that substantial improvements could be made to the methodology used to report offender-based (people) summary statistics from the raw offense-based (total dispositions) data.

The improvements were in a number of areas: breakdown by County instead of by Circuit Court; clearer disposition groupings prioritized by the degree of offender incapacitation; inclusion of previously unreported offenses; and a more uniform method of aggregating offenses (total dispositions) into offenders (people).

These improvements have resulted in more offenders being reported in the **2011 A1 Series of Tables** (offenders) and more offenses being reported in the **2011 A2 Series of Tables** (total dispositions) than would have been reported under the old methodology.

In order to provide a historical context for the improved 2011 tables, revised (improved) versions of the previously published tables for the years 2003 through 2010 are also included in this [MDOC Statistical Report Supplement](#), as a bridge to the past for either comparisons between individual years or for long-term trend analysis. These are the only prior years to which the new methodology could be applied because the data source changed in 2003.

Background

Felony court disposition data is recorded as separate offenses (criminal convictions) in the database. Thus, an offender sentenced by the court with five sentenced offenses is literally recorded as five records in the database. This type of data recording has both advantages and disadvantages for information analysis.

An advantage of offense-specific data is that each offense is represented giving a complete picture of felony processing by the courts – this wealth of total-dispositions detail is presented in the **A2 Series of Tables** '[Criminal Court Dispositions by Offense and Type of Disposition](#)'. The **A2 Series of Tables** provide disposition breakdowns on a crime-by-crime basis. The only improvements in the new versions of the **A2 Series of Tables** were to provide a more useful breakdown of the disposition types sentenced, and to include more offenses than the old method. Some disposition types were previously combined into non-intuitive groups, and the documentation explaining why some offenses were excluded was lost over the many years that these long-running reports were produced by various MDOC agencies.

The discussion below, about combining multiple offenses (total dispositions) into offenders (people), applies only to the **A1 Series of Tables**.

A disadvantage of offense-based data is that it exaggerates the number of offenders that the data appear to represent. Correcting the exaggeration of apparent offenders requires combining the total offenses sentenced into individual offenders. The summary data resulting from this processing is presented in the **A1 Series of Tables** '[Criminal Court Dispositions \(Offenders\) by FOA Region and County Number](#)'. There are many methods available to combine offenses into offenders and the results would vary depending on the approach. The new versions of the A1 Series of Tables use new rules to identify the most severe sentence for all of the combined offenses for a unique offender to represent the offender's offense information and provide a more useful breakdown of the disposition types received.

Old Methodology of Combining Offenses

The old method of combining multiple offenses into offenders for the A1 Series of Tables was developed in the early 1980's and was based on the three identifiers always available in the data at that time: 1) the offender's name, 2) the sentencing date, and 3) the sentencing county. A deeper explanation of these identifiers and their impact on combining offenses into offenders follows.

1. Offender's Name

This was the only person-based identifier that was consistently available in the data at the time. Other possible identifiers, such as the State Police Identifier (SID) or an MDOC ID number, were not consistently available for all felony offenders - particularly probationers. At that time, the MDOC ID number was only available for offenders who had previously been prisoners. Unfortunately, the offender's name has potential drawbacks, such as the use of alias names by offenders and the potential for typographical errors in the data entry process. Both had the potential to over-represent the true number of offenders (an alias or a typing error created the appearance of records for more than one person when only one person was involved).

2. Sentencing Date

Also referred to as the disposition date, this was used to prevent all of the sentencing events for an offender in a given year from being combined together. Unfortunately, a presumption at the time was that sentencing events which occurred within 90 days of each other were related events, such as a probation sentence followed by a later prison sentence for a probation violation. In this example, they are related, but they are also two distinct events and may not take 90 days to resolve. Thus, there was a lack of uniform treatment as quick failures with rapid re-sentencing were combined together into a single event, while slower failures and more drawn out criminal processing remained uncombined as multiple discrete events.

Also, the 90-day window had an unequal effect on the true number of offenders across the reporting period. Since the old methodology depended on separate annual data sets because of the data source at the time, 12 months of discrete data were processed for each yearly report, so the first 3 months of the year and the last 3 months of the year both had incomplete 90-day windows, and the middle six months of the year had complete 90-day windows. The result was again a lack of uniform treatment by over-reporting the true number of offenders for the first 3 and last 3 months of the year and under-reporting the true number of offenders for the middle 6 months of the year.

For a calendar year of data, a November 12th disposition had only the remainder of November and December (a total of 48 days) included in its 90-day combining window. Similarly, a February 4th disposition might have been included at the tail end of the 90-day combining window of a December disposition from the previous year. Both of these examples over-reported the true number of offenders. On the other hand, only April through September disposition dates were guaranteed to have complete 90-day windows, which under-reported the number of true offenders for those six months.

In fact, due to the 90-day window for combining multiple offenses into offenders, the number of sentenced offenders for any given month of any year would be different, if more than 12 months, less than 12 months, or a different 12 months of data were combined together (such as calendar year versus fiscal year).

3. Sentencing County

This was included to prevent the combination of different individuals from separate counties, which could give the appearance of a single offender and under-represent the true number of offenders. The benefit of including the sentencing county was that each county could review the offenses they prosecuted. Unfortunately, multiple offenders with very common names within the same county were still combined together, giving the appearance of a single person with a large number of offenses.

Once combined, only one of the multiple offenses associated with each combined offender can be reported in the **A1 Series of Tables**. The decision of which offense to report on (and the associated sentence) was priority based. The highest priority was an offense that received a prison disposition, followed by an offense that received a probation disposition, followed by an offense that received a combination jail and probation disposition, followed by an offense that received a combination jail and fines/costs/restitution disposition. Unfortunately, this ordering obscured jail dispositions and under-represented jail as an incapacitation sanction.

The net effect of combining multiple offenses into offenders using the old methodology was to under-report the true number of offenders and dispositions reported in the **A1 Series of Tables**.

New Methodology of Combining Offenses

The new method of combining multiple offenses into offenders for the **A1 Series of Tables** was developed to take advantage of new data capabilities that improve on the weaknesses of the old method. Specifically, the new method is based on unique combinations of: 1) the offender's MDOC number, 2) the sentence date (dropping the 90-day window), and 3) the sentencing county. On the face of it, the new method appears nearly identical to the old method. However, the availability of MDOC numbers for all felony offenders, including probationers, and elimination of the 90-day window provides important improvements to accurately and uniformly determining the true number of offenders sentenced throughout the year.

1. Offender's MDOC Number

The transition to newer, client-server technology targeted the front-end of the Department of Corrections' interactions with offenders by enhancing probation agent's workflow. Felony offenders first become recorded in MDOC data systems when probation agents are assigned pre-sentence investigations, which is when the offender receives their MDOC number that follows them through their interactions with MDOC. In addition, the Michigan State Police maintains an automated fingerprint database that biometrically verifies an offender's identity. This is quite an improvement over the previous name-based method of offender identification which could incorrectly combine many people with the same name into the appearance of a single person in data analyses.

2. Sentencing Date

Combining sentence dates on a day-by-day basis, using the month, day and year components of the sentencing date as part of the combination method instead of the 90-day window on the sentencing date, results in uniform treatment of the sentencing dates. This has two effects. First, less of an individual's offenses are combined together without the 90-day window, and the speed of criminal processing no longer impacts the number of offenders. Second, combining offenses for an offender daily means that the time span of data being processed no longer impacts the results – an offender's offenses combine in the same uniform manner if one month of data is processed or 24 months of data is processed.

3. Sentencing County

The sentencing county was included to help prevent combining the activity of different courts on the same day, thus each sentencing county can still review the offenses they prosecuted and an offender prosecuted in two courts on the same day has two entries in the data that represent the two sets of felony dispositions received that day.

Again, when combined, only one of the multiple offenses associated with each combined offender can be reported in the **A1 Series of Tables**. The decision of which offense to report on (and the associated sentence) was determined to need improvement also. The new prioritization choice was based on the degree of offender incapacitation. The highest form of incapacitation was for an offense that received a prison disposition, followed by an offense that received a jail disposition, followed by an offense that received a combination jail and probation disposition, followed by an offense that received a probation disposition, followed by an offense that received only financial sanctions as a disposition.

Impact of the Improvements

The improvements provide for more uniform conversion of individual offenses (total dispositions) into offenders (people) that better identifies the individual involved and their sentencing events. The net effect of the new methodology for combining multiple offenses into offenders is to identify and report more offenders for both the total count and the counts for each individual disposition type in the new **A1 Series of Tables** than in the previously published tables. The new methodology of combining offenses into offenders for the **A1 Series of Tables** does not apply to the **A2 Series of Tables**, as the **A2 Series of Tables** report on individual offenses but, the improvements did result in more offenses being included in the new **A2 Series of Tables** than in the old **A2 Series of Tables** and the dispositions type categories across the tables are now consistent with one another.