

---

**MICHIGAN DEPARTMENT OF CORRECTIONS**  
**2005 STATISTICAL REPORT**

Jennifer M. Granholm, Governor

---

Patricia L. Caruso, Director  
Michigan Department of Corrections

---



---

# 2005 STATISTICAL REPORT

## INTRODUCTION

Since the 2000 edition of the MDOC Statistical Report, bound paper copies have no longer been produced and distributed. Instead, these annual statistical reports are published only on the official MDOC web site on the Internet. The MDOC home page web address is <http://www.michigan.gov/corrections>, and the Statistical Reports are located under the *Publications & Information* link.

The crime breakdowns in the core tables of the first three sections of the 2005 report regarding felony court dispositions, prison intake, and prison population are all based on the longer 10-character offense codes, as was first shown in the 1999 report. They are also sorted by offense code rather than by crime frequency or maximum term. Since the new sort order keeps sequential offense codes together, similar crimes that have identical maximum penalties are no longer consolidated. This new level of detail provides much richer information than in the past.

However, the additional detail also makes the crime tables much longer; and the reader must be careful to watch for related offense codes when attempting to examine the data for a particular type of crime. For example, several separate offense codes now appear for the crime of first degree criminal sexual conduct (750.520B--) in each crime table because each code represents a specific characteristic of the offense.

Summary narrative reflecting on the Department's observations about what the data show has

again been kept to a minimum, as the Department now produces a separate *Annual Report* for that purpose.

### **Section Overview**

This report is divided into ten major sections (A-J).

- Section *A, Court Dispositions*, contains data on statewide felony court dispositions broken down by offense, sentencing jurisdiction, and type of disposition.
- Section *B, Prison Commitments*, provides prison intake data by the number and characteristics of new prisoners received into the Department's institutions and camps.
- Section *C, Prisoner Population*, presents descriptions of Michigan's correctional facilities and statistics regarding the characteristics of the prisoner population.
- Section *D, Parole Board*, summarizes data on offender movement to parole and Parole Board activity and decisions, and examines the parole outcomes of offenders who paroled in 2001.
- Section *E, Probation and Parole Supervision* contains data and information regarding the community supervision programs and functions of the Department's Field Operations Administration (FOA).
- Section *F, Department Operations*, contains data and information about a variety of

Department programs and administrative functions/operations. Section *F* contains the following subsections:

- *Prisoner Program, Misconduct and Litigation Statistics*
- *Bureau of Correctional Industries*
- *Health Care Services*
- *Department Expenditures and Personnel Summaries*
- Section *G, Michigan Prisoner ReEntry Initiative (MPRI)*, is a new section this year reflecting the development of the statewide initiative by several stakeholders, one of whom is MDOC. The first year that prisoners were paroled to the community under this initiative was in 2005.
- Section *H, Community Residential Programs (formerly a subsection under Section E)*, contains data regarding corrections centers.
- Section *I, Special Alternative Incarceration Program (formerly a subsection under Section E)*, is administered by the Correctional Facilities Administration with Cooper Street Correctional Facility serving administratively as parent institution.
- Section *J, Office of Community Corrections (formerly a subsection under Section E)*, provides data regarding the utilization of community sanctions and services for non-violent offenders in order to reduce admissions to prison.



---

# Table of Contents

INTRODUCTION .....	<i>i</i>
TABLE OF CONTENTS.....	<i>iii</i>
DEPARTMENT ORGANIZATIONAL CHART .....	<i>vi</i>
<b>A. COURT DISPOSITIONS .....</b>	<b>A - 1</b>
A    Statewide Prison Commitment Rates, 1991 - 2005 .....	A - 2
<b>2005 Criminal Court Dispositions (Offenders) by FOA Region and Circuit Number</b>	
A1    — All Offenses .....	A - 3
A1a   — Non-Assaultive Offenses.....	A - 4
A1b   — Drug Offenses .....	A - 5
A1c   — Assaultive Offenses .....	A - 6
<b>2005 Criminal Court Dispositions by Offense and Type of Disposition</b>	
A2    — All Offenses .....	A - 7
A2a   — Non-Assaultive Offenses.....	A - 28
A2b   — Drug Offenses.....	A - 39
A2c   — Assaultive Offenses .....	A - 42
<b>B. PRISON COMMITMENTS .....</b>	<b>B - 1</b>
B1a   Annual Prison Intake, 1991 - 2005 .....	B - 2
B1b   Reported Index Crimes and Prison Intake, 1998 - 2005 .....	B - 3
B1c   Total Prisoner Population, Prison Commitments, and Michigan Census, 1946 - 2005 .....	B - 4
<b>2005 Commitments by Minimum Term Distribution for Men and Women</b>	
B2    — All Offenses .....	B - 5
B2a   — Non-Assaultive Offenses.....	B - 22
B2b   — Drug Offenses.....	B - 30
B2c   — Assaultive Offenses .....	B - 33
<b>2005 Commitments by Minimum Term Distribution for Women</b>	
B3    — All Offenses .....	B - 41
B4a   Commitments by Age for Men, 1996 - 2005.....	B - 48
B4b   Commitments by Age, Race and Gender as of December 2005.....	B - 48
B5a   Commitments by Race for Men, 1989 - 2005 .....	B - 49
B5b   Total 2005 Commitments by Race and Gender.....	B - 50
B6    2005 Prison Commitments by Type .....	B - 51
B7    2005 Prisoner Intake by Major Crime Types.....	B - 52
<b>C. PRISONER POPULATION .....</b>	<b>C - 1</b>
...    Map of Prison and Camp Facilities by Region as of December 31, 2005 .....	C - 2
...    2005 Facility Descriptions .....	C - 3
C      Net Operating Capacity by Security Level (Institutions & Camps) as of December 31, 2005.....	C - 15
Ca    Year-End Prison Population (Institutions and Camps), 1991 - 2005 .....	C - 16

---

**C. PRISONER POPULATION CONT'D.**

**2005 Total Prisoner Population by Minimum Term Distribution**

C1 — All Offenses .....C - 17  
C1a — Non-Assaultive Offenses .....C - 40  
C1b — Drug Offenses .....C - 51  
C1c — Assaultive Offenses .....C - 54

**2005 Prisoner Population by Minimum Term Distribution, Female Totals Only**

C2 — All Offenses .....C - 64

**Age Breakdown of Prisoner Population by Location as of December 2005**

C3a — Total Prisoner Population .....C - 74  
C3b — White Prisoner Population .....C - 77  
C3c — Non-White Prisoner Population .....C - 80  
C4 2005 Prisoner Movement Summary: Institutions and Camps Only .....C - 83  
C5 Escapes From Secure DOC Custody, Calendar Years 1999 - 2005 .....C - 84

**D. PAROLE BOARD.....D - 1**

D Annual Movements to Parole, Calendar Years 1991 - 2005 .....D - 2  
D1 Parole Board Activity, Calendar Years 1985 - 2005.....D - 3  
D1a 2005 Parole Board Action .....D - 4  
D2 Two-Year Follow-Up Outcomes of Offenders Who Paroled in 1998 to 2004 by Year  
(Flat Two-Year Follow-Up Regardless of Parole Status).....D - 5  
D3 Three-Year Follow-Up Outcomes of Offenders Who Paroled in 1998 to 2004 by Year  
(Flat Three-Year Follow-Up Regardless of Parole Status) .....D - 6

**E. PROBATION AND PAROLE SUPERVISION .....E - 1**

... Map — Field Operations Administration Regions and Areas as of December 31, 2005 .....E - 2  
E1 Violations of Parole Supervision 1996 - 2005 .....E - 3  
E2 2005 Personnel and Funds Distribution .....E - 4  
E3 2005 Work Distribution .....E - 5  
E4 Total Number of Pre-Sentence Investigations 1996 - 2005 .....E - 6  
E5 Average Number of Parolees Supervised 1996 - 2005 .....E - 7  
E6 Average Number of Probationers Supervised 1996 - 2005 .....E - 8

**F. DEPARTMENT OPERATIONS .....F - 1**

**PRISONER PROGRAM, MISCONDUCT AND LITIGATION STATISTICS.....F - 3**

F1 2005 Prisoner Faith Preferences.....F - 4  
F2 Institutional Education Program Statistics, FY 2004 - FY 2005.....F - 5

---

F3	2005 Major Misconduct Statistics: Calendar Year Totals .....	F - 6
F4	Litigation Statistics, 2002 - 2005 .....	F - 7
<b>F.</b>	<b>DEPARTMENT OPERATIONS CONT'D.</b>	
	<b>BUREAU OF CORRECTIONAL INDUSTRIES .....</b>	<b>F - 9</b>
F5	Seven-Year History of Total Sales and Net Margin, FY 1999 - FY 2005.....	F - 10
F6	Comparison of Total Sales and Net Margin From Factory Operations FY 2004 - FY 2005 .....	F - 11
F7	2005 Hourly Pay Schedule .....	F - 12
	<b>HEALTH CARE SERVICES.....</b>	<b>F - 13</b>
F8	Health Care Expenditures Profile, FY 1996 - FY 2005 .....	F - 14
F9	Trend of Per Prisoner Health Care Expenditures Under Direct Control of MDOC FY 1996 - FY 2005.....	F - 15
F10	Consent Decree Health Care Expenditures FY 2004 - FY 2005 .....	F - 16
	<b>DEPARTMENT EXPENDITURES AND PERSONNEL SUMMARIES .....</b>	<b>F - 17</b>
F11	Gross Expenditures and Encumbrances Excluding Capital Outlay - FY 2005 .....	F - 18
F11a	FY 2005 Corrections Operating Expenditures .....	F - 19
F12	Number of Employees as of December 31, 2005.....	F - 20
F12a	Corrections Officers as of December 31, 2005 .....	F - 21
<b>G.</b>	<b>MICHIGAN PRISONER REENTRY INITIATIVE (MPRI) .....</b>	<b>G - 1</b>
---	Map of MPRI Pilot Sites .....	G - 3
G1	Transition Accountability Plan MPRI Model Process Flowchart .....	G - 4
<b>H.</b>	<b>COMMUNITY RESIDENTIAL PROGRAMS (CRP).....</b>	<b>H - 1</b>
H1	Year-End Prisoner Population: Community Residential Programs, 1996 - 2005 .....	H - 2
H2	2005 Prisoner Movement Summary: Community Residential Programs.....	H - 3
H3	End-of-Year Electronic Monitoring Population, 2000 - 2005.....	H - 4
H4	Zero Tolerance Escape Policy - Community Residential Programs 1994 - 2005.....	H - 5
<b>I.</b>	<b>SPECIAL ALTERNATIVE INCARCERATION PROGRAM (SAI).....</b>	<b>I - 1</b>
I1	2005 SAI <i>Prisoner</i> Intake by Offense.....	I - 2
I2	2005 SAI <i>Probationer</i> Intake by Offense .....	I - 4
I3	Comparison of SAI <i>Probationer</i> Intake by Field Operations 2003 - 2005 .....	I - 6
I4	SAI Phase I <i>Prisoner</i> Program Performance 2003- 2005.....	I - 7
I5	SAI Phase I <i>Probationer</i> Program Performance 2003 - 2005 .....	I - 7
I6	Table—SAI Phase I <i>Prisoner</i> Post-Program Performance 1992 - 2005 .....	I - 8
I7	Chart—SAI Phase I <i>Prisoner</i> Post-Program Performance 1992 - 2005 .....	I - 8
<b>J.</b>	<b>OFFICE OF COMMUNITY CORRECTIONS (OCC) .....</b>	<b>J - 1</b>
J1	Offenders Enrolled in P.A. 511 Community Corrections Programs in FY 2005 .....	J - 2
J2	Grants Awarded in FY 2005.....	J - 3
J3	FY 2005 Probation Residential Services .....	J - 4

---

# MICHIGAN DEPARTMENT OF CORRECTIONS

*As of December 31, 2005*

***Jennifer Granholm, Governor***

**DIRECTOR**

Patricia L. Caruso

**OFFICE OF AUDIT,  
INTERNAL AFFAIRS & LITIGATION**

Administrator

Jeffrey Baumann

**ADMINISTRATION & PROGRAMS**

Deputy Director

Barry McLemore

**FIELD OPERATIONS**

Deputy Director

Joan Yukins

**CORRECTIONAL FACILITIES**

Deputy Director

Dennis Straub

**POLICY & STRATEGIC PLANNING**

Deputy Director

Dennis Schrantz

**EXECUTIVE BUREAU**

Administrative Assistant

Heidi Washington

**BUREAU OF  
HUMAN RESOURCES**

Administrator

Gary Manns



---

# Court Dispositions



# A

This section contains data on statewide felony court dispositions — broken down by offense, sentencing jurisdiction and type of disposition. Offenders may have committed multiple offenses that the felony courts handle as a single court disposition or sentencing event. Both offender-based data and offense-based data have distinct uses that are not interchangeable, therefore, offender-based data is presented in Tables A and A1 through A1c and offense-based data is presented in Tables A2 through A2c.

Tables A and A1 through A1c aggregate multiple offenses and/or disposition (sentencing) dates into offenders. In other words, offenders with multiple offenses and/or multiple dispositions, from the same sentencing county, were reported as follows:

- Offenses/Dispositions for the same offender that occurred three or more months apart were reported as separate disposition events. (It is possible that these separate events were combination events, as discussed in the next bullet.)
- Offenses/Dispositions for the same offender that occurred less than three months apart were aggregated together into one disposition event using the following sequence in order to report the most severe details for the disposition event:
  - The most severe disposition was reported (e.g., a disposition to prison was reported over a disposition to jail).

- If the dispositions were of equal severity, then the disposition with the longest minimum term was reported.

- If the dispositions and minimum terms were of equal severity, then the disposition with the longest maximum term was reported. (Minimum term is used as the first severity tie-breaker, since it represents the minimum penalty imposed by the judge based on the mitigating/aggravating facts of the offender's current criminal activity, whereas the maximum term represents the Legislature's statutory limitations on judicial discretion for the current criminal activity.)

Table A shows the statewide prison commitment rates of offenders for 2005 and the previous fourteen years. Table A no longer provides separate prison commitment rates for offenses involving mandatory sentences to prison and offenses that do not involve mandatory sentences to prison, as PA 665 of 2002 repealed mandatory minimum prison terms for drug offenses.

Table A1 shows the 2005 court dispositions of offenders broken down by disposition type and by sentencing county circuit within each of the three Field Operations Administration (FOA) regions. Tables A1a through A1c show the information in Table A1 broken down by major crime categories (i.e., non-assaultive, drug and assaultive offenses). The A1 series of tables are based on

offenders, so multiple offenses/dispositions for the same offender are aggregated and reported per the above sequence.

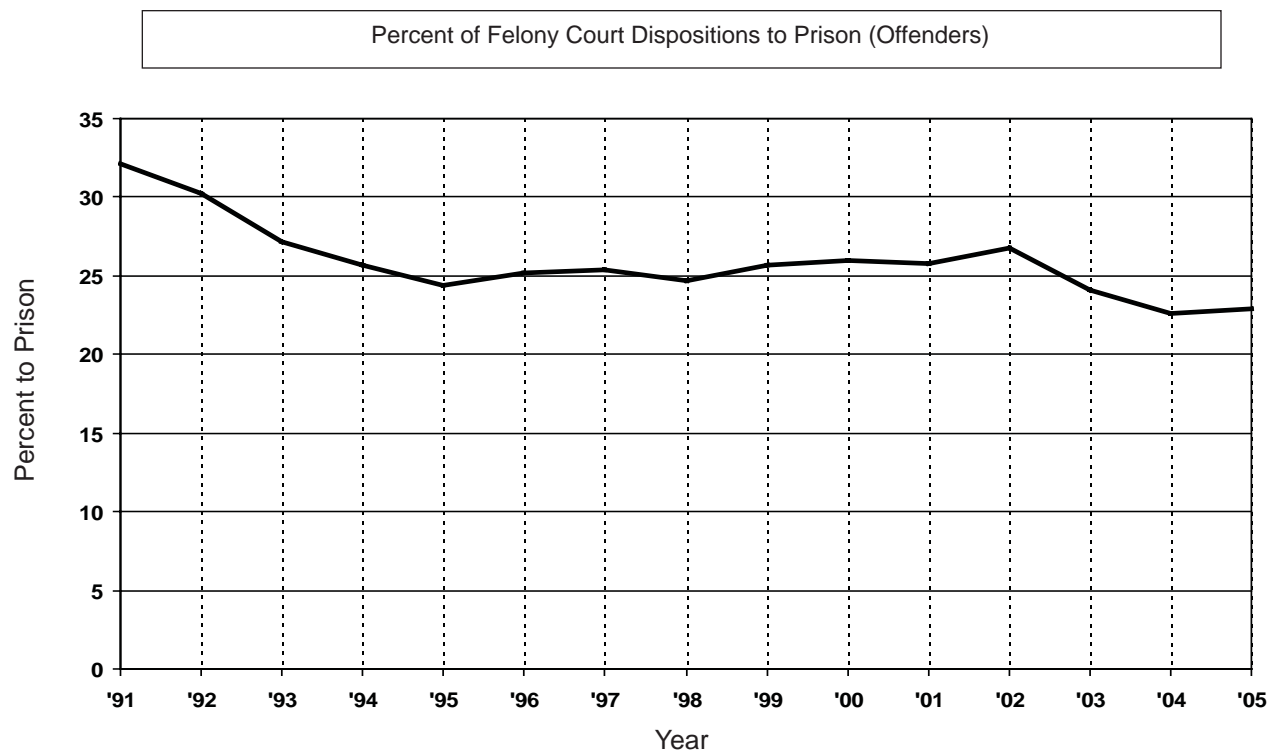
Table A2 shows the 2005 court dispositions of offenses broken down by disposition type and offense. Tables A2a through A2c show the information in Table A2 broken down by major crime categories (i.e., non-assaultive, drug and assaultive offenses). The A2 series of tables are based on all offenses, so multiple offenses/dispositions for the same offender are reported individually by offense.

The crimes in the A2 series of tables are sorted by Michigan Compiled Law (MCL) numbers and Prosecuting Attorney's Coordinating Council (PACC) codes (the sort order used since 1999). Since this sort order keeps related codes together, similar crimes that have identical maximum penalties are not consolidated. This level of detail provides much richer information, but the reader must be careful to watch for related codes when attempting to examine the frequency and disposition pattern for a particular type of crime. For example, several separate offense codes appear for the crime of first degree criminal sexual conduct (750.520B-- ) because each code represents a specific characteristic of the offense.

# A Statewide Prison Commitment Rates

Calendar Years 1991 - 2005

Year	Total Felony Dispositions (Offenders)	Percent Total Felony Dispositions to Prison
1991	37,051	32.1
1992	39,041	30.2
1993	38,634	27.2
1994	37,823	25.7
1995	38,805	24.4
1996	38,749	25.2
1997	39,340	25.4
1998	40,016	24.7
1999	38,178	25.7
2000	38,359	26.0
2001	41,835	25.8
2002	45,147	26.8
2003	47,229	24.1
2004	48,263	22.6
2005	49,467	22.9



SOURCE: Basic Information Reports (BIR).

# A1

## 2005 Criminal Court Dispositions (Offenders) by FOA Region and Circuit Number — All Offenses

	Total	Prison	Pro- bation*	Jail/ Prob.	Jail/ Fine**	Percents			
						Prison	Pro- bation*	Jail/ Prob.	Jail/ Fine**
<b>STATE TOTALS</b>	<b>49,467</b>	<b>11,306</b>	<b>13,955</b>	<b>13,947</b>	<b>10,259</b>	<b>22.9</b>	<b>28.2</b>	<b>28.2</b>	<b>20.7</b>
<b>FOA REGION I (03 Wayne) TOTALS</b>	<b>12,605</b>	<b>2,580</b>	<b>5,491</b>	<b>2,529</b>	<b>2,005</b>	<b>20.5</b>	<b>43.6</b>	<b>20.1</b>	<b>15.9</b>
<b>FOA REGION II TOTALS</b>	<b>18,223</b>	<b>4,423</b>	<b>4,715</b>	<b>5,586</b>	<b>3,499</b>	<b>24.3</b>	<b>25.9</b>	<b>30.7</b>	<b>19.2</b>
01 Hillsdale	167	79		78	10	47.3		46.7	6.0
06 Oakland	5,219	1,254	1,207	1,506	1,252	24.0	23.1	28.9	24.0
07 Genesee	1,876	624	700	486	66	33.3	37.3	25.9	3.5
10 Saginaw	1,140	354	372	240	174	31.1	32.6	21.1	15.3
16 Macomb	3,805	591	1,520	778	916	15.5	39.9	20.4	24.1
18 Bay	469	112	135	152	70	23.9	28.8	32.4	14.9
21 Isabella	424	78	16	271	59	18.4	3.8	63.9	13.9
22 Washtenaw	1,102	269	406	145	282	24.4	36.8	13.2	25.6
24 Sanilac	80	19	3	42	16	23.8	3.8	52.5	20.0
29 Clinton, Gratiot	313	111	4	117	81	35.5	1.3	37.4	25.9
31 St. Clair	804	183	118	305	198	22.8	14.7	37.9	24.6
35 Shiawassee	234	68	8	149	9	29.1	3.4	63.7	3.8
38 Monroe	605	151	2	339	113	25.0	.3	56.0	18.7
39 Lenawee	298	110	26	156	6	36.9	8.7	52.3	2.0
40 Lapeer	260	45	5	149	61	17.3	1.9	57.3	23.5
42 Midland	312	58	29	198	27	18.6	9.3	63.5	8.7
44 Livingston	620	184	93	240	103	29.7	15.0	38.7	16.6
52 Huron	48	16	1	23	8	33.3	2.1	47.9	16.7
54 Tuscola	232	70	40	100	22	30.2	17.2	43.1	9.5
55 Clare, Gladwin	215	47	30	112	26	21.9	14.0	52.1	12.1
<b>FOA REGION III TOTALS</b>	<b>18,639</b>	<b>4,303</b>	<b>3,749</b>	<b>5,832</b>	<b>4,755</b>	<b>23.1</b>	<b>20.1</b>	<b>31.3</b>	<b>25.5</b>
02 Berrien	1,282	262	301	343	376	20.4	23.5	26.8	29.3
04 Jackson	854	274	108	222	250	32.1	12.6	26.0	29.3
05 Barry	300	84	47	157	12	28.0	15.7	52.3	4.0
08 Ionia, Montcalm	482	153	94	141	94	31.7	19.5	29.3	19.5
09 Kalamazoo	2,061	277	1,019	120	645	13.4	49.4	5.8	31.3
11 Alger, Luce, Schoolcraft	112	27	2	40	43	24.1	1.8	35.7	38.4
12 Baraga, Houghton, Keweenaw	101	21	13	51	16	20.8	12.9	50.5	15.8
13 Antrim, Grand Traverse, Leelanau	368	154	9	177	28	41.8	2.4	48.1	7.6
14 Muskegon	1,184	423	77	512	172	35.7	6.5	43.2	14.5
15 Branch	183	32	6	82	63	17.5	3.3	44.8	34.4
17 Kent	3,057	797	933	506	821	26.1	30.5	16.6	26.9
19 Benzie, Manistee	120	39	37	44		32.5	30.8	36.7	
20 Ottawa	802	89	257	221	235	11.1	32.0	27.6	29.3
23 Iosco, Oscoda	105	22	1	69	13	21.0	1.0	65.7	12.4
25 Marquette	149	26	38	76	9	17.4	25.5	51.0	6.0
26 Alpena, Alcona, Montmorency, Presque Isle	315	66	68	131	50	21.0	21.6	41.6	15.9
27 Newago, Oceana	301	45	22	161	73	15.0	7.3	53.5	24.3
28 Missaukee, Wexford	246	64	5	149	28	26.0	2.0	60.6	11.4
30 Ingham	1,310	215	49	612	434	16.4	3.7	46.7	33.1
32 Gogebic, Ontonagon	63	16	3	31	13	25.4	4.8	49.2	20.6
33 Charlevoix	108	28	3	54	23	25.9	2.8	50.0	21.3
34 Roscommon, Arenac, Ogemaw	328	68	59	153	48	20.7	18.0	46.6	14.6
36 VanBuren	508	99	54	184	171	19.5	10.6	36.2	33.7
37 Calhoun	1,120	254	283	181	402	22.7	25.3	16.2	35.9
41 Dickinson, Iron, Menominee	226	45	10	110	61	19.9	4.4	48.7	27.0
43 Cass	327	82	37	87	121	25.1	11.3	26.6	37.0
45 St. Joseph	366	65	1	137	163	17.8	.3	37.4	44.5
46 Otsego, Kalkaska, Crawford	288	98	16	144	30	34.0	5.6	50.0	10.4
47 Delta	138	20	11	60	47	14.5	8.0	43.5	34.1
48 Allegan	395	149	38	109	99	37.7	9.6	27.6	25.1
49 Mecosta, Osceola	299	55	56	173	15	18.4	18.7	57.9	5.0
50 Mackinac, Chippewa	221	45	29	72	75	20.4	13.1	32.6	33.9
51 Lake, Mason	193	43		141	9	22.3		73.1	4.7
53 Cheboygan	137	37	17	58	25	27.0	12.4	42.3	18.2
56 Eaton	472	88	30	265	89	18.6	6.4	56.1	18.9
57 Emmet	118	41	16	59	2	34.7	13.6	50.0	1.7

SOURCE: Basic Information Reports (BIR). \*Includes Delayed and Suspended Sentences and HYTA Probation. \*\*Includes Restitution and Costs.

# A1a 2005 Criminal Court Dispositions (Offenders) by FOA Region and Circuit Number — Non-Assaultive Offenses

	Total	Prison	Pro-bation*	Jail/ Prob.	Jail/ Fine**	Percents			
						Prison	Pro-bation*	Jail/ Prob.	Jail/ Fine**
<b>STATE TOTALS</b>	<b>24,464</b>	<b>4,913</b>	<b>7,114</b>	<b>7,453</b>	<b>4,984</b>	<b>20.1</b>	<b>29.1</b>	<b>30.5</b>	<b>20.4</b>
<b>FOA REGION I (03 Wayne) TOTALS</b>	<b>6,184</b>	<b>1,101</b>	<b>2,848</b>	<b>1,296</b>	<b>939</b>	<b>17.8</b>	<b>46.1</b>	<b>21.0</b>	<b>15.2</b>
<b>FOA REGION II TOTALS</b>	<b>9,041</b>	<b>1,975</b>	<b>2,313</b>	<b>3,033</b>	<b>1,720</b>	<b>21.8</b>	<b>25.6</b>	<b>33.5</b>	<b>19.0</b>
01 Hillsdale	107	48		53	6	44.9		49.5	5.6
06 Oakland	2,789	557	709	849	674	20.0	25.4	30.4	24.2
07 Genesee	904	268	358	251	27	29.6	39.6	27.8	3.0
10 Saginaw	565	150	202	137	76	26.5	35.8	24.2	13.5
16 Macomb	1,492	246	537	339	370	16.5	36.0	22.7	24.8
18 Bay	231	42	75	78	36	18.2	32.5	33.8	15.6
21 Isabella	204	26	11	139	28	12.7	5.4	68.1	13.7
22 Washtenaw	569	122	219	75	153	21.4	38.5	13.2	26.9
24 Sanilac	40	14	1	18	7	35.0	2.5	45.0	17.5
29 Clinton, Gratiot	181	54	3	74	50	29.8	1.7	40.9	27.6
31 St. Clair	417	71	59	186	101	17.0	14.1	44.6	24.2
35 Shiawassee	132	34	2	90	6	25.8	1.5	68.2	4.5
38 Monroe	280	71		169	40	25.4		60.4	14.3
39 Lenawee	131	45	16	66	4	34.4	12.2	50.4	3.1
40 Lapeer	156	16	4	99	37	10.3	2.6	63.5	23.7
42 Midland	181	25	17	127	12	13.8	9.4	70.2	6.6
44 Livingston	338	100	50	130	58	29.6	14.8	38.5	17.2
52 Huron	34	14		16	4	41.2		47.1	11.8
54 Tuscola	155	43	32	67	13	27.7	20.6	43.2	8.4
55 Clare, Gladwin	135	29	18	70	18	21.5	13.3	51.9	13.3
<b>FOA REGION III TOTALS</b>	<b>9,239</b>	<b>1,837</b>	<b>1,953</b>	<b>3,124</b>	<b>2,325</b>	<b>19.9</b>	<b>21.1</b>	<b>33.8</b>	<b>25.2</b>
02 Berrien	574	83	131	180	180	14.5	22.8	31.4	31.4
04 Jackson	438	117	58	134	129	26.7	13.2	30.6	29.5
05 Barry	136	35	25	68	8	25.7	18.4	50.0	5.9
08 Ionia, Montcalm	256	76	53	80	47	29.7	20.7	31.3	18.4
09 Kalamazoo	892	108	463	51	270	12.1	51.9	5.7	30.3
11 Alger, Luce, Schoolcraft	59	16	1	22	20	27.1	1.7	37.3	33.9
12 Baraga, Houghton, Keweenaw	60	10	12	34	4	16.7	20.0	56.7	6.7
13 Antrim, Grand Traverse, Leelanau	203	69	8	109	17	34.0	3.9	53.7	8.4
14 Muskegon	568	189	47	262	70	33.3	8.3	46.1	12.3
15 Branch	95	12	3	45	35	12.6	3.2	47.4	36.8
17 Kent	1,551	341	524	281	405	22.0	33.8	18.1	26.1
19 Benzie, Manistee	63	20	21	22		31.7	33.3	34.9	
20 Ottawa	462	33	157	146	126	7.1	34.0	31.6	27.3
23 Iosco, Oscoda	70	12	1	48	9	17.1	1.4	68.6	12.9
25 Marquette	72	11	20	35	6	15.3	27.8	48.6	8.3
26 Alpena, Alcona, Montmorency, Presque Isle	143	32	21	66	24	22.4	14.7	46.2	16.8
27 Newago, Oceana	158	22	12	85	39	13.9	7.6	53.8	24.7
28 Missaukee, Wexford	113	28	2	70	13	24.8	1.8	61.9	11.5
30 Ingham	701	83	36	328	254	11.8	5.1	46.8	36.2
32 Gogebic, Ontonagon	25	5		11	9	20.0		44.0	36.0
33 Charlevoix	55	10	2	28	15	18.2	3.6	50.9	27.3
34 Roscommon, Arenac, Ogemaw	189	37	37	94	21	19.6	19.6	49.7	11.1
36 VanBuren	212	40	31	74	67	18.9	14.6	34.9	31.6
37 Calhoun	498	107	146	67	178	21.5	29.3	13.5	35.7
41 Dickinson, Iron, Menominee	143	24	7	75	37	16.8	4.9	52.4	25.9
43 Cass	134	24	14	39	57	17.9	10.4	29.1	42.5
45 St. Joseph	170	19	1	62	88	11.2	.6	36.5	51.8
46 Otsego, Kalkaska, Crawford	157	48	4	87	18	30.6	2.5	55.4	11.5
47 Delta	72	11	4	37	20	15.3	5.6	51.4	27.8
48 Allegan	180	60	25	54	41	33.3	13.9	30.0	22.8
49 Mecosta, Osceola	154	26	30	93	5	16.9	19.5	60.4	3.2
50 Mackinac, Chippewa	115	30	15	34	36	26.1	13.0	29.6	31.3
51 Lake, Mason	95	16		75	4	16.8		78.9	4.2
53 Cheboygan	79	18	12	33	16	22.8	15.2	41.8	20.3
56 Eaton	289	46	21	166	56	15.9	7.3	57.4	19.4
57 Emmet	58	19	9	29	1	32.8	15.5	50.0	1.7

SOURCE: Basic Information Reports (BIR). \*Includes Delayed and Suspended Sentences and HYTA Probation. \*\*Includes Restitution and Costs.

# A1b 2005 Criminal Court Dispositions (Offenders) by FOA Region and Circuit Number — Drug Offenses

	Total	Prison	Pro-bation*	Jail/ Prob.	Jail/ Fine**	Percents			
						Prison	Pro-bation*	Jail/ Prob.	Jail/ Fine**
<b>STATE TOTALS</b>	<b>13,528</b>	<b>1,765</b>	<b>4,706</b>	<b>3,605</b>	<b>3,452</b>	<b>13.0</b>	<b>34.8</b>	<b>26.6</b>	<b>25.5</b>
<b>FOA REGION I (03 Wayne) TOTALS</b>	<b>3,639</b>	<b>312</b>	<b>1,731</b>	<b>780</b>	<b>816</b>	<b>8.6</b>	<b>47.6</b>	<b>21.4</b>	<b>22.4</b>
<b>FOA REGION II TOTALS</b>	<b>4,908</b>	<b>640</b>	<b>1,731</b>	<b>1,340</b>	<b>1,197</b>	<b>13.0</b>	<b>35.3</b>	<b>27.3</b>	<b>24.4</b>
01 Hillsdale	34	15		16	3	44.1		47.1	8.8
06 Oakland	1,242	180	313	345	404	14.5	25.2	27.8	32.5
07 Genesee	491	95	253	120	23	19.3	51.5	24.4	4.7
10 Saginaw	233	56	91	36	50	24.0	39.1	15.5	21.5
16 Macomb	1,563	91	808	252	412	5.8	51.7	16.1	26.4
18 Bay	132	22	47	42	21	16.7	35.6	31.8	15.9
21 Isabella	127	17	3	87	20	13.4	2.4	68.5	15.7
22 Washtenaw	252	35	122	26	69	13.9	48.4	10.3	27.4
24 Sanilac	22		2	16	4		9.1	72.7	18.2
29 Clinton, Gratiot	46	9		20	17	19.6		43.5	37.0
31 St. Clair	181	29	37	52	63	16.0	20.4	28.7	34.8
35 Shiawassee	39	7	2	30		17.9	5.1	76.9	
38 Monroe	214	36	2	125	51	16.8	.9	58.4	23.8
39 Lenawee	50	8	2	39	1	16.0	4.0	78.0	2.0
40 Lapeer	31	4		17	10	12.9		54.8	32.3
42 Midland	53	6	11	26	10	11.3	20.8	49.1	18.9
44 Livingston	147	25	28	64	30	17.0	19.0	43.5	20.4
52 Huron	3		1		2		33.3		66.7
54 Tuscola	18	3		11	4	16.7		61.1	22.2
55 Clare, Gladwin	30	2	9	16	3	6.7	30.0	53.3	10.0
<b>FOA REGION III TOTALS</b>	<b>4,981</b>	<b>813</b>	<b>1,244</b>	<b>1,485</b>	<b>1,439</b>	<b>16.3</b>	<b>25.0</b>	<b>29.8</b>	<b>28.9</b>
02 Berrien	429	78	137	86	128	18.2	31.9	20.0	29.8
04 Jackson	219	63	36	49	71	28.8	16.4	22.4	32.4
05 Barry	102	21	14	65	2	20.6	13.7	63.7	2.0
08 Ionia, Montcalm	69	14	17	12	26	20.3	24.6	17.4	37.7
09 Kalamazoo	780	67	423	31	259	8.6	54.2	4.0	33.2
11 Alger, Luce, Schoolcraft	22	1		11	10	4.5		50.0	45.5
12 Baraga, Houghton, Keweenaw	12	2		6	4	16.7		50.0	33.3
13 Antrim, Grand Traverse, Leelanau	74	26		43	5	35.1		58.1	6.8
14 Muskegon	302	75	19	149	59	24.8	6.3	49.3	19.5
15 Branch	39	8	1	18	12	20.5	2.6	46.2	30.8
17 Kent	797	139	281	102	275	17.4	35.3	12.8	34.5
19 Benzie, Manistee	37	10	13	14		27.0	35.1	37.8	
20 Ottawa	155	10	51	33	61	6.5	32.9	21.3	39.4
23 Iosco, Oscoda	6			6				100.0	
25 Marquette	47	7	17	22	1	14.9	36.2	46.8	2.1
26 Alpena, Alcona, Montmorency, Presque Isle	104	13	35	37	19	12.5	33.7	35.6	18.3
27 Newago, Oceana	65	5	7	36	17	7.7	10.8	55.4	26.2
28 Missaukee, Wexford	81	13		56	12	16.0		69.1	14.8
30 Ingham	286	32	12	149	93	11.2	4.2	52.1	32.5
32 Gogebic, Ontonagon	19	3	2	11	3	15.8	10.5	57.9	15.8
33 Charlevoix	28	6	1	14	7	21.4	3.6	50.0	25.0
34 Roscommon, Arenac, Ogemaw	73	6	11	40	16	8.2	15.1	54.8	21.9
36 VanBuren	161	22	12	69	58	13.7	7.5	42.9	36.0
37 Calhoun	282	37	80	52	113	13.1	28.4	18.4	40.1
41 Dickinson, Iron, Menominee	36	6	3	17	10	16.7	8.3	47.2	27.8
43 Cass	121	28	18	35	40	23.1	14.9	28.9	33.1
45 St. Joseph	104	20		48	36	19.2		46.2	34.6
46 Otsego, Kalkaska, Crawford	68	20	7	35	6	29.4	10.3	51.5	8.8
47 Delta	30	2	5	10	13	6.7	16.7	33.3	43.3
48 Allegan	98	37	6	31	24	37.8	6.1	31.6	24.5
49 Mecosta, Osceola	72	5	14	49	4	6.9	19.4	68.1	5.6
50 Mackinac, Chippewa	63	2	9	25	27	3.2	14.3	39.7	42.9
51 Lake, Mason	50	8		39	3	16.0		78.0	6.0
53 Cheboygan	36	10	3	14	9	27.8	8.3	38.9	25.0
56 Eaton	81	12	5	49	15	14.8	6.2	60.5	18.5
57 Emmet	33	5	5	22	1	15.2	15.2	66.7	3.0

SOURCE: Basic Information Reports (BIR). \*Includes Delayed and Suspended Sentences and HYTA Probation. \*\*Includes Restitution and Costs.

# A1C 2005 Criminal Court Dispositions (Offenders) by FOA Region and Circuit Number — Assaultive Offenses

	Total	Prison	Pro-bation*	Jail/ Prob.	Jail/ Fine**	Percents			
						Prison	Pro-bation*	Jail/ Prob.	Jail/ Fine**
<b>STATE TOTALS</b>	<b>11,461</b>	<b>4,628</b>	<b>2,129</b>	<b>2,885</b>	<b>1,819</b>	<b>40.4</b>	<b>18.6</b>	<b>25.2</b>	<b>15.9</b>
<b>FOA REGION I (03 Wayne) TOTALS</b>	<b>2,782</b>	<b>1,167</b>	<b>912</b>	<b>453</b>	<b>250</b>	<b>41.9</b>	<b>32.8</b>	<b>16.3</b>	<b>9.0</b>
<b>FOA REGION II TOTALS</b>	<b>4,270</b>	<b>1,808</b>	<b>669</b>	<b>1,211</b>	<b>582</b>	<b>42.3</b>	<b>15.7</b>	<b>28.4</b>	<b>13.6</b>
01 Hillsdale	26	16		9	1	61.5		34.6	3.8
06 Oakland	1,188	517	185	312	174	43.5	15.6	26.3	14.6
07 Genesee	480	261	88	115	16	54.4	18.3	24.0	3.3
10 Saginaw	341	148	78	67	48	43.4	22.9	19.6	14.1
16 Macomb	749	254	175	186	134	33.9	23.4	24.8	17.9
18 Bay	106	48	13	32	13	45.3	12.3	30.2	12.3
21 Isabella	93	35	2	45	11	37.6	2.2	48.4	11.8
22 Washtenaw	281	112	65	44	60	39.9	23.1	15.7	21.4
24 Sanilac	18	5		8	5	27.8		44.4	27.8
29 Clinton, Gratiot	86	48	1	23	14	55.8	1.2	26.7	16.3
31 St. Clair	206	83	22	67	34	40.3	10.7	32.5	16.5
35 Shiawassee	63	27	4	29	3	42.9	6.3	46.0	4.8
38 Monroe	111	44		45	22	39.6		40.5	19.8
39 Lenawee	117	57	8	51	1	48.7	6.8	43.6	.9
40 Lapeer	73	25	1	33	14	34.2	1.4	45.2	19.2
42 Midland	77	27	1	44	5	35.1	1.3	57.1	6.5
44 Livingston	135	59	15	46	15	43.7	11.1	34.1	11.1
52 Huron	11	2		7	2	18.2		63.6	18.2
54 Tuscola	59	24	8	22	5	40.7	13.6	37.3	8.5
55 Clare, Gladwin	50	16	3	26	5	32.0	6.0	52.0	10.0
<b>FOA REGION III TOTALS</b>	<b>4,409</b>	<b>1,653</b>	<b>548</b>	<b>1,221</b>	<b>987</b>	<b>37.5</b>	<b>12.4</b>	<b>27.7</b>	<b>22.4</b>
02 Berrien	279	101	33	77	68	36.2	11.8	27.6	24.4
04 Jackson	197	94	14	39	50	47.7	7.1	19.8	25.4
05 Barry	62	28	8	24	2	45.2	12.9	38.7	3.2
08 Ionia, Montcalm	157	63	24	49	21	40.1	15.3	31.2	13.4
09 Kalamazoo	389	102	133	38	116	26.2	34.2	9.8	29.8
11 Alger, Luce, Schoolcraft	30	10		7	13	33.3		23.3	43.3
12 Baraga, Houghton, Keweenaw	29	9	1	11	8	31.0	3.4	37.9	27.6
13 Antrim, Grand Traverse, Leelanau	90	59	1	25	5	65.6	1.1	27.8	5.6
14 Muskegon	314	159	11	101	43	50.6	3.5	32.2	13.7
15 Branch	49	12	2	19	16	24.5	4.1	38.8	32.7
17 Kent	707	317	127	122	141	44.8	18.0	17.3	19.9
19 Benzie, Manistee	20	9	3	8		45.0	15.0	40.0	
20 Ottawa	184	46	48	42	48	25.0	26.1	22.8	26.1
23 Iosco, Oscoda	29	10		15	4	34.5		51.7	13.8
25 Marquette	30	8	1	19	2	26.7	3.3	63.3	6.7
26 Alpena, Alcona, Montmorency, Presque Isle	68	21	12	28	7	30.9	17.6	41.2	10.3
27 Newago, Oceana	77	18	3	40	16	23.4	3.9	51.9	20.8
28 Missaukee, Wexford	52	23	3	23	3	44.2	5.8	44.2	5.8
30 Ingham	323	100	1	135	87	31.0	.3	41.8	26.9
32 Gogebic, Ontonagon	19	8	1	9	1	42.1	5.3	47.4	5.3
33 Charlevoix	24	12		12		50.0		50.0	
34 Roscommon, Arenac, Ogemaw	65	25	10	19	11	38.5	15.4	29.2	16.9
36 VanBuren	135	37	11	41	46	27.4	8.1	30.4	34.1
37 Calhoun	340	110	57	62	111	32.4	16.8	18.2	32.6
41 Dickinson, Iron, Menominee	47	15		18	14	31.9		38.3	29.8
43 Cass	72	30	5	13	24	41.7	6.9	18.1	33.3
45 St. Joseph	91	26		27	38	28.6		29.7	41.8
46 Otsego, Kalkaska, Crawford	63	30	5	22	6	47.6	7.9	34.9	9.5
47 Delta	35	7	2	12	14	20.0	5.7	34.3	40.0
48 Allegan	117	52	7	24	34	44.4	6.0	20.5	29.1
49 Mecosta, Osceola	73	24	12	31	6	32.9	16.4	42.5	8.2
50 Mackinac, Chippewa	43	13	5	13	12	30.2	11.6	30.2	27.9
51 Lake, Mason	48	19		27	2	39.6		56.3	4.2
53 Cheboygan	22	9	2	11		40.9	9.1	50.0	
56 Eaton	102	30	4	50	18	29.4	3.9	49.0	17.6
57 Emmet	27	17	2	8		63.0	7.4	29.6	

SOURCE: Basic Information Reports (BIR). \*Includes Delayed and Suspended Sentences and HYTA Probation. \*\*Includes Restitution and Costs.

# A2 2005 Criminal Court Dispositions by Offense and Type of Disposition — All Offenses

Page 1 of 21

Compiled Laws	Offense	VIOLATIONS ATTEMPTS Max. Penalty
28.2143-B	Lein Info - Unauthorized Disclosure 2nd+ Offense	4 ATTEMPTS
28.2931	State ID Card - False Application	5 ATTEMPTS
28.2951A	State ID Card - Altered/Forged/Used to Commit Felony	10 ATTEMPTS
28.2951A-A	State ID Card - Altered/Forged/Used to Commit Felony	10 ATTEMPTS
28.2951B-A	State ID Card - Altered/Forged/Used to Commit Felony or Misd	5 ATTEMPTS
28.729	Sex Offender - Fail to Register	4 ATTEMPTS
28.7291A	Sex Offender - Fail to Register	4 ATTEMPTS
28.7291B	Sex Offender - Fail to Register 2nd Offense	7 ATTEMPTS
168.932AB	Election Law - Using False Name to Vote	4 ATTEMPTS
205.271A	Taxes - Fail to File/False Return	5 ATTEMPTS
205.271B	Taxes - Aiding & Abetting Tax Evasion File False Returns	5 ATTEMPTS
205.271C	Taxes - Making/Permitting False Returns	5 ATTEMPTS
205.4282	Tobacco Products Tax Act Violations Felony	5 ATTEMPTS
257.1355B	Used Car Part Dealer - Falsify Record	2 ATTEMPTS
257.233A6	Motor Vehicles - Odometer Tampering	5 ATTEMPTS
257.254	MV Code - Intent to Pass False Title	10 ATTEMPTS
257.257	License Documents/Plates Forgery	5 ATTEMPTS
257.2573	Licese Documents/Plates Forgery 3rd+ Offense	15 ATTEMPTS
257.3096	Driver's License - Corrupting an Examining Officer	5 ATTEMPTS
257.3107A	Driver's License-Forged w/Int Commit Crime Max 10 yrs or More	10 ATTEMPTS
257.3107B	Driver's License-Forged w/Int Commit Crime Max 6 mos - < 10 yrs	5 ATTEMPTS
257.3109	Driver's License-Forged Possess 2 or More	5 ATTEMPTS
257.3291	Insurance Certificates - Possess/Sale of Stolen/Counterfeit	5 ATTEMPTS
257.602A2	Police Officer - Fleeing - 4th Degree Vehicle Code	2 ATTEMPTS
257.602A3-A	Police Officer - Fleeing - 3rd Degree Vehicle Code	5 ATTEMPTS

DISPOSITIONS				
Total	Prison 27%	Probation 48%	Jail* 19%	Other** 6%
60,446	17,464	28,131	11,286	3,565
8,925	872	5,149	2,161	743
1		1		
8	1	4	3	
2			2	
1		1		
2		1	1	
1			1	
1			1	
281	48	121	112	
88	2	36	49	1
8		6	2	
9		6	3	
8	4	2	2	
1		1		
8		6	2	
1		1		
7	4		3	
2		1	1	
4		4		
5		4	1	
2		2		
4		2	2	
78	7	53	16	2
5	1	4		
50	5	26	17	2
39		28	6	5
1			1	
1			1	
14	4	9	1	
2		2		
1		1		
3		1	2	
2		2		
17		12	2	3
5		5		
394	53	213	121	7
809	247	383	159	20
52	3	35	13	1

NOTE: Be sure to check for related offense codes when examining a particular type of crime. They may or may not be in sequential order or even on the same page.

# A2 2005 Criminal Court Dispositions by Offense and Type of Disposition — All Offenses

Page 2 of 21

Compiled Laws	Offense	VIOLATIONS ATTEMPTS Max. Penalty
257.602A3	Police Officer - Fleeing - 3rd Degree Vehicle Code	5 ATTEMPTS
257.602A4-A	Police Officer - Fleeing - 2nd Degree Vehicle Code	10 ATTEMPTS
257.602A5	Police Officer - Fleeing - 1st Degree Vehicle Code	15 ATTEMPTS
257.617	Fail to Stop at Accident - Result Serious Impairment/Death	5 ATTEMPTS
257.6173	Fail to Stop at Accident - At Fault Death Resulting	15 ATTEMPTS
257.6251	Drive M.V. Addict or Intox	15 ATTEMPTS
257.62510C	Operating - OWI, 3rd Offense	1 ATTEMPTS
257.6254	OWI - Causing Death	15 ATTEMPTS
257.6254A	OWI - Causing Death	15 ATTEMPTS
257.6255-A	OWI - Causing Serious Injury	5 ATTEMPTS
257.6255	OWI - Cause Incapacitating Injury	5 ATTEMPTS
257.6256	OWI - Impaired, 3rd Felony	5 ATTEMPTS
257.6256D	OWI - Impaired w/Contr. Sub, 3rd Offense	5 ATTEMPTS
257.6257A2	OWI - w/Occupant Less Than 16, 2nd+ Offense	5 ATTEMPTS
257.6259C	Operating - Allow Intox to Operate Causing Serious Injury	2 ATTEMPTS
257.626C	Driving - Felonious	2 ATTEMPTS
257.653A3	Emergency Vehicle - Careless Passing Injury Resulting	2 ATTEMPTS
257.903	Motor Vehicle Code - False Certification	5 ATTEMPTS
257.9032	Motor Vehicle Code - False Certification 2nd Offense	7 ATTEMPTS
257.9044	Operate - License Suspended/Revoked/ Denied Cause Death	15 ATTEMPTS
257.9045	Operate - License Suspended/Revoked/ Denied Cause Serious Injury	5 ATTEMPTS
259.183	Aircraft - Unlawful Taking/Tampering	5 ATTEMPTS
287.3232	Animals - Dangerous Animal Causing Serious Injury	4 ATTEMPTS
289.51072	Food Law - Felony Violations	4 ATTEMPTS
324.1608	Resist/Obstruct Conservation Officers	2 ATTEMPTS

DISPOSITIONS				
Total	Prison 27%	Probation 48%	Jail* 19%	Other** 6%
60,446	17,464	28,131	11,286	3,565
8,925	872	5,149	2,161	743
7	1	5	1	
1		1		
48	34	13		1
2	2			
1	1			
68	20	42	6	
12	10	1	1	
1			1	
1		1		
82	9	64	9	
71	56	15		
3	3			
5	3	2		
151	51	95	4	1
4		4		
2	1	1		
3	1		2	
1		1		
2,980	778	1,863	339	
5	1	3	1	
92	5	79	8	
1		1		
1			1	
34	4	28	2	
2		1	1	
47	8	30	8	1
7		2	5	
1		1		
15	15			
1		1		
29	13	14	1	1
1			1	
1		1		
1		1		
2			1	1
2		1	1	
2		1		1

NOTE: Be sure to check for related offense codes when examining a particular type of crime. They may or may not be in sequential order or even on the same page.



# A2 2005 Criminal Court Dispositions by Offense and Type of Disposition — All Offenses

Page 3 of 21

Compiled Laws	Offense	VIOLATIONS ATTEMPTS Max. Penalty
324.31152A	Water Resources Protection Violation	2
	ATTEMPTS	
324.51510	Fires - Willfully Set Forests	10
	ATTEMPTS	
324.80173	Marine Safety, Felonious Operation	2
	ATTEMPTS	
324.801765	Marine Safety, OUIL Cause Serious Injury	5
	ATTEMPTS	
324.89052	Litter - Infectious Waste	2
	ATTEMPTS	
333.16294	Health Profession - Unauthorized Practice	4
	Felony ATTEMPTS	
333.17766C1	Contr. Sub - Ephedrine/Pseudoephedrine Possess Over 12 Grams	2
	ATTEMPTS	
333.5210	AIDS - Sexual Penetration with Uninformed Partner	4
	ATTEMPTS	
333.73413	Contr. Sub - Imitation Mfg/Distribution	2
	ATTEMPTS	
333.7401	Contr. Sub - Delivery/Manufacture	LIFE
	ATTEMPTS	
333.74011	Contr. Sub - Delivery/Manufacture	LIFE
	ATTEMPTS	
333.74012A	Contr. Sub - Delivery/Manufacture (Narcotic or Cocaine)	LIFE
	ATTEMPTS	
333.74012A1	Contr. Sub - Del/Mfg (Narc. or Cocaine) 1,000 or More Grams	LIFE
	ATTEMPTS	
333.74012A2	Contr. Sub - Del/Mfg (Narc. or Cocaine) 450 - 999 Grams	30
	ATTEMPTS	
333.74012A3	Contr. Sub - Del/Mfg (Narc. or Cocaine) 50 - 449 Grams	20
	ATTEMPTS	
333.74012A4	Contr. Sub - Del/Mfg (Narc. or Cocaine) Under 50 Grams	20
	ATTEMPTS	
333.74012B-A	Contr. Sub - Del/Mfg (Schedules 1-3), Except Marij & Cocaine	7
	ATTEMPTS	
333.74012B-B	Contr. Sub - Del/Mfg (Subs added Schedules 1-3 by Rule)	7
	ATTEMPTS	
333.74012B	Contr. Sub - Del/Mfg (Schedules 1-3), Methamphetamine/Ecstasy	20
	ATTEMPTS	
333.74012B1	Contr. Sub - Del/Mfg Methamphetamine/Ecstasy	20
	ATTEMPTS	
333.74012C-A	Contr. Sub - Del/Mfg (Schedule 4)	4
	ATTEMPTS	
333.74012C-B	Contr. Sub - Del/Mfg (Added to Schedule 4 by Board Rule)	4
	ATTEMPTS	
333.74012D	Contr. Sub - Del/Mfg (Schedule 5)	2
	ATTEMPTS	
333.74012D1	Contr. Sub - Del/Mfg 45 or More Kilograms Marijuana	15
	ATTEMPTS	
333.74012D2	Contr. Sub - Del/Mfg 5 - < 45 Kilograms Marijuana	7
	ATTEMPTS	

DISPOSITIONS				
Total	Prison 27%	Probation 48%	Jail* 19%	Other** 6%
60,446	17,464	28,131	11,286	3,565
8,925	872	5,149	2,161	743
2		2		
1				1
1	1			
2		2		
1			1	
4	1	3		
3		3		
17	3	7	7	
2		1	1	
3		2	1	
140	24	52	55	9
3		2	1	
1			1	
13		1	12	
3			2	1
22	22			
29	27	2		
173	147	21	5	
7	3	2	2	
2,964	902	1,425	600	37
876	60	499	224	93
228	26	136	47	19
19	1	14	2	2
5	1		4	
6	1		5	
1	1			
244	165	62	8	9
15	4	7	2	2
47	4	32	10	1
2		1	1	
8		7	1	
3		3		
9	1	4	4	
165	19	95	49	2
1		1		
18	3	9	6	
3		2	1	

NOTE: Be sure to check for related offense codes when examining a particular type of crime. They may or may not be in sequential order or even on the same page.

# A2 2005 Criminal Court Dispositions by Offense and Type of Disposition — All Offenses

Page 4 of 21

Compiled Laws	Offense	VIOLETIONS ATTEMPTS Max. Penalty
333.74012D3	Contr. Sub - Del/Mfg Marijuana	4 ATTEMPTS
333.74012F	Prescription Forms - Del/Mfg/Intent	7 ATTEMPTS
333.7401B3A	Contr. Sub - Del/Mfg GBL	7 ATTEMPTS
333.7401C2A	Contr. Sub - Operate/Maintain A Lab	10 ATTEMPTS
333.7401C2B	Contr. Sub - Operate/Maintain Lab Near Minor	20 ATTEMPTS
333.7401C2C	Contr. Sub - Operate/Maintain Lab Involve Hazardous Waste	20 ATTEMPTS
333.7401C2D	Contr. Sub - Operate/Maintain Lab Near Specified Places	20 ATTEMPTS
333.7401C2F	Contr. Sub - Operate/Maintain Lab Involve Methamphetamine	20 ATTEMPTS
333.74022A	Contr. Sub - Create/Del/Counterfeit Sub (Narc/Meth/Ecstasy)	10 ATTEMPTS
333.74022B	Contr. Sub - Create/Del/Counterfeit Sub (Schedules 1-3)	5 ATTEMPTS
333.74022E	Contr. Sub - Create/Del/Analogue	15 ATTEMPTS
333.7403	Contr. Sub - Possession	LIFE ATTEMPTS
333.74032A	Contr. Sub - Poss (Narcotic or Cocaine)	LIFE ATTEMPTS
333.74032A1	Contr. Sub - Poss (Narcotic/Cocaine) 1,000 or More Grams	LIFE ATTEMPTS
333.74032A2	Contr. Sub - Poss (Narcotic/Cocaine) 450 - 999 Grams	30 ATTEMPTS
333.74032A3	Contr. Sub - Poss (Narcotic/Cocaine) 50 - 449 Grams	20 ATTEMPTS
333.74032A4	Contr. Sub - Poss (Narcotic/Cocaine) 25 - 49 Grams	4 ATTEMPTS
333.74032A5	Contr. Sub - Poss (Narcotic/Cocaine) Under 25 Grams	4 ATTEMPTS
333.74032B-A	Contr. Sub - Poss Analogues or Schedules 1-4	2 ATTEMPTS
333.74032B-B	Contr. Sub - Poss (Sub Added to Schedules 1-4 by Rule)	2 ATTEMPTS
333.74032B	Contr. Sub - Poss (Analogues/Meth/Ecstasy or Schedules 1-4)	2 ATTEMPTS
333.74032B1	Contr. Sub - Poss Methamphetamine/Ecstasy	10 ATTEMPTS
333.7405	Contr. Sub - License Violations	2 ATTEMPTS
333.7405D	Contr. Sub - Maintaining a Drug House	2 ATTEMPTS
333.7405E	Contr. Sub - Maintaining a Drug House	2 ATTEMPTS

DISPOSITIONS				
Total	Prison 27%	Probation 48%	Jail* 19%	Other** 6%
60,446	17,464	28,131	11,286	3,565
8,925	872	5,149	2,161	743
2,978	304	1,700	614	360
413	5	245	110	53
16	1	13	2	
3			2	1
1	1			
148	38	73	36	1
7		3	3	1
1	1			
19	14	5		
34	23	11		
3	1	2		
140	77	55	6	2
12	3	9		
5	1	2	2	
4	1	1	1	1
2		2		
11	2	6		3
1			1	
3		1	2	
1		1		
1	1			
24	19	2	3	
3	1	2		
44	5	26	13	
2		1	1	
5,951	540	3,484	1,831	96
721	9	452	222	38
637	34	445	125	33
51	5	34	10	2
17		11	4	2
705	132	424	131	18
56	6	33	12	5
1		1		
759	72	462	197	28
2		2		

NOTE: Be sure to check for related offense codes when examining a particular type of crime. They may or may not be in sequential order or even on the same page.

# A2 2005 Criminal Court Dispositions by Offense and Type of Disposition — All Offenses

Page 5 of 21

Compiled Laws	Offense	VIOLATIONS ATTEMPTS Max. Penalty
333.74071A	Contr. Sub - Licensee Distribute w/o Order Form	4 ATTEMPTS
333.74071C	Contr. Sub - Obtain by Fraud	4 ATTEMPTS
333.74071G	Contr. Sub - Counterfeit Prescription Form	4 ATTEMPTS
333.74101-A	Contr. Sub - Delivery to Minor (Narcotic/Cocaine) < 50 Grams	40 ATTEMPTS
333.74101-D	Contr. Sub - Delivery to Minor (Sched. 4 and Marijuana)	8 ATTEMPTS
333.74102-A	Contr. Sub - Del on School Property (Narc/Cocaine) < 50 Grams	60 ATTEMPTS
333.74103	Contr. Sub - Poss w/Int Del on School Prop (Narc/Cocaine) < 50 Grams	40 ATTEMPTS
333.74104-A	Contr. Sub - Poss on School Property (Narc/Cocaine) < 25 Grams	8 ATTEMPTS
333.74104-B	Contr. Sub - Poss on School Property (Schedules 1-4)	4 ATTEMPTS
333.74104-D	Contr. Sub - Poss Marijuana on School Property	2 ATTEMPTS
335.06	Contr. Sub - Sale/Mfg/Distribute Marijuana	4 ATTEMPTS
338.823A	Private Detectives - No License	4 ATTEMPTS
400.60	Fraud - Welfare	4 ATTEMPTS
400.601-B	Fraud - Welfare - Over \$500	4 ATTEMPTS
400.602-B	Fraud - Welfare (Failure to Inform) \$500 or More	4 ATTEMPTS
400.602	Fraud - Welfare (Failure to Inform)	4 ATTEMPTS
400.6031	Medicaid Fraud - False Statement in Benefit Application	4 ATTEMPTS
400.6033	Medicaid Fraud - Concealing Information	4 ATTEMPTS
400.6071	Medicaid Fraud - False Claim	4 ATTEMPTS
432.2181	Gambling Operations - Felony Violations	10 ATTEMPTS
432.2182	Gambling Activities - Felony Violations	10 ATTEMPTS
432.30	Lottery - Forging/Counterfeiting a Ticket	5 ATTEMPTS
445.65	Identity Theft	5 ATTEMPTS
445.67	Identity Theft - Obtain/Possess/Transfer ID w/Intent	5 ATTEMPTS
500.45111	Insurance - Fraudulent Acts	4 ATTEMPTS

DISPOSITIONS				
Total	Prison 27%	Probation 48%	Jail* 19%	Other** 6%
60,446	17,464	28,131	11,286	3,565
8,925	872	5,149	2,161	743
2		2		
212	18	160	30	4
90	1	71	17	1
10	3	7		
2	1	1		
6	6			
12	5	5	2	
2			1	1
11	11			
8	4	1	1	2
3		2	1	
1			1	
19		9	4	6
1			1	
1		1		
1			1	
20		18	2	
13		10	3	
267	1	259	7	
20		16	4	
1		1		
1		1		
5		4	1	
1		1		
1		1		
4		2	2	
5		3	2	
1		1		
74	11	54	6	3
6		5	1	
12	5	6	1	
61	10	39	9	3
6		6		

NOTE: Be sure to check for related offense codes when examining a particular type of crime. They may or may not be in sequential order or even on the same page.

# A2 2005 Criminal Court Dispositions by Offense and Type of Disposition — All Offenses

Page 6 of 21

Compiled Laws	Offense	VIOLATIONS ATTEMPTS Max. Penalty
500.45112	Insurance Fraud - Conspiracies	10
		ATTEMPTS
570.111010C1	Contractor - False Sworn Statements \$1,000 - < \$20,000	5
		ATTEMPTS
570.111010D1	Contractor - False Sworn Statements \$20,000 or More	10
		ATTEMPTS
570.152	Contractor - Fraudulent Use of Building Contract Fund	3
		ATTEMPTS
600.2907A2	Real Property - Encumber w/o Lawful Cause	3
		ATTEMPTS
722.675	Children - Distributing Obscene Matter to	2
		ATTEMPTS
750.10A	Sexually Delinquent Person	LIFE
		ATTEMPTS
750.110-A	Break & Enter - Unoccupied Bldg. w/Intent	10
		ATTEMPTS
750.110-B	Break & Enter - Occupied Bldg. w/Intent	15
		ATTEMPTS
750.110A2	Home Invasion - 1st Degree	20
		ATTEMPTS
750.110A3	Home Invasion - 2nd Degree	15
		ATTEMPTS
750.110A4	Home Invasion - 3rd Degree	5
		ATTEMPTS
750.111	Break & Enter - Entry w/o Breaking w/Intent	5
		ATTEMPTS
750.116	Burglar's Tools - Possession	10
		ATTEMPTS
750.117	Public Officer - Bribery	4
		ATTEMPTS
750.1227A	Witness - Bribe/Intimidate/Interfere	4
		ATTEMPTS
750.1227B	Witness - Bribe/Intimidate/Interfere Max > 10 yrs	10
		ATTEMPTS
750.1227C	Witness - Intimidate/Threaten to Kill or Injure	15
		ATTEMPTS
750.1228	Witness - Retaliate Against	10
		ATTEMPTS
750.1313C	Check - Non-Sufficient Funds \$500 or More	2
		ATTEMPTS
750.131A	Check - No Account or Insufficient Funds	2
		ATTEMPTS
750.131A1	Check - No Account	2
		ATTEMPTS
750.131A2	Check - Non-Sufficient Funds - 3 Within 10 Days	2
		ATTEMPTS
750.136	Cruelty to Children	15
		ATTEMPTS
750.136B2	Child Abuse - 1st Degree	15
		ATTEMPTS

DISPOSITIONS				
Total	Prison 27%	Probation 48%	Jail* 19%	Other** 6%
60,446	17,464	28,131	11,286	3,565
8,925	872	5,149	2,161	743
5		2	1	2
1				1
1		1		
1		1		
26	2	18	6	
2		2		
1			1	
12	5	6	1	
6	5		1	
1,965	705	779	260	221
403	78	192	85	48
1			1	
575	398	95	27	55
146	47	69	17	13
1,568	710	475	166	217
181	50	83	32	16
517	88	294	101	34
45	3	26	16	
133	37	58	19	19
13	1	7	4	1
93	36	36	12	9
19		11	7	1
2		2		
1		1		
16	5	6	4	1
9	3	5	1	
6	4	2		
7	2	4	1	
1		1		
3	2		1	
1	1			
100	14	73	11	2
9		7	2	
495	54	279	144	18
138	15	82	34	7
2		2		
23	22	1		
6	1	5		

NOTE: Be sure to check for related offense codes when examining a particular type of crime. They may or may not be in sequential order or even on the same page.

# A2 2005 Criminal Court Dispositions by Offense and Type of Disposition — All Offenses

Page 7 of 21

Compiled Laws	Offense	VIOLATIONS ATTEMPTS Max. Penalty	
750.136B3	Child Abuse - 2nd Degree	ATTEMPTS	4
750.136B4	Child Abuse - 3rd Degree	ATTEMPTS	2
750.145A-A	Children - Accosting for Immoral Purposes	ATTEMPTS	4
750.145C2	Child Sexually Abusive Activity	ATTEMPTS	20
750.145C3	Child Sexually Abusive Activity - Promote or Distribute	ATTEMPTS	7
750.145C4-A	Child Sexually Abusive Material - Possess	ATTEMPTS	4
750.145D2B	Computer/Internet - Comm w/Other Plan Crime Max 1 - < 2 yrs	ATTEMPTS	2
750.145D2C	Computer/Internet - Comm w/Other Plan Crime Max 2 - < 4 yrs	ATTEMPTS	4
750.145D2D	Computer/Internet - Comm w/Other Plan Crime Max 4 - < 10 yrs	ATTEMPTS	10
750.145D2E	Computer/Internet - Comm w/Other Plan Crime Max 10 - < 15 yrs	ATTEMPTS	15
750.145D2F	Computer/Internet - Comm w/Other Plan Crime Max 15+ yrs	ATTEMPTS	20
750.145N2	Vulnerable Adult Abuse - 2nd Degree	ATTEMPTS	4
750.145N3	Vulnerable Adult Abuse - 3rd Degree	ATTEMPTS	2
750.147B	Ethnic Intimidation	ATTEMPTS	2
750.157A	Compounding Offenses	ATTEMPTS	5
750.157AB	Conspiracy - Gambling Illegally	ATTEMPTS	5
750.157B2	Homicide - Solicitation of Murder	ATTEMPTS	LIFE
750.157N	Financial Transaction Device - Steal/Retain/Possess	ATTEMPTS	4
750.157N1	Financial Transaction Device - Steal/Retain w/o Consent	ATTEMPTS	4
750.157N2	Financial Transaction Device - Possess Fraudulent One	ATTEMPTS	4
750.157P	Financial Transaction Device - Possess w/Intent to Use/Sell	ATTEMPTS	4
750.157Q	Financial Transaction Device - Illegal Sale/Use	ATTEMPTS	4
750.157R	Financial Transaction Device - Forge/Alter/Counterfeit	ATTEMPTS	4
750.157U	Financial Transaction Device - Overcharging	ATTEMPTS	4
750.157V	Financial Transaction Device - False ID	ATTEMPTS	4

DISPOSITIONS				
Total	Prison 27%	Probation 48%	Jail* 19%	Other** 6%
60,446	17,464	28,131	11,286	3,565
8,925	872	5,149	2,161	743
87	15	46	23	3
14	2	9	3	
127	11	94	21	1
99	32	51	11	5
6	2	4		
91	74	14	1	2
6	2	3	1	
15	11			4
1		1		
114	37	66	4	7
5		5		
1		1		
45	18	21	4	2
35	14	20	1	
1		1		
3	3			
51	33	16		2
2		2		
2	1	1		
13	2	8	2	1
9	1	6	2	
2		2		
2		1	1	
5	5			
1		1		
2		1	1	
1,068	163	544	238	123
97	9	57	23	8
34		20	11	3
8		7		1
138	16	73	38	11
16	1	8	5	2
264	48	127	49	40
29	1	22	4	2
3		1	2	
2		2		
5		5		
2		2		
25	4	15	5	1
4		3	1	

NOTE: Be sure to check for related offense codes when examining a particular type of crime. They may or may not be in sequential order or even on the same page.

# A2 2005 Criminal Court Dispositions by Offense and Type of Disposition — All Offenses

Page 8 of 21

Compiled Laws	Offense	VIOLATIONS ATTEMPTS Max. Penalty
750.157W1C1	Financial Transaction Device - Fraud \$1,000 - < \$20,000	5 ATTEMPTS
750.158	Sodomy	15 ATTEMPTS
750.159I1	Criminal Enterprise - Conducting	20 ATTEMPTS
750.159I2	Criminal Enterprise - Acquire/Maintain	20 ATTEMPTS
750.159I3	Criminal Enterprise - Racketeering Proceeds	20 ATTEMPTS
750.160	Dead Bodies - Disinterment and Mutilation	10 ATTEMPTS
750.161	Desertion/Abandon/Non-Support	3 ATTEMPTS
750.165	Child Support - Fail to Pay	4 ATTEMPTS
750.174-B	Embezzlement - Agent or Trustee Over \$100	10 ATTEMPTS
750.174	Embezzlement - Agent or Trustee	10 ATTEMPTS
750.1744A	Embezzlement - Agent or Trustee \$1,000 - < \$20,000	5 ATTEMPTS
750.1744B	Embezzlement - Agent or Trustee \$200 - < \$1,000, 2nd+ Offense	5 ATTEMPTS
750.1745A	Embezzlement - Agent or Trustee \$20,000 or More	10 ATTEMPTS
750.1745B	Embezzlement - Agent or Trustee \$1,000 - < \$20,000, 3rd+ Offense	10 ATTEMPTS
750.174A4A	Embezzlement - Vulnerable Adult \$1,000 - < \$20,000	5 ATTEMPTS
750.174A5A	Embezzlement - Vulnerable Adult \$20,000 or More	10 ATTEMPTS
750.175	Embezzlement - Public Official Over \$50	10 ATTEMPTS
750.176	Embezzlement - Administrator/Executor/ Guardian	10 ATTEMPTS
750.1773A	Embezzlement - Chattel Mortgagor \$1,000 - < \$20,000	5 ATTEMPTS
750.180	Embezzlement - Financial Institutions	20 ATTEMPTS
750.1814A	Embezzlement - Jointly Held Property \$1,000 - < \$20,000	5 ATTEMPTS
750.1815A	Embezzlement - Jointly Held Property \$20,000 or More	10 ATTEMPTS
750.183-A	Escape - Aiding Prisoner - Felony	7 ATTEMPTS
750.186A	Escape - Juvenile Facility	4 ATTEMPTS
750.193	Escape - Prison	5 ATTEMPTS

DISPOSITIONS				
Total	Prison 27%	Probation 48%	Jail* 19%	Other** 6%
60,446	17,464	28,131	11,286	3,565
8,925	872	5,149	2,161	743
4	1	1	1	1
4	1	1	2	
1		1		
2	1		1	
30	14	14	2	
1		1		
2		2		
1		1		
1			1	
6	5		1	
57	9	37	11	
8	2	2	4	
913	84	753	76	
334	16	288	30	
20	3	1	16	
3	1	2		
2			2	
1		1		
479	42	338	38	61
98	4	84	6	4
9	4	3	2	
94	18	59	7	10
17	1	16		
2	1	1		
25	3	21		1
2		2		
5	1	3	1	
1		1		
13		13		
1		1		
1		1		
3		3		
5		5		
1			1	
1		1		
3	1	1	1	
1		1		
18	4	3	6	5
5		1	3	1
15	14		1	
3	2		1	

NOTE: Be sure to check for related offense codes when examining a particular type of crime. They may or may not be in sequential order or even on the same page.

# A2 2005 Criminal Court Dispositions by Offense and Type of Disposition — All Offenses

Page 9 of 21

Compiled Laws	Offense	VIOLETIONS ATTEMPTS Max. Penalty
750.1951	Escape - From Misdemeanor Jail Sentence	2
	ATTEMPTS	
750.1952	Escape - From Felony Jail Sentence	4
	ATTEMPTS	
750.1971	Escape - Awaiting Trial For Misdemeanor	2
	ATTEMPTS	
750.1972	Escape - Awaiting Trial for Felony	4
	ATTEMPTS	
750.197C-A	Assault of Prison Employee	4
	ATTEMPTS	
750.197C-B	Escape - From Jail Through Violence	4
	ATTEMPTS	
750.197C	Escape - From Jail Through Violence or Assault Prison Employee	4
	ATTEMPTS	
750.199A	Bond - Absconding or Forfeiting	4
	ATTEMPTS	
750.204A	Explosives - Send w/Intent to Frighten	5
	ATTEMPTS	
750.209-B	Explosives - Place Offensive Substance w/Intent To Alarm	5
	ATTEMPTS	
750.209A	Explosives - Possess w/Intent to Terrorize	10
	ATTEMPTS	
750.2102B	Explosives - Possess Bomb w/Unlawful Intent Cause Property Damage	20
	ATTEMPTS	
750.211A2A-A	Explosives - Mfg/Poss Molotov Cocktail	4
	ATTEMPTS	
750.211A2A	Explosives - Mfg/Poss Explosive/Other w/Malicious Intent	15
	ATTEMPTS	
750.211A2B	Explosives - Mfg/Poss Molotov Cocktail/ Other w/Property Damage	20
	ATTEMPTS	
750.213	Extortion	20
	ATTEMPTS	
750.2153	Impersonate Peace Officer to Commit Crime	4
	ATTEMPTS	
750.217B	False Personation - Utility Worker	2
	ATTEMPTS	
750.218	False Pretenses w/Intent to Defraud	10
	ATTEMPTS	
750.2184A	False Pretenses - \$1,000 - < \$20,000	5
	ATTEMPTS	
750.2184B	False Pretenses - \$200 - < \$1,000, 2nd Offense	5
	ATTEMPTS	
750.2185A	False Pretenses - \$20,000 or More	10
	ATTEMPTS	
750.218B	False Pretenses Over \$100	10
	ATTEMPTS	
750.219A2C1	Telecommunications - Avoid Payment \$1,000 - < \$20,000	5
	ATTEMPTS	
750.219E	Financial Institution - Unauthorized Credit Application	4
	ATTEMPTS	

DISPOSITIONS				
Total	Prison 27%	Probation 48%	Jail* 19%	Other** 6%
60,446	17,464	28,131	11,286	3,565
8,925	872	5,149	2,161	743
16	2	4	10	
33	16	7	10	
6	2		4	
3	2		1	
12	7	2	3	
68	53	4	10	1
14	8	4	2	
1	1			
1			1	
2	2			
2	2			
101	34	24	42	1
23	1	2	19	1
1	1			
1				1
1			1	
2	2			
1				
1		1		
1			1	
4		3		1
1		1		
5	3	2		
13	4	6	3	
3	2		1	
1			1	
3		1	2	
1		1		
214	43	129	30	12
52	4	33	14	1
1			1	
46	13	31	1	1
8	2	5		1
6		3	3	
4	2	2		
1		1		
11	5	3	3	
1		1		

NOTE: Be sure to check for related offense codes when examining a particular type of crime. They may or may not be in sequential order or even on the same page.

# A2 2005 Criminal Court Dispositions by Offense and Type of Disposition — All Offenses

Page 10 of 21

Compiled Laws	Offense	VIOLATIONS ATTEMPTS Max. Penalty
750.219F	Financial Institution - Forwarding Unauthorized Credit Appl	4 ATTEMPTS
750.2241-A	Weapons - Dangerous Weapon, Misc.	5 ATTEMPTS
750.2241-B	Weapons - Dangerous Weapon, Gas Ejecting Device	5 ATTEMPTS
750.224A	Weapons - Taser, Possess or Sale	4 ATTEMPTS
750.224B	Weapons - Firearms, Short-Barrel Shotgun/ Rifle	5 ATTEMPTS
750.224D2	Weapons - Dangerous Weapon, Self-Defense Spray	2 ATTEMPTS
750.224F	Weapons - Firearms, Possess by Felon	5 ATTEMPTS
750.226	Weapons - Dangerous Weapon, Carry w/Unlawful Intent	5 ATTEMPTS
750.227	Weapons - Carrying Concealed	5 ATTEMPTS
750.227A	Weapons - Firearms - Unlawful Possess By Security Guard	4 ATTEMPTS
750.227B-A	Weapons - Felony Firearm	2 ATTEMPTS
750.227B-B	Weapons - Felony Firearm, 2nd Offense	5 ATTEMPTS
750.227B	Weapons - Felony Firearm	10 ATTEMPTS
750.227C	Weapons - Firearms, Possess Loaded in Vehicle	2 ATTEMPTS
750.227F	Body Armor - Wear During Violent Crime	4 ATTEMPTS
750.227G9A	Weapons - Body Armor - Possess/Use By Violent Felon	4 ATTEMPTS
750.230	Weapons - Firearms, Altering ID Marks	2 ATTEMPTS
750.232A3	Weapons - Firearms, False Application	4 ATTEMPTS
750.234A	Weapons - Firearms, Discharge from Vehicle	4 ATTEMPTS
750.234B	Weapons - Firearms, Discharge in/at Bldg.	4 ATTEMPTS
750.2411	Obstructing Fireman/Public Utility Maintenance Person	4 ATTEMPTS
750.248	Forgery	14 ATTEMPTS
750.248A	Financial Transaction Device - Utter & Publish	4 ATTEMPTS
750.249	Uttering & Publishing	14 ATTEMPTS
750.249A	Financial Transaction Device - Forgery	4 ATTEMPTS

DISPOSITIONS				
Total	Prison 27%	Probation 48%	Jail* 19%	Other** 6%
60,446	17,464	28,131	11,286	3,565
8,925	872	5,149	2,161	743
1		1		
54	5	21	16	12
20		12	5	3
4		1	3	
28	3	13	12	
11		7	3	1
62	15	27	14	6
13	1	9	3	
6	2	1	3	
785	501	203	81	
24	3	12	9	
74	31	23	11	9
9	2	4	2	1
1,234	277	576	259	122
796	14	473	152	157
1			1	
582	534	22	1	25
11	11			
7	5			2
65	4	37	14	10
2	2			
3	2		1	
17	4	9	2	2
5	3	2		
1			1	
28	14	8	2	4
1		1		
70	40	21	8	1
8		5	3	
1			1	
313	89	158	55	11
42	5	23	13	1
15	2	12	1	
5		3	2	
2,597	602	1,344	504	147
738	61	433	218	26
3	1	1	1	
2			1	1

NOTE: Be sure to check for related offense codes when examining a particular type of crime. They may or may not be in sequential order or even on the same page.



# A2 2005 Criminal Court Dispositions by Offense and Type of Disposition — All Offenses

Page 11 of 21

Compiled Laws	Offense	VIOLETIONS ATTEMPTS Max. Penalty
750.250	Forgery of State Warrant	7
		ATTEMPTS
750.251	Forgery of Bank Bills/Promissory Notes	7
		ATTEMPTS
750.252	Utter & Publish - Possess Counterfeit Note w/Intent	7
		ATTEMPTS
750.253	Utter & Publish - Counterfeit Bills/Notes	5
		ATTEMPTS
750.254	Utter & Publish - Possess Counterfeit Bank/State/Bills	5
		ATTEMPTS
750.260	Counterfeiting - Coins/Possess 5 or More	LIFE
		ATTEMPTS
750.261	Counterfeiting - Coins/Possess Less Than 5	10
		ATTEMPTS
750.273	Fraud - Obtain Signature to Financial Document	10
		ATTEMPTS
750.279	Fraud - Disposition of Exhausted Property	4
		ATTEMPTS
750.280	Fraud - Common Law	10
		ATTEMPTS
750.282	Public Utility - Fraudulent Use	4
		ATTEMPTS
750.282B	Public Utility - Fraudulent Use Over \$500	4
		ATTEMPTS
750.285	Obtain Personal Identity Info w/o Permission	5
		ATTEMPTS
750.30	Adultery	4
		ATTEMPTS
750.300A1B	Food Stamps - Fraud > \$250 - < \$1,000	5
		ATTEMPTS
750.316-A	Homicide - Murder 1st Degree, Premeditated	LIFE
		ATTEMPTS
750.316-B	Homicide - Felony Murder	LIFE
		ATTEMPTS
750.316-C	Homicide - Open Murder, Statutory Short Form	LIFE
		ATTEMPTS
750.316	Homicide	LIFE
		ATTEMPTS
750.317	Homicide - Murder 2nd Degree	LIFE
		ATTEMPTS
750.321-A	Homicide - Manslaughter, Statutory Short Form	15
		ATTEMPTS
750.321-C	Homicide - Manslaughter, Involuntary	15
		ATTEMPTS
750.321-E	Homicide - Manslaughter with Motor Vehicle	15
		ATTEMPTS
750.321	Homicide - Manslaughter	15
		ATTEMPTS
750.324	Homicide - Negligent Homicide	2
		ATTEMPTS

DISPOSITIONS				
Total	Prison 27%	Probation 48%	Jail* 19%	Other** 6%
60,446	17,464	28,131	11,286	3,565
8,925	872	5,149	2,161	743
3			3	
2	1	1		
2		1	1	
5		3	2	
52	3	16	22	11
8		4	4	
16	4	6	5	1
1		1		
2	1		1	
1		1		
1				1
1		1		
6		2	4	
1	1			
1		1		
10	1	5	4	
5		5		
155	30	99	16	10
20		13	7	
1		1		
1		1		
1		1		
82	82			
40	39		1	
18	18			
8	8			
210	208		2	
42	40	1	1	
17	13	3	1	
2	1	1		
15	13	1		1
1	1			
10	6	4		
83	15	54	7	7

NOTE: Be sure to check for related offense codes when examining a particular type of crime. They may or may not be in sequential order or even on the same page.

# A2 2005 Criminal Court Dispositions by Offense and Type of Disposition — All Offenses

Page 12 of 21

Compiled Laws	Offense	VIOLATIONS ATTEMPTS Max. Penalty
750.329	Homicide - Manslaughter, Death by Weapon Aimed w/out Malice	15 ATTEMPTS
750.335A	Indecent Exposure (Sexually Delinquent Person)	1 ATTEMPTS
750.338	Gross Indecency Between Males, Commit/Procure	5 ATTEMPTS
750.338B	Gross Indecency Male and Female, Commit/Procure	5 ATTEMPTS
750.349	Kidnapping	LIFE ATTEMPTS
750.350	Kidnapping - Child Enticement	LIFE ATTEMPTS
750.3522B	Larceny By Conversion \$1,000 - < \$20,000 3rd+ Offense	10 ATTEMPTS
750.356	Larceny	10 ATTEMPTS
750.3562A	Larceny - \$20,000 or More	10 ATTEMPTS
750.3563A	Larceny - \$1,000 - < \$20,000	5 ATTEMPTS
750.3563B	Larceny - \$200 - < \$1,000, 2nd+ Offense	5 ATTEMPTS
750.356A-A	Larceny - From Motor Vehicle	5 ATTEMPTS
750.356A-B	Break and Enter - Vehicle Steal Property Over \$5	5 ATTEMPTS
750.356A-C	Break and Enter - Vehicle With Damage	5 ATTEMPTS
750.356A	Larceny - From Motor Vehicle	10 ATTEMPTS
750.356A1	Larceny - From Motor Vehicle	5 ATTEMPTS
750.356A2C1	Break and Enter - Vehicle Steal Property \$1,000 - < \$20,000	5 ATTEMPTS
750.356A2C2	Break and Enter - Vehicle Steal Prop \$200 - < \$1,000, 2nd+ Offense	5 ATTEMPTS
750.356A2D1	Break and Enter - Vehicle Steal Property \$20,000 or More	10 ATTEMPTS
750.356A3	Break and Enter - Vehicle With Damage	5 ATTEMPTS
750.356AB	Break and Enter - Vehicle Steal Property Over \$5	5 ATTEMPTS
750.356AC	Break and Enter - Vehicle With Damage	5 ATTEMPTS
750.356B	Break and Enter - Coin Telephone	4 ATTEMPTS
750.356C	Retail Fraud - 1st Degree	5 ATTEMPTS
750.357	Larceny from Person	10 ATTEMPTS

DISPOSITIONS				
Total	Prison 27%	Probation 48%	Jail* 19%	Other** 6%
60,446	17,464	28,131	11,286	3,565
8,925	872	5,149	2,161	743
5	3	1		1
7	7			
9		8	1	
34	13	15	4	2
5	1	3	1	
44	44			
9	6	2	1	
1	1			
1	1			
2	1	1		
9	1	2	5	1
2		1	1	
19	6	8	2	3
3	1	2		
284	52	146	52	34
52	2	33	12	5
2			1	1
4			4	
2		2		
2			2	
18	3	7	3	5
9		4	4	1
618	78	232	157	151
140	9	70	39	22
57	12	26	9	10
7		4	2	1
2	2			
3		3		
458	93	196	102	67
74	6	32	23	13
2			2	
1			1	
7	5	2		
5		1	4	
865	250	296	286	33
54	5	34	15	
397	134	160	68	35
64	15	30	16	3

NOTE: Be sure to check for related offense codes when examining a particular type of crime. They may or may not be in sequential order or even on the same page.

# A2 2005 Criminal Court Dispositions by Offense and Type of Disposition — All Offenses

Page 13 of 21

Compiled Laws	Offense	VIOLETIONS ATTEMPTS Max. Penalty	
750.357A	Larceny of Livestock	ATTEMPTS	4
750.357B	Weapons - Firearms - Larceny	ATTEMPTS	5
750.360	Larceny in Building	ATTEMPTS	4
750.362-A	Larceny By Conversion Over \$100 (obsolete)	ATTEMPTS	5
750.362	Larceny By Conversion	ATTEMPTS	10
750.3622A	Larceny by Conversion \$20,000 or More	ATTEMPTS	10
750.3623A	Larceny By Conversion \$1,000 - < \$20,000	ATTEMPTS	5
750.3623B	Larceny By Conversion \$200 - < \$1,000, 2nd+ Offense	ATTEMPTS	5
750.362A2A	Failure to Return Rented Property \$20,000 or More	ATTEMPTS	10
750.362A3A	Failure to Return Rented Property \$1,000 - < \$20,000	ATTEMPTS	5
750.363	Larceny by False Personation	ATTEMPTS	10
750.3632A	Larceny by False Personation \$20,000 or More	ATTEMPTS	10
750.3633A	Larceny by False Personation \$1,000 - < \$20,000	ATTEMPTS	5
750.377A	Malicious Destruction Personal Property	ATTEMPTS	10
750.377A1A1	Malicious Destruction Personal Property \$20,000 or More	ATTEMPTS	10
750.377A1B1	Malicious Destruction Personal Property \$1,000 - < \$20,000	ATTEMPTS	5
750.377A1B2	Mal. Destr. Personal Property \$200 - < \$1,000, 2nd+ Offense	ATTEMPTS	5
750.377AA	Malicious Destruction Personal Property	ATTEMPTS	4
750.377B	Malicious Destruction Fire/Police Property	ATTEMPTS	4
750.377C	School Bus - Intentional Damage	ATTEMPTS	5
750.379	MDOP - Bridges/Railroads/Locks	ATTEMPTS	4
750.380	Malicious Destruction Building	ATTEMPTS	10
750.3802A	Malicious Destruction Building \$20,000 or More	ATTEMPTS	10
750.3803A	Malicious Destruction Building \$1,000 - < \$20,000	ATTEMPTS	5
750.380A	Malicious Destruction Building Over \$100 (obsolete)	ATTEMPTS	4

DISPOSITIONS				
Total	Prison 27%	Probation 48%	Jail* 19%	Other** 6%
60,446	17,464	28,131	11,286	3,565
8,925	872	5,149	2,161	743
1				1
108	47	25	23	13
8	3	3	2	
1,653	275	801	395	182
497	30	278	157	32
1			1	
6		2	4	
2		2		
26	4	18	3	1
5	1	2	2	
105	35	54	14	2
16	1	11	4	
1		1		
4		3	1	
2		2		
30	3	23	4	
8	1	5	2	
1			1	
2		2		
4	1	1	2	
3		3		
2			2	
3	1		2	
10		7	2	1
242	39	120	35	48
42	4	25	9	4
5		3	1	1
4	1		3	
1			1	
225	55	102	58	10
71	4	37	24	6
10	10			
1				1
1			1	
5	2	3		
90	21	42	11	16
10	1	4	3	2
1			1	

NOTE: Be sure to check for related offense codes when examining a particular type of crime. They may or may not be in sequential order or even on the same page.

# A2 2005 Criminal Court Dispositions by Offense and Type of Disposition

## — All Offenses

Page 14 of 21

Compiled Laws	Offense	VIOLETIONS ATTEMPTS Max. Penalty
750.3821C1	Malicious Destr. Trees/Shrubs/etc. \$1,000 - < \$20,000	5 ATTEMPTS
750.383A	MDOP - Utility Property	4 ATTEMPTS
750.3875A	Malicious Destr. Tombs/Memorials \$1,000 - < \$20,000	5 ATTEMPTS
750.3942C	Throwing Objects at Trains/Cars Cause Injury	4 ATTEMPTS
750.397	Mayhem	10 ATTEMPTS
750.397A	Food - Place Harmful Objects In	10 ATTEMPTS
750.411A1B	False Report of a Felony	4 ATTEMPTS
750.411A2	False Bomb Threat	10 ATTEMPTS
750.411A3A	False Report/Threat of Bomb/Harmful Device	4 ATTEMPTS
750.411H2B	Stalking a Minor	5 ATTEMPTS
750.411I	Stalking - Aggravated	5 ATTEMPTS
750.411L	Money Laundering - 4th Degree	2 ATTEMPTS
750.411S2A	Unlawful Posting of Message	2 ATTEMPTS
750.413	Motor Vehicle - Unlawfully Driving Away	5 ATTEMPTS
750.414	Motor Vehicle - Unlawful Use	2 ATTEMPTS
750.4152	Motor Vehicle - Conceal/Misrepresent Identity to Mislead	4 ATTEMPTS
750.4155	Motor Vehicle - Possess/Deliver - ID Plates or Labels	4 ATTEMPTS
750.422-A	Perjury - Court Proceeding Capital Crime	LIFE ATTEMPTS
750.422-B	Perjury - Court Proceeding	15 ATTEMPTS
750.422	Perjury - Court Proceeding	LIFE ATTEMPTS
750.423	Perjury - Other Than Court Proceeding	15 ATTEMPTS
750.424-A	Perjury - Subornation, Other Than Court Proceeding	15 ATTEMPTS
750.425-A	Perjury - Incite/Procure, Other Than Court Proceeding	5 ATTEMPTS
750.425-B	Perjury - Incite/Procure, Court Proceeding	5 ATTEMPTS
750.4362A	Poison - Food/Drink/Medicine/Water Supply	15 ATTEMPTS

DISPOSITIONS				
Total	Prison 27%	Probation 48%	Jail* 19%	Other** 6%
60,446	17,464	28,131	11,286	3,565
8,925	872	5,149	2,161	743
10	1	3	3	3
2		1	1	
2		1	1	
3		1		2
1		1		
1	1			
1			1	
1		1		
221	17	128	49	27
61	4	39	18	
3	1	1	1	
26	2	12	5	7
4		4		
1		1		
175	55	98	20	2
24	3	13	8	
1		1		
3		1		2
918	309	319	176	114
232	29	109	66	28
637	62	318	214	43
18		6	11	1
7		4	3	
2		1	1	
2	2			
7	4	3		
6		6		
1		1		
2	1	1		
1	1			
1	1			
2	1		1	
1		1		
1	1			

NOTE: Be sure to check for related offense codes when examining a particular type of crime. They may or may not be in sequential order or even on the same page.

# A2 2005 Criminal Court Dispositions by Offense and Type of Disposition — All Offenses

Page 15 of 21

Compiled Laws	Offense	VIOLETIONS ATTEMPTS Max. Penalty
750.439	Polygamy	4 ATTEMPTS
750.451-B	Prostitution - 3rd Offense	2 ATTEMPTS
750.451-D	Prostitution - 3rd+ Offense	2 ATTEMPTS
750.452	Prostitution - Keeping House of	5 ATTEMPTS
750.455	Prostitution - Pandering	20 ATTEMPTS
750.457	Prostitution - Accepting Earnings	20 ATTEMPTS
750.478A2	Public Officer - Attempt to Obstruct Official Duties	2 ATTEMPTS
750.479-B	Police Officer/Public Officer - Resist and Obstruct	2 ATTEMPTS
750.479	Public Officer - Assault or Obstruct	20 ATTEMPTS
750.4792	Public Officer - Assault or Obstruct	2 ATTEMPTS
750.4793	Public Officer - Assault or Obstruct Cause Injury	4 ATTEMPTS
750.4794	Public Officer - Assault or Obstruct Cause Serious Impairment	10 ATTEMPTS
750.479A-B	Peace Officer - Resist Arrest Injury Inflicted	2 ATTEMPTS
750.479A	Police Officer - Fleeing (Penal Code)	15 ATTEMPTS
750.479A2	Police Officer - Fleeing (Penal Code) 4th Degree	2 ATTEMPTS
750.479A3	Police Officer - Fleeing (Penal Code) 3rd Degree	5 ATTEMPTS
750.479A4-A	Police Officer - Fleeing (Penal Code) 2nd Degree	10 ATTEMPTS
750.479A5-A	Police Officer - Fleeing (Penal Code) 1st Degree	15 ATTEMPTS
750.479B	Peace Officer - Disarming	10 ATTEMPTS
750.479B1	Peace Officer - Disarming Non-Firearm	4 ATTEMPTS
750.479B2	Peace Officer - Disarming Firearm	10 ATTEMPTS
750.483A2B	Interfere w/Crime Report Threat to Kill/Injure	10 ATTEMPTS
750.483A4B	Interfere w/Police Investigation Threat to Kill/Injure	10 ATTEMPTS
750.483A6A	Tamper w/Evidence	4 ATTEMPTS
750.483A6B	Tamper w/Evidence - Criminal Case Max > 10 yr Term	10 ATTEMPTS

DISPOSITIONS				
Total	Prison 27%	Probation 48%	Jail* 19%	Other** 6%
60,446	17,464	28,131	11,286	3,565
8,925	872	5,149	2,161	743
3		3		
10		1	9	
82	10	27	45	
1		1		
3		2	1	
1		1		
3	1	2		
79	22	4	53	
30	2	8	18	2
22	5	6	11	
3	2	1		
1		1		
2			2	
1				1
265	57	117	74	17
467	183	162	91	31
45	5	33	6	1
22	16	4	2	
1		1		
1	1			
2			2	
1		1		
3	2		1	
2	2			
15	8	5	1	1
6	3	2	1	
1	1			
1		1		
3		2		1
3		2	1	
2	2			

NOTE: Be sure to check for related offense codes when examining a particular type of crime. They may or may not be in sequential order or even on the same page.

# A2 2005 Criminal Court Dispositions by Offense and Type of Disposition — All Offenses

Page 16 of 21

Compiled Laws	Offense	VIOLETIONS ATTEMPTS Max. Penalty
750.49-A	Animals - Fighting	4
		ATTEMPTS
750.49-C	Animals - Fighting, Possess Equipment	4
		ATTEMPTS
750.491	Public Records - Remove/Mutilate/Destruct	2
		ATTEMPTS
750.50-A	Animals - Abandon/Cruelty, 2nd Offense	2
		ATTEMPTS
750.502D	Anhydrous Ammonia Container, Unauthorized Tampering	4
		ATTEMPTS
750.505-A	Obstruction of Justice	5
		ATTEMPTS
750.505-B	Accessory After the Fact to Felony	5
		ATTEMPTS
750.505	Common Law Offenses	5
		ATTEMPTS
750.505C	Common Law Offenses	5
		ATTEMPTS
750.50B	Animals - Killing/Torturing	4
		ATTEMPTS
750.50C7	Police Animal - Injure/Harass While Committing Crime	2
		ATTEMPTS
750.511	Railroads - Block/Wreck Track	LIFE
		ATTEMPTS
750.520B	CSC - 1st Degree - Multiple Variables	LIFE
		ATTEMPTS
750.520B1A	CSC - 1st Degree - Person Under 13	LIFE
		ATTEMPTS
750.520B1B	CSC - 1st Degree - Relationship	LIFE
		ATTEMPTS
750.520B1C	CSC - 1st Degree - During Felony	LIFE
		ATTEMPTS
750.520B1D	CSC - 1st Degree - Accomplices	LIFE
		ATTEMPTS
750.520B1E	CSC - 1st Degree - Weapon Used	LIFE
		ATTEMPTS
750.520B1F	CSC - 1st Degree - Personal Injury	LIFE
		ATTEMPTS
750.520B1G	CSC - 1st Degree - Injury to Incap. Victim	LIFE
		ATTEMPTS
750.520B1H	CSC - 1st Degree - Mentally Disabled Relationship	LIFE
		ATTEMPTS
750.520C	CSC - 2nd Degree - Multiple Variables	15
		ATTEMPTS
750.520C1A	CSC - 2nd Degree - Person Under 13	15
		ATTEMPTS
750.520C1B	CSC - 2nd Degree - Relationship	15
		ATTEMPTS
750.520C1C	CSC - 2nd Degree - During Felony	15
		ATTEMPTS

DISPOSITIONS				
Total	Prison 27%	Probation 48%	Jail* 19%	Other** 6%
60,446	17,464	28,131	11,286	3,565
8,925	872	5,149	2,161	743
1		1		
4		2		2
1			1	
1		1		
36	12	14	9	1
1		1		
29	4	9	14	2
9	4	2	3	
116	26	51	18	21
13	1	6	5	1
2		1	1	
3	2	1		
29	9	12	8	
3	1	2		
3	1	2		
1	1			
111	110		1	
6	5	1		
340	332	7	1	
19	14	3	2	
74	72		2	
5	4	1		
16	16			
3	3			
20	20			
33	32		1	
2	1	1		
5	5			
5	4	1		
155	99	46	9	1
12	3	7	2	
491	349	120	17	5
56	19	35	2	
126	72	47	7	
19	7	9	3	
10	6	3	1	
2	1		1	

NOTE: Be sure to check for related offense codes when examining a particular type of crime. They may or may not be in sequential order or even on the same page.

# A2 2005 Criminal Court Dispositions by Offense and Type of Disposition — All Offenses

Page 17 of 21

Compiled Laws	Offense	VIOLATIONS ATTEMPTS Max. Penalty
750.520C1D	CSC - 2nd Degree - Accomplices	15 ATTEMPTS
750.520C1E	CSC - 2nd Degree - Weapon Used	15 ATTEMPTS
750.520C1F	CSC - 2nd Degree - Personal Injury	15 ATTEMPTS
750.520C1G	CSC - 2nd Degree - Injury to Incap. Victim	15 ATTEMPTS
750.520C1H	CSC - 2nd Degree - Mentally Disabled Relationship	15 ATTEMPTS
750.520C1K	CSC - 2nd Degree - County Prisoner	15 ATTEMPTS
750.520D	CSC - 3rd Degree - Multiple Variables	15 ATTEMPTS
750.520D1A	CSC - 3rd Degree - Person 13-15	15 ATTEMPTS
750.520D1B	CSC - 3rd Degree - Force/Coercion	15 ATTEMPTS
750.520D1C	CSC - 3rd Degree - Incapacitated Victim	15 ATTEMPTS
750.520D1D	CSC - 3rd Degree - Incest	15 ATTEMPTS
750.520E	CSC - 4th Degree - Multiple Variables	2 ATTEMPTS
750.520E1A-A	CSC - 4th Degree - Victim 13-16	2 ATTEMPTS
750.520E1A	CSC - 4th Degree - Force/Coercion	2 ATTEMPTS
750.520E1B	CSC - 4th Degree - Incapacitated Victim	2 ATTEMPTS
750.520E1F-A	CSC - 4th Degree - Student	2 ATTEMPTS
750.520E1G	CSC - 4th Degree - Incest	2 ATTEMPTS
750.520G1	CSC - Assault w/Intent to Commit Sexual Penetration	10 ATTEMPTS
750.520G2	CSC - 2nd Degree Assault	5 ATTEMPTS
750.529	Robbery - Armed	LIFE ATTEMPTS
750.529A	Carjacking	LIFE ATTEMPTS
750.530	Robbery - Unarmed	15 ATTEMPTS
750.531-A	Bank Robbery	LIFE ATTEMPTS
750.531-B	Safe Breaking	LIFE ATTEMPTS
750.531	Bank Robbery/Safe Breaking	LIFE ATTEMPTS

DISPOSITIONS				
Total	Prison 27%	Probation 48%	Jail* 19%	Other** 6%
60,446	17,464	28,131	11,286	3,565
8,925	872	5,149	2,161	743
3	2		1	
3	3			
24	15	8	1	
4	1	3		
5	2	3		
6	5	1		
1	1			
2	1	1		
93	83	3	3	4
24	5	16	2	1
388	273	15	21	79
146	43	60	22	21
79	68	8	2	1
13	5	7	1	
14	13	1		
6	1	4	1	
26	24	1	1	
3	3			
136	32	81	17	6
195	44	110	31	10
238	50	129	49	10
26	2	20	4	
4		4		
27	10	14	3	
209	120	74	12	3
7	2	4	1	
70	29	33	7	1
4	1	2	1	
741	733	3	4	1
49	20	21	4	4
77	76	1		
12	7	2	3	
586	323	153	47	63
47	11	23	13	
86	72	14		
4	1	2	1	
40	32	6	1	1
13	7	2	3	1
2	1	1		
2		1	1	

NOTE: Be sure to check for related offense codes when examining a particular type of crime. They may or may not be in sequential order or even on the same page.

# A2 2005 Criminal Court Dispositions by Offense and Type of Disposition — All Offenses

Page 18 of 21

Compiled Laws	Offense	VIOLATIONS ATTEMPTS Max. Penalty
750.532	Seduction	5
		ATTEMPTS
750.535-A	Stolen Property - Rec & Conc Over \$100 (obsolete)	5
		ATTEMPTS
750.535	Stolen Property - Rec & Conc	10
		ATTEMPTS
750.5352A	Stolen Property - Rec & Conc \$20,000 or More	10
		ATTEMPTS
750.5352B	Stolen Property - Rec & Conc \$1,000 - < \$20,000, 3rd+ Offense	10
		ATTEMPTS
750.5353A	Stolen Property - Rec & Conc \$1,000 - < \$20,000	5
		ATTEMPTS
750.5353B	Stolen Property - Rec & Conc \$200 - < \$1,000, 2nd+ Offense	5
		ATTEMPTS
750.5357	Stolen Property - Rec & Conc Motor Vehicle	5
		ATTEMPTS
750.535A	Motor Vehicles - Operating a Chop Shop	10
		ATTEMPTS
750.535A2	Motor Vehicles - Operating a Chop Shop	10
		ATTEMPTS
750.535B	Weapons - Firearms - Receive & Conceal	10
		ATTEMPTS
750.539C	Eavesdropping	2
		ATTEMPTS
750.539D	Eavesdropping - Installing/Using	2
		ATTEMPTS
750.539J2A1	Surveilling Unclothed Person	2
		ATTEMPTS
750.539J2B	Capture/Distribute Image of Unclothed Person	5
		ATTEMPTS
750.540	Telephone - Tap/Cut Lines	2
		ATTEMPTS
750.540C2A	Telephone - Counterfeit Device Avoid Payment	4
		ATTEMPTS
750.540C4	Telecommunications - Access Device Violations	4
		ATTEMPTS
750.543M	False Report or Threat of Terrorism	20
		ATTEMPTS
750.72-A	Arson - Dwelling House	20
		ATTEMPTS
750.72-B	Arson - Dwelling House Curtilage	20
		ATTEMPTS
750.72	Arson - Dwelling House	20
		ATTEMPTS
750.73	Arson - Real Property	10
		ATTEMPTS
750.741C1	Arson - Personal Property \$1,000 - < \$20,000	5
		ATTEMPTS
750.741D1	Arson - Personal Property \$20,000 or More	10
		ATTEMPTS

DISPOSITIONS				
Total	Prison 27%	Probation 48%	Jail* 19%	Other** 6%
60,446	17,464	28,131	11,286	3,565
8,925	872	5,149	2,161	743
12	2	4	6	
6	4	1	1	
2			2	
7			6	1
60	21	25	12	2
11	2	3	5	1
1	1			
491	104	202	147	38
110	7	51	46	6
6	1	3	2	
1			1	
971	240	476	143	112
296	7	166	55	68
15		2	13	
4			4	
37	8	23	4	2
5	1	3	1	
116	40	47	17	12
20	6	11	2	1
2		2		
18	3	12	3	
5	1	4		
12	7	5		
103	13	56	32	2
1		1		
4		4		
3	2			1
66	43	16	3	4
18	3	14	1	
2	1		1	
2		2		
5	1	3	1	
1		1		
45	12	24	6	3
11	2	6	2	1
46	9	22	10	5
6		5	1	
10	3	5	1	1

NOTE: Be sure to check for related offense codes when examining a particular type of crime. They may or may not be in sequential order or even on the same page.



# A2 2005 Criminal Court Dispositions by Offense and Type of Disposition

## — All Offenses

Page 19 of 21

Compiled Laws	Offense	VIOLETIONS ATTEMPTS Max. Penalty
750.74B	Arson - Personal Property Over \$50	4
	ATTEMPTS	
750.75	Arson - Insured Property	10
	ATTEMPTS	
750.77-B	Arson - Prepare to Burn Real/Personal Property Over \$50	4
	ATTEMPTS	
750.77	Arson - Prepare to Burn Property	10
	ATTEMPTS	
750.771C1	Arson - Prepare to Burn Property \$1,000 - < \$20,000	5
	ATTEMPTS	
750.771D1	Arson - Prepare to Burn Property \$20,000 or More	10
	ATTEMPTS	
750.78	Arson - Woods/Prairies	4
	ATTEMPTS	
750.814	Domestic Violence, 3rd Offense	2
	ATTEMPTS	
750.81A3	Domestic Violence - Aggravated 2nd Offense	2
	ATTEMPTS	
750.81C2	Assault/Battery - of DHS Employee	2
	ATTEMPTS	
750.81D1	Police Officer - Assault/Resist/Obstruct	2
	ATTEMPTS	
750.81D2	Police Officer - Assault/Resist/Obstruct Cause Injury	4
	ATTEMPTS	
750.81D3	Police Officer - Assault/Resist/Obstruct Serious Impairment	15
	ATTEMPTS	
750.82	Felonious Assault	4
	ATTEMPTS	
750.822	Weapon-Free Schools - Assault with Dangerous Weapon	4
	ATTEMPTS	
750.83	Assault w/Intent to Murder	LIFE
	ATTEMPTS	
750.84	Assault w/Intent to do Great Body Harm Less Than Murder	10
	ATTEMPTS	
750.86	Assault w/Intent to Maim	10
	ATTEMPTS	
750.87	Assault w/Intent to Commit Felony	10
	ATTEMPTS	
750.88	Assault w/Intent to Rob While Unarmed	15
	ATTEMPTS	
750.89	Assault w/Intent to Rob While Armed	LIFE
	ATTEMPTS	
750.90BB	Asslt - Pregnant Individual Cause Great Bodily Harm to Fetus	10
	ATTEMPTS	
750.91	Homicide - Attempted Murder	LIFE
	ATTEMPTS	
752.10031	Health Care Fraud - False Claim	4
	ATTEMPTS	
752.10032	Health Care Fraud - Medically Unnecessary	4
	ATTEMPTS	

DISPOSITIONS				
Total	Prison 27%	Probation 48%	Jail* 19%	Other** 6%
60,446	17,464	28,131	11,286	3,565
8,925	872	5,149	2,161	743
1			1	
12	3	8	1	
1	1	1		
1		1		
11	6	5		
5		4		1
2		2		
5	1	2	2	
4	1		3	
410	78	205	127	
40	3	27	10	
6	3	1	2	
2,460	531	1,104	696	129
190	66	83	33	8
8	1	5	2	
3	2	1		
2,000	521	1,017	302	160
378	26	242	96	14
2				2
190	188		2	
1	1			
580	360	154	37	29
57	22	26	7	2
1		1		
10	4	4		2
3		2	1	
72	45	17	6	4
8	4	4		
149	131	16	2	
7	4	1	2	
1	1			
7	7			
37	1	36		
3		3		

NOTE: Be sure to check for related offense codes when examining a particular type of crime. They may or may not be in sequential order or even on the same page.

# A2 2005 Criminal Court Dispositions by Offense and Type of Disposition — All Offenses

Page 20 of 21

Compiled Laws	Offense	VIOLATIONS ATTEMPTS Max. Penalty
752.10033	Health Care Fraud - False Statement	4
	ATTEMPTS	
752.10542	Copy Audio/Video For Gain - Felony	5
	ATTEMPTS	
752.191	Felonious Driving	2
	ATTEMPTS	
752.541	Riot	10
	ATTEMPTS	
752.543	Unlawful Assembly	5
	ATTEMPTS	
752.794B	Computers - Fraudulent Access Over \$100	1
	ATTEMPTS	
752.7971C1	Computers - Fraudulent Access \$1,000 - < \$20,000	5
	ATTEMPTS	
752.7971D1	Computers - Fraudulent Access \$20,000 or More	10
	ATTEMPTS	
752.7972A	Computers - Unauthorized Access	5
	ATTEMPTS	
752.7973B	Computers - Use to Commit Crime Max > 1 - < 2 yrs	2
	ATTEMPTS	
752.7973C	Computers - Use to Commit Crime Max 2 - < 4 yrs	4
	ATTEMPTS	
752.7973D	Computers - Use to Commit Crime Max 4 - < 10 yrs	7
	ATTEMPTS	
752.7973E	Computers - Use to Commit Crime Max 10 - < 20 yrs	10
	ATTEMPTS	
752.7973F	Computers - Use to Commit Crime Max 20 yrs or More	20
	ATTEMPTS	
752.811	Break & Enter - Coin-Operated Device	3
	ATTEMPTS	
752.811A	Break & Enter - Coin-Operated Device	3
	ATTEMPTS	
752.811B	Break & Enter - Possess Tool to Open Coin-Operated Device	3
	ATTEMPTS	
752.861	Weapons - Firearms, Careless Use Cause Injury/Death	2
	ATTEMPTS	
767A.91A	Prosecutor's Investigative Subpoena Perjury	15
	ATTEMPTS	
800.2811	Prisons - Furnish Contraband to Prisoner In Prison	5
	ATTEMPTS	
800.2813	Prisons - Bringing Contraband Into	5
	ATTEMPTS	
800.2814	Prisons - Prisoner Possessing Contraband	5
	ATTEMPTS	
800.2833	Prisons - Bringing Weapon Into	5
	ATTEMPTS	
800.2834	Prisons - Prisoner Possessing Weapon	5
	ATTEMPTS	
801.2622	Jail - Prisoner Possess Weapon	5
	ATTEMPTS	

DISPOSITIONS				
Total	Prison 27%	Probation 48%	Jail* 19%	Other** 6%
60,446	17,464	28,131	11,286	3,565
8,925	872	5,149	2,161	743
2	1		1	
27		23	3	1
21		17	2	2
2	1		1	
2				2
2		1	1	
6	6			
11		8	1	2
1		1		
6		6		
4		4		
10		9	1	
57	29	22		6
2	1	1		
5	2	3		
35	35			
1				1
88	16	38	32	2
16	3	8	5	
1				1
20	2	12	2	4
1		1		
6	3	3		
1			1	
14	2	7	5	
4		3	1	
20	15	1	3	1
1	1			
40	40			
11	11			
5	2	1	2	
1			1	

NOTE: Be sure to check for related offense codes when examining a particular type of crime. They may or may not be in sequential order or even on the same page.

# A2 2005 Criminal Court Dispositions by Offense and Type of Disposition — All Offenses

Page 21 of 21

Compiled Laws	Offense	Violations Attempts Max. Penalty
801.2631	Jail - Furnish Contraband to Prisoner	5
	ATTEMPTS	
801.2632	Jails - Prisoner Possessing Contraband	5
	ATTEMPTS	

DISPOSITIONS				
Total	Prison 27%	Probation 48%	Jail* 19%	Other** 6%
60,446	17,464	28,131	11,286	3,565
8,925	872	5,149	2,161	743
9	3	5	1	
2		1	1	
22	2	6	14	
6	2	2	2	

**NOTE: Be sure to check for related offense codes when examining a particular type of crime. They may or may not be in sequential order or even on the same page.**

Offenders may have multiple dispositions.

\* Includes Fine, Restitution, and Costs.

\*\* Includes Delayed and Suspended Sentences and HYTA Probation.

Source: Basic Information Reports (BIR).

# A2a 2005 Criminal Court Dispositions by Offense and Type of Disposition — Non-Assaultive Offenses

Page 1 of 11

Compiled Laws	Offense	VIOLATIONS ATTEMPTS Max. Penalty
28.2143-B	Lein Info - Unauthorized Disclosure 2nd+ Offense	4 ATTEMPTS
28.2931	State ID Card - False Application	5 ATTEMPTS
28.2951A	State ID Card - Altered/Forged/Used to Commit Felony	10 ATTEMPTS
28.2951A-A	State ID Card - Altered/Forged/Used to Commit Felony	10 ATTEMPTS
28.2951B-A	State ID Card - Altered/Forged/Used to Commit Felony or Misd	5 ATTEMPTS
28.729	Sex Offender - Fail to Register	4 ATTEMPTS
28.7291A	Sex Offender - Fail to Register	4 ATTEMPTS
28.7291B	Sex Offender - Fail to Register 2nd Offense	7 ATTEMPTS
168.932AB	Election Law - Using False Name to Vote	4 ATTEMPTS
205.271A	Taxes - Fail to File/False Return	5 ATTEMPTS
205.271B	Taxes - Aiding & Abetting Tax Evasion File False Returns	5 ATTEMPTS
205.271C	Taxes - Making/Permitting False Returns	5 ATTEMPTS
205.4282	Tobacco Products Tax Act Violations Felony	5 ATTEMPTS
257.1355B	Used Car Part Dealer - Falsify Record	2 ATTEMPTS
257.233A6	Motor Vehicles - Odometer Tampering	5 ATTEMPTS
257.254	MV Code - Intent to Pass False Title	10 ATTEMPTS
257.257	License Documents/Plates Forgery	5 ATTEMPTS
257.2573	Licese Documents/Plates Forgery 3rd+ Offense	15 ATTEMPTS
257.3096	Driver's License - Corrupting an Examining Officer	5 ATTEMPTS
257.3107A	Driver's License-Forged w/Int Commit Crime Max 10 yrs or More	10 ATTEMPTS
257.3107B	Driver's License-Forged w/Int Commit Crime Max 6 mos - < 10 yrs	5 ATTEMPTS
257.3109	Driver's License-Forged Possess 2 or More	5 ATTEMPTS
257.3291	Insurance Certificates - Possess/Sale of Stolen/Counterfeit	5 ATTEMPTS
257.6251	Drive M.V. Addict or Intox	15 ATTEMPTS
257.62510C	Operating - OWI, 3rd Offense	1 ATTEMPTS

DISPOSITIONS				
Total	Prison 23%	Probation 50%	Jail* 19%	Other** 8%
28,557	7,388	13,784	5,189	2,196
5,220	435	3,017	1,291	477
1		1		
8	1	4	3	
2			2	
1		1		
2		1	1	
1			1	
1			1	
281	48	121	112	
88	2	36	49	1
8		6	2	
9		6	3	
8	4	2	2	
1		1		
8		6	2	
1		1		
7	4		3	
2		1	1	
4		4		
5		4	1	
2		2		
4		2	2	
78	7	53	16	2
5	1	4		
50	5	26	17	2
39		28	6	5
1			1	
1			1	
14	4	9	1	
2		2		
1		1		
3		1	2	
2		2		
17		12	2	3
5		5		
1			1	
1		1		
82	9	64	9	

**NOTE: Be sure to check for related offense codes when examining a particular type of crime. They may or may not be in sequential order or even on the same page.**

# A2a 2005 Criminal Court Dispositions by Offense and Type of Disposition — Non-Assaultive Offenses

Page 2 of 11

Compiled Laws	Offense	VIOLATIONS ATTEMPTS	Max. Penalty
257.6256	OWI - Impaired, 3rd Felony	ATTEMPTS	5
257.6256D	OWI - Impaired w/Contr. Sub, 3rd Offense	ATTEMPTS	5
257.6257A2	OWI - w/Occupant Less Than 16, 2nd+ Offense	ATTEMPTS	5
257.903	Motor Vehicle Code - False Certification	ATTEMPTS	5
257.9032	Motor Vehicle Code - False Certification 2nd Offense	ATTEMPTS	7
289.51072	Food Law - Felony Violations	ATTEMPTS	4
324.31152A	Water Resources Protection Violation	ATTEMPTS	2
324.89052	Litter - Infectious Waste	ATTEMPTS	2
333.16294	Health Profession - Unauthorized Practice Felony	ATTEMPTS	4
338.823A	Private Detectives - No License	ATTEMPTS	4
400.60	Fraud - Welfare	ATTEMPTS	4
400.601-B	Fraud - Welfare - Over \$500	ATTEMPTS	4
400.602-B	Fraud - Welfare (Failure to Inform) \$500 or More	ATTEMPTS	4
400.602	Fraud - Welfare (Failure to Inform)	ATTEMPTS	4
400.6031	Medicaid Fraud - False Statement in Benefit Application	ATTEMPTS	4
400.6033	Medicaid Fraud - Concealing Information	ATTEMPTS	4
400.6071	Medicaid Fraud - False Claim	ATTEMPTS	4
432.2181	Gambling Operations - Felony Violations	ATTEMPTS	10
432.2182	Gambling Activities - Felony Violations	ATTEMPTS	10
432.30	Lottery - Forging/Counterfeiting a Ticket	ATTEMPTS	5
445.65	Identity Theft	ATTEMPTS	5
445.67	Identity Theft - Obtain/Possess/Transfer ID w/Intent	ATTEMPTS	5
500.45111	Insurance - Fraudulent Acts	ATTEMPTS	4
500.45112	Insurance Fraud - Conspiracies	ATTEMPTS	10
570.111010C1	Contractor - False Sworn Statements \$1,000 - < \$20,000	ATTEMPTS	5

DISPOSITIONS				
Total	Prison 23%	Probation 50%	Jail* 19%	Other** 8%
28,557	7,388	13,784	5,189	2,196
5,220	435	3,017	1,291	477
3	1		2	
1		1		
2,980	778	1,863	339	
5	1	3	1	
92	5	79	8	
1		1		
47	8	30	8	1
7		2	5	
1		1		
2			1	1
2		1	1	
2		2		
1			1	
4	1	3		
3		3		
1		1		
1			1	
20		18	2	
13		10	3	
267	1	259	7	
20		16	4	
1		1		
1		1		
1		1		
5		4	1	
1		1		
1		1		
4		2	2	
5		3	2	
1		1		
74	11	54	6	3
6		5	1	
12	5	6	1	
61	10	39	9	3
6		6		
5		2	1	2
1				1
1		1		

**NOTE: Be sure to check for related offense codes when examining a particular type of crime. They may or may not be in sequential order or even on the same page.**

# A2a 2005 Criminal Court Dispositions by Offense and Type of Disposition — Non-Assaultive Offenses

Page 3 of 11

Compiled Laws	Offense	VIOLATIONS ATTEMPTS Max. Penalty
570.111010D1	Contractor - False Sworn Statements \$20,000 or More	10 ATTEMPTS
570.152	Contractor - Fraudulent Use of Building Contract Fund	3 ATTEMPTS
600.2907A2	Real Property - Encumber w/o Lawful Cause	3 ATTEMPTS
750.110-A	Break & Enter - Unoccupied Bldg. w/Intent	10 ATTEMPTS
750.110-B	Break & Enter - Occupied Bldg. w/Intent	15 ATTEMPTS
750.110A3	Home Invasion - 2nd Degree	15 ATTEMPTS
750.110A4	Home Invasion - 3rd Degree	5 ATTEMPTS
750.111	Break & Enter - Entry w/o Breaking w/Intent	5 ATTEMPTS
750.116	Burglar's Tools - Possession	10 ATTEMPTS
750.117	Public Officer - Bribery	4 ATTEMPTS
750.1227A	Witness - Bribe/Intimidate/Interfere	4 ATTEMPTS
750.1313C	Check - Non-Sufficient Funds \$500 or More	2 ATTEMPTS
750.131A	Check - No Account or Insufficient Funds	2 ATTEMPTS
750.131A1	Check - No Account	2 ATTEMPTS
750.131A2	Check - Non-Sufficient Funds - 3 Within 10 Days	2 ATTEMPTS
750.147B	Ethnic Intimidation	2 ATTEMPTS
750.157A	Compounding Offenses	5 ATTEMPTS
750.157AB	Conspiracy - Gambling Illegally	5 ATTEMPTS
750.157N	Financial Transaction Device - Steal/ Retain/Possess	4 ATTEMPTS
750.157N1	Financial Transaction Device - Steal/ Retain w/o Consent	4 ATTEMPTS
750.157N2	Financial Transaction Device - Possess Fraudulent One	4 ATTEMPTS
750.157P	Financial Transaction Device - Possess w/Intent to Use/Sell	4 ATTEMPTS
750.157Q	Financial Transaction Device - Illegal Sale/Use	4 ATTEMPTS
750.157R	Financial Transaction Device - Forge/ Alter/Counterfeit	4 ATTEMPTS
750.157U	Financial Transaction Device - Overcharging	4 ATTEMPTS

DISPOSITIONS				
Total	Prison 23%	Probation 50%	Jail* 19%	Other** 8%
28,557	7,388	13,784	5,189	2,196
5,220	435	3,017	1,291	477
1		1		
26	2	18	6	
2		2		
1			1	
1,965	705	779	260	221
403	78	192	85	48
1			1	
1,568	710	475	166	217
181	50	83	32	16
517	88	294	101	34
45	3	26	16	
133	37	58	19	19
13	1	7	4	1
93	36	36	12	9
19		11	7	1
2		2		
1		1		
16	5	6	4	1
9	3	5	1	
100	14	73	11	2
9		7	2	
495	54	279	144	18
138	15	82	34	7
13	2	8	2	1
9	1	6	2	
2		2		
2		1	1	
1,068	163	544	238	123
97	9	57	23	8
34		20	11	3
8		7		1
138	16	73	38	11
16	1	8	5	2
264	48	127	49	40
29	1	22	4	2
3		1	2	
2		2		
5		5		
2		2		

**NOTE: Be sure to check for related offense codes when examining a particular type of crime. They may or may not be in sequential order or even on the same page.**

# A2a 2005 Criminal Court Dispositions by Offense and Type of Disposition — Non-Assaultive Offenses

Page 4 of 11

Compiled Laws	Offense	VIOLATIONS ATTEMPTS Max. Penalty
750.157V	Financial Transaction Device - False ID	4
	ATTEMPTS	
750.157W1C1	Financial Transaction Device - Fraud	5
	\$1,000 - < \$20,000	ATTEMPTS
750.159I1	Criminal Enterprise - Conducting	20
	ATTEMPTS	
750.159I2	Criminal Enterprise - Acquire/Maintain	20
	ATTEMPTS	
750.159I3	Criminal Enterprise - Racketeering Proceeds	20
	ATTEMPTS	
750.160	Dead Bodies - Disinterment and Mutilation	10
	ATTEMPTS	
750.161	Desertion/Abandon/Non-Support	3
	ATTEMPTS	
750.165	Child Support - Fail to Pay	4
	ATTEMPTS	
750.174-B	Embezzlement - Agent or Trustee Over \$100	10
	ATTEMPTS	
750.174	Embezzlement - Agent or Trustee	10
	ATTEMPTS	
750.1744A	Embezzlement - Agent or Trustee	5
	\$1,000 - < \$20,000	ATTEMPTS
750.1744B	Embezzlement - Agent or Trustee \$200 -	5
	< \$1,000, 2nd+ Offense	ATTEMPTS
750.1745A	Embezzlement - Agent or Trustee	10
	\$20,000 or More	ATTEMPTS
750.1745B	Embezzlement - Agent or Trustee \$1,000 -	10
	< \$20,000, 3rd+ Offense	ATTEMPTS
750.174A4A	Embezzlement - Vulnerable Adult	5
	\$1,000 - < \$20,000	ATTEMPTS
750.174A5A	Embezzlement - Vulnerable Adult	10
	\$20,000 or More	ATTEMPTS
750.175	Embezzlement - Public Official Over \$50	10
	ATTEMPTS	
750.176	Embezzlement - Administrator/Executor/ Guardian	10
	ATTEMPTS	
750.1773A	Embezzlement - Chattel Mortgagor	5
	\$1,000 - < \$20,000	ATTEMPTS
750.180	Embezzlement - Financial Institutions	20
	ATTEMPTS	
750.1814A	Embezzlement - Jointly Held Property	5
	\$1,000 - < \$20,000	ATTEMPTS
750.1815A	Embezzlement - Jointly Held Property	10
	\$20,000 or More	ATTEMPTS
750.183-A	Escape - Aiding Prisoner - Felony	7
	ATTEMPTS	
750.186A	Escape - Juvenile Facility	4
	ATTEMPTS	
750.193	Escape - Prison	5
	ATTEMPTS	

DISPOSITIONS				
Total	Prison 23%	Probation 50%	Jail* 19%	Other** 8%
28,557	7,388	13,784	5,189	2,196
5,220	435	3,017	1,291	477
25	4	15	5	1
4		3	1	
4	1	1	1	1
4	1	1	2	
30	14	14	2	
1		1		
2		2		
1		1		
1			1	
6	5		1	
57	9	37	11	
8	2	2	4	
913	84	753	76	
334	16	288	30	
20	3	1	16	
3	1	2		
2			2	
1		1		
479	42	338	38	61
98	4	84	6	4
9	4	3	2	
94	18	59	7	10
17	1	16		
2	1	1		
25	3	21		1
2		2		
5	1	3	1	
1		1		
13		13		
1		1		
1		1		
3		3		
5		5		
1			1	
1		1		
3	1	1	1	
1		1		
18	4	3	6	5
5		1	3	1
15	14		1	
3	2		1	

NOTE: Be sure to check for related offense codes when examining a particular type of crime. They may or may not be in sequential order or even on the same page.

# A2a 2005 Criminal Court Dispositions by Offense and Type of Disposition

## — Non-Assaultive Offenses

Page 5 of 11

Compiled Laws	Offense	VIOLATIONS ATTEMPTS Max. Penalty
750.1951	Escape - From Misdemeanor Jail Sentence	2
	ATTEMPTS	
750.1952	Escape - From Felony Jail Sentence	4
	ATTEMPTS	
750.1971	Escape - Awaiting Trial For Misdemeanor	2
	ATTEMPTS	
750.1972	Escape - Awaiting Trial for Felony	4
	ATTEMPTS	
750.199A	Bond - Absconding or Forfeiting	4
	ATTEMPTS	
750.2153	Impersonate Peace Officer to Commit Crime	4
	ATTEMPTS	
750.217B	False Personation - Utility Worker	2
	ATTEMPTS	
750.218	False Pretenses w/Intent to Defraud	10
	ATTEMPTS	
750.2184A	False Pretenses - \$1,000 - < \$20,000	5
	ATTEMPTS	
750.2184B	False Pretenses - \$200 - < \$1,000, 2nd Offense	5
	ATTEMPTS	
750.2185A	False Pretenses - \$20,000 or More	10
	ATTEMPTS	
750.218B	False Pretenses Over \$100	10
	ATTEMPTS	
750.219A2C1	Telecommunications - Avoid Payment \$1,000 - < \$20,000	5
	ATTEMPTS	
750.219E	Financial Institution - Unauthorized Credit Application	4
	ATTEMPTS	
750.219F	Financial Institution - Forwarding Unauthorized Credit Appl	4
	ATTEMPTS	
750.2241-A	Weapons - Dangerous Weapon, Misc.	5
	ATTEMPTS	
750.2241-B	Weapons - Dangerous Weapon, Gas Ejecting Device	5
	ATTEMPTS	
750.224A	Weapons - Taser, Possess or Sale	4
	ATTEMPTS	
750.224B	Weapons - Firearms, Short-Barrel Shotgun/ Rifle	5
	ATTEMPTS	
750.224F	Weapons - Firearms, Possess by Felon	5
	ATTEMPTS	
750.226	Weapons - Dangerous Weapon, Carry w/Unlawful Intent	5
	ATTEMPTS	
750.227	Weapons - Carrying Concealed	5
	ATTEMPTS	
750.227A	Weapons - Firearms - Unlawful Possess By Security Guard	4
	ATTEMPTS	
750.227B-A	Weapons - Felony Firearm	2
	ATTEMPTS	
750.227B-B	Weapons - Felony Firearm, 2nd Offense	5
	ATTEMPTS	

DISPOSITIONS				
Total	Prison 23%	Probation 50%	Jail* 19%	Other** 8%
28,557	7,388	13,784	5,189	2,196
5,220	435	3,017	1,291	477
16	2	4	10	
33	16	7	10	
6	2		4	
3	2		1	
12	7	2	3	
101	34	24	42	1
23	1	2	19	1
3	2		1	
1			1	
3		1	2	
1		1		
214	43	129	30	12
52	4	33	14	1
1			1	
46	13	31	1	1
8	2	5		1
6		3	3	
4	2	2		
1		1		
11	5	3	3	
1		1		
54	5	21	16	12
20		12	5	3
4		1	3	
28	3	13	12	
11		7	3	1
62	15	27	14	6
13	1	9	3	
785	501	203	81	
24	3	12	9	
74	31	23	11	9
9	2	4	2	1
1,234	277	576	259	122
796	14	473	152	157
1			1	
582	534	22	1	25
11	11			

**NOTE: Be sure to check for related offense codes when examining a particular type of crime. They may or may not be in sequential order or even on the same page.**



# A2a 2005 Criminal Court Dispositions by Offense and Type of Disposition — Non-Assaultive Offenses

Page 6 of 11

Compiled Laws	Offense	VIOLETIONS ATTEMPTS	Max. Penalty
750.227B	Weapons - Felony Firearm	ATTEMPTS	10
750.227C	Weapons - Firearms, Possess Loaded in Vehicle	ATTEMPTS	2
750.227F	Body Armor - Wear During Violent Crime	ATTEMPTS	4
750.227G9A	Weapons - Body Armor - Possess/Use By Violent Felon	ATTEMPTS	4
750.230	Weapons - Firearms, Altering ID Marks	ATTEMPTS	2
750.232A3	Weapons - Firearms, False Application	ATTEMPTS	4
750.248	Forgery	ATTEMPTS	14
750.248A	Financial Transaction Device - Utter & Publish	ATTEMPTS	4
750.249	Uttering & Publishing	ATTEMPTS	14
750.249A	Financial Transaction Device - Forgery	ATTEMPTS	4
750.250	Forgery of State Warrant	ATTEMPTS	7
750.251	Forgery of Bank Bills/Promissory Notes	ATTEMPTS	7
750.252	Utter & Publish - Possess Counterfeit Note w/Intent	ATTEMPTS	7
750.253	Utter & Publish - Counterfeit Bills/Notes	ATTEMPTS	5
750.254	Utter & Publish - Possess Counterfeit Bank/State/Bills	ATTEMPTS	5
750.260	Counterfeiting - Coins/Possess 5 or More	LIFE ATTEMPTS	
750.261	Counterfeiting - Coins/Possess Less Than 5	ATTEMPTS	10
750.273	Fraud - Obtain Signature to Financial Document	ATTEMPTS	10
750.279	Fraud - Disposition of Exhausted Property	ATTEMPTS	4
750.280	Fraud - Common Law	ATTEMPTS	10
750.282	Public Utility - Fraudulent Use	ATTEMPTS	4
750.282B	Public Utility - Fraudulent Use Over \$500	ATTEMPTS	4
750.285	Obtain Personal Identity Info w/o Permission	ATTEMPTS	5
750.30	Adultery	ATTEMPTS	4
750.300A1B	Food Stamps - Fraud > \$250 - < \$1,000	ATTEMPTS	5

DISPOSITIONS				
Total	Prison 23%	Probation 50%	Jail* 19%	Other** 8%
28,557	7,388	13,784	5,189	2,196
5,220	435	3,017	1,291	477
7	5			2
65	4	37	14	10
2	2			
3	2		1	
17	4	9	2	2
5	3	2		
1			1	
313	89	158	55	11
42	5	23	13	1
15	2	12	1	
5		3	2	
2,597	602	1,344	504	147
738	61	433	218	26
3	1	1	1	
2			1	1
3			3	
2	1	1		
2		1	1	
5		3	2	
52	3	16	22	11
8		4	4	
16	4	6	5	1
1		1		
2	1		1	
1		1		
1				1
1		1		
1		1		
6		2	4	
1	1			
1		1		
10	1	5	4	
5		5		
155	30	99	16	10
20		13	7	
1		1		
1		1		
1		1		

**NOTE: Be sure to check for related offense codes when examining a particular type of crime. They may or may not be in sequential order or even on the same page.**

# A2a 2005 Criminal Court Dispositions by Offense and Type of Disposition — Non-Assaultive Offenses

Page 7 of 11

Compiled Laws	Offense	VOLATIONS ATTEMPTS Max. Penalty
750.3522B	Larceny By Conversion \$1,000 - < \$20,000 3rd+ Offense	10 ATTEMPTS
750.356	Larceny	10 ATTEMPTS
750.3562A	Larceny - \$20,000 or More	10 ATTEMPTS
750.3563A	Larceny - \$1,000 - < \$20,000	5 ATTEMPTS
750.3563B	Larceny - \$200 - < \$1,000, 2nd+ Offense	5 ATTEMPTS
750.356A-A	Larceny - From Motor Vehicle	5 ATTEMPTS
750.356A-B	Break and Enter - Vehicle Steal Property Over \$5	5 ATTEMPTS
750.356A-C	Break and Enter - Vehicle With Damage	5 ATTEMPTS
750.356A	Larceny - From Motor Vehicle	10 ATTEMPTS
750.356A1	Larceny - From Motor Vehicle	5 ATTEMPTS
750.356A2C1	Break and Enter - Vehicle Steal Property \$1,000 - < \$20,000	5 ATTEMPTS
750.356A2C2	Break and Enter - Vehicle Steal Prop \$200 - < \$1,000, 2nd+ Offense	5 ATTEMPTS
750.356A2D1	Break and Enter - Vehicle Steal Property \$20,000 or More	10 ATTEMPTS
750.356A3	Break and Enter - Vehicle With Damage	5 ATTEMPTS
750.356AB	Break and Enter - Vehicle Steal Property Over \$5	5 ATTEMPTS
750.356AC	Break and Enter - Vehicle With Damage	5 ATTEMPTS
750.356B	Break and Enter - Coin Telephone	4 ATTEMPTS
750.356C	Retail Fraud - 1st Degree	5 ATTEMPTS
750.357	Larceny from Person	10 ATTEMPTS
750.357A	Larceny of Livestock	4 ATTEMPTS
750.357B	Weapons - Firearms - Larceny	5 ATTEMPTS
750.360	Larceny in Building	4 ATTEMPTS
750.362-A	Larceny By Conversion Over \$100 (obsolete)	5 ATTEMPTS
750.362	Larceny By Conversion	10 ATTEMPTS
750.3622A	Larceny by Conversion \$20,000 or More	10 ATTEMPTS

DISPOSITIONS				
Total	Prison 23%	Probation 50%	Jail* 19%	Other** 8%
28,557	7,388	13,784	5,189	2,196
5,220	435	3,017	1,291	477
2	1	1		
9	1	2	5	1
2		1	1	
19	6	8	2	3
3	1	2		
284	52	146	52	34
52	2	33	12	5
2			1	1
4			4	
2		2		
2			2	
18	3	7	3	5
9		4	4	1
618	78	232	157	151
140	9	70	39	22
57	12	26	9	10
7		4	2	1
2	2			
3		3		
458	93	196	102	67
74	6	32	23	13
2			2	
1			1	
7	5	2		
5		1	4	
865	250	296	286	33
54	5	34	15	
397	134	160	68	35
64	15	30	16	3
1				1
108	47	25	23	13
8	3	3	2	
1,653	275	801	395	182
497	30	278	157	32
1			1	
6		2	4	
2		2		
26	4	18	3	1
5	1	2	2	

**NOTE: Be sure to check for related offense codes when examining a particular type of crime. They may or may not be in sequential order or even on the same page.**

# A2a 2005 Criminal Court Dispositions by Offense and Type of Disposition — Non-Assaultive Offenses

Page 8 of 11

Compiled Laws	Offense	VIOLATIONS ATTEMPTS	Max. Penalty
750.3623A	Larceny By Conversion \$1,000 - < \$20,000	ATTEMPTS	5
750.3623B	Larceny By Conversion \$200 - < \$1,000, 2nd+ Offense	ATTEMPTS	5
750.362A2A	Failure to Return Rented Property \$20,000 or More	ATTEMPTS	10
750.362A3A	Failure to Return Rented Property \$1,000 - < \$20,000	ATTEMPTS	5
750.363	Larceny by False Personation	ATTEMPTS	10
750.3632A	Larceny by False Personation \$20,000 or More	ATTEMPTS	10
750.3633A	Larceny by False Personation \$1,000 - < \$20,000	ATTEMPTS	5
750.377A	Malicious Destruction Personal Property	ATTEMPTS	10
750.377A1A1	Malicious Destruction Personal Property \$20,000 or More	ATTEMPTS	10
750.377A1B1	Malicious Destruction Personal Property \$1,000 - < \$20,000	ATTEMPTS	5
750.377A1B2	Mal. Destr. Personal Property \$200 - < \$1,000, 2nd+ Offense	ATTEMPTS	5
750.377AA	Malicious Destruction Personal Property	ATTEMPTS	4
750.379	MDOP - Bridges/Railroads/Locks	ATTEMPTS	4
750.380	Malicious Destruction Building	ATTEMPTS	10
750.3802A	Malicious Destruction Building \$20,000 or More	ATTEMPTS	10
750.3803A	Malicious Destruction Building \$1,000 - < \$20,000	ATTEMPTS	5
750.380A	Malicious Destruction Building Over \$100 (obsolete)	ATTEMPTS	4
750.3821C1	Malicious Destr. Trees/Shrubs/etc. \$1,000 - < \$20,000	ATTEMPTS	5
750.383A	MDOP - Utility Property	ATTEMPTS	4
750.3875A	Malicious Destr. Tombs/Memorials \$1,000 - < \$20,000	ATTEMPTS	5
750.411A1B	False Report of a Felony	ATTEMPTS	4
750.411A2	False Bomb Threat	ATTEMPTS	10
750.411A3A	False Report/Threat of Bomb/Harmful Device	ATTEMPTS	4
750.411L	Money Laundering - 4th Degree	ATTEMPTS	2
750.413	Motor Vehicle - Unlawfully Driving Away	ATTEMPTS	5

DISPOSITIONS				
Total	Prison 23%	Probation 50%	Jail* 19%	Other** 8%
28,557	7,388	13,784	5,189	2,196
5,220	435	3,017	1,291	477
105	35	54	14	2
16	1	11	4	
1		1		
4		3	1	
2		2		
30	3	23	4	
8	1	5	2	
1			1	
2		2		
4	1	1	2	
3		3		
2			2	
3	1		2	
10		7	2	1
242	39	120	35	48
42	4	25	9	4
5		3	1	1
4	1		3	
1			1	
1				1
1			1	
5	2	3		
90	21	42	11	16
10	1	4	3	2
1			1	
10	1	3	3	3
2		1	1	
2		1	1	
3		1		2
221	17	128	49	27
61	4	39	18	
3	1	1	1	
26	2	12	5	7
4		4		
1		1		
918	309	319	176	114
232	29	109	66	28

**NOTE: Be sure to check for related offense codes when examining a particular type of crime. They may or may not be in sequential order or even on the same page.**

# A2a 2005 Criminal Court Dispositions by Offense and Type of Disposition — Non-Assaultive Offenses

Page 9 of 11

Compiled Laws	Offense	VIOLATIONS ATTEMPTS	Max. Penalty
750.414	Motor Vehicle - Unlawful Use	ATTEMPTS	2
750.4152	Motor Vehicle - Conceal/Misrepresent Identity to Mislead	ATTEMPTS	4
750.4155	Motor Vehicle - Possess/Deliver - ID Plates or Labels	ATTEMPTS	4
750.422-A	Perjury - Court Proceeding Capital Crime	ATTEMPTS	LIFE
750.422-B	Perjury - Court Proceeding	ATTEMPTS	15
750.422	Perjury - Court Proceeding	ATTEMPTS	LIFE
750.423	Perjury - Other Than Court Proceeding	ATTEMPTS	15
750.424-A	Perjury - Subornation, Other Than Court Proceeding	ATTEMPTS	15
750.425-A	Perjury - Incite/Procure, Other Than Court Proceeding	ATTEMPTS	5
750.425-B	Perjury - Incite/Procure, Court Proceeding	ATTEMPTS	5
750.439	Polygamy	ATTEMPTS	4
750.451-B	Prostitution - 3rd Offense	ATTEMPTS	2
750.451-D	Prostitution - 3rd+ Offense	ATTEMPTS	2
750.452	Prostitution - Keeping House of	ATTEMPTS	5
750.457	Prostitution - Accepting Earnings	ATTEMPTS	20
750.478A2	Public Officer - Attempt to Obstruct Official Duties	ATTEMPTS	2
750.483A6A	Tamper w/Evidence	ATTEMPTS	4
750.483A6B	Tamper w/Evidence - Criminal Case Max >10 yr Term	ATTEMPTS	10
750.49-A	Animals - Fighting	ATTEMPTS	4
750.49-C	Animals - Fighting, Possess Equipment	ATTEMPTS	4
750.491	Public Records - Remove/Mutilate/Destruct	ATTEMPTS	2
750.50-A	Animals - Abandon/Cruelty, 2nd Offense	ATTEMPTS	2
750.502D	Anhydrous Ammonia Container, Unauthorized Tampering	ATTEMPTS	4
750.505-A	Obstruction of Justice	ATTEMPTS	5
750.505-B	Accessory After the Fact to Felony	ATTEMPTS	5

DISPOSITIONS				
Total	Prison 23%	Probation 50%	Jail* 19%	Other** 8%
28,557	7,388	13,784	5,189	2,196
5,220	435	3,017	1,291	477
637	62	318	214	43
18		6	11	1
7		4	3	
2		1	1	
2	2			
7	4	3		
6		6		
1		1		
2	1	1		
1	1			
1	1			
2	1		1	
3		3		
10		1	9	
82	10	27	45	
1		1		
1		1		
3	1	2		
3		2		1
3		2	1	
2	2			
1		1		
4		2		2
1			1	
1		1		
36	12	14	9	1
1		1		
29	4	9	14	2
9	4	2	3	
116	26	51	18	21
13	1	6	5	1

**NOTE: Be sure to check for related offense codes when examining a particular type of crime. They may or may not be in sequential order or even on the same page.**

# A2a 2005 Criminal Court Dispositions by Offense and Type of Disposition — Non-Assaultive Offenses

Page 10 of 11

Compiled Laws	Offense	VIOLATIONS ATTEMPTS	Max. Penalty
750.505	Common Law Offenses	ATTEMPTS	5
750.505C	Common Law Offenses	ATTEMPTS	5
750.50B	Animals - Killing/Torturing	ATTEMPTS	4
750.535-A	Stolen Property - Rec & Conc Over \$100 (obsolete)	ATTEMPTS	5
750.535	Stolen Property - Rec & Conc	ATTEMPTS	10
750.5352A	Stolen Property - Rec & Conc \$20,000 or More	ATTEMPTS	10
750.5352B	Stolen Property - Rec & Conc \$1,000 - < \$20,000, 3rd+ Offense	ATTEMPTS	10
750.5353A	Stolen Property - Rec & Conc \$1,000 - < \$20,000	ATTEMPTS	5
750.5353B	Stolen Property - Rec & Conc \$200 - < \$1,000, 2nd+ Offense	ATTEMPTS	5
750.5357	Stolen Property - Rec & Conc Motor Vehicle	ATTEMPTS	5
750.535A	Motor Vehicles - Operating a Chop Shop	ATTEMPTS	10
750.535A2	Motor Vehicles - Operating a Chop Shop	ATTEMPTS	10
750.535B	Weapons - Firearms - Receive & Conceal	ATTEMPTS	10
750.539C	Eavesdropping	ATTEMPTS	2
750.539D	Eavesdropping - Installing/Using	ATTEMPTS	2
750.540	Telephone - Tap/Cut Lines	ATTEMPTS	2
750.540C2A	Telephone - Counterfeit Device Avoid Payment	ATTEMPTS	4
750.540C4	Telecommunications - Access Device Violations	ATTEMPTS	4
750.543M	False Report or Threat of Terrorism	ATTEMPTS	20
752.10031	Health Care Fraud - False Claim	ATTEMPTS	4
752.10032	Health Care Fraud - Medically Unnecessary	ATTEMPTS	4
752.10033	Health Care Fraud - False Statement	ATTEMPTS	4
752.10542	Copy Audio/Video For Gain - Felony	ATTEMPTS	5
752.543	Unlawful Assembly	ATTEMPTS	5
752.794B	Computers - Fraudulent Access Over \$100	ATTEMPTS	1

DISPOSITIONS				
Total	Prison 23%	Probation 50%	Jail* 19%	Other** 8%
28,557	7,388	13,784	5,189	2,196
5,220	435	3,017	1,291	477
2		1	1	
3	2	1		
29	9	12	8	
3	1	2		
6	4	1	1	
2			2	
7			6	1
60	21	25	12	2
11	2	3	5	1
1	1			
491	104	202	147	38
110	7	51	46	6
6	1	3	2	
1			1	
971	240	476	143	112
296	7	166	55	68
15		2	13	
4			4	
37	8	23	4	2
5	1	3	1	
116	40	47	17	12
20	6	11	2	1
2		2		
18	3	12	3	
103	13	56	32	2
1		1		
4		4		
3	2			1
37	1	36		
3		3		
2	1		1	
27		23	3	1
21		17	2	2
2		1	1	
6	6			

**NOTE: Be sure to check for related offense codes when examining a particular type of crime. They may or may not be in sequential order or even on the same page.**

# A2a 2005 Criminal Court Dispositions by Offense and Type of Disposition — Non-Assaultive Offenses

Page 11 of 11

Compiled Laws	Offense	VIOLATIONS ATTEMPTS	Max. Penalty
752.7971C1	Computers - Fraudulent Access < \$20,000	\$1,000 - ATTEMPTS	5
752.7971D1	Computers - Fraudulent Access or More	\$20,000 ATTEMPTS	10
752.7972A	Computers - Unauthorized Access	ATTEMPTS	5
752.7973B	Computers - Use to Commit Crime Max > 1 - < 2 yrs	ATTEMPTS	2
752.7973C	Computers - Use to Commit Crime Max 2 - < 4 yrs	ATTEMPTS	4
752.7973D	Computers - Use to Commit Crime Max 4 - < 10 yrs	ATTEMPTS	7
752.7973E	Computers - Use to Commit Crime Max 10 - < 20 yrs	ATTEMPTS	10
752.7973F	Computers - Use to Commit Crime Max 20 yrs or More	ATTEMPTS	20
752.811	Break & Enter - Coin-Operated Device	ATTEMPTS	3
752.811A	Break & Enter - Coin-Operated Device	ATTEMPTS	3
752.811B	Break & Enter - Possess Tool to Open Coin-Operated Device	ATTEMPTS	3
767A.91A	Prosecutor's Investigative Subpoena Perjury	ATTEMPTS	15
800.2811	Prisons - Furnish Contraband to Prisoner In Prison	ATTEMPTS	5
800.2813	Prisons - Bringing Contraband Into	ATTEMPTS	5
800.2814	Prisons - Prisoner Possessing Contraband	ATTEMPTS	5
800.2833	Prisons - Bringing Weapon Into	ATTEMPTS	5
800.2834	Prisons - Prisoner Possessing Weapon	ATTEMPTS	5
801.2622	Jail - Prisoner Possess Weapon	ATTEMPTS	5
801.2631	Jail - Furnish Contraband to Prisoner	ATTEMPTS	5
801.2632	Jails - Prisoner Possessing Contraband	ATTEMPTS	5

DISPOSITIONS				
Total	Prison 23%	Probation 50%	Jail* 19%	Other** 8%
28,557	7,388	13,784	5,189	2,196
5,220	435	3,017	1,291	477
11		8	1	2
1		1		
6		6		
4		4		
10		9	1	
57	29	22		6
2	1	1		
5	2	3		
35	35			
1				1
88	16	38	32	2
16	3	8	5	
1				1
1		1		
6	3	3		
1			1	
14	2	7	5	
4		3	1	
20	15	1	3	1
1	1			
40	40			
11	11			
5	2	1	2	
1			1	
9	3	5	1	
2		1	1	
22	2	6	14	
6	2	2	2	

**NOTE: Be sure to check for related offense codes when examining a particular type of crime. They may or may not be in sequential order or even on the same page.**

Offenders may have multiple dispositions.

\* Includes Fine, Restitution, and Costs.

\*\* Includes Delayed and Suspended Sentences and HYTA Probation.

SOURCE: Basic Information Reports (BIR).

# A2b 2005 Criminal Court Dispositions by Offense and Type of Disposition — Drug Offenses

Page 1 of 3

Compiled Laws	Offense	VIOLATIONS ATTEMPTS Max. Penalty
333.17766C1	Contr. Sub - Ephedrine/Pseudoephedrine Possess Over 12 Grams	2 ATTEMPTS
333.73413	Contr. Sub - Imitation Mfg/Distribution	2 ATTEMPTS
333.7401	Contr. Sub - Delivery/Manufacture	LIFE ATTEMPTS
333.74011	Contr. Sub - Delivery/Manufacture	LIFE ATTEMPTS
333.74012A	Contr. Sub - Delivery/Manufacture (Narcotic or Cocaine)	LIFE ATTEMPTS
333.74012A1	Contr. Sub - Del/Mfg (Narc. or Cocaine) 1,000 or More Grams	LIFE ATTEMPTS
333.74012A2	Contr. Sub - Del/Mfg (Narc. or Cocaine) 450 - 999 Grams	30 ATTEMPTS
333.74012A3	Contr. Sub - Del/Mfg (Narc. or Cocaine) 50 - 449 Grams	20 ATTEMPTS
333.74012A4	Contr. Sub - Del/Mfg (Narc. or Cocaine) Under 50 Grams	20 ATTEMPTS
333.74012B-A	Contr. Sub - Del/Mfg (Schedules 1-3), Except Marij & Cocaine	7 ATTEMPTS
333.74012B-B	Contr. Sub - Del/Mfg (Subs added Schedules 1-3 by Rule)	7 ATTEMPTS
333.74012B	Contr. Sub - Del/Mfg (Schedules 1-3), Methamphetamine/Ecstasy	20 ATTEMPTS
333.74012B1	Contr. Sub - Del/Mfg Methamphetamine/Ecstasy	20 ATTEMPTS
333.74012C-A	Contr. Sub - Del/Mfg (Schedule 4)	4 ATTEMPTS
333.74012C-B	Contr. Sub - Del/Mfg (Added to Schedule 4 by Board Rule)	4 ATTEMPTS
333.74012D	Contr. Sub - Del/Mfg (Schedule 5)	2 ATTEMPTS
333.74012D1	Contr. Sub - Del/Mfg 45 or More Kilograms Marijuana	15 ATTEMPTS
333.74012D2	Contr. Sub - Del/Mfg 5 - <45 Kilograms Marijuana	7 ATTEMPTS
333.74012D3	Contr. Sub - Del/Mfg Marijuana	4 ATTEMPTS
333.74012F	Prescription Forms - Del/Mfg/Intent	7 ATTEMPTS
333.7401B3A	Contr. Sub - Del/Mfg GBL	7 ATTEMPTS
333.7401C2A	Contr. Sub - Operate/Maintain A Lab	10 ATTEMPTS
333.7401C2B	Contr. Sub - Operate/Maintain Lab Near Minor	20 ATTEMPTS
333.7401C2C	Contr. Sub - Operate/Maintain Lab Involve Hazardous Waste	20 ATTEMPTS
333.7401C2D	Contr. Sub - Operate/Maintain Lab Near Specified Places	20 ATTEMPTS

DISPOSITIONS				
Total	Prison 15%	Probation 56%	Jail* 24%	Other** 5%
15,930	2,664	8,799	3,832	635
2,248	96	1,351	603	198
17	3	7	7	
140	24	52	55	9
3		2	1	
1			1	
13		1	12	
3			2	1
22	22			
29	27	2		
173	147	21	5	
7	3	2	2	
2,964	902	1,425	600	37
876	60	499	224	93
228	26	136	47	19
19	1	14	2	2
5	1		4	
6	1		5	
1	1			
244	165	62	8	9
15	4	7	2	2
47	4	32	10	1
2		1	1	
8		7	1	
3		3		
9	1	4	4	
165	19	95	49	2
1		1		
18	3	9	6	
3		2	1	
2,978	304	1,700	614	360
413	5	245	110	53
16	1	13	2	
3			2	1
1	1			
148	38	73	36	1
7		3	3	1
1	1			
19	14	5		
34	23	11		
3	1	2		

NOTE: Be sure to check for related offense codes when examining a particular type of crime. They may or may not be in sequential order or even on the same page.

# A2b 2005 Criminal Court Dispositions by Offense and Type of Disposition — Drug Offenses

Page 2 of 3

Compiled Laws	Offense	VIOLATIONS ATTEMPTS Max. Penalty
333.7401C2F	Contr. Sub - Operate/Maintain Lab Involve Methamphetamine	20 ATTEMPTS
333.74022A	Contr. Sub - Create/Del/Counterfeit Sub (Narc/Meth/Ecstasy)	10 ATTEMPTS
333.74022B	Contr. Sub - Create/Del/Counterfeit Sub (Schedules 1-3)	5 ATTEMPTS
333.74022E	Contr. Sub - Create/Del/Analogue	15 ATTEMPTS
333.7403	Contr. Sub - Possession	LIFE ATTEMPTS
333.74032A	Contr. Sub - Poss (Narcotic or Cocaine)	LIFE ATTEMPTS
333.74032A1	Contr. Sub - Poss (Narcotic/Cocaine) 1,000 or More Grams	LIFE ATTEMPTS
333.74032A2	Contr. Sub - Poss (Narcotic/Cocaine) 450 - 999 Grams	30 ATTEMPTS
333.74032A3	Contr. Sub - Poss (Narcotic/Cocaine) 50 - 449 Grams	20 ATTEMPTS
333.74032A4	Contr. Sub - Poss (Narcotic/Cocaine) 25 - 49 Grams	4 ATTEMPTS
333.74032A5	Contr. Sub - Poss (Narcotic/Cocaine) Under 25 Grams	4 ATTEMPTS
333.74032B-A	Contr. Sub - Poss Analogues or Schedules 1-4	2 ATTEMPTS
333.74032B-B	Contr. Sub - Poss (Sub Added to Schedules 1-4 by Rule)	2 ATTEMPTS
333.74032B	Contr. Sub - Poss (Analogues/Meth/Ecstasy or Schedules 1-4)	2 ATTEMPTS
333.74032B1	Contr. Sub - Poss Methamphetamine/Ecstasy	10 ATTEMPTS
333.7405	Contr. Sub - License Violations	2 ATTEMPTS
333.7405D	Contr. Sub - Maintaining a Drug House	2 ATTEMPTS
333.7405E	Contr. Sub - Maintaining a Drug House	2 ATTEMPTS
333.74071A	Contr. Sub - Licensee Distribute w/o Order Form	4 ATTEMPTS
333.74071C	Contr. Sub - Obtain by Fraud	4 ATTEMPTS
333.74071G	Contr. Sub - Counterfeit Prescription Form	4 ATTEMPTS
333.74101-A	Contr. Sub - Delivery to Minor (Narcotic/Cocaine) < 50 Grams	40 ATTEMPTS
333.74101-D	Contr. Sub - Delivery to Minor (Sched. 4 and Marijuana)	8 ATTEMPTS
333.74102-A	Contr. Sub - Del on School Property (Narc/Cocaine) < 50 Grams	60 ATTEMPTS
333.74103	Contr. Sub - Poss w/Int Del on School Prop (Narc/Cocaine) <50 Grams	40 ATTEMPTS

DISPOSITIONS				
Total	Prison 15%	Probation 56%	Jail* 24%	Other** 5%
15,930	2,664	8,799	3,832	635
2,248	96	1,351	603	198
140	77	55	6	2
12	3	9		
5	1	2	2	
4	1	1	1	1
2		2		
11	2	6		3
1			1	
3		1	2	
1		1		
1	1			
1	1			
24	19	2	3	
3	1	2		
44	5	26	13	
2		1	1	
5,951	540	3,484	1,831	96
721	9	452	222	38
637	34	445	125	33
51	5	34	10	2
17		11	4	2
705	132	424	131	18
56	6	33	12	5
1		1		
759	72	462	197	28
2		2		
2		2		
212	18	160	30	4
90	1	71	17	1
10	3	7		
2	1	1		
6	6			
12	5	5	2	
2			1	1
11	11			
8	4	1	1	2

NOTE: Be sure to check for related offense codes when examining a particular type of crime. They may or may not be in sequential order or even on the same page.



# A2b 2005 Criminal Court Dispositions by Offense and Type of Disposition — Drug Offenses

Page 3 of 3

Compiled Laws	Offense	VIOLETIONS ATTEMPTS Max. Penalty
333.74104-A	Contr. Sub - Poss on School Property (Narc/Cocaine) <25 Grams	8 ATTEMPTS
333.74104-B	Contr. Sub - Poss on School Property (Schedules 1-4)	4 ATTEMPTS
333.74104-D	Contr. Sub - Poss Marijuana on School Property	2 ATTEMPTS
335.06	Contr. Sub - Sale/Mfg/Distribute Marijuana	4 ATTEMPTS

DISPOSITIONS				
Total	Prison 15%	Probation 56%	Jail* 24%	Other** 5%
15,930	2,664	8,799	3,832	635
2,248	96	1,351	603	198
3		2	1	
1			1	
19		9	4	6
1			1	

**NOTE: Be sure to check for related offense codes when examining a particular type of crime. They may or may not be in sequential order or even on the same page.**

Offenders may have multiple dispositions.

\* Includes Fine, Restitution, and Costs.

\*\* Includes Delayed and Suspended Sentences and HYTA Probation.

Source: Basic Information Reports (BIR).

# A2c 2005 Criminal Court Dispositions by Offense and Type of Disposition — Assaultive Offenses

Page 1 of 8

Compiled Laws	Offense	VIOLATIONS ATTEMPTS Max. Penalty
257.602A2	Police Officer - Fleeing - 4th Degree Vehicle Code	2 ATTEMPTS
257.602A3-A	Police Officer - Fleeing - 3rd Degree Vehicle Code	5 ATTEMPTS
257.602A3	Police Officer - Fleeing - 3rd Degree Vehicle Code	5 ATTEMPTS
257.602A4-A	Police Officer - Fleeing - 2nd Degree Vehicle Code	10 ATTEMPTS
257.602A5	Police Officer - Fleeing - 1st Degree Vehicle Code	15 ATTEMPTS
257.617	Fail to Stop at Accident - Result Serious Impairment/Death	5 ATTEMPTS
257.6173	Fail to Stop at Accident - At Fault Death Resulting	15 ATTEMPTS
257.6254	OWI - Causing Death	15 ATTEMPTS
257.6254A	OWI - Causing Death	15 ATTEMPTS
257.6255-A	OWI - Causing Serious Injury	5 ATTEMPTS
257.6255	OWI - Cause Incapacitating Injury	5 ATTEMPTS
257.6259C	Operating - Allow Intox to Operate Causing Serious Injury	2 ATTEMPTS
257.626C	Driving - Felonious	2 ATTEMPTS
257.653A3	Emergency Vehicle - Careless Passing Injury Resulting	2 ATTEMPTS
257.9044	Operate - License Suspended/Revoked/ Denied Cause Death	15 ATTEMPTS
257.9045	Operate - License Suspended/Revoked/ Denied Cause Serious Injury	5 ATTEMPTS
259.183	Aircraft - Unlawful Taking/Tampering	5 ATTEMPTS
287.3232	Animals - Dangerous Animal Causing Serious Injury	4 ATTEMPTS
324.1608	Resist/Obstruct Conservation Officers	2 ATTEMPTS
324.51510	Fires - Willfully Set Forests	10 ATTEMPTS
324.80173	Marine Safety, Felonious Operation	2 ATTEMPTS
324.801765	Marine Safety, OUIL Cause Serious Injury	5 ATTEMPTS
333.5210	AIDS - Sexual Penetration with Uninformed Partner	4 ATTEMPTS
722.675	Children - Distributing Obscene Matter to	2 ATTEMPTS
750.10A	Sexually Delinquent Person	LIFE ATTEMPTS

DISPOSITIONS				
Total	Prison 44%	Probation 36%	Jail* 15%	Other** 5%
15,959	7,412	5,548	2,265	734
1,457	341	781	267	68
394	53	213	121	7
809	247	383	159	20
52	3	35	13	1
7	1	5	1	
1		1		
48	34	13		1
2	2			
1	1			
68	20	42	6	
12	10	1	1	
71	56	15		
3	3			
4	3	2		
151	51	95	4	1
4		4		
2	1	1		
1			1	
34	4	28	2	
2		1	1	
15	15			
1		1		
29	13	14	1	1
1			1	
1		1		
1		1		
2		1		1
1				1
1	1			
2		2		
2		1	1	
3		2	1	
12	5	6	1	
6	5		1	

NOTE: Be sure to check for related offense codes when examining a particular type of crime. They may or may not be in sequential order or even on the same page.

# A2c 2005 Criminal Court Dispositions by Offense and Type of Disposition — Assaultive Offenses

Page 2 of 8

Compiled Laws	Offense	VIOLATIONS ATTEMPTS Max. Penalty
750.110A2	Home Invasion - 1st Degree	20 ATTEMPTS
750.1227B	Witness - Bribe/Intimidate/Interfere Max > 10 yrs	10 ATTEMPTS
750.1227C	Witness - Intimidate/Threaten to Kill or Injure	15 ATTEMPTS
750.1228	Witness - Retaliate Against	10 ATTEMPTS
750.136	Cruelty to Children	15 ATTEMPTS
750.136B2	Child Abuse - 1st Degree	15 ATTEMPTS
750.136B3	Child Abuse - 2nd Degree	4 ATTEMPTS
750.136B4	Child Abuse - 3rd Degree	2 ATTEMPTS
750.145A-A	Children - Accosting for Immoral Purposes	4 ATTEMPTS
750.145C2	Child Sexually Abusive Activity	20 ATTEMPTS
750.145C3	Child Sexually Abusive Activity - Promote or Distribute	7 ATTEMPTS
750.145C4-A	Child Sexually Abusive Material - Possess	4 ATTEMPTS
750.145D2B	Computer/Internet - Comm w/Other Plan Crime Max 1 - < 2 yrs	2 ATTEMPTS
750.145D2C	Computer/Internet - Comm w/Other Plan Crime Max 2 - < 4 yrs	4 ATTEMPTS
750.145D2D	Computer/Internet - Comm w/Other Plan Crime Max 4 - < 10 yrs	10 ATTEMPTS
750.145D2E	Computer/Internet - Comm w/Other Plan Crime Max 10 - < 15 yrs	15 ATTEMPTS
750.145D2F	Computer/Internet - Comm w/Other Plan Crime Max 15+ yrs	20 ATTEMPTS
750.145N2	Vulnerable Adult Abuse - 2nd Degree	4 ATTEMPTS
750.145N3	Vulnerable Adult Abuse - 3rd Degree	2 ATTEMPTS
750.157B2	Homicide - Solicitation of Murder	LIFE ATTEMPTS
750.158	Sodomy	15 ATTEMPTS
750.197C-A	Assault of Prison Employee	4 ATTEMPTS
750.197C-B	Escape - From Jail Through Violence	4 ATTEMPTS
750.197C	Escape - From Jail Through Violence or Assault Prison Employee	4 ATTEMPTS
750.204A	Explosives - Send w/Intent to Frighten	5 ATTEMPTS

DISPOSITIONS				
Total	Prison 44%	Probation 36%	Jail* 15%	Other** 5%
15,959	7,412	5,548	2,265	734
1,457	341	781	267	68
575	398	95	27	55
146	47	69	17	13
6	4	2		
7	2	4	1	
1		1		
3	2		1	
1	1			
2		2		
23	22	1		
6	1	5		
87	15	46	23	3
14	2	9	3	
127	11	94	21	1
99	32	51	11	5
6	2	4		
91	74	14	1	2
6	2	3	1	
15	11			4
1		1		
114	37	66	4	7
5		5		
1		1		
45	18	21	4	2
35	14	20	1	
1		1		
3	3			
51	33	16		2
2		2		
2	1	1		
5	5			
1		1		
2	1		1	
68	53	4	10	1
14	8	4	2	
1	1			
1			1	
2	2			
2	2			
1	1			

NOTE: Be sure to check for related offense codes when examining a particular type of crime. They may or may not be in sequential order or even on the same page.

# A2c 2005 Criminal Court Dispositions by Offense and Type of Disposition — Assaultive Offenses

Page 3 of 8

Compiled Laws	Offense	VIOLATIONS ATTEMPTS Max. Penalty
750.209-B	Explosives - Place Offensive Substance w/Intent To Alarm	5 ATTEMPTS
750.209A	Explosives - Possess w/Intent to Terrorize	10 ATTEMPTS
750.2102B	Explosives - Possess Bomb w/Unlawful Intent Cause Property Damage	20 ATTEMPTS
750.211A2A-A	Explosives - Mfg/Poss Molotov Cocktail	4 ATTEMPTS
750.211A2A	Explosives - Mfg/Poss Explosive/Other w/Malicious Intent	15 ATTEMPTS
750.211A2B	Explosives - Mfg/Poss Molotov Cocktail/ Other w/Property Damage	20 ATTEMPTS
750.213	Extortion	20 ATTEMPTS
750.224D2	Weapons - Dangerous Weapon, Self-Defense Spray	2 ATTEMPTS
750.234A	Weapons - Firearms, Discharge from Vehicle	4 ATTEMPTS
750.234B	Weapons - Firearms, Discharge in/at Bldg.	4 ATTEMPTS
750.2411	Obstructing Fireman/Public Utility Maintenance Person	4 ATTEMPTS
750.316-A	Homicide - Murder 1st Degree, Premeditated	LIFE ATTEMPTS
750.316-B	Homicide - Felony Murder	LIFE ATTEMPTS
750.316-C	Homicide - Open Murder, Statutory Short Form	LIFE ATTEMPTS
750.316	Homicide	LIFE ATTEMPTS
750.317	Homicide - Murder 2nd Degree	LIFE ATTEMPTS
750.321-A	Homicide - Manslaughter, Statutory Short Form	15 ATTEMPTS
750.321-C	Homicide - Manslaughter, Involuntary	15 ATTEMPTS
750.321-E	Homicide - Manslaughter with Motor Vehicle	15 ATTEMPTS
750.321	Homicide - Manslaughter	15 ATTEMPTS
750.324	Homicide - Negligent Homicide	2 ATTEMPTS
750.329	Homicide - Manslaughter, Death by Weapon Aimed w/out Malice	15 ATTEMPTS
750.335A	Indecent Exposure (Sexually Delinquent Person)	1 ATTEMPTS
750.338	Gross Indecency Between Males, Commit/Procure	5 ATTEMPTS
750.338B	Gross Indecency Male and Female, Commit/Procure	5 ATTEMPTS

DISPOSITIONS				
Total	Prison 44%	Probation 36%	Jail* 15%	Other** 5%
15,959	7,412	5,548	2,265	734
1,457	341	781	267	68
1				1
1			1	
2	2			
1		1		
1			1	
5	3	2		
4		3		1
1		1		
5	3	2		
13	4	6	3	
6	2	1	3	
28	14	8	2	4
1		1		
70	40	21	8	1
8		5	3	
1			1	
82	82			
40	39		1	
18	18			
8	8			
210	208		2	
42	40	1	1	
17	13	3	1	
2	1	1		
15	13	1		1
1	1			
10	6	4		
83	15	54	7	7
5	3	1		1
7	7			
9		8	1	
34	13	15	4	2
5	1	3	1	

NOTE: Be sure to check for related offense codes when examining a particular type of crime. They may or may not be in sequential order or even on the same page.

# A2c 2005 Criminal Court Dispositions by Offense and Type of Disposition — Assaultive Offenses

Page 4 of 8

Compiled Laws	Offense	VIOLETIONS ATTEMPTS Max. Penalty
750.349	Kidnapping	LIFE ATTEMPTS
750.350	Kidnapping - Child Enticement	LIFE ATTEMPTS
750.377B	Malicious Destruction Fire/Police Property	4 ATTEMPTS
750.377C	School Bus - Intentional Damage	5 ATTEMPTS
750.3942C	Throwing Objects at Trains/Cars Cause Injury	4 ATTEMPTS
750.397	Mayhem	10 ATTEMPTS
750.397A	Food - Place Harmful Objects In	10 ATTEMPTS
750.411H2B	Stalking a Minor	5 ATTEMPTS
750.411I	Stalking - Aggravated	5 ATTEMPTS
750.411S2A	Unlawful Posting of Message	2 ATTEMPTS
750.4362A	Poison - Food/Drink/Medicine/Water Supply	15 ATTEMPTS
750.455	Prostitution - Pandering	20 ATTEMPTS
750.479-B	Police Officer/Public Officer - Resist and Obstruct	2 ATTEMPTS
750.479	Public Officer - Assault or Obstruct	20 ATTEMPTS
750.4792	Public Officer - Assault or Obstruct	2 ATTEMPTS
750.4793	Public Officer - Assault or Obstruct Cause Injury	4 ATTEMPTS
750.4794	Public Officer - Assault or Obstruct Cause Serious Impairment	10 ATTEMPTS
750.479A-B	Peace Officer - Resist Arrest Injury Inflicted	2 ATTEMPTS
750.479A	Police Officer - Fleeing (Penal Code)	15 ATTEMPTS
750.479A2	Police Officer - Fleeing (Penal Code) 4th Degree	2 ATTEMPTS
750.479A3	Police Officer - Fleeing (Penal Code) 3rd Degree	5 ATTEMPTS
750.479A4-A	Police Officer - Fleeing (Penal Code) 2nd Degree	10 ATTEMPTS
750.479A5-A	Police Officer - Fleeing (Penal Code) 1st Degree	15 ATTEMPTS
750.479B	Peace Officer - Disarming	10 ATTEMPTS
750.479B1	Peace Officer - Disarming Non-Firearm	4 ATTEMPTS

DISPOSITIONS				
Total	Prison 44%	Probation 36%	Jail* 15%	Other** 5%
15,959	7,412	5,548	2,265	734
1,457	341	781	267	68
44	44			
9	6	2	1	
1	1			
1	1			
225	55	102	58	10
71	4	37	24	6
10	10			
1		1		
1	1			
1			1	
1		1		
175	55	98	20	2
24	3	13	8	
3		1		2
1		1		
1	1			
3		2	1	
79	22	4	53	
30	2	8	18	2
22	5	6	11	
3	2	1		
1		1		
2			2	
1				1
265	57	117	74	17
467	183	162	91	31
45	5	33	6	1
22	16	4	2	
1		1		
1	1			
2			2	
1		1		
3	2		1	

NOTE: Be sure to check for related offense codes when examining a particular type of crime. They may or may not be in sequential order or even on the same page.

# A2c 2005 Criminal Court Dispositions by Offense and Type of Disposition — Assaultive Offenses

Page 5 of 8

Compiled Laws	Offense	VIOLETIONS ATTEMPTS Max. Penalty
750.479B2	Peace Officer - Disarming Firearm	10 ATTEMPTS
750.483A2B	Interfere w/Crime Report Threat to Kill/Injure	10 ATTEMPTS
750.483A4B	Interfere w/Police Investigation Threat to Kill/Injure	10 ATTEMPTS
750.50C7	Police Animal - Injure/Harass While Committing Crime	2 ATTEMPTS
750.511	Railroads - Block/Wreck Track	LIFE ATTEMPTS
750.520B	CSC - 1st Degree - Multiple Variables	LIFE ATTEMPTS
750.520B1A	CSC - 1st Degree - Person Under 13	LIFE ATTEMPTS
750.520B1B	CSC - 1st Degree - Relationship	LIFE ATTEMPTS
750.520B1C	CSC - 1st Degree - During Felony	LIFE ATTEMPTS
750.520B1D	CSC - 1st Degree - Accomplices	LIFE ATTEMPTS
750.520B1E	CSC - 1st Degree - Weapon Used	LIFE ATTEMPTS
750.520B1F	CSC - 1st Degree - Personal Injury	LIFE ATTEMPTS
750.520B1G	CSC - 1st Degree - Injury to Incap. Victim	LIFE ATTEMPTS
750.520B1H	CSC - 1st Degree - Mentally Disabled Relationship	LIFE ATTEMPTS
750.520C	CSC - 2nd Degree - Multiple Variables	15 ATTEMPTS
750.520C1A	CSC - 2nd Degree - Person Under 13	15 ATTEMPTS
750.520C1B	CSC - 2nd Degree - Relationship	15 ATTEMPTS
750.520C1C	CSC - 2nd Degree - During Felony	15 ATTEMPTS
750.520C1D	CSC - 2nd Degree - Accomplices	15 ATTEMPTS
750.520C1E	CSC - 2nd Degree - Weapon Used	15 ATTEMPTS
750.520C1F	CSC - 2nd Degree - Personal Injury	15 ATTEMPTS
750.520C1G	CSC - 2nd Degree - Injury to Incap. Victim	15 ATTEMPTS
750.520C1H	CSC - 2nd Degree - Mentally Disabled Relationship	15 ATTEMPTS
750.520C1K	CSC - 2nd Degree - County Prisoner	15 ATTEMPTS
750.520D	CSC - 3rd Degree - Multiple Variables	15 ATTEMPTS

DISPOSITIONS				
Total	Prison 44%	Probation 36%	Jail* 15%	Other** 5%
15,959	7,412	5,548	2,265	734
1,457	341	781	267	68
2	2			
15	8	5	1	1
6	3	2	1	
1	1			
1		1		
3	1	2		
1	1			
111	110		1	
6	5	1		
340	332	7	1	
19	14	3	2	
74	72		2	
5	4	1		
16	16			
3	3			
20	20			
33	32		1	
2	1	1		
5	5			
5	4	1		
155	99	46	9	1
12	3	7	2	
491	349	120	17	5
56	19	35	2	
126	72	47	7	
19	7	9	3	
10	6	3	1	
2	1		1	
3	2		1	
3	3			
24	15	8	1	
4	1	3		
5	2	3		
6	5	1		
1	1			
2	1	1		
93	83	3	3	4
24	5	16	2	1

NOTE: Be sure to check for related offense codes when examining a particular type of crime. They may or may not be in sequential order or even on the same page.

# A2c 2005 Criminal Court Dispositions by Offense and Type of Disposition — Assaultive Offenses

Page 6 of 8

Compiled Laws	Offense	VIOLATIONS ATTEMPTS Max. Penalty
750.520D1A	CSC - 3rd Degree - Person 13-15	15 ATTEMPTS
750.520D1B	CSC - 3rd Degree - Force/Coercion	15 ATTEMPTS
750.520D1C	CSC - 3rd Degree - Incapacitated Victim	15 ATTEMPTS
750.520D1D	CSC - 3rd Degree - Incest	15 ATTEMPTS
750.520E	CSC - 4th Degree - Multiple Variables	2 ATTEMPTS
750.520E1A-A	CSC - 4th Degree - Victim 13-16	2 ATTEMPTS
750.520E1A	CSC - 4th Degree - Force/Coercion	2 ATTEMPTS
750.520E1B	CSC - 4th Degree - Incapacitated Victim	2 ATTEMPTS
750.520E1F-A	CSC - 4th Degree - Student	2 ATTEMPTS
750.520E1G	CSC - 4th Degree - Incest	2 ATTEMPTS
750.520G1	CSC - Assault w/Intent to Commit Sexual Penetration	10 ATTEMPTS
750.520G2	CSC - 2nd Degree Assault	5 ATTEMPTS
750.529	Robbery - Armed	LIFE ATTEMPTS
750.529A	Carjacking	LIFE ATTEMPTS
750.530	Robbery - Unarmed	15 ATTEMPTS
750.531-A	Bank Robbery	LIFE ATTEMPTS
750.531-B	Safe Breaking	LIFE ATTEMPTS
750.531	Bank Robbery/Safe Breaking	LIFE ATTEMPTS
750.532	Seduction	5 ATTEMPTS
750.539J2A1	Surveilling Unclothed Person	2 ATTEMPTS
750.539J2B	Capture/Distribute Image of Unclothed Person	5 ATTEMPTS
750.72-A	Arson - Dwelling House	20 ATTEMPTS
750.72-B	Arson - Dwelling House Curtilage	20 ATTEMPTS
750.72	Arson - Dwelling House	20 ATTEMPTS
750.73	Arson - Real Property	10 ATTEMPTS

DISPOSITIONS				
Total	Prison 44%	Probation 36%	Jail* 15%	Other** 5%
15,959	7,412	5,548	2,265	734
1,457	341	781	267	68
388	273	15	21	79
146	43	60	22	21
79	68	8	2	1
13	5	7	1	
14	13	1		
6	1	4	1	
26	24	1	1	
3	3			
136	32	81	17	6
195	44	110	31	10
238	50	129	49	10
26	2	20	4	
4		4		
27	10	14	3	
209	120	74	12	3
7	2	4	1	
70	29	33	7	1
4	1	2	1	
741	733	3	4	1
49	20	21	4	4
77	76	1		
12	7	2	3	
586	323	153	47	63
47	11	23	13	
86	72	14		
4	1	2	1	
40	32	6	1	1
13	7	2	3	1
2	1	1		
2		1	1	
12	2	4	6	
5	1	4		
12	7	5		
66	43	16	3	4
18	3	14	1	
2	1		1	
2		2		
5	1	3	1	
1		1		
45	12	24	6	3
11	2	6	2	1

NOTE: Be sure to check for related offense codes when examining a particular type of crime. They may or may not be in sequential order or even on the same page.

# A2c 2005 Criminal Court Dispositions by Offense and Type of Disposition — Assaultive Offenses

Page 7 of 8

Compiled Laws	Offense	VIOLATIONS ATTEMPTS Max. Penalty
750.741C1	Arson - Personal Property \$1,000 - < \$20,000	ATTEMPTS 5
750.741D1	Arson - Personal Property \$20,000 or More	ATTEMPTS 10
750.74B	Arson - Personal Property Over \$50	ATTEMPTS 4
750.75	Arson - Insured Property	ATTEMPTS 10
750.77-B	Arson - Prepare to Burn Real/Personal Property Over \$50	ATTEMPTS 4
750.77	Arson - Prepare to Burn Property	ATTEMPTS 10
750.771C1	Arson - Prepare to Burn Property \$1,000 - < \$20,000	ATTEMPTS 5
750.771D1	Arson - Prepare to Burn Property \$20,000 or More	ATTEMPTS 10
750.78	Arson - Woods/Prairies	ATTEMPTS 4
750.814	Domestic Violence, 3rd Offense	ATTEMPTS 2
750.81A3	Domestic Violence - Aggravated 2nd Offense	ATTEMPTS 2
750.81C2	Assault/Battery - of DHS Employee	ATTEMPTS 2
750.81D1	Police Officer - Assault/Resist/Obstruct	ATTEMPTS 2
750.81D2	Police Officer - Assault/Resist/Obstruct Cause Injury	ATTEMPTS 4
750.81D3	Police Officer - Assault/Resist/Obstruct Serious Impairment	ATTEMPTS 15
750.82	Felonious Assault	ATTEMPTS 4
750.822	Weapon-Free Schools - Assault with Dangerous Weapon	ATTEMPTS 4
750.83	Assault w/Intent to Murder	LIFE ATTEMPTS
750.84	Assault w/Intent to do Great Body Harm Less Than Murder	ATTEMPTS 10
750.86	Assault w/Intent to Maim	ATTEMPTS 10
750.87	Assault w/Intent to Commit Felony	ATTEMPTS 10
750.88	Assault w/Intent to Rob While Unarmed	ATTEMPTS 15
750.89	Assault w/Intent to Rob While Armed	LIFE ATTEMPTS
750.90BB	Asslt - Pregnant Individual Cause Great Bodily Harm to Fetus	ATTEMPTS 10
750.91	Homicide - Attempted Murder	LIFE ATTEMPTS

DISPOSITIONS				
Total	Prison 44%	Probation 36%	Jail* 15%	Other** 5%
15,959	7,412	5,548	2,265	734
1,457	341	781	267	68
46	9	22	10	5
6		5	1	
10	3	5	1	1
1			1	
12	3	8	1	
1	1			
1		1		
11	6	5		
5		4		1
2		2		
5	1	2	2	
4	1		3	
410	78	205	127	
40	3	27	10	
6	3	1	2	
2,460	531	1,104	696	129
190	66	83	33	8
8	1	5	2	
3	2	1		
2,000	521	1,017	302	160
378	26	242	96	14
2				2
190	188		2	
1	1			
580	360	154	37	29
57	22	26	7	2
1		1		
10	4	4		2
3		2	1	
72	45	17	6	4
8	4	4		
149	131	16	2	
7	4	1	2	
1	1			
7	7			

NOTE: Be sure to check for related offense codes when examining a particular type of crime. They may or may not be in sequential order or even on the same page.



# A2c 2005 Criminal Court Dispositions by Offense and Type of Disposition — Assaultive Offenses

Page 8 of 8

Compiled Laws	Offense	VIOLATIONS ATTEMPTS Max. Penalty
752.191	Felonious Driving	2
752.541	Riot	10
752.861	Weapons - Firearms, Careless Use Cause Injury/Death	2 ATTEMPTS

DISPOSITIONS				
Total	Prison 44%	Probation 36%	Jail* 15%	Other** 5%
15,959	7,412	5,548	2,265	734
1,457	341	781	267	68
2	1		1	
2				2
20	2	12	2	4

**NOTE: Be sure to check for related offense codes when examining a particular type of crime. They may or may not be in sequential order or even on the same page.**

Offenders may have multiple dispositions.

\* Includes Fine, Restitution, and Costs.

\*\* Includes Delayed and Suspended Sentences and HYTA Probation.

Source: Basic Information Reports (BIR).



---

# Prison Commitments

# B

This section provides data on prison intake — the number and characteristics of new prisoners received into the Department’s institutions and camps.

Tables B1a and B1b exclude one category of intake, called *additional sentence imposed*. Additional sentence imposed is excluded from these tables because rather than new offenders admitted into the system, these are prisoners who are already incarcerated and then receive an additional sentence, either because of a crime committed while incarcerated or because of later sentencing on a previous pending charge.

All of the other tables and charts in this section *include* the additional sentence imposed category.

Tables B1a through B1c compare prison intake for 2005 with intake and various other data for past years.

Table B2 shows all 2005 prison intake broken down by minimum sentence and offense. Tables B2a through B2c show the information in Table B2 broken down by major crime categories (i.e., non-assaultive, drug and assaultive). Table B3 shows *female* intake broken down by minimum sentence and offense.

The crimes in the B2 series of tables and the B3 table are sorted by Michigan Compiled Law (MCL) numbers and Prosecuting Attorney’s Coordinating Council (PACC) codes (the sort order used since 1999). Since this sort order keeps sequential codes together, similar crimes are not consolidated. This level of detail provides much richer information, but the reader must be careful to watch for related codes when attempting to examine the prison intake frequency and minimum term distribution for a particular type of crime. For example, several separate offense codes now appear for the crime of first degree criminal sexual conduct (750.520B--) because each code represents a specific characteristic of the offense.

Tables B4a through B7 summarize commitments to prison broken down by various other characteristics — including age, race, gender, commitment type, and major crime type.

# B1a Annual Prison Intake (Excluding “Additional Sentence Imposed”)

Calendar Years 1991 - 2005

Year	Admissions to Prison	Numerical Change	Percent Change
1991	10,883	---	---
1992	10,943	60	0.6
1993	9,219	(1,724)	(15.8)
1994	8,845	(374)	(4.1)
1995	8,667	(178)	(2.0)
1996	9,169	502	5.8
1997	9,584	415	4.5
1998	9,424	(160)	(1.7)
1999	8,809	(615)	(6.5)
2000	8,922	113	1.3
2001	9,610	688	7.7
2002	11,050	1,440	15.0
2003	10,311	(739)	(6.7)
2004	9,811	(500)	(4.8)
2005	10,239	428	4.4

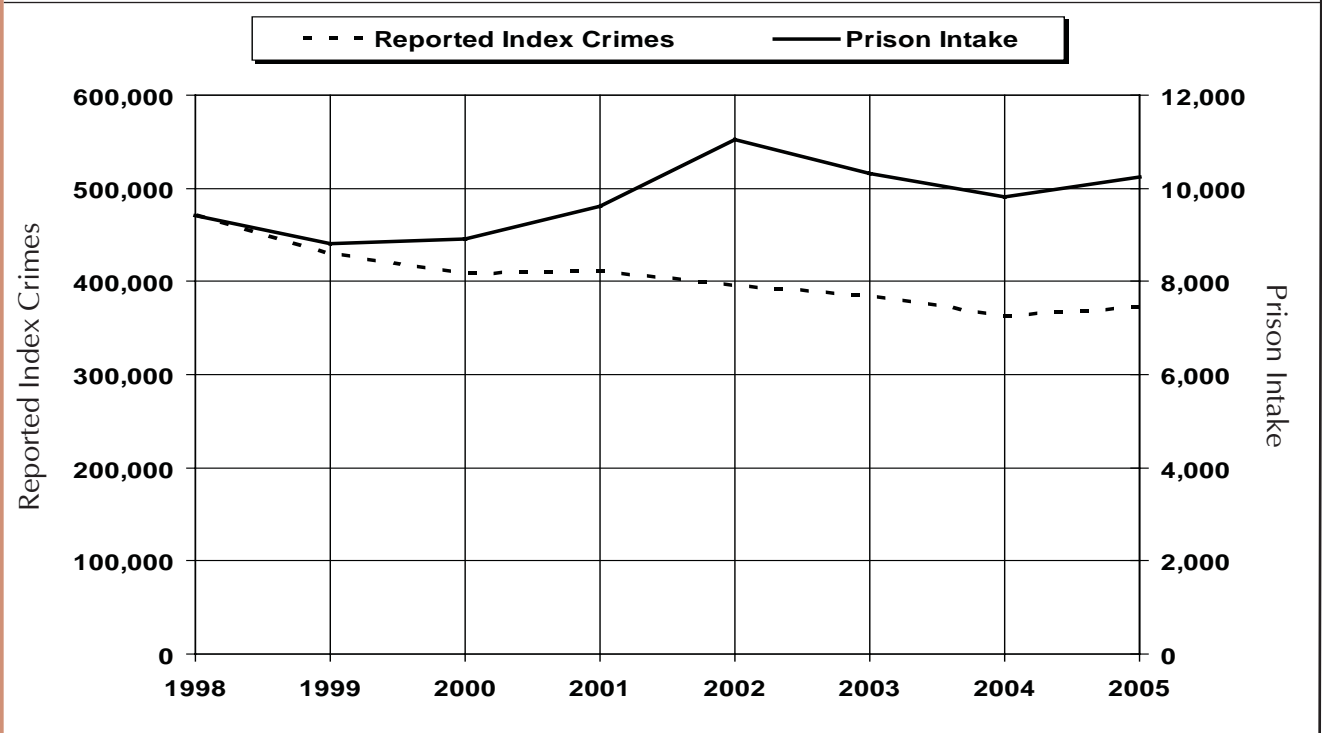


Source: Corrections Management Information System (CMIS).

# B1b Reported Index Crimes and Prison Intake (Excluding "Additional Sentence Imposed") Calendar Years 1998 - 2005

This chart was modified in 1999 from previous years to accommodate a change in reporting from the Michigan State Police. The MSP changed its process for reporting index crimes in the 1999 UCR report and generated estimates back through 1995 for continuity. State index crime totals are now calculated by combining actual figures with estimates of missing data, using an estimation process adapted from that used by the FBI. The MSP's estimation process is designed to help ensure an accurate portrayal of crime trends, and minimize fluctuations due to reporting discrepancies.

Year	Reported Index Crimes* (Estimated)	Prison Intake
1998	470,845	9,424
1999	429,638	8,809
2000	408,295	8,922
2001	411,078	9,610
2002	395,239	11,050
2003	384,162	10,311
2004	362,958	9,811
2005	371,345	10,239



[Sources] Reported Index Crimes: Michigan State Police (MSP) 2005 Uniform Crime Report (UCR).  
Prison Intake: Corrections Management Information System (CMIS)

\*Index crimes include murder, rape, robbery, aggravated assault, burglary, larceny, motor vehicle theft, and arson.

# B1C Total Prisoner Population, Prison Commitments, and Michigan Census: 1946 - 2005

Year	Total Prisoner Population*	Prison Commitments (Inc. Add. Sentence Imposed)	Michigan Census
1946	7,830	2,460	5,708,415
1947	8,239	2,529	6,069,000
1948	8,124	2,588	6,195,000
1949	8,519	3,165	6,352,000
1950	8,727	3,061	6,371,766
1951	9,176	3,041	6,545,000
1952	8,774	2,779	6,708,000
1953	8,870	3,530	6,852,000
1954	8,912	3,386	7,024,000
1955	9,571	3,270	7,236,000
1956	9,547	3,601	7,516,000
1957	10,071	3,588	7,803,000
1958	10,138	3,890	7,866,000
1959	10,334	3,667	7,960,000
1960	9,622	3,706	7,823,194
1961	9,550	4,123	7,903,000
1962	9,197	3,832	7,939,000
1963	8,338	3,990	8,030,000
1964	8,264	3,741	8,100,000
1965	7,345	3,280	8,199,283
1966	6,754	3,088	8,314,070
1967	7,037	3,719	8,615,000
1968	7,743	3,950	8,675,000
1969	8,409	4,169	8,734,000
1970	9,079	4,907	8,875,083
1971	9,547	5,446	8,996,000
1972	8,471	4,734	9,013,475
1973	7,874	4,114	9,061,000
1974	8,630	5,172	9,094,000
1975	10,855	6,218	9,092,000
1976	11,737	6,596	9,100,000
1977	13,824	7,071	9,138,000
1978	14,944	6,681	9,181,000
1979	15,063	5,843	9,207,000
1980	15,148	6,212	9,262,078
1981	14,923	6,138	9,270,000
1982	15,082	6,409	9,227,300
1983	14,508	6,897	9,050,282
1984	14,658	7,154	9,262,044
1985	17,744	7,767	9,170,000
1986	20,739	8,289	9,143,600
1987	23,977	9,092	9,205,800
1988	27,720	10,759	9,300,100
1989	31,834	12,760	9,273,300
1990	34,209	12,099	9,295,287
1991	36,293	12,179	9,395,022
1992	38,628	12,191	9,470,323
1993	38,942	10,299	9,529,240
1994	40,501	9,751	9,584,481
1995	41,112	9,523	9,659,871
1996	42,349	10,047	9,739,184
1997	44,771	10,575	9,785,450
1998	45,879	10,433	9,820,231
1999	46,617	9,656	9,863,775
2000	47,718	9,743	9,938,444
2001	48,849	10,498	10,002,663
2002	50,591	12,138	10,039,379
2003	49,357	11,167	10,078,146
2004	48,831	10,772	10,104,206
2005	49,493	11,273	10,120,860

[Sources] Prisoner Population: Prisoner Census Report. Commitments: Corrections Management Information System (CMIS). Michigan Census: U.S. Census Bureau. The figure for Year 2000 reflects actual Census. Census figures since 2000 revised by the Census Bureau. \*Total Prisoner Population includes prisoners in the institutions and camps, the SAI - Prison program and Community Residential Programs.

# B2 2005 Commitments by Minimum Term Distribution for Men and Women — All Offenses

*Includes Additional Sentences Imposed*

Page 1 of 17

B - 5

			TOTAL*	.5	1	1.5	2	2.5	3	3.5	4	4.5	5	10	15	20	25	>25	LIFE	AVG
GRAND TOTALS			11,273	252	1,654	2,223	2,878	658	740	230	349	173	369	917	290	139	77	115	135	3.4
VIOLATIONS			10,737	216	1,533	2,082	2,756	640	734	213	349	173	369	916	290	139	77	115	135	3.5
ATTEMPTS			462	36	121	141	122	18	6	17				1						1.4
Max. Penalty																				
28.729	Sex Offender - Fail to Register	4	39		17	12	6	3	1											1.4
	ATTEMPTS		1			1														1.2
28.7291B	Sex Offender - Fail to Register 2nd Offense	7	4			1	2		1											2.0
	ATTEMPTS																			
205.271B	Taxes - Aiding & Abetting Tax Evasion	5	2			2														1.5
	File False Returns	ATTEMPTS																		
257.254	MV Code - Intent to Pass False Title	10	1			1														1.5
	ATTEMPTS																			
257.256	License Plate/Registration/Title	MISD	1			1														1.3
	Unlawful Use	ATTEMPTS																		
257.257	License Documents/Plates Forgery	5	2			2														1.4
	ATTEMPTS																			
257.3107A	Driver's License-Forged w/Int Commit	10	1		1															.9
	Crime Max 10 yrs or More	ATTEMPTS																		
257.602A2	Police Officer - Fleeing - 4th Degree	2	24	1	7	13	2	1												1.2
	Vehicle Code	ATTEMPTS																		
257.602A3-A	Police Officer - Fleeing - 3rd Degree	5	166	8	49	46	43	9	9		2									1.5
	Vehicle Code	ATTEMPTS																		
257.602A3	Police Officer - Fleeing - 3rd Degree	5	1		1															1.0
	Vehicle Code	ATTEMPTS																		
257.602A4-A	Police Officer - Fleeing - 2nd Degree	10	28	2	6	5	3	4	5				1	2						2.2
	Vehicle Code	ATTEMPTS	2				2													1.8
257.617	Fail to Stop at Accident - Result Serious	5	16		2	4	6		1	1	2									2.0
	Impairment/Death	ATTEMPTS																		
257.6173	Fail to Stop at Accident - At Fault	15	6			1	1		1		1	1		1						3.8
	Death Resulting	ATTEMPTS																		
257.624A	Alcohol - Open Container in Vehicle	MISD	1						1											2.8
	ATTEMPTS																			
257.6251-A	Operating - While Intoxicated	MISD	4		2	2														1.1
	ATTEMPTS																			
257.62510C	Operating - OWI, 3rd Offense	1	8		1	2	4		1											1.7
	ATTEMPTS																			
257.6254	OWI - Causing Death	15	45		1	1	5	3	8	1	5	4	2	14	1					4.4
	ATTEMPTS		1				1													1.9
257.6254A	OWI - Causing Death	15	1											1						6.0
	ATTEMPTS																			
257.6255-A	OWI - Causing Serious Injury	5	32		2	8	13	5	1	1			1	1						2.0
	ATTEMPTS																			

NOTE: Be sure to check for related offense codes when examining a particular type of crime. They may or may not be in sequential order or even on the same page.

**B2 2005 Commitments by Minimum Term Distribution for Men and Women — All Offenses**  
*Includes Additional Sentences Imposed*  
 Page 2 of 17

B - 6

		GRAND TOTALS
		VIOLATIONS
		ATTEMPTS
		Max. Penalty
257.6256B	OWI - Impaired w/Contr. Sub, 2nd Offense	1 ATTEMPTS
257.6256D	OWI - Impaired w/Contr. Sub, 3rd Offense	5 ATTEMPTS
257.6257A2	OWI - w/Occupant Less Than 16, 2nd+ Offense	5 ATTEMPTS
257.626C	Driving - Felonious	2 ATTEMPTS
257.903	Motor Vehicle Code - False Certification	5 ATTEMPTS
257.9041B	Operate - Allow Suspended/Revoked/ Denied to Operate	MISD ATTEMPTS
257.9041C	Operate - Allow Suspended/Revoked/ Denied to Operate, 2nd+ Offense	1 ATTEMPTS
257.9044	Operate - License Suspended/Revoked/ Denied Cause Death	15 ATTEMPTS
257.9045	Operate - License Suspended/Revoked/ Denied Cause Serious Injury	5 ATTEMPTS
333.16294	Health Profession - Unauthorized Practice Felony	4 ATTEMPTS
333.17766C1	Contr. Sub - Ephedrine/Pseudoephedrine Possess Over 12 Grams	2 ATTEMPTS
333.73413	Contr. Sub - Imitation Mfg/Distribution	2 ATTEMPTS
333.74012A1	Contr. Sub - Del/Mfg (Narc. or Cocaine) 1,000 or More Grams	LIFE ATTEMPTS
333.74012A2	Contr. Sub - Del/Mfg (Narc. or Cocaine) 450 - 999 Grams	30 ATTEMPTS
333.74012A3	Contr. Sub - Del/Mfg (Narc. or Cocaine) 50 - 449 Grams	20 ATTEMPTS
333.74012A4	Contr. Sub - Del/Mfg (Narc. or Cocaine) Under 50 Grams	20 ATTEMPTS
333.74012B-A	Contr. Sub - Del/Mfg (Schedules 1-3), Except Marij & Cocaine	7 ATTEMPTS
333.74012B	Contr. Sub - Del/Mfg (Schedules 1-3), Methamphetamine/Ecstasy	20 ATTEMPTS
333.74012B1	Contr. Sub - Del/Mfg Methamphetamine/ Ecstasy	20 ATTEMPTS

TOTAL*	.5	1	1.5	2	2.5	3	3.5	4	4.5	5	10	15	20	25	>25	LIFE	AVG
11,273	252	1,654	2,223	2,878	658	740	230	349	173	369	917	290	139	77	115	135	3.4
10,737	216	1,533	2,082	2,756	640	734	213	349	173	369	916	290	139	77	115	135	3.5
462	36	121	141	122	18	6	17				1						1.4
1			1														1.3
662	11	125	211	208	50	31	17	7		2							1.6
1				1													2.0
4		1	2	1													1.4
1			1														1.3
5		2	1	2													1.4
2			1		1												2.0
1		1															1.0
5			1				1		2	1							3.6
5			1	2	1			1									2.2
1						1											2.7
1		1															1.0
13	2	5	5	1													1.0
14		1			1	1		2		1	3	3	1	1			8.9
22		2		1		2		4	2	1	5	3	2				6.9
127	1	5	6	20	10	20	6	6	9	12	24	5	1	2			4.7
2	2																.5
620	16	175	152	170	29	37	8	11	5	8	8		1				1.7
29	4	19	2	3			1										1.0
7		1	4	2													1.4
1	1																.5
106	1	3	4	23	19	23		5	9	5	14						3.3
2		1						1									2.1

NOTE: Be sure to check for related offense codes when examining a particular type of crime. They may or may not be in sequential order or even on the same page.



**B2 2005 Commitments by Minimum Term Distribution for Men and Women — All Offenses**  
*Includes Additional Sentences Imposed*  
 Page 3 of 17

B - 7

		GRAND TOTALS
		VIOLATIONS
		ATTEMPTS
		Max. Penalty
333.74012C-A	Contr. Sub - Del/Mfg (Schedule 4)	4
	ATTEMPTS	
333.74012D1	Contr. Sub - Del/Mfg 45 or More Kilograms Marijuana	15
	ATTEMPTS	
333.74012D2	Contr. Sub - Del/Mfg 5 - < 45 Kilograms Marijuana	7
	ATTEMPTS	
333.74012D3	Contr. Sub - Del/Mfg Marijuana	4
	ATTEMPTS	
333.74012F	Prescription Forms - Del/Mfg/Intent	7
	ATTEMPTS	
333.7401B3A	Contr. Sub - Del/Mfg GBL	7
	ATTEMPTS	
333.7401C2A	Contr. Sub - Operate/Maintain A Lab	10
	ATTEMPTS	
333.7401C2B	Contr. Sub - Operate/Maintain Lab Near Minor	20
	ATTEMPTS	
333.7401C2C	Contr. Sub - Operate/Maintain Lab Involve Hazardous Waste	20
	ATTEMPTS	
333.7401C2D	Contr. Sub - Operate/Maintain Lab Near Specified Places	20
	ATTEMPTS	
333.7401C2F	Contr. Sub - Operate/Maintain Lab Involve Methamphetamine	20
	ATTEMPTS	
333.74022A	Contr. Sub - Create/Del/Counterfeit Sub (Narc/Meth/Ecstasy)	10
	ATTEMPTS	
333.74022B	Contr. Sub - Create/Del/Counterfeit Sub (Schedules 1-3)	5
	ATTEMPTS	
333.74032A1	Contr. Sub - Poss (Narcotic/Cocaine) 1,000 or More Grams	LIFE
	ATTEMPTS	
333.74032A3	Contr. Sub - Poss (Narcotic/Cocaine) 50 - 449 Grams	20
	ATTEMPTS	
333.74032A4	Contr. Sub - Poss (Narcotic/Cocaine) 25 - 49 Grams	4
	ATTEMPTS	
333.74032A5	Contr. Sub - Poss (Narcotic/Cocaine) Under 25 Grams	4
	ATTEMPTS	
333.74032B-A	Contr. Sub - Poss Analogues or Schedules 1-4	2
	ATTEMPTS	
333.74032B-B	Contr. Sub - Poss (Sub Added to Schedules 1-4 by Rule)	2
	ATTEMPTS	

TOTAL*	.5	1	1.5	2	2.5	3	3.5	4	4.5	5	10	15	20	25	>25	LIFE	AVG
11,273	252	1,654	2,223	2,878	658	740	230	349	173	369	917	290	139	77	115	135	3.4
10,737	216	1,533	2,082	2,756	640	734	213	349	173	369	916	290	139	77	115	135	3.5
462	36	121	141	122	18	6	17				1						1.4
2			1	1													1.6
13		1	5	6		1											1.6
3			1	1	1												1.9
157	9	41	47	45	6	5	1	3									1.4
4	3			1													.8
1			1														1.5
1				1													2.0
20		4	4	5		4	1	1		1							2.1
1				1													2.0
11					2	4		1	1	1	2						3.8
12				3	1	4			2	1	1						3.6
1				1													1.9
58				7	2	19	1	2	6	5	15	1					4.2
3			1	1							1						3.2
1				1													1.9
1													1				17.5
20		1		3	2		2	2		2	7	1					4.9
1		1															1.0
298	21	90	91	73	14	6		2			1						1.4
9	3	3	2	1													.8
9	1	1	6	1													1.2
1			1														1.3

**NOTE: Be sure to check for related offense codes when examining a particular type of crime. They may or may not be in sequential order or even on the same page.**

# B2 2005 Commitments by Minimum Term Distribution for Men and Women — All Offenses

*Includes Additional Sentences Imposed*  
Page 4 of 17

B - 8

	GRAND TOTALS				
	VIOLATIONS				
	ATTEMPTS				
	Max. Penalty				
333.74032B1	Contr. Sub - Poss Methamphetamine/ Ecstasy	10 ATTEMPTS			
333.74032D	Contr. Sub - Poss Marijuana	1 ATTEMPTS			
333.74042A	Contr. Sub - Use (Narcotic/Cocaine/ Meth/Ecstasy)	1 ATTEMPTS			
333.7405D	Contr. Sub - Maintaining a Drug House	2 ATTEMPTS			
333.74071C	Contr. Sub - Obtain by Fraud	4 ATTEMPTS			
333.74071G	Contr. Sub - Counterfeit Prescription Form	4 ATTEMPTS			
333.7407A1-A	Contr. Sub - Attempt Felony	LIFE ATTEMPTS			
333.74101-A	Contr. Sub - Delivery to Minor (Narcotic/ Cocaine) < 50 Grams	40 ATTEMPTS			
333.74101-D	Contr. Sub - Delivery to Minor (Sched. 4 and Marijuana)	8 ATTEMPTS			
333.74102-A	Contr. Sub - Del on School Property (Narc/Cocaine) < 50 Grams	60 ATTEMPTS			
333.74103	Contr. Sub - Poss w/Int Del on School Prop (Narc/Cocaine) < 50 Grams	40 ATTEMPTS			
333.74132	Contr. Sub - 2nd+ Offense - Double Penalty	LIFE ATTEMPTS			
400.602-B	Fraud - Welfare (Failure to Inform) \$500 or More	4 ATTEMPTS			
445.65	Identity Theft	5 ATTEMPTS			
445.67	Identity Theft - Obtain/Possess/Transfer ID w/Intent	5 ATTEMPTS			
500.45111	Insurance - Fraudulent Acts	4 ATTEMPTS			
570.152	Contractor - Fraudulent Use of Building Contract Fund	3 ATTEMPTS			
750.10A	Sexually Delinquent Person	LIFE ATTEMPTS			
750.110	Break & Enter - A Building w/Intent	10 ATTEMPTS			

TOTAL*	.5	1	1.5	2	2.5	3	3.5	4	4.5	5	10	15	20	25	>25	LIFE	AVG
11,273	252	1,654	2,223	2,878	658	740	230	349	173	369	917	290	139	77	115	135	3.4
10,737	216	1,533	2,082	2,756	640	734	213	349	173	369	916	290	139	77	115	135	3.5
462	36	121	141	122	18	6	17				1						1.4
91	1	14	27	36	7	4		1			1						1.7
7			1	6													1.7
26	1	13	12														1.1
12		8	4														1.0
14		4	7			3											1.4
9		2	3	4													1.5
2		1		1													1.5
1			1														1.3
5	1		1	1		2											1.9
1				1													1.9
2				1	1												2.2
2			1	1													1.7
8				8													2.0
3		1		2													1.6
2		1		1													1.5
1	1																.1
2			2														1.4
1		1															1.0
2			1	1													1.6
1					1												2.1
1	1																.1
406	10	52	85	144	28	33	14	10	1	13	14	1			1		2.2
40	2	10	13	12	2	1											1.4

NOTE: Be sure to check for related offense codes when examining a particular type of crime. They may or may not be in sequential order or even on the same page.

**B2 2005 Commitments by Minimum Term Distribution for Men and Women — All Offenses**  
*Includes Additional Sentences Imposed*  
 Page 5 of 17

B - 9

		GRAND TOTALS
		VIOLATIONS
		ATTEMPTS
		Max. Penalty
750.110A2	Home Invasion - 1st Degree	20
	ATTEMPTS	
750.110A3	Home Invasion - 2nd Degree	15
	ATTEMPTS	
750.110A4	Home Invasion - 3rd Degree	5
	ATTEMPTS	
750.111	Break & Enter - Entry w/o Breaking w/Intent	5
	ATTEMPTS	
750.116	Burglar's Tools - Possession	10
	ATTEMPTS	
750.1227A	Witness - Bribe/Intimidate/Interfere	4
	ATTEMPTS	
750.1227B	Witness - Bribe/Intimidate/Interfere	10
	Max > 10 yrs	ATTEMPTS
750.1227C	Witness - Intimidate/Threaten to Kill or Injure	15
	ATTEMPTS	
750.1228	Witness - Retaliate Against	10
	ATTEMPTS	
750.1313C	Check - Non-Sufficient Funds \$500 or More	2
	ATTEMPTS	
750.131A1	Check - No Account	2
	ATTEMPTS	
750.131A2	Check - Non-Sufficient Funds - 3 Within 10 Days	2
	ATTEMPTS	
750.136B2	Child Abuse - 1st Degree	15
	ATTEMPTS	
750.136B3	Child Abuse - 2nd Degree	4
	ATTEMPTS	
750.136B4	Child Abuse - 3rd Degree	2
	ATTEMPTS	
750.145A-A	Children - Accosting for Immoral Purposes	4
	ATTEMPTS	
750.145C2	Child Sexually Abusive Activity	20
	ATTEMPTS	
750.145C3	Child Sexually Abusive Activity - Promote or Distribute	7
	ATTEMPTS	
750.145C4-A	Child Sexually Abusive Material - Possess	4
	ATTEMPTS	

TOTAL*	.5	1	1.5	2	2.5	3	3.5	4	4.5	5	10	15	20	25	>25	LIFE	AVG
11,273	252	1,654	2,223	2,878	658	740	230	349	173	369	917	290	139	77	115	135	3.4
10,737	216	1,533	2,082	2,756	640	734	213	349	173	369	916	290	139	77	115	135	3.5
462	36	121	141	122	18	6	17				1						1.4
312		10	20	37	18	35	2	17	24	25	96	17	6	3	2		5.5
20		6	5	6	1		2										1.6
505	6	32	47	126	49	81	17	50	7	33	54	3					3.1
26	1	6	6	10	3												1.5
71	1	11	18	25	7	7	1			1							1.8
2	1		1														.9
24	1	8	8	6	1												1.3
12	2	2	2	4	1				1								1.6
1			1														1.5
1		1															1.0
2							1			1							4.2
1					1												2.4
3			1	1		1											2.0
9		2	6	1													1.2
21	2	2	15	2													1.2
4		1	2	1													1.4
19				3	1			3		2	9			1			6.5
11			1	7		2		1									2.2
2			2														1.4
6		2	3		1												1.3
13		1	1	7	2	2											2.0
31		1	2	3	5	5		5	1	6	2	1					3.7
1				1													1.9
8			6	1	1												1.5

**NOTE: Be sure to check for related offense codes when examining a particular type of crime. They may or may not be in sequential order or even on the same page.**

**B2 2005 Commitments by Minimum Term Distribution for Men and Women — All Offenses**  
*Includes Additional Sentences Imposed*  
 Page 6 of 17

B - 10

			TOTAL*	.5	1	1.5	2	2.5	3	3.5	4	4.5	5	10	15	20	25	>25	LIFE	AVG
GRAND TOTALS			11,273	252	1,654	2,223	2,878	658	740	230	349	173	369	917	290	139	77	115	135	3.4
VIOLATIONS			10,737	216	1,533	2,082	2,756	640	734	213	349	173	369	916	290	139	77	115	135	3.5
ATTEMPTS			462	36	121	141	122	18	6	17				1						1.4
Max. Penalty																				
750.145D2D	Computer/Internet - Comm w/Other Plan Crime Max 4 - < 10 yrs	10 ATTEMPTS	6			1	3		1	1										2.1
750.145D2E	Computer/Internet - Comm w/Other Plan Crime Max 10 - < 15 yrs	15 ATTEMPTS	2									1		1						5.1
750.145D2F	Computer/Internet - Comm w/Other Plan Crime Max 15+ yrs	20 ATTEMPTS	18		7	1	3	1	3	1				2						2.4
750.145N3	Vulnerable Adult Abuse - 3rd Degree	2 ATTEMPTS	1			1														1.1
750.157A	Compounding Offenses	5 ATTEMPTS	1			1														1.5
750.157B2	Homicide - Solicitation of Murder	LIFE ATTEMPTS	3											2		1				12.6
750.157C	Minors - Induce to Commit Felony	LIFE ATTEMPTS	1										1							4.8
750.157N1	Financial Transaction Device - Steal/ Retain w/o Consent	4 ATTEMPTS	47	2	19	19	4	2			1									1.3
750.157P	Financial Transaction Device - Possess w/Intent to Use/Sell	4 ATTEMPTS	5		3	2														1.0
750.157Q	Financial Transaction Device - Illegal Sale/Use	4 ATTEMPTS	6		2	4														1.2
750.157Q	Financial Transaction Device - Illegal Sale/Use	4 ATTEMPTS	13	1	6	5	1													1.1
750.157V	Financial Transaction Device - False ID	4 ATTEMPTS	1																	.7
750.157W1C1	Financial Transaction Device - Fraud \$1,000 - < \$20,000	4 ATTEMPTS	2			2														1.3
750.157W1C1	Financial Transaction Device - Fraud \$1,000 - < \$20,000	5 ATTEMPTS	1			1														1.2
750.158	Sodomy	15 ATTEMPTS	1	1																.3
750.158	Sodomy	15 ATTEMPTS	1			1														1.4
750.159I1	Criminal Enterprise - Conducting	20 ATTEMPTS	13		2		4						2	5						3.9
750.160	Dead Bodies - Disinterment and Mutilation	10 ATTEMPTS	2				1						1							3.4
750.161	Desertion/Abandon/Non-Support	3 ATTEMPTS	4			1	2	1												1.8
750.161	Desertion/Abandon/Non-Support	3 ATTEMPTS	2		2															1.0
750.165	Child Support - Fail to Pay	4 ATTEMPTS	65		9	16	30	7	3											1.7
750.165	Child Support - Fail to Pay	4 ATTEMPTS	13		4	9														1.2
750.174-B	Embezzlement - Agent or Trustee Over \$100	10 ATTEMPTS	1				1													2.0
750.1744A	Embezzlement - Agent or Trustee \$1,000 - < \$20,000	5 ATTEMPTS	28	2	8	8	7	2		1										1.4
750.1744A	Embezzlement - Agent or Trustee \$1,000 - < \$20,000	5 ATTEMPTS	2			1	1													1.5

NOTE: Be sure to check for related offense codes when examining a particular type of crime. They may or may not be in sequential order or even on the same page.

**B2 2005 Commitments by Minimum Term Distribution for Men and Women — All Offenses**  
*Includes Additional Sentences Imposed*  
 Page 7 of 17

B - 11

		TOTAL*	.5	1	1.5	2	2.5	3	3.5	4	4.5	5	10	15	20	25	>25	LIFE	AVG
GRAND TOTALS		11,273	252	1,654	2,223	2,878	658	740	230	349	173	369	917	290	139	77	115	135	3.4
VIOLATIONS		10,737	216	1,533	2,082	2,756	640	734	213	349	173	369	916	290	139	77	115	135	3.5
ATTEMPTS		462	36	121	141	122	18	6	17				1						1.4
Max. Penalty																			
750.1744B	Embezzlement - Agent or Trustee < \$1,000, 2nd+ Offense	5						1											3.0
750.1745A	Embezzlement - Agent or Trustee \$20,000 or More	10		2	3	3	1			1		3							2.5
750.1745B	Embezzlement - Agent or Trustee < \$20,000, 3rd+ Offense	10											1						6.3
750.174A4A	Embezzlement - Vulnerable Adult \$1,000 - < \$20,000	5					1						1						4.2
750.174A5A	Embezzlement - Vulnerable Adult \$20,000 or More	10					1												2.5
750.183-A	Escape - Aiding Prisoner - Felony	7										1							4.7
750.186A	Escape - Juvenile Facility	4		1	1	1													1.4
750.193	Escape - Prison	5		5	8	2													1.3
750.1951	Escape - From Misdemeanor Jail Sentence	2		1															1.0
750.1952	Escape - From Felony Jail Sentence	4		6	4	3	1	1											1.5
750.1971	Escape - Awaiting Trial For Misdemeanor	2			1	1													1.2
750.1972	Escape - Awaiting Trial for Felony	4		2															1.5
750.197C-A	Assault of Prison Employee	4																	1.0
750.197C	Escape - From Jail Through Violence or Assault Prison Employee	4		1		1													1.8
750.199A	Bond - Absconding or Forfeiting	4		1	8	8		1											5
750.204A	Explosives - Send w/Intent to Frighten	5				1													1.5
750.209A	Explosives - Possess w/Intent to Terrorize	10						1											1.0
750.211A2A	Explosives - Mfg/Poss Explosive/Other w/Malicious Intent	15		1									1						1.5
750.213	Extortion	20																	1.9
	ATTEMPTS	3		1		2													2.5
																			4.1
																			1.6

NOTE: Be sure to check for related offense codes when examining a particular type of crime. They may or may not be in sequential order or even on the same page.

**B2 2005 Commitments by Minimum Term Distribution for Men and Women — All Offenses**  
*Includes Additional Sentences Imposed*  
 Page 8 of 17

B - 12

GRAND TOTALS		
		VIOLATIONS
		ATTEMPTS
		Max. Penalty
750.2153	Impersonate Peace Officer to Commit Crime	4 ATTEMPTS
750.2184A	False Pretenses - \$1,000 - < \$20,000	5 ATTEMPTS
750.2185A	False Pretenses - \$20,000 or More	10 ATTEMPTS
750.218B	False Pretenses Over \$100	10 ATTEMPTS
750.219E	Financial Institution - Unauthorized Credit Application	4 ATTEMPTS
750.2241-A	Weapons - Dangerous Weapon, Misc.	5 ATTEMPTS
750.224A	Weapons - Taser, Possess or Sale	4 ATTEMPTS
750.224B	Weapons - Firearms, Short-Barrel Shotgun/Rifle	5 ATTEMPTS
750.224D2	Weapons - Dangerous Weapon, Self-Defense Spray	2 ATTEMPTS
750.224F	Weapons - Firearms, Possess by Felon	5 ATTEMPTS
750.226	Weapons - Dangerous Weapon, Carry w/Unlawful Intent	5 ATTEMPTS
750.227	Weapons - Carrying Concealed	5 ATTEMPTS
750.227B-A	Weapons - Felony Firearm	2 ATTEMPTS
750.227B-B	Weapons - Felony Firearm, 2nd Offense	5 ATTEMPTS
750.227B	Weapons - Felony Firearm	10 ATTEMPTS
750.227C	Weapons - Firearms, Possess Loaded in Vehicle	2 ATTEMPTS
750.227G9A	Weapons - Body Armor - Possess/Use By Violent Felon	4 ATTEMPTS
750.230	Weapons - Firearms, Altering ID Marks	2 ATTEMPTS
750.232A3	Weapons - Firearms, False Application	4 ATTEMPTS

TOTAL*	.5	1	1.5	2	2.5	3	3.5	4	4.5	5	10	15	20	25	>25	LIFE	AVG
11,273	252	1,654	2,223	2,878	658	740	230	349	173	369	917	290	139	77	115	135	3.4
10,737	216	1,533	2,082	2,756	640	734	213	349	173	369	916	290	139	77	115	135	3.5
462	36	121	141	122	18	6	17				1						1.4
1								1									4.0
22		6	8	4	3		1										1.5
1			1														1.1
7		2	1	1	1	1		1									2.1
1					1												2.5
2		1		1													1.5
2		1		1													1.4
2	1	1															.7
9	1	2	1	3	1		1										1.7
1			1														1.3
2		1	1														1.1
201	21	49	40	34	17	19	3	9	1	4	3					1	1.7
1			1														1.2
4				3		1											2.1
105	8	25	21	29	6	5	8	2			1						1.7
6		2	2	2													1.2
540				539						1							2.0
1				1													2.0
14										14							5.0
1				1													2.0
1			1														1.2
1			1														1.3
1			1														1.3
1			1														1.4

**NOTE: Be sure to check for related offense codes when examining a particular type of crime. They may or may not be in sequential order or even on the same page.**

**B2 2005 Commitments by Minimum Term Distribution for Men and Women — All Offenses**  
*Includes Additional Sentences Imposed*  
 Page 9 of 17

B - 13

			TOTAL*	.5	1	1.5	2	2.5	3	3.5	4	4.5	5	10	15	20	25	>25	LIFE	AVG
GRAND TOTALS			11,273	252	1,654	2,223	2,878	658	740	230	349	173	369	917	290	139	77	115	135	3.4
VIOLATIONS			10,737	216	1,533	2,082	2,756	640	734	213	349	173	369	916	290	139	77	115	135	3.5
ATTEMPTS			462	36	121	141	122	18	6	17				1						1.4
Max. Penalty																				
750.234A	Weapons - Firearms, Discharge from Vehicle	4 ATTEMPTS	1		1															1.0
750.234B	Weapons - Firearms, Discharge in/at Bldg.	4 ATTEMPTS	7	1	3	1	1	1												1.2
750.237A1	Weapon-Free School Zones, General Felony Violations	5 ATTEMPTS	1	1																.3
750.248	Forgery	14 ATTEMPTS	48		7	13	18	5	2		2		1							1.8
750.248A	Financial Transaction Device - Utter & Publish	4 ATTEMPTS	4		1	1		1												1.9
750.249	Uttering & Publishing	14 ATTEMPTS	1																	2.0
750.253	Utter & Publish - Counterfeit Bills/Notes	5 ATTEMPTS	329	8	67	115	106	19	10		2		2							1.5
750.254	Utter & Publish - Possess Counterfeit Bank/State/Bills	5 ATTEMPTS	34	4	12	14	3		1											1.1
750.260	Counterfeiting - Coins/Possess 5 or More	LIFE ATTEMPTS	2		1		1													1.4
750.285	Obtain Personal Identity Info w/o Permission	5 ATTEMPTS	3	1		1	1													1.2
750.316-A	Homicide - Murder 1st Degree, Premeditated	LIFE ATTEMPTS	1						1											3.0
750.316-B	Homicide - Felony Murder	LIFE ATTEMPTS	12	1	3	4	3						1							1.6
750.316-C	Homicide - Open Murder, Statutory Short Form	LIFE ATTEMPTS	64																64	
750.316	Homicide	LIFE ATTEMPTS	31																31	
750.317	Homicide - Murder 2nd Degree	LIFE ATTEMPTS	14														2	12		45.0
750.321-A	Homicide - Manslaughter, Statutory Short Form	15 ATTEMPTS	5																5	
750.321-C	Homicide - Manslaughter, Involuntary	15 ATTEMPTS	179						1				1	14	25	47	28	53	10	24.2
750.321-E	Homicide - Manslaughter with Motor Vehicle	15 ATTEMPTS	36			2	1	2	3	2	4	1	5	14	1	1				5.7
750.321	Homicide - Manslaughter	15 ATTEMPTS	9			1		1	1	1	1			4						5.0
			9			1		1	1		1			5						6.0
			4				1						1	2						5.7

NOTE: Be sure to check for related offense codes when examining a particular type of crime. They may or may not be in sequential order or even on the same page.

**B2 2005 Commitments by Minimum Term Distribution for Men and Women — All Offenses**  
*Includes Additional Sentences Imposed*  
 Page 10 of 17

B - 14

			TOTAL*	.5	1	1.5	2	2.5	3	3.5	4	4.5	5	10	15	20	25	>25	LIFE	AVG
GRAND TOTALS			11,273	252	1,654	2,223	2,878	658	740	230	349	173	369	917	290	139	77	115	135	3.4
VIOLATIONS			10,737	216	1,533	2,082	2,756	640	734	213	349	173	369	916	290	139	77	115	135	3.5
ATTEMPTS			462	36	121	141	122	18	6	17				1						1.4
Max. Penalty																				
750.324	Homicide - Negligent Homicide	2	10		2	7		1												1.3
	ATTEMPTS																			
750.329	Homicide - Manslaughter, Death by	15	3								1			2						6.4
	Weapon Aimed w/out Malice	ATTEMPTS																		
750.335A	Indecent Exposure (Sexually Delinquent	1	1				1													2.0
	Person)	ATTEMPTS																		
750.338B	Gross Indecency Male and Female,	5	7		1	2	1	2		1										2.0
	Commit/Procure	ATTEMPTS	1				1													1.7
750.345	Allow Minor to Distribute Obscene	5	1		1															1.0
	Literature	ATTEMPTS																		
750.349	Kidnapping	LIFE	26			1	1				1	1	1	4	9	1		5	2	16.7
		ATTEMPTS	2				2													1.9
750.356	Larceny	10	1			1														1.5
		ATTEMPTS																		
750.3562A	Larceny - \$20,000 or More	10	5			2			1		1		1							2.9
		ATTEMPTS	1	1																.2
750.3563A	Larceny - \$1,000 - < \$20,000	5	33	1	8	9	9	3	2	1										1.6
		ATTEMPTS																		
750.356A	Larceny - From Motor Vehicle	10	2		1		1													1.3
		ATTEMPTS																		
750.356A1	Larceny - From Motor Vehicle	5	30	2	7	11	7	2	1											1.4
		ATTEMPTS	4	1	2	1														.8
750.356A2A	Break and Enter - Vehicle Steal	MISD	1		1															1.0
	Property Under \$200	ATTEMPTS																		
750.356A2C1	Break and Enter - Vehicle Steal Property	5	4			1	2		1											2.0
	\$1,000 - < \$20,000	ATTEMPTS																		
750.356A2C2	Break and Enter - Vehicle Steal Prop	5	1			1														1.5
	\$200 - < \$1,000, 2nd+ Offense	ATTEMPTS																		
750.356A2D1	Break and Enter - Vehicle Steal Property	10	1				1													1.9
	\$20,000 or More	ATTEMPTS																		
750.356A3	Break and Enter - Vehicle With Damage	5	52	5	18	19	5	2	3											1.3
		ATTEMPTS	1		1															.8
750.356B	Break and Enter - Coin Telephone	4	3		2	1														1.1
		ATTEMPTS																		
750.356C	Retail Fraud - 1st Degree	5	217	4	58	83	48	10	12		2									1.5
		ATTEMPTS	3			1	2													1.6
750.357	Larceny from Person	10	109	1	14	19	35	10	14	2	5		2	6	1					2.3
		ATTEMPTS	11		1	8	1	1												1.4

NOTE: Be sure to check for related offense codes when examining a particular type of crime. They may or may not be in sequential order or even on the same page.



**B2 2005 Commitments by Minimum Term Distribution for Men and Women — All Offenses**  
*Includes Additional Sentences Imposed*  
 Page 11 of 17

B - 15

			TOTAL*	.5	1	1.5	2	2.5	3	3.5	4	4.5	5	10	15	20	25	>25	LIFE	AVG
GRAND TOTALS			11,273	252	1,654	2,223	2,878	658	740	230	349	173	369	917	290	139	77	115	135	3.4
VIOLATIONS			10,737	216	1,533	2,082	2,756	640	734	213	349	173	369	916	290	139	77	115	135	3.5
ATTEMPTS			462	36	121	141	122	18	6	17				1						1.4
Max. Penalty																				
750.357B	Weapons - Firearms - Larceny	5 ATTEMPTS	7	1	2	1	3													1.3
750.360	Larceny in Building	4 ATTEMPTS	133 13	7 2	32 7	53 4	36	4	1											1.4 1.0
750.3622A	Larceny by Conversion \$20,000 or More	10 ATTEMPTS	5 1		2	1	1			1										1.7 2.0
750.3623A	Larceny By Conversion \$1,000 - < \$20,000	5 ATTEMPTS	25	1	1	9	7	1	2		4									2.0
750.362A3A	Failure to Return Rented Property \$1,000 - < \$20,000	5 ATTEMPTS	3		2	1														1.0
750.3633A	Larceny by False Personation \$1,000 - < \$20,000	5 ATTEMPTS	1			1														1.3
750.377A1A1	Malicious Destruction Personal Property \$20,000 or More	10 ATTEMPTS	1				1													1.9
750.377A1B1	Malicious Destruction Personal Property \$1,000 - < \$20,000	5 ATTEMPTS	20 1		4	13 1	3													1.3 1.1
750.377AA	Malicious Destruction Personal Property	4 ATTEMPTS	1		1															.8
750.377B	Malicious Destruction Fire/Police Property	4 ATTEMPTS	31 2	3	7 1	9 1	7		3		1	1								1.6 1.1
750.3802A	Malicious Destruction Building \$20,000 or More	10 ATTEMPTS	1			1														1.3
750.3803A	Malicious Destruction Building \$1,000 - < \$20,000	5 ATTEMPTS	7 1	1	3	3	1													1.2 .5
750.411A1B	False Report of a Felony	4 ATTEMPTS	13 2	1	1 1	6 1	3	2												1.5 1.1
750.411A2	False Bomb Threat	10 ATTEMPTS	1				1													2.0
750.411A3A	False Report/Threat of Bomb/Harmful Device	4 ATTEMPTS	2		1	1														1.1
750.411I	Stalking - Aggravated	5 ATTEMPTS	39 2		5	8 1	16 1	3	7											1.9 1.5
750.413	Motor Vehicle - Unlawfully Driving Away	5 ATTEMPTS	178 7	2	28 3	57 4	62	14	7		4	1	2	1						1.7 1.2
750.414	Motor Vehicle - Unlawful Use	2 ATTEMPTS	37	1	12	21	3													1.1
750.422-A	Perjury - Court Proceeding Capital Crime	LIFE ATTEMPTS	2							1				1						5.0

NOTE: Be sure to check for related offense codes when examining a particular type of crime. They may or may not be in sequential order or even on the same page.

**B2 2005 Commitments by Minimum Term Distribution for Men and Women — All Offenses**  
*Includes Additional Sentences Imposed*  
 Page 12 of 17

B - 16

		GRAND TOTALS
		VIOLATIONS
		ATTEMPTS
		Max. Penalty
750.422-B	Perjury - Court Proceeding	15 ATTEMPTS
750.423	Perjury - Other Than Court Proceeding	15 ATTEMPTS
750.424-A	Perjury - Subornation, Other Than Court Proceeding	15 ATTEMPTS
750.425-A	Perjury - Incite/Procure, Other Than Court Proceeding	5 ATTEMPTS
750.425-B	Perjury - Incite/Procure, Court Proceeding	5 ATTEMPTS
750.4362A	Poison - Food/Drink/Medicine/Water Supply	15 ATTEMPTS
750.451-D	Prostitution - 3rd+ Offense	2 ATTEMPTS
750.478A2	Public Officer - Attempt to Obstruct Official Duties	2 ATTEMPTS
750.479-B	Police Officer/Public Officer - Resist and Obstruct	2 ATTEMPTS
750.4792	Public Officer - Assault or Obstruct	2 ATTEMPTS
750.4793	Public Officer - Assault or Obstruct Cause Injury	4 ATTEMPTS
750.479A2	Police Officer - Fleeing (Penal Code) 4th Degree	2 ATTEMPTS
750.479A3	Police Officer - Fleeing (Penal Code) 3rd Degree	5 ATTEMPTS
750.479A4-A	Police Officer - Fleeing (Penal Code) 2nd Degree	10 ATTEMPTS
750.479B1	Peace Officer - Disarming Non-Firearm	4 ATTEMPTS
750.479B2	Peace Officer - Disarming Firearm	10 ATTEMPTS
750.483A2B	Interfere w/Crime Report Threat to Kill/Injure	10 ATTEMPTS
750.483A4B	Interfere w/Police Investigation Threat to Kill/Injure	10 ATTEMPTS
750.502D	Anhydrous Ammonia Container, Unauthorized Tampering	4 ATTEMPTS

TOTAL*	.5	1	1.5	2	2.5	3	3.5	4	4.5	5	10	15	20	25	>25	LIFE	AVG
11,273	252	1,654	2,223	2,878	658	740	230	349	173	369	917	290	139	77	115	135	3.4
10,737	216	1,533	2,082	2,756	640	734	213	349	173	369	916	290	139	77	115	135	3.5
462	36	121	141	122	18	6	17				1						1.4
3		1					1		1								2.9
1											1						9.0
1				1													1.7
1	1																.3
1		1															1.0
1				1													2.0
8		3	3	2													1.3
1	1																.5
3		1	2														1.1
1			1														1.1
3			2			1											1.8
1				1													1.8
22	1	5	10	6													1.3
117		13	36	40	15	7	1	3	1	1							1.8
3		1	2														1.3
14		2	1	3	1	3	1	1			2						2.8
1		1															1.0
3				1				1		2							4.6
1																	2.0
3			1	1							1						3.4
1			1														1.1
4		1	1	2													1.5

**NOTE: Be sure to check for related offense codes when examining a particular type of crime. They may or may not be in sequential order or even on the same page.**

**B2 2005 Commitments by Minimum Term Distribution for Men and Women — All Offenses**  
*Includes Additional Sentences Imposed*  
 Page 13 of 17

B - 17

		GRAND TOTALS
		VIOLATIONS
		ATTEMPTS
		Max. Penalty
750.505-A	Obstruction of Justice	5
	ATTEMPTS	
750.505-B	Accessory After the Fact to Felony	5
	ATTEMPTS	
750.505C	Common Law Offenses	5
	ATTEMPTS	
750.50B	Animals - Killing/Torturing	4
	ATTEMPTS	
750.511	Railroads - Block/Wreck Track	LIFE
	ATTEMPTS	
750.520B	CSC - 1st Degree - Multiple Variables	LIFE
	ATTEMPTS	
750.520B1A	CSC - 1st Degree - Person Under 13	LIFE
	ATTEMPTS	
750.520B1B	CSC - 1st Degree - Relationship	LIFE
	ATTEMPTS	
750.520B1C	CSC - 1st Degree - During Felony	LIFE
	ATTEMPTS	
750.520B1D	CSC - 1st Degree - Accomplices	LIFE
	ATTEMPTS	
750.520B1E	CSC - 1st Degree - Weapon Used	LIFE
	ATTEMPTS	
750.520B1F	CSC - 1st Degree - Personal Injury	LIFE
	ATTEMPTS	
750.520B1G	CSC - 1st Degree - Injury to Incap. Victim	LIFE
	ATTEMPTS	
750.520B1H	CSC - 1st Degree - Mentally Disabled Relationship	LIFE
	ATTEMPTS	
750.520C	CSC - 2nd Degree - Multiple Variables	15
	ATTEMPTS	
750.520C1A	CSC - 2nd Degree - Person Under 13	15
	ATTEMPTS	
750.520C1B	CSC - 2nd Degree - Relationship	15
	ATTEMPTS	
750.520C1C	CSC - 2nd Degree - During Felony	15
	ATTEMPTS	
750.520C1D	CSC - 2nd Degree - Accomplices	15
	ATTEMPTS	

TOTAL*	.5	1	1.5	2	2.5	3	3.5	4	4.5	5	10	15	20	25	>25	LIFE	AVG
11,273	252	1,654	2,223	2,878	658	740	230	349	173	369	917	290	139	77	115	135	3.4
10,737	216	1,533	2,082	2,756	640	734	213	349	173	369	916	290	139	77	115	135	3.5
462	36	121	141	122	18	6	17				1						1.4
3			1	2													1.8
14		1	4	9													1.6
1				1													1.9
2			1			1											2.1
1				1													1.9
51							1		3	1	12	17	8	2	6	1	14.4
2			1				1										2.3
160		1		3	1	7	1	6	1	9	49	43	21	10	6	2	11.9
8			1	5		1	1										2.1
44				2	1		1		1	4	17	12	3	2	1		10.2
3				2			1										2.3
9												4			3	2	23.3
1															1		45.0
9							1				1	2		2	2	1	17.9
20							1	1			5	3	4	4	2		17.9
1				1													1.8
2									1			1					7.4
3				1							1				1		13.0
45		4		12	1	4	4	6	1	7	6						3.6
2			2														1.5
173		7	13	30	15	20	10	13	4	22	37	1	1				3.9
10		1	2	6	1												1.8
34		1	1	6	4	1	2	5		7	7						3.8
3			1	2													1.6
1						1											3.0
2					2												2.4

NOTE: Be sure to check for related offense codes when examining a particular type of crime. They may or may not be in sequential order or even on the same page.

# B2 2005 Commitments by Minimum Term Distribution for Men and Women — All Offenses

*Includes Additional Sentences Imposed*  
Page 14 of 17

B - 18

		GRAND TOTALS
		VIOLATIONS
		ATTEMPTS
		Max. Penalty
750.520C1E	CSC - 2nd Degree - Weapon Used	15
	ATTEMPTS	
750.520C1F	CSC - 2nd Degree - Personal Injury	15
	ATTEMPTS	
750.520C1G	CSC - 2nd Degree - Injury to Incap. Victim	15
	ATTEMPTS	
750.520C1H	CSC - 2nd Degree - Mentally Disabled Relationship	15
	ATTEMPTS	
750.520C1K	CSC - 2nd Degree - County Prisoner	15
	ATTEMPTS	
750.520D	CSC - 3rd Degree - Multiple Variables	15
	ATTEMPTS	
750.520D1A	CSC - 3rd Degree - Person 13-15	15
	ATTEMPTS	
750.520D1B	CSC - 3rd Degree - Force/Coercion	15
	ATTEMPTS	
750.520D1C	CSC - 3rd Degree - Incapacitated Victim	15
	ATTEMPTS	
750.520D1D	CSC - 3rd Degree - Incest	15
	ATTEMPTS	
750.520E	CSC - 4th Degree - Multiple Variables	2
	ATTEMPTS	
750.520E1A-A	CSC - 4th Degree - Victim 13-16	2
	ATTEMPTS	
750.520E1A	CSC - 4th Degree - Force/Coercion	2
	ATTEMPTS	
750.520E1B	CSC - 4th Degree - Incapacitated Victim	2
	ATTEMPTS	
750.520E1G	CSC - 4th Degree - Incest	2
	ATTEMPTS	
750.520G1	CSC - Assault w/Intent to Commit Sexual Penetration	10
	ATTEMPTS	
750.520G2	CSC - 2nd Degree Assault	5
	ATTEMPTS	
750.529	Robbery - Armed	LIFE
	ATTEMPTS	
750.529A	Carjacking	LIFE
	ATTEMPTS	

TOTAL*	.5	1	1.5	2	2.5	3	3.5	4	4.5	5	10	15	20	25	>25	LIFE	AVG
11,273	252	1,654	2,223	2,878	658	740	230	349	173	369	917	290	139	77	115	135	3.4
10,737	216	1,533	2,082	2,756	640	734	213	349	173	369	916	290	139	77	115	135	3.5
462	36	121	141	122	18	6	17				1						1.4
2											1		1				13.0
10			2	2	1			3		1	1						3.3
1				1													2.0
1						1											3.0
3					1		1					1					6.5
1																	1.9
1								1									3.3
57	4	2	7	3	7		2	1	11	17	2				1		5.3
5		1	2	1			1										2.1
172	8	6	21	16	25	6	15	15	12	44	2	2					4.4
32	2	10	16	2			2										1.8
50	2		5	4	3	3	1	2	4	23	1	1	1				6.2
5	2	1	1	1													1.5
11	1		2		1	1				5	1						6.7
1				1													2.4
17	1	1			2	2		1	1	9							5.3
1		1															1.5
19	4	14		1													1.2
15		14		1													1.4
24	4	17	2				1										1.3
2		1	1														1.6
2		2															1.3
82	2	17	26	2	7	9	4	2	5	8							2.7
1	1																.6
20	2	8	6	3		1											1.7
1	1																1.0
488	1	7	7	27	31	19	23	21	30	41	160	71	19	11	18	2	8.3
4		1	1		1		1										2.0
49		1	2	1	3	3	2	3	6	6	12	7	1	1		1	6.5
3		1	1				1										1.9

NOTE: Be sure to check for related offense codes when examining a particular type of crime. They may or may not be in sequential order or even on the same page.

**B2 2005 Commitments by Minimum Term Distribution for Men and Women — All Offenses**  
*Includes Additional Sentences Imposed*  
 Page 15 of 17

B - 19

			TOTAL*	.5	1	1.5	2	2.5	3	3.5	4	4.5	5	10	15	20	25	>25	LIFE	AVG
GRAND TOTALS			11,273	252	1,654	2,223	2,878	658	740	230	349	173	369	917	290	139	77	115	135	3.4
VIOLATIONS			10,737	216	1,533	2,082	2,756	640	734	213	349	173	369	916	290	139	77	115	135	3.5
ATTEMPTS			462	36	121	141	122	18	6	17				1						1.4
Max. Penalty																				
750.530	Robbery - Unarmed	15	233		15	13	52	27	44	5	22	6	18	25	6					3.4
	ATTEMPTS		1				1													1.9
750.531-A	Bank Robbery	LIFE	57		6		13	5	9	2	4		1	17						3.8
	ATTEMPTS																			
750.531-B	Safe Breaking	LIFE	22			3	4	2	1		3		3	4	2					4.4
	ATTEMPTS		3			1	2													1.6
750.531	Bank Robbery/Safe Breaking	LIFE	1												1					15.0
	ATTEMPTS																			
750.532	Seduction	5	2			1	1													1.7
	ATTEMPTS																			
750.535-A	Stolen Property - Rec & Conc Over \$100 (obsolete)	5	1				1													2.0
	ATTEMPTS																			
750.5352A	Stolen Property - Rec & Conc \$20,000 or More	10	19		6	3	5	2			1		1	1						2.2
	ATTEMPTS		2		1		1													1.5
750.5353A	Stolen Property - Rec & Conc \$1,000 - < \$20,000	5	65	5	10	23	21	4	1	1										1.5
	ATTEMPTS		1	1																.3
750.5353B	Stolen Property - Rec & Conc \$200 - < \$1,000, 2nd+ Offense	5	1				1													2.0
	ATTEMPTS																			
750.5357	Stolen Property - Rec & Conc Motor Vehicle	5	155	9	79	29	26	3	6		1	1		1						1.3
	ATTEMPTS		2		1	1														1.2
750.535A2	Motor Vehicles - Operating a Chop Shop	10	8		5	2	1													1.2
	ATTEMPTS																			
750.535B	Weapons - Firearms - Receive & Conceal	10	19		2	5	7	1	1		1		2							2.1
	ATTEMPTS		3			1	2													1.6
750.539J2B	Capture/Distribute Image of Unclothed Person	5	3		1	1							1							2.5
	ATTEMPTS																			
750.540	Telephone - Tap/Cut Lines	2	6			2	3	1												1.7
	ATTEMPTS																			
750.543M	False Report or Threat of Terrorism	20	1							1										3.3
	ATTEMPTS																			
750.72-A	Arson - Dwelling House	20	32				7	1	4	2	3	6	2	6		1				4.3
	ATTEMPTS		1						1											3.0
750.72-B	Arson - Dwelling House Curtilage	20	1											1						7.0
	ATTEMPTS																			
750.72	Arson - Dwelling House	20	1		1															.8
	ATTEMPTS																			
750.73	Arson - Real Property	10	7		1	1	3						1	1						2.9
	ATTEMPTS		2		1					1										2.1

NOTE: Be sure to check for related offense codes when examining a particular type of crime. They may or may not be in sequential order or even on the same page.

**B2 2005 Commitments by Minimum Term Distribution for Men and Women — All Offenses**  
*Includes Additional Sentences Imposed*  
 Page 16 of 17

B - 20

GRAND TOTALS		
VIOLATIONS		
ATTEMPTS		
Max. Penalty		
750.741C1	Arson - Personal Property \$1,000 - < \$20,000	5 ATTEMPTS
750.741D1	Arson - Personal Property \$20,000 or More	10 ATTEMPTS
750.77-B	Arson - Prepare to Burn Real/Personal Property Over \$50	4 ATTEMPTS
750.771C1	Arson - Prepare to Burn Property \$1,000 - < \$20,000	5 ATTEMPTS
750.771D1	Arson - Prepare to Burn Property \$20,000 or More	10 ATTEMPTS
750.78	Arson - Woods/Prairies	4 ATTEMPTS
750.81	Assault or Assault and Battery	MISD ATTEMPTS
750.814	Domestic Violence, 3rd Offense	2 ATTEMPTS
750.81A	Assault - Aggravated	1 ATTEMPTS
750.81A3	Domestic Violence - Aggravated 2nd Offense	2 ATTEMPTS
750.81C2	Assault/Battery - of DHS Employee	2 ATTEMPTS
750.81D1	Police Officer - Assault/Resist/Obstruct	2 ATTEMPTS
750.81D2	Police Officer - Assault/Resist/Obstruct Cause Injury	4 ATTEMPTS
750.81D3	Police Officer - Assault/Resist/Obstruct Serious Impairment	15 ATTEMPTS
750.82	Felonious Assault	4 ATTEMPTS
750.83	Assault w/Intent to Murder	LIFE ATTEMPTS
750.84	Assault w/Intent to do Great Body Harm Less Than Murder	10 ATTEMPTS
750.87	Assault w/Intent to Commit Felony	10 ATTEMPTS
750.88	Assault w/Intent to Rob While Unarmed	15 ATTEMPTS

TOTAL*	.5	1	1.5	2	2.5	3	3.5	4	4.5	5	10	15	20	25	>25	LIFE	AVG
11,273	252	1,654	2,223	2,878	658	740	230	349	173	369	917	290	139	77	115	135	3.4
10,737	216	1,533	2,082	2,756	640	734	213	349	173	369	916	290	139	77	115	135	3.5
462	36	121	141	122	18	6	17				1						1.4
5		2		2		1											1.6
2				2													2.0
1					1												2.3
4		1	1	2													1.5
1				1													1.9
1			1														1.4
2			1							1							3.0
54		7	34	6	4	2	1										1.5
2							1	1									3.1
1	1																.5
1			1														1.3
1		1															1.0
180	3	45	87	25	9	9		2									1.4
31	1	2	11	9	3	2		1		1	1						2.0
1			1														1.5
2					1			1									3.2
233	9	43	72	67	19	15		4		2	2						1.7
19	1	3	15														1.1
99		1	1	2	1	2	1	2	4	4	32	22	11	7	8	1	12.8
247	2	17	22	56	19	34	21	20	2	22	27	5					3.3
15		1	4	8			2										1.8
3			1	1		1											1.9
35		2	3	13	3	9					3	1					2.9
2		1		1					1								1.4

NOTE: Be sure to check for related offense codes when examining a particular type of crime. They may or may not be in sequential order or even on the same page.

# B2 2005 Commitments by Minimum Term Distribution for Men and Women — All Offenses

*Includes Additional Sentences Imposed*  
Page 17 of 17

B - 21

			TOTAL*	.5	1	1.5	2	2.5	3	3.5	4	4.5	5	10	15	20	25	>25	LIFE	AVG
GRAND TOTALS			11,273	252	1,654	2,223	2,878	658	740	230	349	173	369	917	290	139	77	115	135	3.4
VIOLATIONS			10,737	216	1,533	2,082	2,756	640	734	213	349	173	369	916	290	139	77	115	135	3.5
ATTEMPTS			462	36	121	141	122	18	6	17				1						1.4
Max. Penalty																				
750.89	Assault w/Intent to Rob While Armed	LIFE ATTEMPTS	83		1		6	3	3	3	4	3	7	31	13	4	2	3		8.4
			4		1		2			1										2.0
752.10031	Health Care Fraud - False Claim	4 ATTEMPTS	1			1														1.2
752.10033	Health Care Fraud - False Statement	4 ATTEMPTS	1				1													2.0
752.794B	Computers - Fraudulent Access Over \$100	1 ATTEMPTS	1							1										3.5
752.7973D	Computers - Use to Commit Crime	7 ATTEMPTS	5		1	2	1	1												1.5
	Max 4 - < 10 yrs		1				1													1.7
752.7973F	Computers - Use to Commit Crime	20 ATTEMPTS	2					2												2.5
	Max 20 yrs or More																			
752.811A	Break & Enter - Coin-Operated Device	3 ATTEMPTS	4	1	2		1													1.1
			1	1																.3
752.861	Weapons - Firearms, Careless Use	2 ATTEMPTS	1		1															1.0
	Cause Injury/Death																			
800.2811	Prisons - Furnish Contraband to Prisoner	5 ATTEMPTS	3	2		1														.8
	In Prison																			
800.2813	Prisons - Bringing Contraband Into	5 ATTEMPTS	2		2															1.0
800.2814	Prisons - Prisoner Possessing Contraband	5 ATTEMPTS	15		6	5	2	1			1									1.4
800.2834	Prisons - Prisoner Possessing Weapon	5 ATTEMPTS	36	1	10	9	10	2	2		2									1.6
			10	4	5	1														.8
801.2631	Jails- Furnish Contraband to Prisoner	5 ATTEMPTS	1			1														1.3
801.2632	Jails - Prisoner Possessing Contraband	5 ATTEMPTS	3		1				2											2.2

**NOTE: Be sure to check for related offense codes when examining a particular type of crime. They may or may not be in sequential order or even on the same page.**

\*Prisoners with Insufficient Information = 74.

Largest minimum term for each prisoner is reported.

When minimum terms exceed maximum penalties, it may be due to anomalies in criminal justice practices, habitualized offenses, database errors, etc.

Each minimum term category is rounded up from the preceding category (for example, the ten-year category includes all minimums longer than five years up to exactly ten years).

Minimum term averages are based on raw data (with life sentences excluded from the calculations).

**B2a 2005 Commitments by Minimum Term Distribution for Men and Women — Non-Assaultive**  
*Includes Additional Sentences Imposed*  
 Page 1 of 8

B - 22

		TOTAL	.5	1	1.5	2	2.5	3	3.5	4	4.5	5	10	15	20	25	>25	LIFE	AVG
GRAND TOTALS		4,868	149	884	1,202	1,712	282	262	72	108	13	87	90	5			1	1	1.8
VIOLATIONS		4,653	128	819	1,124	1,672	274	259	72	108	13	87	90	5			1	1	1.9
ATTEMPTS		215	21	65	78	40	8	3											1.2
Max. Penalty																			
28.729	Sex Offender - Fail to Register	4		17	12	6	3	1											1.4
	ATTEMPTS	1			1														1.2
28.7291B	Sex Offender - Fail to Register 2nd Offense	7			1	2		1											2.0
	ATTEMPTS	4																	
205.271B	Taxes - Aiding & Abetting Tax Evasion	5			2														1.5
	File False Returns	ATTEMPTS																	
257.254	MV Code - Intent to Pass False Title	10			1														1.5
	ATTEMPTS	1																	
257.256	License Plate/Registration/Title	MISD			1														1.3
	Unlawful Use	ATTEMPTS																	
257.257	License Documents/Plates Forgery	5			2														1.4
	ATTEMPTS	2																	
257.3107A	Driver's License-Forged w/Int Commit	10		1															.9
	Crime Max 10 yrs or More	ATTEMPTS																	
257.624A	Alcohol - Open Container in Vehicle	MISD						1											2.8
	ATTEMPTS	1																	
257.6251-A	Operating - While Intoxicated	MISD		2	2														1.1
	ATTEMPTS	4																	
257.62510C	Operating - OWI, 3rd Offense	1		1	2	4		1											1.7
	ATTEMPTS	8																	
257.6256B	OWI - Impaired w/Contr. Sub, 2nd	1			1														1.3
	Offense	ATTEMPTS																	
257.6256D	OWI - Impaired w/Contr. Sub, 3rd	5	662	11	125	211	208	50	31	17		2							1.6
	Offense	ATTEMPTS	1				1												2.0
257.6257A2	OWI - w/Occupant Less Than 16,	5	4		1	2	1												1.4
	2nd+ Offense	ATTEMPTS																	
257.903	Motor Vehicle Code - False Certification	5	5		2	1	2												1.4
	ATTEMPTS																		
257.9041B	Operate - Allow Suspended/Revoked/	MISD	2			1		1											2.0
	Denied to Operate	ATTEMPTS																	
257.9041C	Operate - Allow Suspended/Revoked/	1	1		1														1.0
	Denied to Operate, 2nd+ Offense	ATTEMPTS																	
333.16294	Health Profession - Unauthorized	4	1					1											2.7
	Practice Felony	ATTEMPTS																	
400.602-B	Fraud - Welfare (Failure to Inform)	4	1	1															.1
	\$500 or More	ATTEMPTS																	
445.65	Identity Theft	5	2			2													1.4
	ATTEMPTS																		

NOTE: Be sure to check for related offense codes when examining a particular type of crime. They may or may not be in sequential order or even on the same page.



**B2a** 2005 Commitments by Minimum Term Distribution for Men and Women — Non-Assaultive  
*Includes Additional Sentences Imposed*  
 Page 2 of 8

B - 23

			GRAND TOTALS	
			VIOLATIONS	
			ATTEMPTS	
			Max. Penalty	
445.67	Identity Theft - Obtain/Possess/Transfer ID w/Intent	5		
		ATTEMPTS		
500.45111	Insurance - Fraudulent Acts	4		
		ATTEMPTS		
570.152	Contractor - Fraudulent Use of Building Contract Fund	3		
		ATTEMPTS		
750.110	Break & Enter - A Building w/Intent	10		
		ATTEMPTS		
750.110A3	Home Invasion - 2nd Degree	15		
		ATTEMPTS		
750.110A4	Home Invasion - 3rd Degree	5		
		ATTEMPTS		
750.111	Break & Enter - Entry w/o Breaking w/Intent	5		
		ATTEMPTS		
750.116	Burglar's Tools - Possession	10		
		ATTEMPTS		
750.1227A	Witness - Bribe/Intimidate/Interfere	4		
		ATTEMPTS		
750.1313C	Check - Non-Sufficient Funds \$500 or More	2		
		ATTEMPTS		
750.131A1	Check - No Account	2		
		ATTEMPTS		
750.131A2	Check - Non-Sufficient Funds - 3 Within 10 Days	2		
		ATTEMPTS		
750.157A	Compounding Offenses	5		
		ATTEMPTS		
750.157N1	Financial Transaction Device - Steal/Retain w/o Consent	4		
		ATTEMPTS		
750.157P	Financial Transaction Device - Possess w/Intent to Use/Sell	4		
		ATTEMPTS		
750.157Q	Financial Transaction Device - Illegal Sale/Use	4		
		ATTEMPTS		
750.157V	Financial Transaction Device - False ID	4		
		ATTEMPTS		
750.157W1C1	Financial Transaction Device - Fraud \$1,000 - < \$20,000	5		
		ATTEMPTS		
750.159I1	Criminal Enterprise - Conducting	20		
		ATTEMPTS		

TOTAL	.5	1	1.5	2	2.5	3	3.5	4	4.5	5	10	15	20	25	>25	LIFE	AVG
4,868	149	884	1,202	1,712	282	262	72	108	13	87	90	5			1	1	1.8
4,653	128	819	1,124	1,672	274	259	72	108	13	87	90	5			1	1	1.9
215	21	65	78	40	8	3											1.2
1		1															1.0
2			1	1													1.6
1					1												2.1
406	10	52	85	144	28	33	14	10	1	13	14	1			1		2.2
40	2	10	13	12	2	1											1.4
505	6	32	47	126	49	81	17	50	7	33	54	3					3.1
26	1	6	6	10	3												1.5
71	1	11	18	25	7	7	1			1							1.8
2	1		1														.9
24	1	8	8	6	1												1.3
12	2	2	2	4	1				1								1.6
1			1														1.5
1		1															1.0
9		2	6	1													1.2
21	2	2	15	2													1.2
4		1	2	1													1.4
1			1														1.5
47	2	19	19	4	2			1									1.3
5		3	2														1.0
6		2	4														1.2
13	1	6	5	1													1.1
1		1															.7
2			2														1.3
1			1														1.2
1	1																.3
13		2		4						2	5						3.9

NOTE: Be sure to check for related offense codes when examining a particular type of crime. They may or may not be in sequential order or even on the same page.

**B2a** 2005 Commitments by Minimum Term Distribution for Men and Women — Non-Assaultive  
*Includes Additional Sentences Imposed*  
 Page 3 of 8

B - 24

			TOTAL	.5	1	1.5	2	2.5	3	3.5	4	4.5	5	10	15	20	25	>25	LIFE	AVG
GRAND TOTALS			4,868	149	884	1,202	1,712	282	262	72	108	13	87	90	5			1	1	1.8
VIOLATIONS			4,653	128	819	1,124	1,672	274	259	72	108	13	87	90	5			1	1	1.9
ATTEMPTS			215	21	65	78	40	8	3											1.2
Max. Penalty																				
750.160	Dead Bodies - Disinterment and Mutilation	10 ATTEMPTS	2				1						1							3.4
750.161	Desertion/Abandon/Non-Support	3 ATTEMPTS	4			1	2	1												1.8
750.165	Child Support - Fail to Pay	4 ATTEMPTS	2	2																1.0
750.174-B	Embezzlement - Agent or Trustee Over \$100	10 ATTEMPTS	65	9	16	30	7	3												1.7
750.1744A	Embezzlement - Agent or Trustee \$1,000 - < \$20,000	5 ATTEMPTS	13	4	9															1.2
750.1744B	Embezzlement - Agent or Trustee \$200 - < \$1,000, 2nd+ Offense	5 ATTEMPTS	1				1													2.0
750.1745A	Embezzlement - Agent or Trustee \$20,000 or More	10 ATTEMPTS	28	2	8	8	7	2		1										1.4
750.1745B	Embezzlement - Agent or Trustee \$1,000 - < \$20,000, 3rd+ Offense	10 ATTEMPTS	2		1	1														1.5
750.174A4A	Embezzlement - Vulnerable Adult \$1,000 - < \$20,000	5 ATTEMPTS	1						1											3.0
750.174A5A	Embezzlement - Vulnerable Adult \$20,000 or More	10 ATTEMPTS	13		2	3	3	1			1		3							2.5
750.183-A	Escape - Aiding Prisoner - Felony	7 ATTEMPTS	1				1							1						1.7
750.186A	Escape - Juvenile Facility	4 ATTEMPTS	1												1					6.3
750.193	Escape - Prison	5 ATTEMPTS	2				1													4.2
750.1951	Escape - From Misdemeanor Jail Sentence	2 ATTEMPTS	1					1												4.2
750.1952	Escape - From Felony Jail Sentence	4 ATTEMPTS	1																	2.5
750.1971	Escape - Awaiting Trial For Misdemeanor	2 ATTEMPTS	1																	4.7
750.1972	Escape - Awaiting Trial for Felony	4 ATTEMPTS	3		1	1	1													1.4
750.199A	Bond - Absconding or Forfeiting	4 ATTEMPTS	15		5	8	2													1.3
750.2153	Impersonate Peace Officer to Commit Crime	4 ATTEMPTS	1	1	1															1.0
			1	1																1.0
			19	1	1	8	8		1											1.5
			1	1																.5
			1								1									4.0

NOTE: Be sure to check for related offense codes when examining a particular type of crime. They may or may not be in sequential order or even on the same page.

**B2a** 2005 Commitments by Minimum Term Distribution for Men and Women — Non-Assaultive  
*Includes Additional Sentences Imposed*  
 Page 4 of 8

B - 25

		GRAND TOTALS
		VIOLATIONS
		ATTEMPTS
		Max. Penalty
750.2184A	False Pretenses - \$1,000 - < \$20,000	5
		ATTEMPTS
750.2185A	False Pretenses - \$20,000 or More	10
		ATTEMPTS
750.218B	False Pretenses Over \$100	10
		ATTEMPTS
750.219E	Financial Institution - Unauthorized Credit Application	4
		ATTEMPTS
750.2241-A	Weapons - Dangerous Weapon, Misc.	5
		ATTEMPTS
750.224A	Weapons - Taser, Possess or Sale	4
		ATTEMPTS
750.224B	Weapons - Firearms, Short-Barrel Shotgun/Rifle	5
		ATTEMPTS
750.224F	Weapons - Firearms, Possess by Felon	5
		ATTEMPTS
750.226	Weapons - Dangerous Weapon, Carry w/Unlawful Intent	5
		ATTEMPTS
750.227	Weapons - Carrying Concealed	5
		ATTEMPTS
750.227B-A	Weapons - Felony Firearm	2
		ATTEMPTS
750.227B-B	Weapons - Felony Firearm, 2nd Offense	5
		ATTEMPTS
750.227B	Weapons - Felony Firearm	10
		ATTEMPTS
750.227C	Weapons - Firearms, Possess Loaded in Vehicle	2
		ATTEMPTS
750.227G9A	Weapons - Body Armor - Possess/Use By Violent Felon	4
		ATTEMPTS
750.230	Weapons - Firearms, Altering ID Marks	2
		ATTEMPTS
750.232A3	Weapons - Firearms, False Application	4
		ATTEMPTS
750.237A1	Weapon-Free School Zones, General Felony Violations	5
		ATTEMPTS
750.248	Forgery	14
		ATTEMPTS

TOTAL	.5	1	1.5	2	2.5	3	3.5	4	4.5	5	10	15	20	25	>25	LIFE	AVG
4,868	149	884	1,202	1,712	282	262	72	108	13	87	90	5			1	1	1.8
4,653	128	819	1,124	1,672	274	259	72	108	13	87	90	5			1	1	1.9
215	21	65	78	40	8	3											1.2
22		6	8	4	3		1										1.5
1			1														1.1
7		2	1	1	1	1		1									2.1
1					1												2.5
2		1		1													1.5
2		1		1													1.4
2	1	1															.7
9	1	2	1	3	1		1										1.7
1			1														1.3
201	21	49	40	34	17	19	3	9	1	4	3					1	1.7
1			1														1.2
4				3		1											2.1
105	8	25	21	29	6	5	8	2			1						1.7
6		2	2	2													1.2
540				539						1							2.0
1				1													2.0
14										14							5.0
1				1													2.0
1			1														1.2
1			1														1.3
1			1														1.3
1			1														1.4
1	1																.3
48		7	13	18	5	2				1							1.8
4		1	1		1	1		2									1.9

NOTE: Be sure to check for related offense codes when examining a particular type of crime. They may or may not be in sequential order or even on the same page.

**B2a** 2005 Commitments by Minimum Term Distribution for Men and Women — Non-Assaultive  
*Includes Additional Sentences Imposed*  
 Page 5 of 8

B - 26

		GRAND TOTALS
		VIOLATIONS
		ATTEMPTS
		Max. Penalty
750.248A	Financial Transaction Device - Utter & Publish	4 ATTEMPTS
750.249	Uttering & Publishing	14 ATTEMPTS
750.253	Utter & Publish - Counterfeit Bills/Notes	5 ATTEMPTS
750.254	Utter & Publish - Possess Counterfeit Bank/State/Bills	5 ATTEMPTS
750.260	Counterfeiting - Coins/Possess 5 or More	LIFE ATTEMPTS
750.285	Obtain Personal Identity Info w/o Permission	5 ATTEMPTS
750.356	Larceny	10 ATTEMPTS
750.3562A	Larceny - \$20,000 or More	10 ATTEMPTS
750.3563A	Larceny - \$1,000 - < \$20,000	5 ATTEMPTS
750.356A	Larceny - From Motor Vehicle	10 ATTEMPTS
750.356A1	Larceny - From Motor Vehicle	5 ATTEMPTS
750.356A2A	Break and Enter - Vehicle Steal Property Under \$200	MISD ATTEMPTS
750.356A2C1	Break and Enter - Vehicle Steal Property \$1,000 - < \$20,000	5 ATTEMPTS
750.356A2C2	Break and Enter - Vehicle Steal Property \$200 - < \$1,000, 2nd+ Offense	5 ATTEMPTS
750.356A2D1	Break and Enter - Vehicle Steal Property \$20,000 or More	10 ATTEMPTS
750.356A3	Break and Enter - Vehicle With Damage	5 ATTEMPTS
750.356B	Break and Enter - Coin Telephone	4 ATTEMPTS
750.356C	Retail Fraud - 1st Degree	5 ATTEMPTS
750.357	Larceny from Person	10 ATTEMPTS

TOTAL	.5	1	1.5	2	2.5	3	3.5	4	4.5	5	10	15	20	25	>25	LIFE	AVG
4,868	149	884	1,202	1,712	282	262	72	108	13	87	90	5			1	1	1.8
4,653	128	819	1,124	1,672	274	259	72	108	13	87	90	5			1	1	1.9
215	21	65	78	40	8	3											1.2
1				1													2.0
329	8	67	115	106	19	10		2		2							1.5
34	4	12	14	3		1											1.1
2		1		1													1.4
3	1		1	1													1.2
1						1											3.0
12	1	3	4	3						1							1.6
1			1														1.5
5			2			1		1		1							2.9
1	1																.2
33	1	8	9	9	3	2	1										1.6
2		1		1													1.3
30	2	7	11	7	2	1											1.4
4	1	2	1														.8
1		1															1.0
4			1	2		1											2.0
1			1														1.5
1				1													1.9
52	5	18	19	5	2	3											1.3
1		1															.8
3		2	1														1.1
217	4	58	83	48	10	12		2									1.5
3			1	2													1.6
109	1	14	19	35	10	14	2	5		2	6	1					2.3
11		1	8	1	1												1.4

NOTE: Be sure to check for related offense codes when examining a particular type of crime. They may or may not be in sequential order or even on the same page.

**B2a 2005 Commitments by Minimum Term Distribution for Men and Women — Non-Assaultive**  
*Includes Additional Sentences Imposed*  
 Page 6 of 8

B - 27

		GRAND TOTALS
		VIOLATIONS
		ATTEMPTS
		Max. Penalty
750.357B	Weapons - Firearms - Larceny	5
		ATTEMPTS
750.360	Larceny in Building	4
		ATTEMPTS
750.3622A	Larceny by Conversion \$20,000 or More	10
		ATTEMPTS
750.3623A	Larceny By Conversion \$1,000 - < \$20,000	5
		ATTEMPTS
750.362A3A	Failure to Return Rented Property \$1,000 - < \$20,000	5
		ATTEMPTS
750.3633A	Larceny by False Personation \$1,000 - < \$20,000	5
		ATTEMPTS
750.377A1A1	Malicious Destruction Personal Property \$20,000 or More	10
		ATTEMPTS
750.377A1B1	Malicious Destruction Personal Property \$1,000 - < \$20,000	5
		ATTEMPTS
750.377AA	Malicious Destruction Personal Property	4
		ATTEMPTS
750.3802A	Malicious Destruction Building \$20,000 or More	10
		ATTEMPTS
750.3803A	Malicious Destruction Building \$1,000 - < \$20,000	5
		ATTEMPTS
750.411A1B	False Report of a Felony	4
		ATTEMPTS
750.411A2	False Bomb Threat	10
		ATTEMPTS
750.411A3A	False Report/Threat of Bomb/Harmful Device	4
		ATTEMPTS
750.413	Motor Vehicle - Unlawfully Driving Away	5
		ATTEMPTS
750.414	Motor Vehicle - Unlawful Use	2
		ATTEMPTS
750.422-A	Perjury - Court Proceeding Capital Crime	LIFE
		ATTEMPTS
750.422-B	Perjury - Court Proceeding	15
		ATTEMPTS
750.423	Perjury - Other Than Court Proceeding	15
		ATTEMPTS

TOTAL	.5	1	1.5	2	2.5	3	3.5	4	4.5	5	10	15	20	25	>25	LIFE	AVG
4,868	149	884	1,202	1,712	282	262	72	108	13	87	90	5			1	1	1.8
4,653	128	819	1,124	1,672	274	259	72	108	13	87	90	5			1	1	1.9
215	21	65	78	40	8	3											1.2
7	1	2	1	3													1.3
133	7	32	53	36	4	1											1.4
13	2	7	4														1.0
5		2	1	1			1										1.7
1				1													2.0
25	1	1	9	7	1	2		4									2.0
3		2	1														1.0
1			1														1.3
1				1													1.9
20		4	13	3													1.3
1			1														1.1
1		1															.8
1			1														1.3
7		3	3	1													1.2
1	1																.5
13	1	1	6	3	2												1.5
2		1	1														1.1
1				1													2.0
2		1	1														1.1
178	2	28	57	62	14	7		4	1	2	1						1.7
7		3	4														1.2
37	1	12	21	3													1.1
2											1						5.0
3		1							1								2.9
1											1						9.0

NOTE: Be sure to check for related offense codes when examining a particular type of crime. They may or may not be in sequential order or even on the same page.

**B2a** 2005 Commitments by Minimum Term Distribution for Men and Women — Non-Assaultive  
*Includes Additional Sentences Imposed*  
 Page 7 of 8

B - 28

		GRAND TOTALS	
		VIOLATIONS	
		ATTEMPTS	
		Max. Penalty	
750.424-A	Perjury - Subornation, Other Than Court Proceeding	15 ATTEMPTS	
750.425-A	Perjury - Incite/Procure, Other Than Court Proceeding	5 ATTEMPTS	
750.425-B	Perjury - Incite/Procure, Court Proceeding	5 ATTEMPTS	
750.451-D	Prostitution - 3rd+ Offense	2 ATTEMPTS	
750.478A2	Public Officer - Attempt to Obstruct Official Duties	2 ATTEMPTS	
750.502D	Anhydrous Ammonia Container, Unauthorized Tampering	4 ATTEMPTS	
750.505-A	Obstruction of Justice	5 ATTEMPTS	
750.505-B	Accessory After the Fact to Felony	5 ATTEMPTS	
750.505C	Common Law Offenses	5 ATTEMPTS	
750.50B	Animals - Killing/Torturing	4 ATTEMPTS	
750.535-A	Stolen Property - Rec & Conc Over \$100 (obsolete)	5 ATTEMPTS	
750.5352A	Stolen Property - Rec & Conc \$20,000 or More	10 ATTEMPTS	
750.5353A	Stolen Property - Rec & Conc \$1,000 - < \$20,000	5 ATTEMPTS	
750.5353B	Stolen Property - Rec & Conc \$200 - < \$1,000, 2nd+ Offense	5 ATTEMPTS	
750.5357	Stolen Property - Rec & Conc Motor Vehicle	5 ATTEMPTS	
750.535A2	Motor Vehicles - Operating a Chop Shop	10 ATTEMPTS	
750.535B	Weapons - Firearms - Receive & Conceal	10 ATTEMPTS	
750.540	Telephone - Tap/Cut Lines	2 ATTEMPTS	
750.543M	False Report or Threat of Terrorism	20 ATTEMPTS	

TOTAL	.5	1	1.5	2	2.5	3	3.5	4	4.5	5	10	15	20	25	>25	LIFE	AVG
4,868	149	884	1,202	1,712	282	262	72	108	13	87	90	5			1	1	1.8
4,653	128	819	1,124	1,672	274	259	72	108	13	87	90	5			1	1	1.9
215	21	65	78	40	8	3											1.2
1				1													1.7
1	1																.3
1		1															1.0
8		3	3	2													1.3
1	1																.5
4		1	1	2													1.5
3			1	2													1.8
14		1	4	9													1.6
1				1													1.9
2			1			1											2.1
1				1													2.0
19		6	3	5	2			1		1	1						2.2
2		1	1	1													1.5
65	5	10	23	21	4	1	1										1.5
1	1																.3
1				1													2.0
155	9	79	29	26	3	6		1	1		1						1.3
2		1	1														1.2
8		5	2	1													1.2
19		2	5	7	1	1		1		2							2.1
3			1	2													1.6
6			2	3	1												1.7
1							1										3.3

**NOTE:** Be sure to check for related offense codes when examining a particular type of crime. They may or may not be in sequential order or even on the same page.

# B2a 2005 Commitments by Minimum Term Distribution for Men and Women — Non-Assaultive

*Includes Additional Sentences Imposed*  
Page 8 of 8

B - 29

			TOTAL	.5	1	1.5	2	2.5	3	3.5	4	4.5	5	10	15	20	25	>25	LIFE	AVG
GRAND TOTALS			4,868	149	884	1,202	1,712	282	262	72	108	13	87	90	5			1	1	1.8
VIOLATIONS			4,653	128	819	1,124	1,672	274	259	72	108	13	87	90	5			1	1	1.9
ATTEMPTS			215	21	65	78	40	8	3											1.2
Max. Penalty																				
752.10031	Health Care Fraud - False Claim	4	1		1															1.2
	ATTEMPTS																			
752.10033	Health Care Fraud - False Statement	4	1			1														2.0
	ATTEMPTS																			
752.794B	Computers - Fraudulent Access Over \$100	1	1							1										3.5
	ATTEMPTS																			
752.7973D	Computers - Use to Commit Crime	7	5		1	2	1	1												1.5
	Max 4 - < 10 yrs		1				1													1.7
	ATTEMPTS																			
752.7973F	Computers - Use to Commit Crime	20	2					2												2.5
	Max 20 yrs or More																			
	ATTEMPTS																			
752.811A	Break & Enter - Coin-Operated Device	3	4	1	2		1													1.1
	ATTEMPTS		1	1																.3
800.2811	Prisons - Furnish Contraband to Prisoner	5	3	2		1														.8
	In Prison																			
	ATTEMPTS																			
800.2813	Prisons - Bringing Contraband Into	5	2		2															1.0
	ATTEMPTS																			
800.2814	Prisons - Prisoner Possessing Contraband	5	15		6	5	2	1			1									1.4
	ATTEMPTS																			
800.2834	Prisons - Prisoner Possessing Weapon	5	36	1	10	9	10	2	2		2									1.6
	ATTEMPTS		10	4	5	1														.8
801.2631	Jails - Furnish Contraband to Prisoner	5	1			1														1.3
	ATTEMPTS																			
801.2632	Jails - Prisoner Possessing Contraband	5	3		1				2											2.2
	ATTEMPTS		1			1														1.3

**NOTE: Be sure to check for related offense codes when examining a particular type of crime. They may or may not be in sequential order or even on the same page.**

Largest minimum term for each prisoner is reported.

When minimum terms exceed maximum penalties, it may be due to anomalies in criminal justice practices, habitualized offenses, database errors, etc.

Each minimum term category is rounded up from the preceding category (for example, the ten-year category includes all minimums longer than five years up to exactly ten years).

Minimum term averages are based on raw data (with life sentences excluded from the calculations).

Source: Corrections Management Information System (CMIS)

# B2b 2005 Commitments by Minimum Term Distribution for Men and Women — Drug Offenses

*Includes Additional Sentences Imposed*

Page 1 of 3

B - 30

			TOTAL	.5	1	1.5	2	2.5	3	3.5	4	4.5	5	10	15	20	25	>25	LIFE	AVG
GRAND TOTALS			1,757	67	399	390	435	95	135	21	40	34	37	82	13	6	3			2.2
VIOLATIONS			1,697	54	376	383	421	95	135	19	40	34	37	81	13	6	3			2.2
ATTEMPTS			60	13	23	7	14			2				1						1.2
Max. Penalty																				
333.17766C1	Contr. Sub - Ephedrine/Pseudoephedrine Possess Over 12 Grams	2 ATTEMPTS	1		1															1.0
333.73413	Contr. Sub - Imitation Mfg/Distribution	2 ATTEMPTS	13	2	5	5	1													1.0
333.74012A1	Contr. Sub - Del/Mfg (Narc. or Cocaine) 1,000 or More Grams	LIFE ATTEMPTS	14		1			1	1		2		1	3	3	1	1			8.9
333.74012A2	Contr. Sub - Del/Mfg (Narc. or Cocaine) 450 - 999 Grams	30 ATTEMPTS	22		2		1		2		4	2	1	5	3	2				6.9
333.74012A3	Contr. Sub - Del/Mfg (Narc. or Cocaine) 50 - 449 Grams	20 ATTEMPTS	127	1	5	6	20	10	20	6	6	9	12	24	5	1	2			4.7
333.74012A4	Contr. Sub - Del/Mfg (Narc. or Cocaine) Under 50 Grams	20 ATTEMPTS	620	16	175	152	170	29	37	8	11	5	8	8		1				1.7
333.74012B-A	Contr. Sub - Del/Mfg (Schedules 1-3), Except Marij & Cocaine	7 ATTEMPTS	29	4	19	2	3			1										1.0
333.74012B	Contr. Sub - Del/Mfg (Schedules 1-3), Methamphetamine/Ecstasy	20 ATTEMPTS	7		1	4	2													1.4
333.74012B1	Contr. Sub - Del/Mfg Methamphetamine/Ecstasy	20 ATTEMPTS	1	1																.5
333.74012B1	Contr. Sub - Del/Mfg Methamphetamine/Ecstasy	20 ATTEMPTS	106	1	3	4	23	19	23		5	9	5	14						3.3
333.74012C-A	Contr. Sub - Del/Mfg (Schedule 4)	4 ATTEMPTS	2			1	1													2.1
333.74012D1	Contr. Sub - Del/Mfg 45 or More Kilograms Marijuana	15 ATTEMPTS	2			1	1													1.6
333.74012D2	Contr. Sub - Del/Mfg 5 - < 45 Kilograms Marijuana	7 ATTEMPTS	13		1	5	6		1											1.6
333.74012D3	Contr. Sub - Del/Mfg Marijuana	4 ATTEMPTS	3			1	1	1												1.9
333.74012D3	Contr. Sub - Del/Mfg Marijuana	4 ATTEMPTS	157	9	41	47	45	6	5	1	3									1.4
333.74012F	Prescription Forms - Del/Mfg/Intent	7 ATTEMPTS	4	3			1													.8
333.74012F	Prescription Forms - Del/Mfg/Intent	7 ATTEMPTS	1			1														1.5
333.7401B3A	Contr. Sub - Del/Mfg GBL	7 ATTEMPTS	1				1													2.0
333.7401C2A	Contr. Sub - Operate/Maintain A Lab	10 ATTEMPTS	1				1													2.0
333.7401C2A	Contr. Sub - Operate/Maintain A Lab	10 ATTEMPTS	20		4	4	5		4	1	1		1							2.1
333.7401C2B	Contr. Sub - Operate/Maintain Lab Near Minor	20 ATTEMPTS	1				1													2.0
333.7401C2C	Contr. Sub - Operate/Maintain Lab Involve Hazardous Waste	20 ATTEMPTS	11					2	4		1	1	1	2						3.8
333.7401C2D	Contr. Sub - Operate/Maintain Lab Near Specified Places	20 ATTEMPTS	12				3	1	4			2	1	1						3.6
333.7401C2D	Contr. Sub - Operate/Maintain Lab Near Specified Places	20 ATTEMPTS	1				1													1.9

NOTE: Be sure to check for related offense codes when examining a particular type of crime. They may or may not be in sequential order or even on the same page.



# B2b 2005 Commitments by Minimum Term Distribution for Men and Women — Drug Offenses

*Includes Additional Sentences Imposed*  
Page 2 of 3

B - 31

			TOTAL	.5	1	1.5	2	2.5	3	3.5	4	4.5	5	10	15	20	25	>25	LIFE	AVG
GRAND TOTALS			1,757	67	399	390	435	95	135	21	40	34	37	82	13	6	3			2.2
VIOLATIONS			1,697	54	376	383	421	95	135	19	40	34	37	81	13	6	3			2.2
ATTEMPTS			60	13	23	7	14			2				1						1.2
Max. Penalty																				
333.7401C2F	Contr. Sub - Operate/Maintain Lab Involve Methamphetamine	20 ATTEMPTS	58 3			1	7 1	2	19	1	2	6	5	15 1	1					4.2 3.2
333.74022A	Contr. Sub - Create/Del/Counterfeit Sub (Narc/Meth/Ecstasy)	10 ATTEMPTS	1				1													1.9
333.74022B	Contr. Sub - Create/Del/Counterfeit Sub (Schedules 1-3)	5 ATTEMPTS	1				1													1.9
333.74032A1	Contr. Sub - Poss (Narcotic/Cocaine) 1,000 or More Grams	LIFE ATTEMPTS	1													1				17.5
333.74032A3	Contr. Sub - Poss (Narcotic/Cocaine) 50 - 449 Grams	20 ATTEMPTS	20		1		3	2		2	2		2	7	1					4.9
333.74032A4	Contr. Sub - Poss (Narcotic/Cocaine) 25 - 49 Grams	4 ATTEMPTS	1		1															1.0
333.74032A5	Contr. Sub - Poss (Narcotic/Cocaine) Under 25 Grams	4 ATTEMPTS	298 9	21 3	90 3	91 2	73 1	14	6		2			1						1.4 .8
333.74032B-A	Contr. Sub - Poss Analogues or Schedules 1-4	2 ATTEMPTS	9	1	1	6	1													1.2
333.74032B-B	Contr. Sub - Poss (Sub Added to Schedules 1-4 by Rule)	2 ATTEMPTS	1			1														1.3
333.74032B1	Contr. Sub - Poss Methamphetamine/ Ecstasy	10 ATTEMPTS	91 7	1	14	27 1	36 6	7	4		1			1						1.7 1.7
333.74032D	Contr. Sub - Poss Marijuana	1 ATTEMPTS	26	1	13	12														1.1
333.74042A	Contr. Sub - Use (Narcotic/Cocaine/ Meth/Ecstasy)	1 ATTEMPTS	12		8	4														1.0
333.7405D	Contr. Sub - Maintaining a Drug House	2 ATTEMPTS	14		4	7			3											1.4
333.74071C	Contr. Sub - Obtain by Fraud	4 ATTEMPTS	9		2	3	4													1.5
333.74071G	Contr. Sub - Counterfeit Prescription Form	4 ATTEMPTS	2 1		1		1													1.5 1.3
333.7407A1-A	Contr. Sub - Attempt Felony	LIFE ATTEMPTS	5 1	1		1	1		2											1.9 1.9
333.74101-A	Contr. Sub - Delivery to Minor (Narcotic/ Cocaine) < 50 Grams	40 ATTEMPTS	2				1	1												2.2
333.74101-D	Contr. Sub - Delivery to Minor (Sched. 4 and Marijuana)	8 ATTEMPTS	2			1	1													1.7
333.74102-A	Contr. Sub - Del on School Property (Narc/Cocaine) < 50 Grams	60 ATTEMPTS	8				8													2.0

NOTE: Be sure to check for related offense codes when examining a particular type of crime. They may or may not be in sequential order or even on the same page.

**B2b 2005 Commitments by Minimum Term Distribution for Men and Women — Drug Offenses**  
*Includes Additional Sentences Imposed*  
 Page 3 of 3

			TOTAL	.5	1	1.5	2	2.5	3	3.5	4	4.5	5	10	15	20	25	>25	LIFE	AVG
GRAND TOTALS			1,757	67	399	390	435	95	135	21	40	34	37	82	13	6	3			2.2
VIOLATIONS			1,697	54	376	383	421	95	135	19	40	34	37	81	13	6	3			2.2
ATTEMPTS			60	13	23	7	14			2				1						1.2
Max. Penalty																				
333.74103	Contr. Sub - Poss w/Int Del on School Prop (Narc/Cocaine) < 50 Grams	40 ATTEMPTS	3		1		2													1.6
333.74132	Contr. Sub - 2nd+ Offense, Double Penalty	LIFE ATTEMPTS	2		1		1													1.5

**NOTE: Be sure to check for related offense codes when examining a particular type of crime. They may or may not be in sequential order or even on the same page.**

Largest minimum term for each prisoner is reported.

When minimum terms exceed maximum penalties, it may be due to anomalies in criminal justice practices, habitualized offenses, database errors, etc.

Each minimum term category is rounded up from the preceding category (for example, the ten-year category includes all minimums longer than five years up to exactly ten years).

Minimum term averages are based on raw data (with life sentences excluded from the calculations).

Source: Corrections Management Information System (CMIS)

**B2c** 2005 Commitments by Minimum Term Distribution for Men and Women — Assaultive Offenses  
*Includes Additional Sentences Imposed*  
 Page 1 of 8

B - 33

		TOTAL	.5	1	1.5	2	2.5	3	3.5	4	4.5	5	10	15	20	25	>25	LIFE	AVG
GRAND TOTALS		4,574	36	371	631	731	281	343	137	201	126	245	745	272	133	74	114	134	5.4
VIOLATIONS		4,387	34	338	575	663	271	340	122	201	126	245	745	272	133	74	114	134	5.6
ATTEMPTS		187	2	33	56	68	10	3	15										1.7
Max. Penalty																			
257.602A2	Police Officer - Fleeing - 4th Degree Vehicle Code	24	1	7	13	2	1												1.2
257.602A3-A	Police Officer - Fleeing - 3rd Degree Vehicle Code	166	8	49	46	43	9	9		2									1.5
257.602A3	Police Officer - Fleeing - 3rd Degree Vehicle Code	1		1															1.0
257.602A4-A	Police Officer - Fleeing - 2nd Degree Vehicle Code	28	2	6	5	3	4	5				1	2						2.2
257.617	Fail to Stop at Accident - Result Serious Impairment/Death	2				2													1.8
257.6173	Fail to Stop at Accident - At Fault Death Resulting	16		2	4	6		1	1	2									2.0
257.6173	Fail to Stop at Accident - At Fault Death Resulting	6			1	1		1		1	1		1						3.8
257.6254	OWI - Causing Death	45		1	1	5	3	8	1	5	4	2	14	1					4.4
257.6254A	OWI - Causing Death	1				1													1.9
257.6254A	OWI - Causing Death	1											1						6.0
257.6255-A	OWI - Causing Serious Injury	32		2	8	13	5	1	1			1	1						2.0
257.626C	Driving - Felonious	1			1														1.3
257.9044	Operate - License Suspended/Revoked/ Denied Cause Death	5			1				1		2	1							3.6
257.9045	Operate - License Suspended/Revoked/ Denied Cause Serious Injury	5			1	2	1			1									2.2
750.10A	Sexually Delinquent Person	1	1																.1
750.110A2	Home Invasion - 1st Degree	20		10	20	37	18	35	2	17	24	25	96	17	6	3	2		5.5
750.1227B	Witness - Bribe/Intimidate/Interfere Max > 10 yrs	20		6	5	6	1												1.6
750.1227B	Witness - Bribe/Intimidate/Interfere Max > 10 yrs	2							1			1							4.2
750.1227C	Witness - Intimidate/Threaten to Kill or Injure	1					1												2.4
750.1228	Witness - Retaliate Against	3			1	1		1											2.0

**NOTE:** Be sure to check for related offense codes when examining a particular type of crime. They may or may not be in sequential order or even on the same page.

**B2C** 2005 Commitments by Minimum Term Distribution for Men and Women — Assaultive Offenses  
*Includes Additional Sentences Imposed*  
 Page 2 of 8

B - 34

		TOTAL	.5	1	1.5	2	2.5	3	3.5	4	4.5	5	10	15	20	25	>25	LIFE	AVG
GRAND TOTALS		4,574	36	371	631	731	281	343	137	201	126	245	745	272	133	74	114	134	5.4
VIOLATIONS		4,387	34	338	575	663	271	340	122	201	126	245	745	272	133	74	114	134	5.6
ATTEMPTS		187	2	33	56	68	10	3	15										1.7
Max. Penalty																			
750.136B2	Child Abuse - 1st Degree	15				3	1			3		2	9			1			6.5
	ATTEMPTS																		
750.136B3	Child Abuse - 2nd Degree	4			1	7		2		1									2.2
	ATTEMPTS				2														1.4
750.136B4	Child Abuse - 3rd Degree	2		2	3		1												1.3
	ATTEMPTS																		
750.145A-A	Children - Accosting for Immoral Purposes	4		1	1	7	2	2											2.0
	ATTEMPTS																		
750.145C2	Child Sexually Abusive Activity	20		1	2	3	5	5		5	1	6	2	1					3.7
	ATTEMPTS																		
750.145C3	Child Sexually Abusive Activity - Promote or Distribute	7				1													1.9
	ATTEMPTS																		
750.145C4-A	Child Sexually Abusive Material - Possess	4			6	1	1												1.5
	ATTEMPTS																		
750.145D2D	Computer/Internet - Comm w/Other Plan Crime Max 4 - < 10 yrs	10			1	3		1	1										2.1
	ATTEMPTS																		
750.145D2E	Computer/Internet - Comm w/Other Plan Crime Max 10 - < 15 yrs	15									1		1						5.1
	ATTEMPTS																		
750.145D2F	Computer/Internet - Comm w/Other Plan Crime Max 15+ yrs	20		7	1	3	1	3	1				2						2.4
	ATTEMPTS																		
750.145N3	Vulnerable Adult Abuse - 3rd Degree	2			1														1.1
	ATTEMPTS																		
750.157B2	Homicide - Solicitation of Murder	LIFE											2		1				12.6
	ATTEMPTS																		
750.157C	Minors - Induce to Commit Felony	LIFE										1							4.8
	ATTEMPTS																		
750.158	Sodomy	15			1														1.4
	ATTEMPTS																		
750.197C-A	Assault of Prison Employee	4	1	9	9	12	5	1	1	3									1.8
	ATTEMPTS			5															.9
750.197C	Escape - From Jail Through Violence or Assault Prison Employee	4		1		1													1.3
	ATTEMPTS			3	2	1													1.0
750.204A	Explosives - Send w/Intent to Frighten	5				1													1.9
	ATTEMPTS																		

**NOTE:** Be sure to check for related offense codes when examining a particular type of crime. They may or may not be in sequential order or even on the same page.

**B2c** 2005 Commitments by Minimum Term Distribution for Men and Women — Assaultive Offenses  
*Includes Additional Sentences Imposed*  
 Page 3 of 8

B - 35

		TOTAL	.5	1	1.5	2	2.5	3	3.5	4	4.5	5	10	15	20	25	>25	LIFE	AVG
GRAND TOTALS		4,574	36	371	631	731	281	343	137	201	126	245	745	272	133	74	114	134	5.4
VIOLATIONS		4,387	34	338	575	663	271	340	122	201	126	245	745	272	133	74	114	134	5.6
ATTEMPTS		187	2	33	56	68	10	3	15										1.7
Max. Penalty																			
750.209A	Explosives - Possess w/Intent to Terrorize 10 ATTEMPTS	2				1		1											2.5
750.211A2A	Explosives - Mfg/Poss Explosive/Other w/Malicious Intent 15 ATTEMPTS	2		1									1						4.1
750.213	Extortion 20 ATTEMPTS	3		1		2													1.6
750.224D2	Weapons - Dangerous Weapon, Self-Defense Spray 2 ATTEMPTS	2		1	1														1.1
750.234A	Weapons - Firearms, Discharge from Vehicle 4 ATTEMPTS	1		1															1.0
750.234B	Weapons - Firearms, Discharge in/at Bldg. 4 ATTEMPTS	7	1	3	1	1	1												1.2
750.316-A	Homicide - Murder 1st Degree, Premeditated LIFE ATTEMPTS	64																64	
750.316-B	Homicide - Felony Murder LIFE ATTEMPTS	31																31	
750.316-C	Homicide - Open Murder, Statutory Short Form LIFE ATTEMPTS	14														2	12	45.0	
750.316	Homicide LIFE ATTEMPTS	5																5	
750.317	Homicide - Murder 2nd Degree LIFE ATTEMPTS	179						1				1	14	25	47	28	53	10	24.2
750.321-A	Homicide - Manslaughter, Statutory Short Form 15 ATTEMPTS	36			2	1	2	3	2	4	1	5	14	1	1				5.7
750.321-C	Homicide - Manslaughter, Involuntary 15 ATTEMPTS	9			1		1	1	1	1			4						5.0
750.321-E	Homicide - Manslaughter with Motor Vehicle 15 ATTEMPTS	9			1		1	1		1			5						6.0
750.321	Homicide - Manslaughter 15 ATTEMPTS	4				1						1	2						5.7
750.324	Homicide - Negligent Homicide 2 ATTEMPTS	10		2	7		1												1.3
750.329	Homicide - Manslaughter, Death by Weapon Aimed w/out Malice 15 ATTEMPTS	3								1			2						6.4

**NOTE:** Be sure to check for related offense codes when examining a particular type of crime. They may or may not be in sequential order or even on the same page.

**B2c** 2005 Commitments by Minimum Term Distribution for Men and Women — Assaultive Offenses  
*Includes Additional Sentences Imposed*  
 Page 4 of 8

B - 36

			TOTAL	.5	1	1.5	2	2.5	3	3.5	4	4.5	5	10	15	20	25	>25	LIFE	AVG
GRAND TOTALS			4,574	36	371	631	731	281	343	137	201	126	245	745	272	133	74	114	134	5.4
VIOLATIONS			4,387	34	338	575	663	271	340	122	201	126	245	745	272	133	74	114	134	5.6
ATTEMPTS			187	2	33	56	68	10	3	15										1.7
Max. Penalty																				
750.335A	Indecent Exposure (Sexually Delinquent Person)	1 ATTEMPTS	1				1													2.0
750.338B	Gross Indecency Male and Female, Commit/Procure	5 ATTEMPTS	7		1	2	1	2		1										2.0
750.345	Allow Minor to Distribute Obscene Literature	5 ATTEMPTS	1		1															1.0
750.349	Kidnapping	LIFE ATTEMPTS	26			1	1				1	1	1	4	9	1		5	2	16.7
750.377B	Malicious Destruction Fire/Police Property	4 ATTEMPTS	31	3	7	9	7		3		1	1								1.6
750.411I	Stalking - Aggravated	5 ATTEMPTS	2		1	1														1.1
750.411I	Stalking - Aggravated	5 ATTEMPTS	39		5	8	16	3	7											1.9
750.4362A	Poison - Food/Drink/Medicine/Water Supply	15 ATTEMPTS	2			1	1													1.5
750.4362A	Poison - Food/Drink/Medicine/Water Supply	15 ATTEMPTS	1				1													2.0
750.479-B	Police Officer/Public Officer - Resist and Obstruct	2 ATTEMPTS	3		1	2														1.1
750.479B	Police Officer/Public Officer - Resist and Obstruct	2 ATTEMPTS	1			1														1.1
750.4792	Public Officer - Assault or Obstruct	2 ATTEMPTS	3			2			1											1.8
750.4793	Public Officer - Assault or Obstruct Cause Injury	4 ATTEMPTS	1				1													1.8
750.479A2	Police Officer - Fleeing (Penal Code) 4th Degree	2 ATTEMPTS	22	1	5	10	6													1.3
750.479A3	Police Officer - Fleeing (Penal Code) 3rd Degree	5 ATTEMPTS	117		13	36	40	15	7	1	3	1	1							1.8
750.479A3	Police Officer - Fleeing (Penal Code) 3rd Degree	5 ATTEMPTS	3		1	2														1.3
750.479A4-A	Police Officer - Fleeing (Penal Code) 2nd Degree	10 ATTEMPTS	14		2	1	3	1	3	1	1			2						2.8
750.479B1	Peace Officer - Disarming Non-Firearm	4 ATTEMPTS	1		1															1.0
750.479B2	Peace Officer - Disarming Firearm	10 ATTEMPTS	3								1		2							4.6
750.479B2	Peace Officer - Disarming Firearm	10 ATTEMPTS	1				1													2.0
750.483A2B	Interfere w/Crime Report Threat to Kill/Injure	10 ATTEMPTS	3			1	1							1						3.4
750.483A4B	Interfere w/Police Investigation Threat to Kill/Injure	10 ATTEMPTS	1			1														1.1

**NOTE: Be sure to check for related offense codes when examining a particular type of crime. They may or may not be in sequential order or even on the same page.**

**B2c** 2005 Commitments by Minimum Term Distribution for Men and Women — Assaultive Offenses  
*Includes Additional Sentences Imposed*  
 Page 5 of 8

B - 37

			TOTAL	.5	1	1.5	2	2.5	3	3.5	4	4.5	5	10	15	20	25	>25	LIFE	AVG
GRAND TOTALS			4,574	36	371	631	731	281	343	137	201	126	245	745	272	133	74	114	134	5.4
VIOLATIONS			4,387	34	338	575	663	271	340	122	201	126	245	745	272	133	74	114	134	5.6
ATTEMPTS			187	2	33	56	68	10	3	15										1.7
Max. Penalty																				
750.511	Railroads - Block/Wreck Track	LIFE ATTEMPTS	1				1													1.9
750.520B	CSC - 1st Degree - Multiple Variables	LIFE ATTEMPTS	51 2			1				1 1		3	1	12	17	8	2	6	1	14.4 2.3
750.520B1A	CSC - 1st Degree - Person Under 13	LIFE ATTEMPTS	160 8		1		3 5	1	7 1	1 1	6	1	9	49	43	21	10	6	2	11.9 2.1
750.520B1B	CSC - 1st Degree - Relationship	LIFE ATTEMPTS	44 3				2 2	1		1 1		1	4	17	12	3	2	1		10.2 2.3
750.520B1C	CSC - 1st Degree - During Felony	LIFE ATTEMPTS	9												4			3	2	23.3
750.520B1D	CSC - 1st Degree - Accomplices	LIFE ATTEMPTS	1															1		45.0
750.520B1E	CSC - 1st Degree - Weapon Used	LIFE ATTEMPTS	9							1				1	2		2	2	1	17.9
750.520B1F	CSC - 1st Degree - Personal Injury	LIFE ATTEMPTS	20 1				1			1	1			5	3	4	4	2		17.9 1.8
750.520B1G	CSC - 1st Degree - Injury to Incap. Victim	LIFE ATTEMPTS	2									1			1					7.4
750.520B1H	CSC - 1st Degree - Mentally Disabled Relationship	LIFE ATTEMPTS	3				1							1				1		13.0
750.520C	CSC - 2nd Degree - Multiple Variables	15 ATTEMPTS	45 2		4		12	1	4	4	6	1	7	6						3.6 1.5
750.520C1A	CSC - 2nd Degree - Person Under 13	15 ATTEMPTS	173 10		7 1	13 2	30 6	15 1	20	10	13	4	22	37	1	1				3.9 1.8
750.520C1B	CSC - 2nd Degree - Relationship	15 ATTEMPTS	34 3		1	1	6 1	4	1	2	5		7	7						3.8 1.6
750.520C1C	CSC - 2nd Degree - During Felony	15 ATTEMPTS	1						1											3.0
750.520C1D	CSC - 2nd Degree - Accomplices	15 ATTEMPTS	2					2												2.4
750.520C1E	CSC - 2nd Degree - Weapon Used	15 ATTEMPTS	2											1		1				13.0
750.520C1F	CSC - 2nd Degree - Personal Injury	15 ATTEMPTS	10 1			2	2 1	1			3		1	1						3.3 2.0

**NOTE:** Be sure to check for related offense codes when examining a particular type of crime. They may or may not be in sequential order or even on the same page.

**B2c** 2005 Commitments by Minimum Term Distribution for Men and Women — Assaultive Offenses  
*Includes Additional Sentences Imposed*  
 Page 6 of 8

B - 38

			TOTAL	.5	1	1.5	2	2.5	3	3.5	4	4.5	5	10	15	20	25	>25	LIFE	AVG
GRAND TOTALS			4,574	36	371	631	731	281	343	137	201	126	245	745	272	133	74	114	134	5.4
VIOLATIONS			4,387	34	338	575	663	271	340	122	201	126	245	745	272	133	74	114	134	5.6
ATTEMPTS			187	2	33	56	68	10	3	15										1.7
Max. Penalty																				
750.520C1G	CSC - 2nd Degree - Injury to Incap. Victim	15 ATTEMPTS	1						1											3.0
750.520C1H	CSC - 2nd Degree - Mentally Disabled Relationship	15 ATTEMPTS	3 1				1	1		1					1					6.5 1.9
750.520C1K	CSC - 2nd Degree - County Prisoner	15 ATTEMPTS	1							1										3.3
750.520D	CSC - 3rd Degree - Multiple Variables	15 ATTEMPTS	57 5		4	2 1	7 2	3 1	7		2	1	11	17	2			1		5.3 2.1
750.520D1A	CSC - 3rd Degree - Person 13-15	15 ATTEMPTS	172 32		8 2	6 10	21 16	16 2	25	6 2	15	15	12	44	2	2				4.4 1.8
750.520D1B	CSC - 3rd Degree - Force/Coercion	15 ATTEMPTS	50 5		2 2		5 1	4 1	3	3	1	2	4	23	1	1	1			6.2 1.5
750.520D1C	CSC - 3rd Degree - Incapacitated Victim	15 ATTEMPTS	11 1		1		2		1	1				5	1					6.7 2.4
750.520D1D	CSC - 3rd Degree - Incest	15 ATTEMPTS	17 1		1	1			2	2		1	1	9						5.3 1.5
750.520E	CSC - 4th Degree - Multiple Variables	2 ATTEMPTS	19		4	14		1												1.2
750.520E1A-A	CSC - 4th Degree - Victim 13-16	2 ATTEMPTS	15			14		1												1.4
750.520E1A	CSC - 4th Degree - Force/Coercion	2 ATTEMPTS	24		4	17	2			1										1.3
750.520E1B	CSC - 4th Degree - Incapacitated Victim	2 ATTEMPTS	2			1	1													1.6
750.520E1G	CSC - 4th Degree - Incest	2 ATTEMPTS	2			2														1.3
750.520G1	CSC - Assault w/Intent to Commit Sexual Penetration	10 ATTEMPTS	82 1		2 1	17	26	2	7	9	4	2	5	8						2.7 .6
750.520G2	CSC - 2nd Degree Assault	5 ATTEMPTS	20 1		2 1	8	6	3		1										1.7 1.0
750.529	Robbery - Armed	LIFE ATTEMPTS	488 4	1	7 1	7 1	27	31 1	19	23 1	21	30	41	160	71	19	11	18	2	8.3 2.0
750.529A	Carjacking	LIFE ATTEMPTS	49 3		1 1	2 1	1	3	3	2 1	3	6	6	12	7	1	1		1	6.5 1.9

**NOTE:** Be sure to check for related offense codes when examining a particular type of crime. They may or may not be in sequential order or even on the same page.



**B2c** 2005 Commitments by Minimum Term Distribution for Men and Women — Assaultive Offenses  
*Includes Additional Sentences Imposed*  
 Page 7 of 8

B - 39

			TOTAL	.5	1	1.5	2	2.5	3	3.5	4	4.5	5	10	15	20	25	>25	LIFE	AVG
GRAND TOTALS			4,574	36	371	631	731	281	343	137	201	126	245	745	272	133	74	114	134	5.4
VIOLATIONS			4,387	34	338	575	663	271	340	122	201	126	245	745	272	133	74	114	134	5.6
ATTEMPTS			187	2	33	56	68	10	3	15										1.7
Max. Penalty																				
750.530	Robbery - Unarmed	15	233		15	13	52	27	44	5	22	6	18	25	6					3.4
		ATTEMPTS	1				1													1.9
750.531-A	Bank Robbery	LIFE	57		6		13	5	9	2	4		1	17						3.8
		ATTEMPTS																		
750.531-B	Safe Breaking	LIFE	22			3	4	2	1		3		3	4	2					4.4
		ATTEMPTS	3			1	2													1.6
750.531	Bank Robbery/Safe Breaking	LIFE	1												1					15.0
		ATTEMPTS																		
750.532	Seduction	5	2			1	1													1.7
		ATTEMPTS																		
750.539)2B	Capture/Distribute Image of Unclothed Person	5	3		1	1							1							2.5
		ATTEMPTS																		
750.72-A	Arson - Dwelling House	20	32				7	1	4	2	3	6	2	6		1				4.3
		ATTEMPTS	1						1											3.0
750.72-B	Arson - Dwelling House Curtilage	20	1											1						7.0
		ATTEMPTS																		
750.72	Arson - Dwelling House	20	1		1															.8
		ATTEMPTS																		
750.73	Arson - Real Property	10	7		1	1	3						1	1						2.9
		ATTEMPTS	2		1					1										2.1
750.741C1	Arson - Personal Property \$1,000 - < \$20,000	5	5		2		2		1											1.6
		ATTEMPTS																		
750.741D1	Arson - Personal Property \$20,000 or More	10	2				2													2.0
		ATTEMPTS																		
750.77-B	Arson - Prepare to Burn Real/Personal Property Over \$50	4	1					1												2.3
		ATTEMPTS																		
750.771C1	Arson - Prepare to Burn Property \$1,000 - < \$20,000	5	4		1	1	2													1.5
		ATTEMPTS																		
750.771D1	Arson - Prepare to Burn Property \$20,000 or More	10	1				1													1.9
		ATTEMPTS																		
750.78	Arson - Woods/Prairies	4	1			1														1.4
		ATTEMPTS																		
750.81	Assault or Assault and Battery	MISD	2			1							1							3.0
		ATTEMPTS																		

**NOTE:** Be sure to check for related offense codes when examining a particular type of crime. They may or may not be in sequential order or even on the same page.

**B2c** 2005 Commitments by Minimum Term Distribution for Men and Women — Assaultive Offenses  
*Includes Additional Sentences Imposed*  
 Page 8 of 8

B - 40

		TOTAL	.5	1	1.5	2	2.5	3	3.5	4	4.5	5	10	15	20	25	>25	LIFE	AVG
GRAND TOTALS		4,574	36	371	631	731	281	343	137	201	126	245	745	272	133	74	114	134	5.4
VIOLATIONS		4,387	34	338	575	663	271	340	122	201	126	245	745	272	133	74	114	134	5.6
ATTEMPTS		187	2	33	56	68	10	3	15										1.7
Max. Penalty																			
750.814	Domestic Violence, 3rd Offense	2		7	34	6	4	2	1										1.5
	ATTEMPTS																		
750.81A	Assault - Aggravated	1						1	1										3.1
	ATTEMPTS	1	1																.5
750.81A3	Domestic Violence - Aggravated	2			1														1.3
	2nd Offense																		
750.81C2	Assault/Battery - of DHS Employee	2		1															1.0
	ATTEMPTS	1																	
750.81D1	Police Officer - Assault/Resist/Obstruct	2	3	45	87	25	9	9		2									1.4
	ATTEMPTS	180																	
750.81D2	Police Officer - Assault/Resist/Obstruct	4	1	2	11	9	3	2		1		1	1						2.0
	Cause Injury				1														1.5
750.81D3	Police Officer - Assault/Resist/Obstruct	15					1			1									3.2
	Serious Impairment																		
750.82	Felonious Assault	4	9	43	72	67	19	15		4		2	2						1.7
	ATTEMPTS	19	1	3	15														1.1
750.83	Assault w/Intent to Murder	LIFE		1	1	2	1	2	1	2	4	4	32	22	11	7	8	1	12.8
	ATTEMPTS	99																	
750.84	Assault w/Intent to do Great Body	10	2	17	22	56	19	34	21	20	2	22	27	5					3.3
	Harm Less Than Murder			1	4	8			2										1.8
750.87	Assault w/Intent to Commit Felony	10			1	1		1											1.9
	ATTEMPTS	3																	
750.88	Assault w/Intent to Rob While Unarmed	15		2	3	13	3	9		1			3	1					2.9
	ATTEMPTS	2		1		1													1.4
750.89	Assault w/Intent to Rob While Armed	LIFE		1		6	3	3	3	4	3	7	31	13	4	2	3		8.4
	ATTEMPTS	83				2			1										2.0
752.861	Weapons - Firearms, Careless Use	2		1															1.0
	ATTEMPTS	1																	

**NOTE: Be sure to check for related offense codes when examining a particular type of crime. They may or may not be in sequential order or even on the same page.**

Largest minimum term for each prisoner is reported.

When minimum terms exceed maximum penalties, it may be due to anomalies in criminal justice practices, habitualized offenses, database errors, etc.

Each minimum term category is rounded up from the preceding category (for example, the ten-year category includes all minimums longer than five years up to exactly ten years).

Minimum term averages are based on raw data (with life sentences excluded from the calculations).

Source: Corrections Management Information System (CMIS)

# B3 2005 Commitments by Minimum Term Distribution for Women — All Offenses

*Includes Additional Sentences Imposed*

Page 1 of 7

B - 41

		GRAND TOTALS
		VIOLATIONS
		ATTEMPTS
		Max. Penalty
257.602A2	Police Officer - Fleeing - 4th Degree Vehicle Code	2 ATTEMPTS
257.602A3-A	Police Officer - Fleeing - 3rd Degree Vehicle Code	5 ATTEMPTS
257.602A4-A	Police Officer - Fleeing - 2nd Degree Vehicle Code	10 ATTEMPTS
257.617	Fail to Stop at Accident - Result Serious Impairment/Death	5 ATTEMPTS
257.6173	Fail to Stop at Accident - At Fault Death Resulting	15 ATTEMPTS
257.6251-A	Operating - While Intoxicated	MISD ATTEMPTS
257.6254	OWI - Causing Death	15 ATTEMPTS
257.6255-A	OWI - Causing Serious Injury	5 ATTEMPTS
257.6256D	OWI - Impaired w/Contr. Sub, 3rd Offense	5 ATTEMPTS
257.9041B	Operate - Allow Suspended/Revoked/Denied to Operate	MISD ATTEMPTS
257.9044	Operate - License Suspended/Revoked/Denied Cause Death	15 ATTEMPTS
333.74012A1	Contr. Sub - Del/Mfg (Narc. or Cocaine) 1,000 or More Grams	LIFE ATTEMPTS
333.74012A2	Contr. Sub - Del/Mfg (Narc. or Cocaine) 450 - 999 Grams	30 ATTEMPTS
333.74012A3	Contr. Sub - Del/Mfg (Narc. or Cocaine) 50 - 449 Grams	20 ATTEMPTS
333.74012A4	Contr. Sub - Del/Mfg (Narc. or Cocaine) Under 50 Grams	20 ATTEMPTS
333.74012B-A	Contr. Sub - Del/Mfg (Schedules 1-3), Except Marij & Cocaine	7 ATTEMPTS
333.74012B1	Contr. Sub - Del/Mfg Methamphetamine/Ecstasy	20 ATTEMPTS
333.74012D3	Contr. Sub - Del/Mfg Marijuana	4 ATTEMPTS
333.7401C2A	Contr. Sub - Operate/Maintain A Lab	10 ATTEMPTS

TOTAL*	.5	1	1.5	2	2.5	3	3.5	4	4.5	5	10	15	20	25	>25	LIFE	AVG
797	21	165	208	174	48	57	8	19	11	21	38	4	6	3	2	5	2.4
756	17	157	194	170	46	55	8	19	11	21	38	4	6	3	2	5	2.4
34	4	8	14	4	2	2											1.3
1		1															.8
10	1	3	2	2	1	1											1.4
1										1							5.0
2				2													1.9
1								1									3.6
1			1														1.5
5		1			1	1			1		1						3.5
5			1	3	1												1.9
37	1	7	13	10	3	2	1										1.6
1					1												2.5
1									1								4.2
2								1			1						5.4
2						1					1						4.5
12				2	1	3		1	1	2	2						4.1
35	1	15	9	6	1	2	1										1.4
1		1															1.0
2		1	1														1.2
9			1	1	3	4											2.5
6		2	2	1				1									1.7
1			1														1.5

NOTE: Be sure to check for related offense codes when examining a particular type of crime. They may or may not be in sequential order or even on the same page.

**B3 2005 Commitments by Minimum Term Distribution for Women — All Offenses**  
*Includes Additional Sentences Imposed*  
 Page 2 of 7

B - 42

			TOTAL*	.5	1	1.5	2	2.5	3	3.5	4	4.5	5	10	15	20	25	>25	LIFE	AVG
GRAND TOTALS			797	21	165	208	174	48	57	8	19	11	21	38	4	6	3	2	5	2.4
VIOLATIONS			756	17	157	194	170	46	55	8	19	11	21	38	4	6	3	2	5	2.4
ATTEMPTS			34	4	8	14	4	2	2											1.3
Max. Penalty																				
333.7401C2D	Contr. Sub - Operate/Maintain Lab Near Specified Places	20 ATTEMPTS	1						1											3.0
333.7401C2F	Contr. Sub - Operate/Maintain Lab Involve Methamphetamine	20 ATTEMPTS	4						2		1			1						4.0
333.74022A	Contr. Sub - Create/Del/Counterfeit Sub (Narc/Meth/Ecstasy)	10 ATTEMPTS	1				1													1.9
333.74032A3	Contr. Sub - Poss (Narcotic/Cocaine) 50 - 449 Grams	20 ATTEMPTS	1				1													2.0
333.74032A5	Contr. Sub - Poss (Narcotic/Cocaine) Under 25 Grams	4 ATTEMPTS	31	2	10	12	5	2												1.3
333.74032B-A	Contr. Sub - Poss Analogues or Schedules 1-4	2 ATTEMPTS	3	1	1	1														.8
333.74032B1	Contr. Sub - Poss Methamphetamine/Ecstasy	10 ATTEMPTS	13		3	2	6	2												1.6
333.74032D	Contr. Sub - Poss Marijuana	1 ATTEMPTS	1			1														1.3
333.74042A	Contr. Sub - Use (Narcotic/Cocaine/Meth/Ecstasy)	1 ATTEMPTS	3		3															.9
333.7405D	Contr. Sub - Maintaining a Drug House	2 ATTEMPTS	2		1	1														1.0
333.74071C	Contr. Sub - Obtain by Fraud	4 ATTEMPTS	4		1	2	1													1.5
333.74071G	Contr. Sub - Counterfeit Prescription Form	4 ATTEMPTS	1		1															1.0
333.7407A1-A	Contr. Sub - Attempt Felony	LIFE ATTEMPTS	1			1				1										1.3
333.7407A1-A	Contr. Sub - Attempt Felony	LIFE ATTEMPTS	3	1																1.6
333.74101-A	Contr. Sub - Delivery to Minor (Narcotic/Cocaine) < 50 Grams	40 ATTEMPTS	1					1												2.5
333.74102-A	Contr. Sub - Del on School Property (Narc/Cocaine) < 50 Grams	60 ATTEMPTS	1				1													2.0
333.74103	Contr. Sub - Poss w/Int Del on School Prop (Narc/Cocaine) < 50 Grams	40 ATTEMPTS	1				1													2.0
400.602-B	Fraud - Welfare (Failure to Inform) \$500 or More	4 ATTEMPTS	1	1																.1
445.65	Identity Theft	5 ATTEMPTS	1			1														1.4
750.110	Break & Enter - A Building w/Intent	10 ATTEMPTS	8	1	3	2	2													1.2

NOTE: Be sure to check for related offense codes when examining a particular type of crime. They may or may not be in sequential order or even on the same page.

**B3 2005 Commitments by Minimum Term Distribution for Women — All Offenses**  
*Includes Additional Sentences Imposed*  
 Page 3 of 7

B - 43

			TOTAL*	.5	1	1.5	2	2.5	3	3.5	4	4.5	5	10	15	20	25	>25	LIFE	AVG
GRAND TOTALS			797	21	165	208	174	48	57	8	19	11	21	38	4	6	3	2	5	2.4
VIOLATIONS			756	17	157	194	170	46	55	8	19	11	21	38	4	6	3	2	5	2.4
ATTEMPTS			34	4	8	14	4	2	2											1.3
Max. Penalty																				
750.110A2	Home Invasion - 1st Degree	20	13		1				5		1	2	2	1		1				4.9
750.110A3	Home Invasion - 2nd Degree	15	27		4	6	8	1	5		1	1	1							2.1
750.110A4	Home Invasion - 3rd Degree	5	2	1																1.4
750.1313C	Check - Non-Sufficient Funds \$500 or More	2	1			1														1.9
750.131A1	Check - No Account	2	5			4	1													1.1
750.131A2	Check - Non-Sufficient Funds - 3 Within 10 Days	2	2			1	1													1.3
750.136B2	Child Abuse - 1st Degree	15	6											6						1.7
750.136B3	Child Abuse - 2nd Degree	4	2				2													7.5
750.136B4	Child Abuse - 3rd Degree	2	1			1														1.9
750.157B2	Homicide - Solicitation of Murder	LIFE	2																	1.3
750.157N1	Financial Transaction Device - Steal/Retain w/o Consent	4	5		2	3														9.0
750.157P	Financial Transaction Device - Possess w/Intent to Use/Sell	4	2		2															1.2
750.157Q	Financial Transaction Device - Illegal Sale/Use	4	1			1														.9
750.157V	Financial Transaction Device - False ID	4	6	1	2	3														1.5
750.159I1	Criminal Enterprise - Conducting	20	1			1														1.0
750.160	Dead Bodies - Disinterment and Mutilation	10	3		1		1							1						1.3
750.165	Child Support - Fail to Pay	4	1			1														1.5
750.1744A	Embezzlement - Agent or Trustee \$1,000 - < \$20,000	5	2			2														1.3
750.1745A	Embezzlement - Agent or Trustee \$20,000 or More	10	11		6	1	3	1												1.3
			1			1														1.3
			10		2	1	2	1			1		3							2.8
			1				1													1.7

NOTE: Be sure to check for related offense codes when examining a particular type of crime. They may or may not be in sequential order or even on the same page.

**B3 2005 Commitments by Minimum Term Distribution for Women — All Offenses**  
*Includes Additional Sentences Imposed*  
 Page 4 of 7

B - 44

			TOTAL*	.5	1	1.5	2	2.5	3	3.5	4	4.5	5	10	15	20	25	>25	LIFE	AVG
GRAND TOTALS			797	21	165	208	174	48	57	8	19	11	21	38	4	6	3	2	5	2.4
VIOLATIONS			756	17	157	194	170	46	55	8	19	11	21	38	4	6	3	2	5	2.4
ATTEMPTS			34	4	8	14	4	2	2											1.3
Max. Penalty																				
750.1745B	Embezzlement - Agent or Trustee \$1,000 - < \$20,000, 3rd+ Offense	10 ATTEMPTS	1											1						6.3
750.174A4A	Embezzlement - Vulnerable Adult \$1,000 - < \$20,000	5 ATTEMPTS	1											1						6.0
750.174A5A	Embezzlement - Vulnerable Adult \$20,000 or More	10 ATTEMPTS	1				1													2.5
750.183-A	Escape - Aiding Prisoner - Felony	7 ATTEMPTS	1										1							4.7
750.193	Escape - Prison	5 ATTEMPTS	3			2	1													1.5
750.1952	Escape - From Felony Jail Sentence	4 ATTEMPTS	2			2														1.5
750.1972	Escape - Awaiting Trial for Felony	4 ATTEMPTS	1		1															1.0
750.197C-A	Assault of Prison Employee	4 ATTEMPTS	3		1		1				1									2.3
750.199A	Bond - Absconding or Forfeiting	4 ATTEMPTS	2				2													1.8
750.213	Extortion	20 ATTEMPTS	1				1													2.0
750.2184A	False Pretenses - \$1,000 - < \$20,000	5 ATTEMPTS	4		1	2	1													1.4
750.2185A	False Pretenses - \$20,000 or More	10 ATTEMPTS	2				1				1									3.0
750.224F	Weapons - Firearms, Possess by Felon	5 ATTEMPTS	2	1		1														1.0
750.227	Weapons - Carrying Concealed	5 ATTEMPTS	5		2	1	2													1.3
750.227B-A	Weapons - Felony Firearm	2 ATTEMPTS	13				13													2.0
750.234B	Weapons - Firearms, Discharge in/at Bldg.	4 ATTEMPTS	1		1															1.0
750.248	Forgery	14 ATTEMPTS	16 2		4	2 1	7	2			1									1.7 2.1
750.249	Uttering & Publishing	14 ATTEMPTS	86 11	2 3	21 2	31 4	28 1	4												1.4 1.2
750.253	Utter & Publish - Counterfeit Bills/Notes	5 ATTEMPTS	1				1													1.8

NOTE: Be sure to check for related offense codes when examining a particular type of crime. They may or may not be in sequential order or even on the same page.

**B3 2005 Commitments by Minimum Term Distribution for Women — All Offenses**  
*Includes Additional Sentences Imposed*  
 Page 5 of 7

B - 45

		GRAND TOTALS
		VIOLATIONS
		ATTEMPTS
		Max. Penalty
750.285	Obtain Personal Identity Info w/o Permission	5 ATTEMPTS
750.316-A	Homicide - Murder 1st Degree, Premeditated	LIFE ATTEMPTS
750.317	Homicide - Murder 2nd Degree	LIFE ATTEMPTS
750.321-A	Homicide - Manslaughter, Statutory Short Form	15 ATTEMPTS
750.321-C	Homicide - Manslaughter, Involuntary	15 ATTEMPTS
750.321-E	Homicide - Manslaughter with Motor Vehicle	15 ATTEMPTS
750.324	Homicide - Negligent Homicide	2 ATTEMPTS
750.338B	Gross Indecency Male and Female, Commit/Procure	5 ATTEMPTS
750.345	Allow Minor to Distribute Obscene Literature	5 ATTEMPTS
750.356	Larceny	10 ATTEMPTS
750.3563A	Larceny - \$1,000 - < \$20,000	5 ATTEMPTS
750.356C	Retail Fraud - 1st Degree	5 ATTEMPTS
750.357	Larceny from Person	10 ATTEMPTS
750.360	Larceny in Building	4 ATTEMPTS
750.3623A	Larceny By Conversion \$1,000 - < \$20,000	5 ATTEMPTS
750.3633A	Larceny by False Personation \$1,000 - < \$20,000	5 ATTEMPTS
750.377A1B1	Malicious Destruction Personal Property \$1,000 - < \$20,000	5 ATTEMPTS
750.377AA	Malicious Destruction Personal Property	4 ATTEMPTS
750.377B	Malicious Destruction Fire/Police Property	4 ATTEMPTS

TOTAL*	.5	1	1.5	2	2.5	3	3.5	4	4.5	5	10	15	20	25	>25	LIFE	AVG
797	21	165	208	174	48	57	8	19	11	21	38	4	6	3	2	5	2.4
756	17	157	194	170	46	55	8	19	11	21	38	4	6	3	2	5	2.4
34	4	8	14	4	2	2											1.3
4		1	2							1							2.2
5																5	
13										1	1	2	4	3	2		20.3
5						1			1	1	2						4.6
3					1			1			1						4.4
1			1														1.3
2		2															.9
1		1															1.0
1		1															1.0
1			1														1.5
4			1	3													1.8
56		16	20	14	2	4											1.5
8			2	2		2	1			1							2.5
3			2		1												1.7
20	1	7	8	3	1												1.3
2			2														1.5
1			1														1.3
1		1															1.0
1		1															.8
5		3		1		1											1.5

**NOTE: Be sure to check for related offense codes when examining a particular type of crime. They may or may not be in sequential order or even on the same page.**

# B3 2005 Commitments by Minimum Term Distribution for Women — All Offenses

*Includes Additional Sentences Imposed*

Page 6 of 7

B - 46

			TOTAL*	.5	1	1.5	2	2.5	3	3.5	4	4.5	5	10	15	20	25	>25	LIFE	AVG
GRAND TOTALS			797	21	165	208	174	48	57	8	19	11	21	38	4	6	3	2	5	2.4
VIOLATIONS			756	17	157	194	170	46	55	8	19	11	21	38	4	6	3	2	5	2.4
ATTEMPTS			34	4	8	14	4	2	2											1.3
Max. Penalty																				
750.411A1B	False Report of a Felony	4	5	1		3	1													1.2
	ATTEMPTS		1			1														1.3
750.411A3A	False Report/Threat of Bomb/Harmful Device	4	1			1														1.3
750.413	Motor Vehicle - Unlawfully Driving Away	5	2			1	1													1.6
	ATTEMPTS																			
750.414	Motor Vehicle - Unlawful Use	2	2			1	1													1.1
	ATTEMPTS																			
750.422-A	Perjury - Court Proceeding Capital Crime	LIFE	1											1						6.5
	ATTEMPTS																			
750.422-B	Perjury - Court Proceeding	15	1			1														1.0
	ATTEMPTS																			
750.451-D	Prostitution - 3rd+ Offense	2	7			2	3	2												1.3
	ATTEMPTS																			
750.479A3	Police Officer - Fleeing (Penal Code) 3rd Degree	5	4			1	1	1	1											2.1
	ATTEMPTS																			
750.505-B	Accessory After the Fact to Felony	5	5			2	3													1.7
	ATTEMPTS																			
750.520B1A	CSC - 1st Degree - Person Under 13	LIFE	1									1								4.3
	ATTEMPTS																			
750.520B1B	CSC - 1st Degree - Relationship	LIFE	4											3	1					8.8
	ATTEMPTS																			
750.520C1A	CSC - 2nd Degree - Person Under 13	15	2						1					1						5.1
	ATTEMPTS																			
750.520D1A	CSC - 3rd Degree - Person 13-15	15	4			2	1	1												1.2
	ATTEMPTS		1				1													1.2
750.520D1B	CSC - 3rd Degree - Force/Coercion	15	1			1														1.0
	ATTEMPTS																			
750.520E	CSC - 4th Degree - Multiple Variables	2	1			1														1.0
	ATTEMPTS																			
750.520G1	CSC - Assault w/Intent to Commit Sexual Penetration	10	2			1	1													1.2
	ATTEMPTS																			
750.529	Robbery - Armed	LIFE	21			1	1	4	1	2	4	1	1	5		1				4.8
	ATTEMPTS		1			1														1.0
750.530	Robbery - Unarmed	15	24			1	6	4	9		1	1	2							2.7
	ATTEMPTS																			
750.531-A	Bank Robbery	LIFE	5					1	2				1	1						3.7
	ATTEMPTS																			

NOTE: Be sure to check for related offense codes when examining a particular type of crime. They may or may not be in sequential order or even on the same page.



# B3 2005 Commitments by Minimum Term Distribution for Women — All Offenses

*Includes Additional Sentences Imposed*  
Page 7 of 7

B - 47

			TOTAL*	.5	1	1.5	2	2.5	3	3.5	4	4.5	5	10	15	20	25	>25	LIFE	AVG	
GRAND TOTALS			797	21	165	208	174	48	57	8	19	11	21	38	4	6	3	2	5	2.4	
VIOLATIONS			756	17	157	194	170	46	55	8	19	11	21	38	4	6	3	2	5	2.4	
ATTEMPTS			34	4	8	14	4	2	2											1.3	
Max. Penalty																					
750.531-B	Safe Breaking	LIFE ATTEMPTS	1			1														1.3	
			1				1													1.9	
750.5352A	Stolen Property - Rec & Conc \$20,000 or More	10 ATTEMPTS	1				1													1.6	
750.5353A	Stolen Property - Rec & Conc \$1,000 - < \$20,000	5 ATTEMPTS	6	1	1	3		1												1.3	
750.5357	Stolen Property - Rec & Conc Motor Vehicle	5 ATTEMPTS	2		1	1														1.2	
			1		1															1.0	
750.72-A	Arson - Dwelling House	20 ATTEMPTS	4				1	1				1	1							3.5	
750.73	Arson - Real Property	10 ATTEMPTS	3		1	1	1													1.4	
750.814	Domestic Violence, 3rd Offense	2 ATTEMPTS	1			1														1.5	
750.81D1	Police Officer - Assault/Resist/Obstruct	2 ATTEMPTS	10		3	6					1									1.5	
750.81D2	Police Officer - Assault/Resist/Obstruct Cause Injury	4 ATTEMPTS	1			1														1.3	
750.82	Felonious Assault	4 ATTEMPTS	8		1	4	2	1												1.6	
			1		1															1.0	
750.83	Assault w/Intent to Murder	LIFE ATTEMPTS	1											1						6.8	
750.84	Assault w/Intent to do Great Body Harm Less Than Murder	10 ATTEMPTS	18		5	2	2	1	3	3	1			1						2.3	
750.88	Assault w/Intent to Rob While Unarmed	15 ATTEMPTS	7		1		2	1	2					1						2.8	
750.89	Assault w/Intent to Rob While Armed	LIFE ATTEMPTS	5				1						1	2	1					6.8	
752.7973D	Computers - Use to Commit Crime Max 4 - < 10 yrs	7 ATTEMPTS	1			1														1.3	
800.2811	Prisons - Furnish Contraband to Prisoner In Prison	5 ATTEMPTS	1	1																.5	

**NOTE: Be sure to check for related offense codes when examining a particular type of crime. They may or may not be in sequential order or even on the same page.**

\*Prisoners with Insufficient Information = 7.

Largest minimum term for each prisoner is reported.

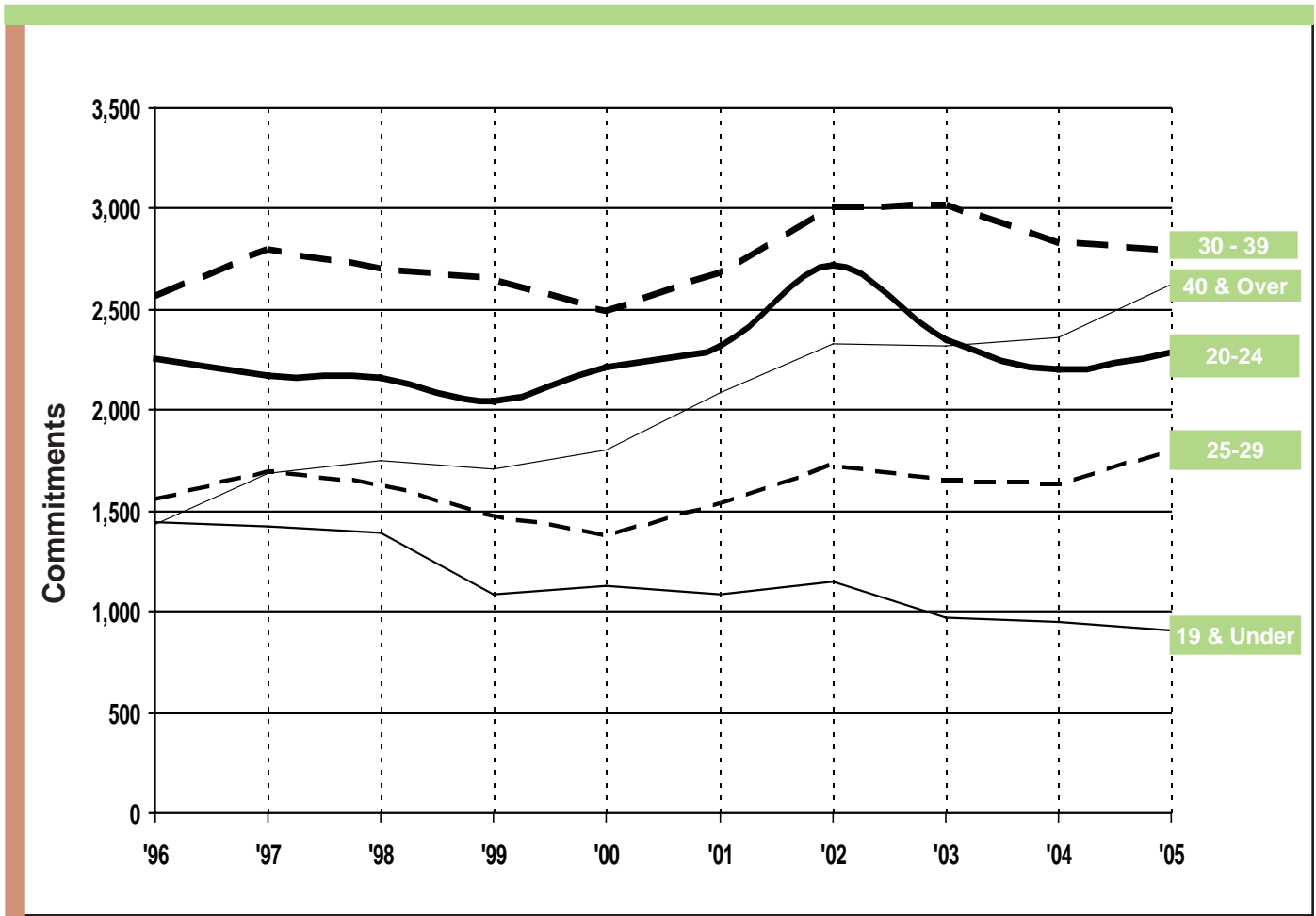
When minimum terms exceed maximum penalties, it may be due to anomalies in criminal justice practices, habitualized offenses, database errors, etc.

Each minimum term category is rounded up from the preceding category (for example, the ten-year category includes all minimums longer than five years up to exactly ten years).

Minimum term averages are based on raw data (with life sentences excluded from the calculations).Source:

## B4a Commitments by Age for Men, 1996 - 2005

*Includes Additional Sentences Imposed*



## B4b Commitments by Age, Race and Gender as of December 2005

*Includes Additional Sentences Imposed*

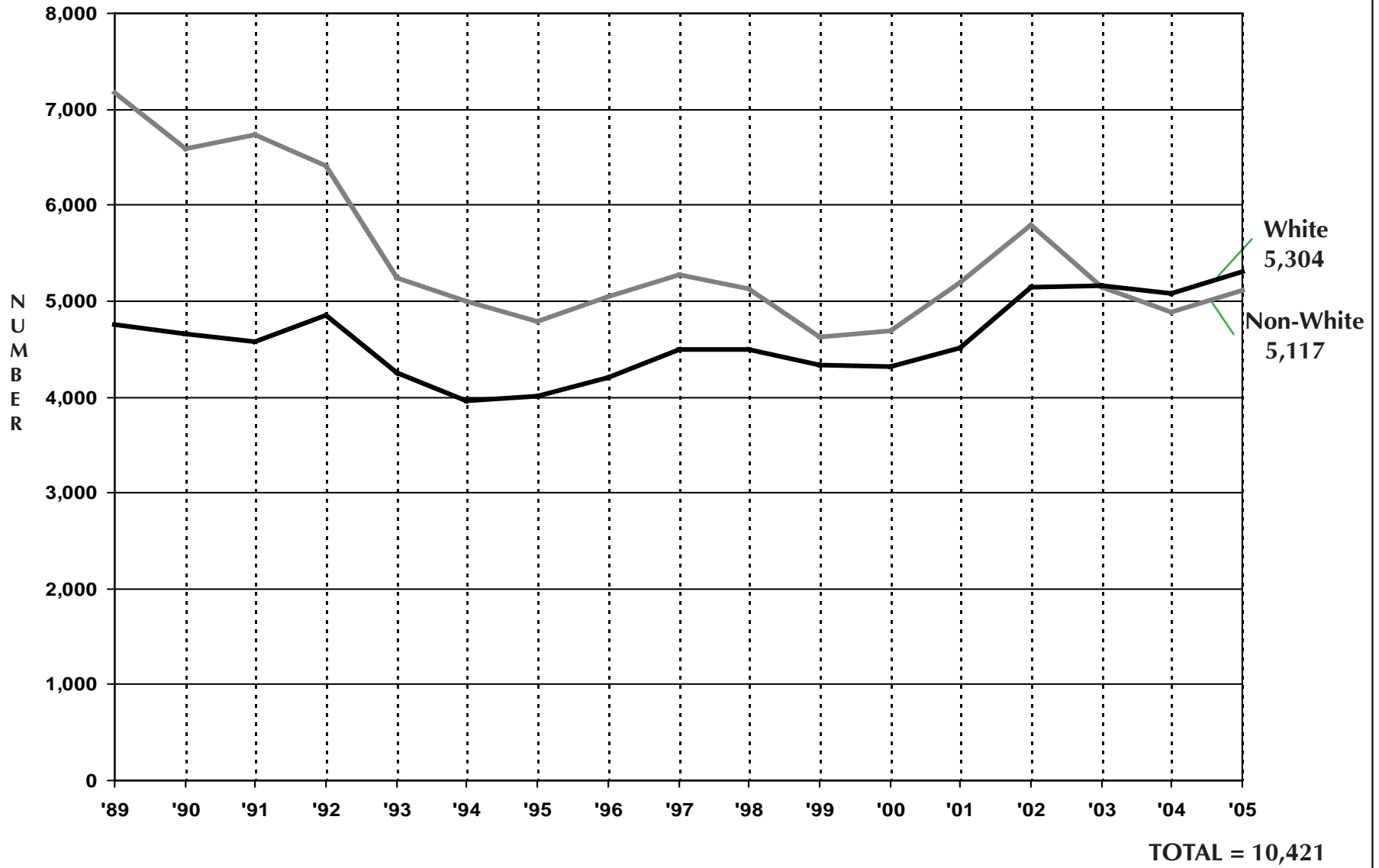
Age Group	TOTAL COMMITMENTS		MALE COMMITMENTS						FEMALE COMMITMENTS					
			Total Male		White		Non-White		Total Female		White		Non-White	
	Count	PCNT	Count	PCNT	Count	PCNT	Count	PCNT	Count	PCNT	Count	PCNT	Count	PCNT
19 and Under	926	8.3	905	8.7	405	3.9	500	4.8	22	2.7	11	1.4	10	1.3
20 - 24	2,377	21.2	2,288	22.0	1,140	10.9	1,148	11.0	89	11.3	57	7.2	32	4.1
25 - 29	1,940	17.3	1,804	17.3	846	8.1	958	9.2	136	17.2	76	9.6	60	7.6
30 - 39	3,070	27.4	2,794	26.8	1,444	13.9	1,350	13.0	276	34.9	169	21.4	107	13.5
40 and Over	2,898	25.8	2,630	25.2	1,469	14.1	1,161	11.1	268	33.9	139	17.6	129	16.3
Totals*	11,273	100.0	10,421	100.0	5,304	50.9	5,117	49.1	790	100.0	452	57.2	338	42.8
<b>SUBTOTALS AS PERCENT OF TOTAL</b>	<b>100.0</b>		<b>93.0</b>		<b>47.3</b>		<b>45.7</b>		<b>7.0</b>		<b>4.0</b>		<b>3.0</b>	

SOURCE: Corrections Management Information System (CMIS). \*Cases with Insufficient Information = 62 (excluded from % calculations).

# B5a Commitments by Race for Men, 1989 - 2005

*Includes Additional Sentences Imposed*

B - 49

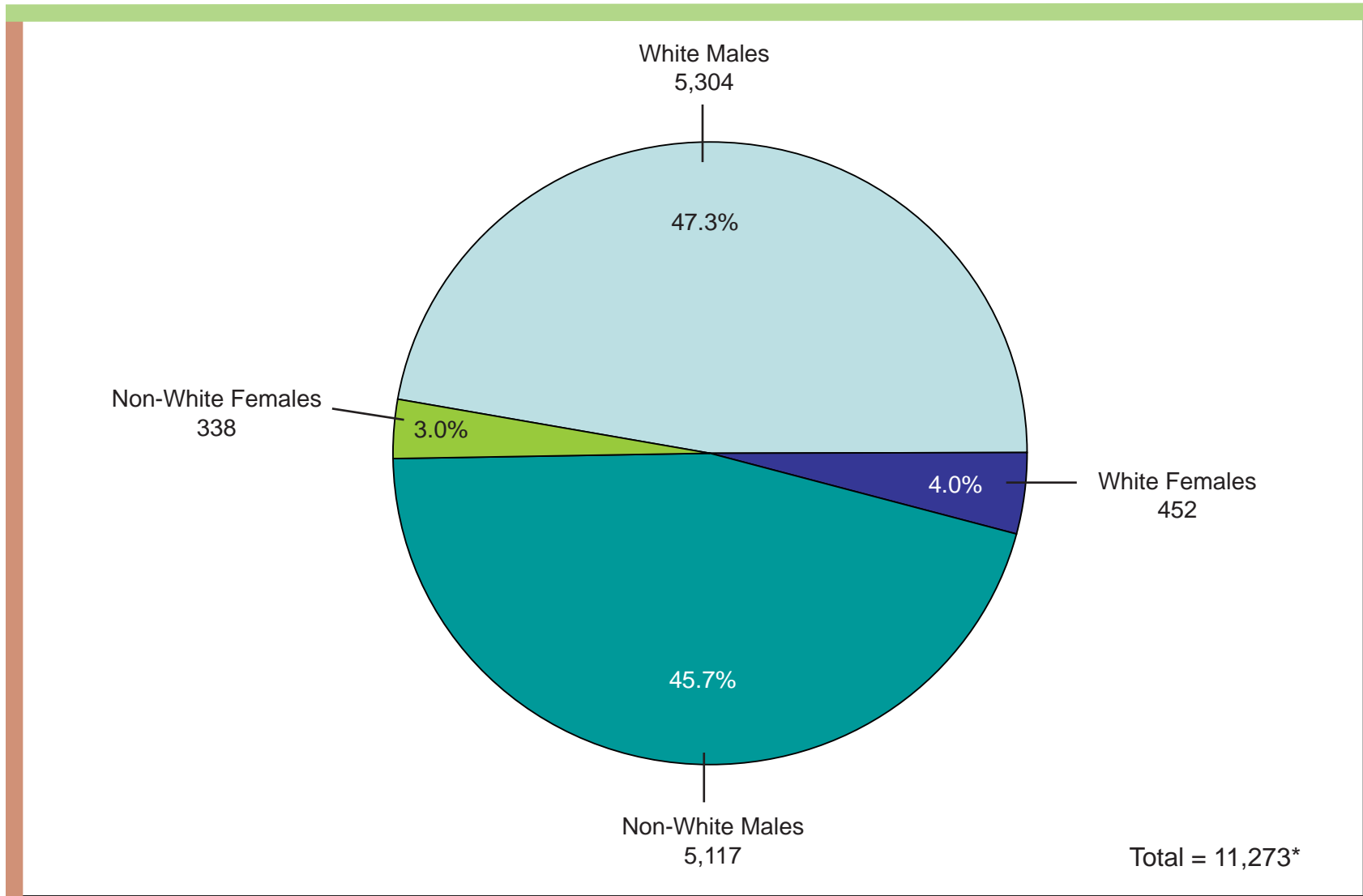


Source: Corrections Management Information System (CMIS)

# B5b Total 2005 Commitments by Race and Gender

*Includes Additional Sentences Imposed*

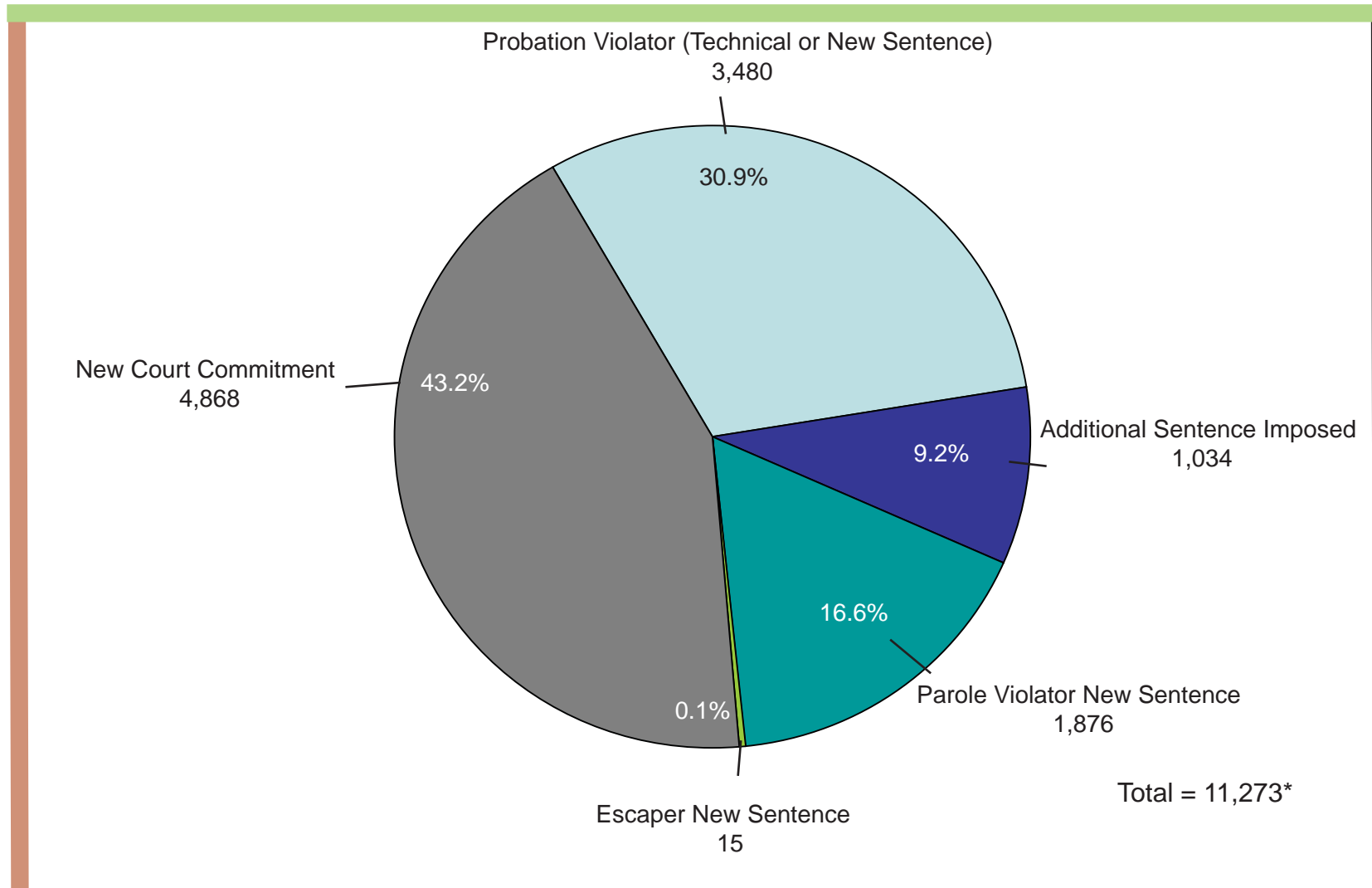
B - 50



Source: Corrections Management Information System (CMIS)  
\*Cases with insufficient information = 62 (excluded from % calculations)

# B6 2005 Prison Commitments by Type

*Includes Additional Sentences Imposed*

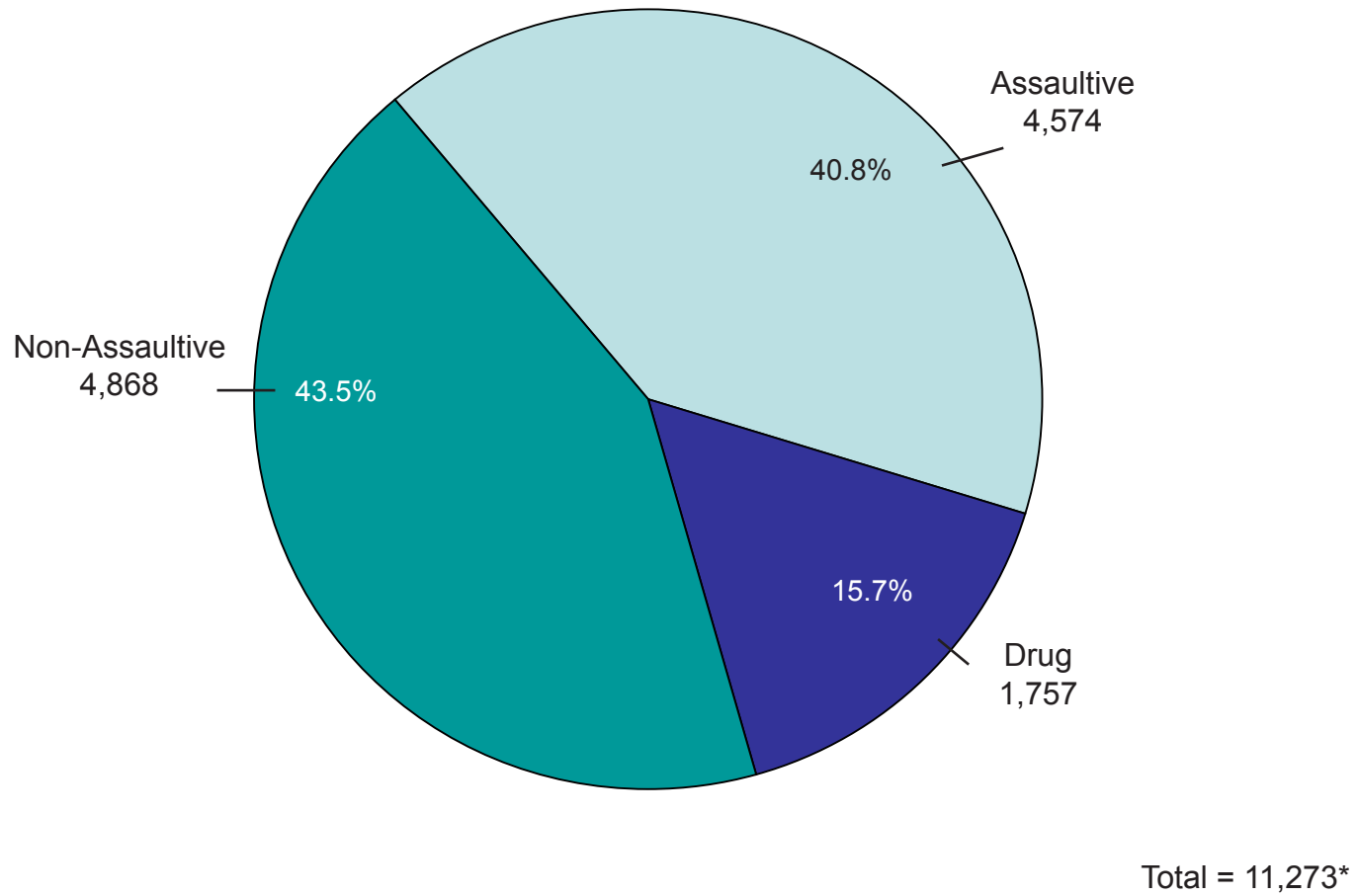


B - 51

Source: Corrections Management Information System (CMIS)  
\*Cases with insufficient information = 62 (excluded from % calculations)

# B7 2005 Prisoner Intake by Major Crime Types

*Includes Additional Sentences Imposed*



B - 52

Source: Corrections Management Information System (CMIS)  
\*74 cases have insufficient information to determine crime type

---

# Prisoner Population



This section presents descriptions of Michigan's correctional facilities and statistics regarding the characteristics of the prisoner population.

The map shows the location of each Michigan prison and camp, as well as a geographic breakdown of the Correctional Facilities Administration (CFA) regions. The map is followed by a description of each facility.

Table C is a breakdown of the net operating capacity of the institutions and camps by security level.

Table Ca displays the end-of-year institution and camp population from 1991 through 2005.

Table C1 shows the total prisoner population broken down by minimum sentence and offense. The total population includes prisoners housed in institutions, camps, the SAI-Prison program and Community Residential Programs (CRP). Tables C1a through C1c show the information in Table C1 broken down by major crime categories (i.e., non-assaultive, drug and assaultive). Table C2 shows the total *female* prisoner population broken down by minimum sentence and offense.

The crimes in the C1 series of tables and the C2 table are sorted by Michigan Compiled Law (MCL) numbers and Prosecuting Attorney's Coordinating Council (PACC) codes (the sort order used since 1999). Since this sort order keeps sequential codes together, similar crimes that have identical maximum penalties are not consolidated. This level of detail provides much richer information, but the reader must be careful to watch for related codes when attempting to examine the prison population frequency and minimum term distribution for a particular type of crime. For example, several separate offense codes now appear for the crime of first degree criminal sexual conduct (750.520B-- ) because each code represents a specific characteristic of the offense.

Tables C3a through C3c summarize the total prisoner population broken down by age, location and race.

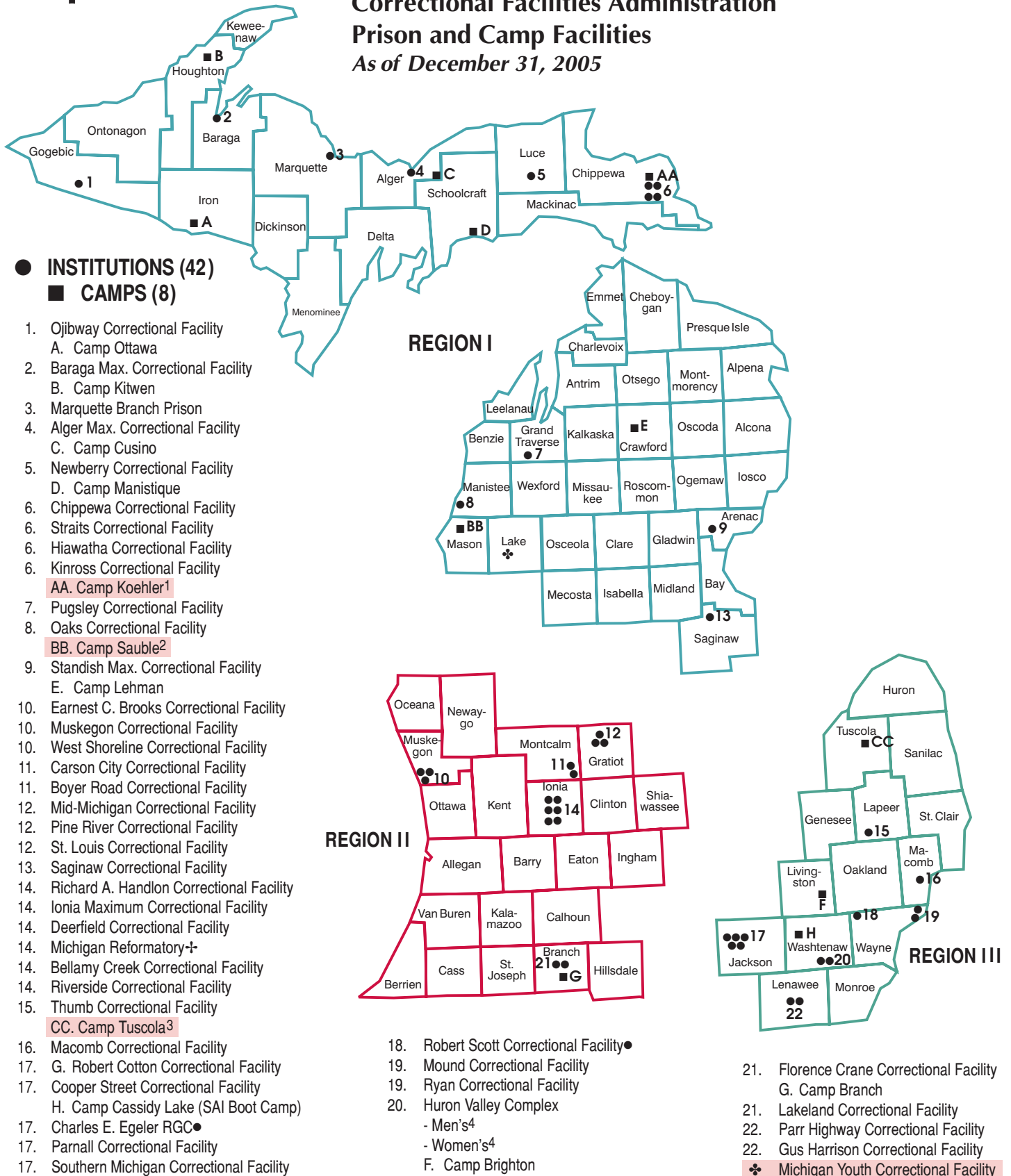
Table C4 summarizes the movement of prisoners into and out of the institution and camp population during 2005. To demonstrate the effect of prisoner movement on the size of the institution and

camp population, Table C4 reports only the movements onto and off of the institution/camp count. In other words, the table ignores movement types that do not affect the total count (e.g., movements *between* institutions). It also does not show prisoner movements that do not involve prison/camp locations (e.g., prisoner movements to parole from CRP locations).

Table C5 shows the number of escapes from secure DOC custody from 1999 through 2005. Escapes from community corrections centers and electronic monitoring will be reported separately under the Zero Tolerance Escape Policy in Section H.

# Map

## Michigan Department of Corrections Correctional Facilities Administration Prison and Camp Facilities As of December 31, 2005



Source: Correctional Facilities Administration



---

# *Michigan Department of Corrections Facilities*

## *As of December 31, 2005*

### **FACILITIES**

- **Alger Maximum Correctional Facility (LMF)**
- **Baraga Maximum Correctional Facility (AMF)**
- **Bellamy Creek Correctional Facility (IBC)**
- **Boyer Road Correctional Facility (OTF)** - *Information regarding this facility under Carson City Correctional Facility (DRF)*
- **Brooks, Earnest C. Correctional Facility (LRF)**
- **Carson City Correctional Facility (DRF)**
- **Chippewa Correctional Facility (URF)**
- **Cooper Street Correctional Facility (JCS)**
- **Cotton, G. Robert Correctional Facility (JCF)**
- **Crane, Florence Correctional Facility (ACF)** - *Information regarding this facility under Lakeland Correctional Facility (LCF)*
- **Deerfield Correctional Facility (ITF)** - *Information regarding this facility under Riverside Correctional Facility (RCF)*
- **Egeler, Charles E. Reception and Guidance Center (RGC)**
- **Handlon, Richard A. Correctional Facility (MTU)**
- **Harrison, Gus Correctional Facility (ARF)**
- **Hiawatha Correctional Facility (HTF)** - *Information regarding this facility under Kinross Correctional Facility (KCF)*
- **Huron Valley Complex - Men (HVM) Women (WHV)**
- **Ionia Maximum Correctional Facility (ICF)**
- **Kinross Correctional Facility (KCF)**
- **Lakeland Correctional Facility (LCF)**
- **Macomb Correctional Facility (MRF)**
- **Marquette Branch Prison (MBP)**
- **Mid-Michigan Correctional Facility (STF)** - *Information regarding this facility under St. Louis Correctional Facility (SLF)*
- **Mound Correctional Facility (NRF)**
- **Muskegon Correctional Facility (MCF)**
- **Newberry Correctional Facility (NCF)**
- **Oaks Correctional Facility (ECF)**
- **Ojibway Correctional Facility (OCF)**
- **Parnall Correctional Facility (SMT)**
- **Parr Highway Correctional Facility (ATF)** - *Information regarding this facility under Gus Harrison Correctional Facility (ARF)*
- **Pine River Correctional Facility (SPR)**
- **Pugsley Correctional Facility (MPF)**
- **Riverside Correctional Facility (RCF)**
- **Ryan Correctional Facility (RRF)**
- **Saginaw Correctional Facility (SRF)**
- **Scott, Robert Correctional Facility (SCF)**
- **Southern Michigan Correctional Facility (JMF)**
- **St. Louis Correctional Facility (SLF)**
- **Standish Maximum Correctional Facility (SMF)**
- **Straits Correctional Facility (KTF)** - *Information regarding this facility under Chippewa Correctional Facility (URF)*
- **Thumb Correctional Facility (TCF)**
- **West Shoreline Correctional Facility (MTF)** - *Information regarding this facility under Earnest C. Brooks Correctional Facility (LRF)*

### **CAMPS**

- **Camp Branch (CDW)** - *Information regarding this camp under Florence Crane Correctional Facility (ACF)*
- **Camp Brighton (CBI)** - *Information regarding this camp under Huron Valley Complex - Women (WHV)*
- **Camp Cassidy Lake (SAI Boot Camp)** - *Information regarding this camp under Cooper Street Correctional Facility (JCS)*
- **Camp Cusino (CCU)** - *Information regarding this camp under Alger Maximum Correctional Facility (LMF)*
- **Camp Koehler (CKO)** - *Closed June 19, 2005*
- **Camp Kitwen (CKT)** - *Information regarding this camp under Baraga Maximum Correctional Facility (AMF)*
- **Camp Lehman (CLE)** - *Information regarding this camp under Standish Maximum Correctional Facility (SMF)*
- **Camp Manistique (CMQ)** - *Information regarding this camp under Newberry Correctional Facility (NCF)*
- **Camp Ottawa (COT)** - *Information regarding this camp under Ojibway Correctional Facility (OCF)*
- **Camp Sauble (CSA)** - *Closed as of May 8, 2005*
- **Camp Tuscola (CTU)** - *Closed as of June 2, 2005.*

### **NON-MDOC LOCATIONS**

- **Michigan Youth Correctional Facility (MYC)** - *Facility vacated in October 2005 due to cancellation of MDOC contract with The GEO Group, Inc.*

---

## 2005 Facility Descriptions

### Alger Maximum Correctional Facility (LMF)

Warden David Bergh  
Deputy Warden Lloyd Rapelje  
Industrial Park Drive, P.O. Box 600  
Munising, MI 49862  
(906) 387-5000; FAX (906) 387-5019

Opened: August 1990  
Total Capacity: 536  
Net Operating Capacity: 531  
Age Limits: Males, all ages  
Security Level: V (maximum)  
Appropriation for 2005/2006: \$28,743,200  
Appropriated per capita for prisoner care and custody:  
\$92.75

### Camp Cusino (CCU)

ADW Shelley Peterson  
N5398 Percy Road  
Shingleton, MI 49884  
(906) 452-6248; FAX (906) 452-6585

Total Capacity: 320  
Net Operating Capacity: 320  
Security Level: I (minimum)  
Appropriation for 2005/2006: Included in the budget of  
Alger Maximum Correctional Facility (LMF)  
Appropriated per capita for prisoner care and custody:  
Included in the budget of LMF

### Baraga Maximum Correctional Facility (AMF)

Warden Tim Luoma  
Deputy Warden Darlene Edlund  
301 Wadaga Road  
Baraga, MI 49908  
(906) 353-7070; FAX (906) 353-7957

Opened: June 1993  
Total Capacity: 856  
Net Operating Capacity: 821  
Age Limits: Males, all ages  
Security Level: I and V  
Appropriation for 2005/2006: \$33,052,700  
Appropriated per capita for prisoner care and custody:  
\$83.54

### Camp Kitwen (CKT)

ADW Evelyn Nicholls  
M-26 South, P.O. Box 7  
Painesdale, MI 49955  
(906) 288-3791; FAX (906) 288-3009

Total Capacity: 240  
Net Operating Capacity: 240  
Security Level: I (minimum)  
Appropriation for 2005/2006: Included in the budget of  
Baraga Maximum Correctional Facility (AMF)  
Appropriated per capita for prisoner care and custody:  
Included in the budget of AMF

Shaded Information Groups list camps and facilities under the facility that administers them.

---

### **Bellamy Creek Correctional Facility (IBC)**

Warden Ken McKee  
Deputy Warden Cathleen Stoddard  
1727 W. Bluewater Hwy.  
Ionia, MI 48846  
(616) 527-2510; FAX (616) 527-7089

Opened: 12/2001  
Total Capacity: 1,868  
Net Operating Capacity: 1,845  
Age Limits: Males, all ages  
Security Level: I, II and IV  
Appropriation for 2005/2006: \$40,749,800  
Appropriated per capita for prisoner care and custody:  
\$61.01

---

### **Brooks, Earnest C. Correctional Facility (LRF)**

Warden Mary Berghuis  
Deputy Warden Rick Smith  
2500 S. Sheridan Road  
Muskegon Heights, MI 49444  
(231) 773-9200; FAX (231) 777-2097

Opened: June 1989  
Total Capacity: 1,246  
Net Operating Capacity: 1,219  
Age Limits: Males, all ages  
Security Level: I, II and IV  
Appropriation for 2005/2006: \$40,638,300  
Appropriated per capita for prisoner care and custody:  
\$50.61

### **West Shoreline Correctional Facility (MTF)**

Warden Mary Berghuis  
Deputy Warden Michael Singleton  
2500 S. Sheridan Drive  
Muskegon Heights, MI 49444  
(231) 773-1122; FAX (231) 777-2097

Opened: October 1987  
Total Capacity: 962  
Net Operating Capacity: 960  
Age Limits: Males, all ages  
Security Level: Secure Level I  
Appropriation for 2005/2006: Included in the budget of  
Earnest C. Brooks Correctional Facility (LRF)  
Appropriated per capita for prisoner care and custody:  
Included in the budget of LRF

---

### **Carson City Correctional Facility (DRF)**

Warden Kurt Jones  
Deputy Warden Tony Trierweiler  
10522 Boyer Rd.  
Carson City, MI 48811  
(989) 584-3941; FAX (989) 584-6535

Opened: August 1989  
Total Capacity: 1,246  
Net Operating Capacity: 1,235  
Age Limits: Males, 17 or older  
Security Level: I, II and IV  
Appropriation for 2005/2006: \$44,075,600  
Appropriated per capita for prisoner care and custody:  
\$54.89

---

### **Boyer Road Correctional Facility (OTF)**

Warden Kurt Jones  
Deputy Warden Lori Gidley  
10274 Boyer Road  
Carson City, MI 48811  
(989) 584-3941; FAX (989) 584-6535

Opened: November 1987  
Total Capacity: 963  
Net Operating Capacity: 960  
Age Limits: Males, 17 or older  
Security Level: Secure Level I  
Appropriation for 2005/2006: Included in the budget of  
Carson City Correctional Facility (DRF)  
Appropriated per capita for prisoner care and custody:  
Included in the budget of DRF

---

---

### **Chippewa Correctional Facility (URF)**

Warden Jeri-Ann Sherry  
Deputy Warden Greg McQuiggin  
4269 W. M-80  
Kincheloe, MI 49784  
(906) 495-2275; FAX (906) 495-5836

Opened: August 1989  
Total Capacity: 1,150  
Net Operating Capacity: 1,130  
Age Limits: Males, all ages  
Security Level: I, III and IV  
Appropriation for 2005/2006: \$43,011,700  
Appropriated per capita for prisoner care and custody: \$55.53

### **Straits Correctional Facility (KTF)**

Warden Jeri-Ann Sherry  
Deputy Warden John Boynton  
4387 W. M-80  
Kincheloe, MI 49785  
(906) 495-5674; FAX (906) 495-5836

Opened: May 1988  
Total Capacity: 962  
Net Operating Capacity: 961  
Age Limits: Males, all ages  
Security Level: Secure Level I  
Appropriation for 2005/2006: Included in the budget of Chippewa Correctional Facility (URF)  
Appropriated per capita for prisoner care and custody: Included in the budget of URF

### **Cooper Street Correctional Facility (JCS)**

Warden Bruce Curtis  
Deputy Warden Dennis Dyke  
3100 Cooper Street  
Jackson, MI 49201  
(517) 780-6175; FAX (517) 780-6811

Opened: 1997  
Total Capacity: 1,354  
Net Operating Capacity: 1,336  
Age Limits: Males, 17 or older  
Security Level: Secure Level I  
Appropriation for 2005/2006: \$23,613,300  
Appropriated per capita for prisoner care and custody: \$47.57

### **Camp Cassidy Lake (SAI Boot Camp)**

ADW Jerry Howell  
18901 Waterloo Road  
Chelsea, MI 48118  
(734) 475-1368

Level I facility housing male (ZLI) and female (ZLW) prisoners participating in the Special Alternative Incarceration (SAI) Program.  
Effective June 2004, the responsibility for the SAI Program transferred from the Field Operations Administration to the Correctional Facilities Administration with Cooper Street Correctional Facility providing administrative oversight.

### **Cotton, G. Robert Correctional Facility (JCF)**

Warden Doug Vasbinder  
Deputy Warden Joe Barrett  
3500 N. Elm Road  
Jackson, MI 49201  
(517) 780-5000; FAX (517) 780-5100

Opened: December 1985  
Total Capacity: 1,854  
Net Operating Capacity: 1,828  
Age Limits: Males, all ages  
Security Level: I, Secure I, II and IV  
Appropriation for 2005/2006: \$35,523,600  
Appropriated per capita for prisoner care and custody: \$56.13

---

**Egeler, Charles E. Reception and Guidance Center (RGC)**

Warden Nick Ludwick  
Deputy Warden CC. Brown-Brandon  
3855 Cooper Street  
Jackson, MI 49201  
(517) 780-5600; FAX (517) 780-5814  
Duane Waters Hospital (517) 780-5600;  
FAX (517) 780-5677

Opened as Charles Egeler Reception and Guidance Center (RGC) in July 2002  
Total Capacity: 1,656  
Net Operating Capacity: 1,624  
Age Limits: All male commitments 17 years or older are processed through this center  
Security Level: I, II and Reception  
Appropriation for 2005/2006: \$50,652,600  
Appropriated per capita for prisoner care and custody: \$67.01

**Handlon, Richard A. Correctional Facility (MTU)**

Warden John Prelesnik  
Deputy Warden Mark Gassman  
1728 Bluewater Highway  
Ionia, MI 48846  
(616) 527-3100; FAX (616) 527-3161

Opened: January 1958  
Total Capacity: 1,331  
Net Operating Capacity: 1,319  
Age Limits: Males, 25 and under  
Security Level: II  
Appropriation for 2005/2006: \$22,306,400  
Appropriated per capita for prisoner care and custody: \$46.30

**Harrison, Gus Correctional Facility (ARF)**

Acting Warden Ken Romanowski  
Deputy Warden Thomas Bell  
2727 E. Beecher Street  
Adrian, MI 49221  
(517) 265-3900; FAX (517) 265-9542

Opened: March 1991  
Total Capacity: 1,140  
Net Operating Capacity: 1,128  
Age Limits: Males, all ages  
Security Level: I, II and IV  
Appropriations for 2005/2006: \$41,542,500  
Appropriated per capita for prisoner care and custody: \$54.15

**Parr Highway Correctional Facility (ATF)**

Warden Ken Romanowski  
Deputy Warden Bryan Watson  
2727 E. Beecher  
Adrian, MI 49221  
(517) 263-3500; FAX (517) 264-9542

Opened: May 1989  
Total Capacity: 1,042  
Net Operating Capacity: 1,040  
Age Limits: Males, all ages  
Security Level: Secure Level I  
Appropriation for 2005/2006: Included in the budget of Gus Harrison Correctional Facility (ARF)  
Appropriated per capita for prisoner care and custody: Included in the budget of ARF

---

**Huron Valley Complex - MEN (HVM)  
WOMEN (WHV)**

Warden Susan Davis  
Deputy Warden Oliva Bruce  
3201 Bemis Road  
Ypsilanti, MI 48197  
(734) 572-9900; FAX (734) 572-9499 (HVM)  
(734) 434-5888; FAX (734) 434-2881 (WHV)

Effective 2004, the Huron Valley Correctional Facility (HVM) and the Huron Valley Center (HVC) were integrated into the Huron Valley Complex. The Complex, secured and run by the MDOC, consolidates mental health services and staff from both the MDOC and the Department of Community Health - Corrections Mental Health Program (DCH-CMHP) providing services to both male (HVM) and female (HVC) prisoners/patients.

Age Limits: Males and Females, all ages  
Security Level: IV Men; I and II Female  
Total Capacity: 498 (HVM); 859 (WHV)  
Net Operating Capacity: 416 (HVM); 832 (WHV)  
Appropriation for 2005/2006: \$37,338,700  
Appropriated per capita for prisoner care and custody: \$74.02

**Camp Brighton (CBI)**

ADW Thomas DeSantis  
7200 Chambers Road  
Pinckney, MI 48169  
(734) 878-6623; FAX (734) 878-6590

Total Capacity: 404  
Net Operating Capacity: 404  
Age Limits: Females, all ages  
Security Level: I  
Operates under the direction of the Huron Valley Complex - Women

**Ionia Maximum Correctional Facility (ICF)**

Warden Willie Smith  
Deputy Warden Nannette Norwood  
1576 W. Bluewater Highway  
Ionia, MI 48846  
(616) 527-6331; FAX (616) 527-6863

Opened: May 1987  
Total Capacity: 666  
Net Operating Capacity: 618  
Age Limits: Males, all ages  
Security Level: II and V  
Appropriation for 2005/2006: \$26,115,400  
Appropriated per capita for prisoner care and custody: \$107.27

**Kinross Correctional Facility (KCF)**

Warden Linda Metrish  
Deputy Warden Fred Hancock  
16770 S. Watertower Drive  
Kincheloe, MI 49788  
(906) 495-2282; FAX (906) 495-5837

Opened: January 1978  
Total Capacity: 1,777  
Net Operating Capacity: 1,735  
Age Limits: Males, 17 or older  
Security Level: I and II  
Appropriation for 2005/2006: \$49,405,400  
Appropriated per capita for prisoner care and custody: \$55.86

**Camp Koehler (CKO)**

As of June 19, 2005 Camp Koehler has been converted to a housing unit and is officially part of the Kinross Correctional Facility (KCF)

**Hiawatha Correctional Facility (HTF)**

Warden Linda Metrish  
Deputy Warden Keith Fecteau  
4533 W. Industrial Park Dr.  
Kincheloe, MI 49786-0001  
(906) 495-5661; FAX (906) 495-5291

Opened: February 1989  
Total Capacity: 962  
Net Operating Capacity: 960  
Age Limits: Men, 17 or older  
Security Level: Multi-Level  
Appropriation for 2005/2006: Included in the budget of Kinross Correctional Facility (KCF)  
Appropriated per capita for prisoner care and custody: Included in the budget of KCF

---

### **Lakeland Correctional Facility (LCF)**

Warden Carol Howes  
Deputy Warden Bonita Hoffner  
141 First Street  
Coldwater, MI 49036  
(517) 278-6942; FAX (517) 279-0327

Opened: Annex - December 1985;  
Medium Unit - June 1986  
Total Capacity: 1,344  
Net Operating Capacity: 1,339  
Age Limits: Males, 17 or older  
Security Level: II  
Appropriation for 2005/2006: \$57,513,600  
Appropriated per capita for prisoner care and custody:  
\$55.96

### **Crane, Florence Correctional Facility (ACF)**

Warden Carol Howes  
Deputy Warden Paul Klee  
38 Fourth Street  
Coldwater, MI 49036  
(517) 279-9165; FAX (517) 279-0327 @ LCF

Opened: April 1985/Reopened for men 11/20/00  
Total Capacity: 1,063  
Net Operating Capacity: 1,056  
Age Limits: Males, 17 or older  
Security Level: Secure Level I  
Appropriation for 2005/2006: Included in the budget  
of Lakeland Correctional Facility (LCF)  
Appropriated per capita for prisoner care and custody:  
Included in the budget of LCF

### **Camp Branch (CDW)**

ADW Rick Jansen  
19 Fourth Street  
Coldwater, MI 49036  
(517) 278-3204 or 278-3476  
FAX (517) 279-2064

Converted to male facility July 2001  
Total Capacity: 480  
Net Operating Capacity: 480  
Security Level: I (minimum)  
Under administrative control of Florence Crane  
Correctional Facility (ACF)  
Appropriation for 2005/2006: Included in the  
budget of Lakeland Correctional Facility (LCF)  
Appropriated per capita for prisoner care and custody:  
Included in the budget of LCF

### **Macomb Correctional Facility (MRF)**

Warden Hugh Wolfenbarger  
Deputy Warden Charlene Carberry  
34625 26 Mile Rd.  
New Haven, MI 48048  
(586) 749-4900; FAX (586) 749-4927

Opened: January 1993  
Total Capacity: 1,246  
Net Operating Capacity: 1,235  
Age Limits: Men, 17 or older  
Security Level: Multi-Level  
Appropriation for 2005/2006: \$26,339,800  
Appropriated per capita for prisoner care and custody:  
\$58.77

### **Marquette Branch Prison (MBP)**

Warden Gerald Hofbauer  
Deputy Warden Robert Napel  
1960 U.S. 41 South  
Marquette, MI 49855  
(906) 226-6531; FAX (906) 226-6556

Opened: 1889  
Total Capacity: 1,089  
Net Operating Capacity: 1,075  
Age Limits: Males, 21 and older  
Security Level: I and V  
Appropriation for 2005/2006: \$33,930,800  
Appropriated per capita for prisoner care and custody:  
\$82.34

### **Mound Correctional Facility (NRF)**

Warden Andrew Jackson  
Deputy Warden Vacant  
17601 Mound Road  
Detroit, MI 48212  
(313) 368-8300; FAX (313) 368-8972

Opened: July 1994  
Total Capacity: 1,070  
Net Operating Capacity: 1,041  
Age Limits: Males, all ages  
Security Level: II  
Appropriation for 2005/2006: \$25,000,300  
Appropriated per capita for prisoner care and custody:  
\$65.17

---

### **Muskegon Correctional Facility (MCF)**

Warden Shirlee Harry  
Deputy Warden Terry Bradford  
2400 S. Sheridan Drive  
Muskegon, MI 49442  
(231) 773-3201; FAX (231) 773-3657

Opened: August 1974  
Total Capacity: 1,338  
Net Operating Capacity: 1,330  
Age Limits: Males, all ages  
Security Level: II  
Appropriation for 2005/2006: \$23,196,200  
Appropriated per capita for prisoner care and custody:  
\$48.51

---

### **Newberry Correctional Facility (NCF)**

Warden Barry Davis  
Deputy Warden Jeff Woods  
3001 Newberry Avenue  
Newberry, MI 49868  
(906) 293-6200; FAX (906) 293-0011

Opened: January 1996  
Total Capacity: 944  
Net Operating Capacity: 940  
Age Limits: Males, 17 or older  
Security Level: II  
Appropriation for 2005/2006: \$27,625,300  
Appropriated per capita for prisoner care and custody:  
\$66.16

### **Camp Manistique (CMQ)**

ADW John Norrington  
401 North Maple Street  
Manistique, MI 49854  
(906) 341-8451; FAX (906) 341-8454

Total Capacity: 216  
Net Operating Capacity: 216  
Security Level: I (minimum)  
Appropriation for 2005/2006: Included in the budget  
of Newberry Correctional Facility (NCF)  
Appropriated per capita for prisoner care and custody:  
Included in the budget of NCF

---

---

### **Oaks Correctional Facility (ECF)**

Warden David Gundy  
Deputy Warden Michael Curley  
1500 Caberfae Highway  
Manistee, MI 49600-9200  
(231) 723-8272; FAX (231) 723-4278

Opened: March 1992  
Total Capacity: 987  
Net Operating Capacity: 902  
Age Limits: Males, all ages  
Security Level: IV  
Appropriation for 2005/2006: \$31,381,800  
Appropriated per capita for prisoner care and custody:  
\$65.53

---

### **Camp Sauble (CSA)**

As of May 8, 2005 Camp Sauble is closed.

---



---

### **Ojibway Correctional Facility (OCF)**

Warden Jeff White  
Deputy Warden Dan Quigley  
N. 5705 Ojibway Road  
Marenisco, MI 49947  
(906) 787-2217; FAX (906) 787-2324

Opened: July 2000  
Total Capacity: 1,042  
Net Operating Capacity: 1,041  
Age Limits: Males, 17 or older  
Security Level: Secure Level I and II  
Appropriation for 2005/2006: \$22,639,300  
Appropriated per capita for prisoner care and custody:  
\$51.60

### **Camp Ottawa (COT)**

ADW Jim Young  
216 Gendron Road  
Iron River, MI 49935  
(906) 265-6431 or 265-6432  
FAX (906) 265-6661

Total Capacity: 240  
Net Operating Capacity: 240  
Security Level: Level I (minimum)  
Appropriation for 2005/2006: Included in the budget of  
Ojibway Correctional Facility (OCF)  
Appropriated per capita for prisoner care and custody:  
Included in the budget of OCF

### **Parnall Correctional Facility (SMT)**

Warden Harold White  
Deputy Warden Lance Schuhmacher  
1780 E. Parnall  
Jackson, MI 49201-7138  
(517) 780-6004; FAX (517) 780-6399

Opened: 1839 (Became separate facility under State  
Prison of Southern Michigan break-up plan,  
October 1994)  
Total Capacity: 1,364  
Net Operating Capacity: 1,364  
Age Limits: Males, 21 or older  
Security Level: I  
Appropriation for 2005/2006: \$22,237,600  
Appropriated per capita for prisoner care and custody:  
\$46.58

### **Pine River Correctional Facility (SPR)**

Warden Jan Trombley  
Deputy Warden Vacant  
320 N. Hubbard  
St. Louis, MI 48880  
(989) 681-6668; FAX (989) 681-6678

Opened: January 2000  
Total Capacity: 1,122  
Net Operating Capacity: 1,120  
Age Limits: Males, 17 or older  
Security Level: Secure Level I  
Appropriation for 2005/2006: \$17,809,800  
Appropriated per capita for prisoner care and custody:  
\$50.83

### **Pugsley Correctional Facility (MPF)**

Warden Thomas Phillips  
Deputy Warden Jim Stephens  
7401 E. Walton Road  
Kingsley, MI 49649  
(231) 263-5253; FAX (231) 263-7606

Opened: January, 2001  
Total Capacity: 1,160  
Net Operating Capacity: 1,159  
Age Limits: Males, 17 or older  
Security Level: Secure Level I  
Appropriation for 2005/2006: \$17,355,700  
Appropriated per capita for prisoner care and custody:  
\$49.84

---

### **Riverside Correctional Facility (RCF)**

Warden Carmen Palmer  
Deputy Warden Doug Dingeldey  
777 W. Riverside Drive  
Ionia, MI 48846  
(616) 527-0110; FAX (616) 527-2936

Opened: January 1977  
Total Capacity: 1,211  
Net Operating Capacity: 1,168  
Age Limits: Males, 17 or older  
Security Level: II  
Appropriation for 2005/2006: \$44,411,200  
Appropriated per capita for prisoner care and custody:  
\$56.05

### **Deerfield Correctional Facility (ITF)**

Warden Carmen Palmer  
Deputy Warden Roy Conard  
1755 Harwood Road  
Ionia, MI 48846  
(616) 527-6320; FAX (616) 527-2936 @ RCF

Opened: December 1985  
Total Capacity: 960  
Net Operating Capacity: 960  
Age Limits: Males, 17 or older  
Security Level: Secure Level I  
Appropriation for 2005/2006: Included in the budget of  
Riverside Correctional Facility (RCF)  
Appropriated per capita for prisoner care and custody:  
Included in the budget of RCF

### **Ryan Correctional Facility (RRF)**

Warden Raymond Booker  
Deputy Warden William Ray  
17600 Ryan Road  
Detroit, MI 48212  
(313) 368-3200; FAX (313) 368-3224

Opened: August 1991  
Total Capacity: 1,066  
Net Operating Capacity: 1,052  
Age Limits: Males, all ages  
Security Level: II  
Appropriation for 2005/2006: \$25,851,600  
Appropriated per capita for prisoner care and custody:  
\$66.88

### **Saginaw Correctional Facility (SRF)**

Warden Jan Trombley  
Deputy Warden Erick Balcarcel  
9625 Pierce Road  
Freeland, MI 48623  
(989) 695-9880; FAX (989) 695-6662

Opened: August 1993  
Total Capacity: 1,486  
Net Operating Capacity: 1,476  
Age Limits: Males, all ages  
Security Level: I, II and IV  
Appropriation for 2005/2006: \$30,577,200  
Appropriated per capita for prisoner care and custody:  
\$56.60

---

### **Scott, Robert Correctional Facility (SCF)**

Warden Clarice Stovall  
Deputy Warden Pamela Y. Thomas  
47500 Five Mile Road  
Plymouth, MI 48170  
(734) 459-7400; FAX (734) 459-6148

Opened: December 1986; opened as female institution  
May 1991  
Total Capacity: 906  
Net Operating Capacity: 880  
Age Limits: Females, all ages  
Security Level: I, II, IV, V and Reception  
Appropriation for 2005/2006: \$26,758,500  
Appropriated per capita for prisoner care and custody:  
\$82.93

### **Scott Reception Center (SRC)**

Warden Clarice Stovall  
47500 Five Mile Road  
Plymouth, MI 48170  
(734) 459-7400

Opened: January 1992  
Age Limits: All female commitments are processed  
through this center  
Appropriation for 2005/2006: Included in the budget of  
Robert Scott Correctional Facility (SCF)  
Appropriated per capita for prisoner care and custody:  
Included in the budget of SCF

---

### **Southern Michigan Correctional Facility (JMF)**

Warden Sherry Burt  
Deputy Warden John Ocwieja  
4002 Cooper Street  
Jackson, MI 49201  
(517) 780-6100; FAX (517) 780-6599

Opened: 1997  
Total Capacity: 1,460  
Net Operating Capacity: 1,427  
Age Limits: Males, 21 and older  
Security Level: II and IV  
Appropriation for 2005/2006: \$33,508,500  
Appropriated per capita for prisoner care and custody:  
\$61.99

---

### **St. Louis Correctional Facility (SLF)**

Warden Blaine Lafler  
Deputy Warden Steven Rivard  
8585 N. Croswell Road  
St. Louis, MI 48880  
(989) 681-6444; FAX (989) 681-2425

Opened: 1999  
Total Capacity: 1,243  
Net Operating Capacity: 1,215  
Age Limits: Males, 17 or older  
Security Level: III and IV  
Appropriation for 2005/2006: \$48,145,500  
Appropriated per capita for prisoner care and custody:  
\$59.31

---

### **Mid-Michigan Correctional Facility (STF)**

Warden Blaine Lafler  
Deputy Warden Barb Meagher  
8201 N. Croswell Road  
St. Louis, MI 48880  
(989) 681-4361; FAX (989) 681-2425 @ SLF

Opened: February 1990  
Total Capacity: 1,042  
Net Operating Capacity: 1,040  
Age Limits: Males, 17 or older  
Security Level: Secure Level I  
Appropriation for 2005/2006: Included in the budget of  
St. Louis Correctional Facility (SLF)  
Appropriated per capita for prisoner care and custody:  
Included in the budget of SLF

---

### **Standish Maximum Correctional Facility (SMF)**

Warden Thomas Birkett  
Deputy Warden Vacant  
4713 West M-61  
Standish, MI 48658  
(989) 846-7000; FAX (989) 846-7021

Opened: April 1990  
Total Capacity: 528  
Net Operating Capacity: 496  
Age Limits: Males, all ages  
Security Level: V  
Appropriation for 2005/2006: \$33,605,800  
Appropriated per capita for prisoner care and custody:  
\$83.25

---

### **Camp Lehman (CLE)**

ADW Capt. Chudzinski  
5135 Hartwick Pines Road  
Grayling, MI 49738  
(989) 348-8101; FAX (989) 348-4912

Total Capacity: 582  
Net Operating Capacity: 582  
Security Level: Level I  
Appropriation for 2005/2006: Included in the budget of  
Standish Maximum Correctional Facility (SMF)  
Appropriated per capita for prisoner care and custody:  
Included in the budget of SMF

---

### **Thumb Correctional Facility (TCF)**

Warden Millicent Warren  
Deputy Warden Will Riley  
3225 John Conley Drive  
Lapeer, MI 48446  
(810) 667-2045; FAX (810) 667-2048

Opened: October 1987  
Total Capacity: 1,216  
Net Operating Capacity: 1,196  
Age Limits: Males, all ages  
Security Level: II  
Appropriation for 2005/2006: \$30,765,300  
Appropriated per capita for prisoner care and custody:  
\$56.99

---

### **Camp Tuscola (CTU)**

Closed as of June 2005.

---

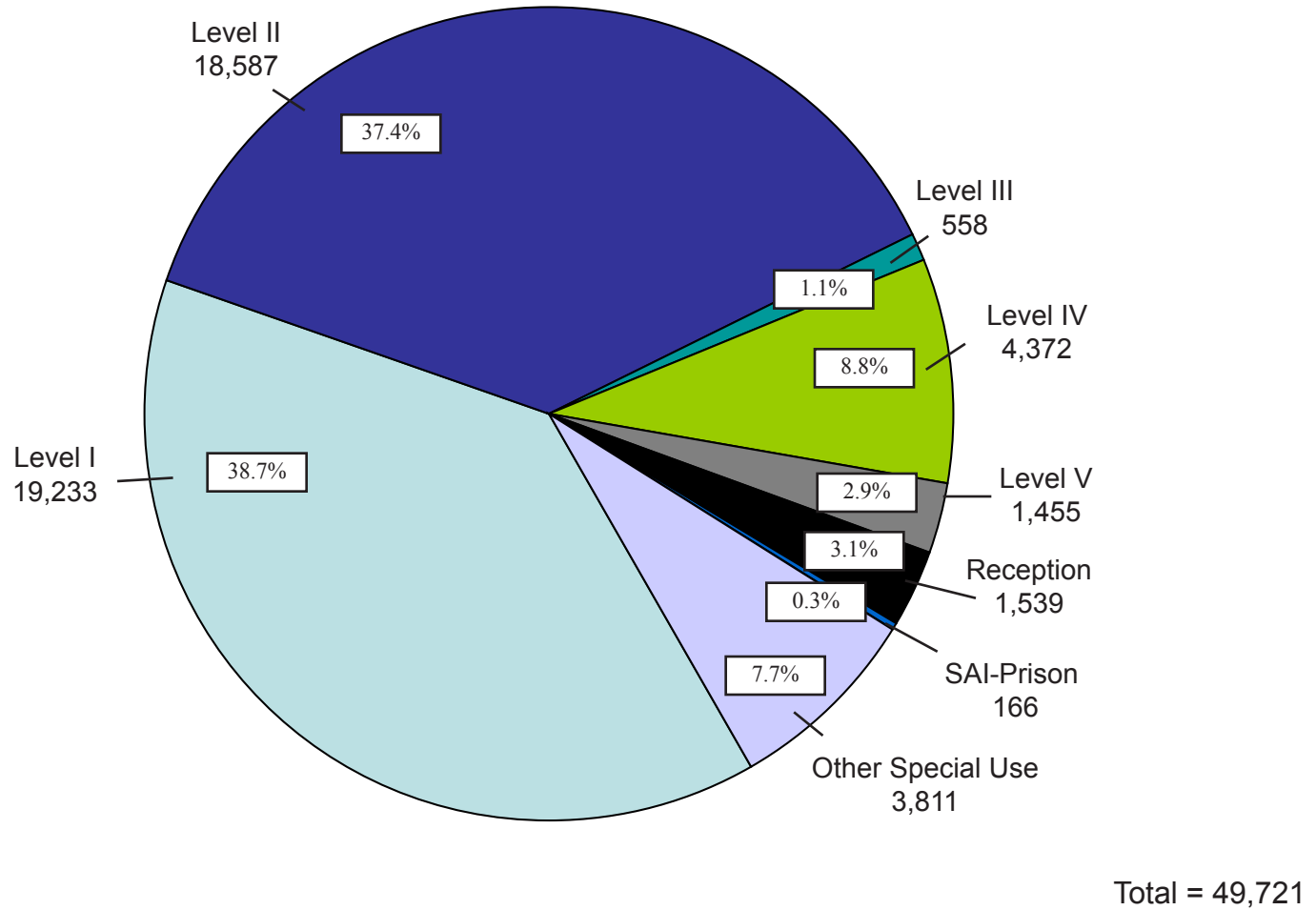
## **Non-MDOC Locations**

---

### **Michigan Youth Correctional Facility (MYC)**

The MDOC contract with the Michigan Youth Correctional Facility, a private, leased institution operated by The GEO Group, Inc. for prisoners under the age of 20, was cancelled in 2005. In October 2005 the MYC was vacated and prisoners were moved into other MDOC facilities.

# C Net Operating Capacity by Security Level (Institutions & Camps) As of December 31, 2005



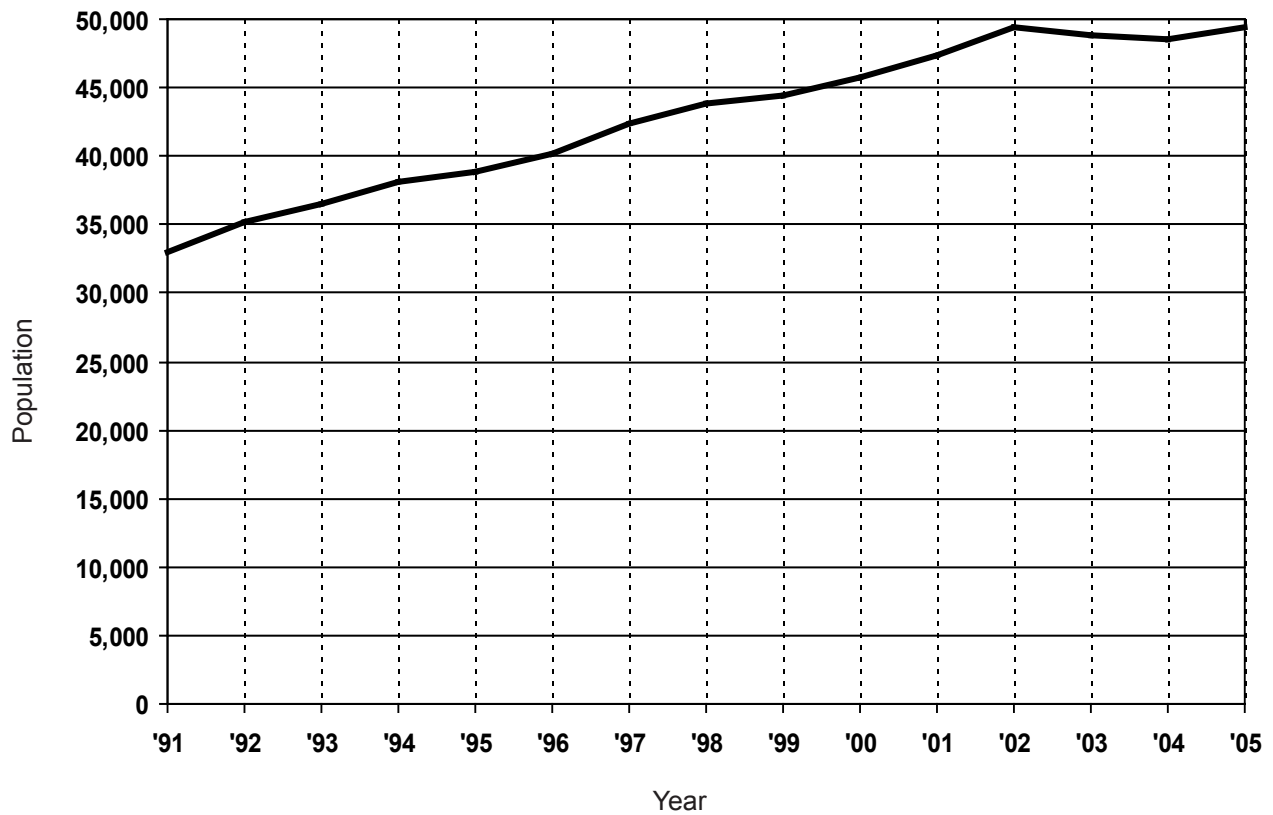
C-15

Source: MDOC Capacity Certification Survey

# Ca Year-End Prison Population (Institutions and Camps)

Calendar Years 1991 - 2005

Year	Year-End Population	Numerical Change	Percent Change
1991	33,018	---	---
1992	35,131	2,113	6.4
1993	36,474	1,343	3.8
1994	38,145	1,671	4.6
1995	38,854	709	1.9
1996	40,182	1,328	3.4
1997	42,426	2,244	5.6
1998	43,821	1,395	3.3
1999	44,500	679	1.5
2000	45,821	1,321	3.0
2001	47,317	1,496	3.3
2002	49,459	2,142	4.5
2003	48,887	(572)	(1.2)
2004	48,557	(330)	(0.7)
2005	49,377	820	1.7



SOURCE: Prison Census Reports.

# C1 2005 Total Prisoner Population by Minimum Term Distribution — All Offenses

Page 1 of 23

C - 17

		GRAND TOTALS
		VIOLATIONS
		ATTEMPTS
		Max. Penalty
28.729	Sex Offender - Fail to Register	4
		ATTEMPTS
28.7291B	Sex Offender - Fail to Register 2nd Offense	7
		ATTEMPTS
205.271B	Taxes - Aiding & Abetting Tax Evasion File False Returns	5
		ATTEMPTS
257.254	MV Code - Intent to Pass False Title	10
		ATTEMPTS
257.257	License Documents/Plates Forgery	5
		ATTEMPTS
257.3107A	Driver's License-Forged w/Int Commit Crime Max 10 yrs or More	10
		ATTEMPTS
257.324	Operating - License Forged/Altered/ False ID	MISD
		ATTEMPTS
257.602A	Police Officer - Fleeing - Vehicle Code	15
		ATTEMPTS
257.602A2	Police Officer - Fleeing - 4th Degree Vehicle Code	2
		ATTEMPTS
257.602A3-A	Police Officer - Fleeing - 3rd Degree Vehicle Code	5
		ATTEMPTS
257.602A3	Police Officer - Fleeing - 3rd Degree Vehicle Code	5
		ATTEMPTS
257.602A4	Police Officer - Fleeing - Vehicle Code Serious Body Injury	4
		ATTEMPTS
257.602A4-A	Police Officer - Fleeing - 2nd Degree Vehicle Code	10
		ATTEMPTS
257.617	Fail to Stop at Accident - Result Serious Impairment/Death	5
		ATTEMPTS
257.6173	Fail to Stop at Accident - At Fault Death Resulting	15
		ATTEMPTS
257.617A	Fail to Stop at Personal Injury Accident	1
		ATTEMPTS
257.624A	Alcohol - Open Container in Vehicle	MISD
		ATTEMPTS
257.6251-A	Operating - While Intoxicated	MISD
		ATTEMPTS
257.6251	Drive M.V. Addict or Intox	15
		ATTEMPTS
257.62510C	Operating - OWI, 3rd Offense	1
		ATTEMPTS

TOTAL*	.5	1	1.5	2	2.5	3	3.5	4	4.5	5	10	15	20	25	>25	LIFE	AVG
49,493	357	2,780	3,786	7,284	2,172	3,286	1,166	2,022	815	2,944	8,338	3,606	2,570	1,476	1,757	4,837	7.5
47,953	294	2,554	3,517	6,948	2,098	3,220	1,113	2,012	811	2,925	8,298	3,584	2,550	1,468	1,750	4,811	7.7
1,243	63	226	269	336	74	66	53	10	4	19	40	22	20	8	7	26	2.8
89	3	26	31	14	6	5		3			1						1.5
3		2	1														1.0
6		1	2	2		1											1.7
2			2														1.5
8		1	2	1				1			1	2					5.7
2			2														1.3
3		1		1		1											1.9
1							1										3.3
1											1						10.0
30	1	5	17	4	2	1											1.4
270	7	69	66	72	21	16	4	9	1	2	3						1.7
2				1		1											2.4
1		1															1.0
2					1		1										2.8
43	2	5	5	6	5	8	3			4	5						3.0
2				2													1.8
30		2	4	12		4	2	3			3						2.9
12			1	2		3	2	2	1		1						3.4
1		1															1.0
1						1											2.8
11		1	3	6									1				3.4
1				1													1.9
10		1	2	4	1	1	1										2.0

NOTE: Be sure to check for related offense codes when examining a particular type of crime. They may or may not be in sequential order or even on the same page.

# C1 2005 Total Prisoner Population by Minimum Term Distribution — All Offenses

Page 2 of 23

C - 18

		GRAND TOTALS
		VIOLATIONS
		ATTEMPTS
		Max. Penalty
257.6253-A	Operating - Impaired	MISD ATTEMPTS
257.6254	OWI - Causing Death	15 ATTEMPTS
257.6254A	OWI - Causing Death	15 ATTEMPTS
257.6255-A	OWI - Causing Serious Injury	5 ATTEMPTS
257.6256	OWI - Impaired, 3rd Felony	5 ATTEMPTS
257.6256B	OWI - Impaired w/Contr. Sub, 2nd Offense	1 ATTEMPTS
257.6256D	OWI - Impaired w/Contr. Sub, 3rd Offense	5 ATTEMPTS
257.6257A2	OWI - w/Occupant Less Than 16, 2nd+ Offense	5 ATTEMPTS
257.626C	Driving - Felonious	2 ATTEMPTS
257.903	Motor Vehicle Code - False Certification	5 ATTEMPTS
257.9041B	Operate - Allow Suspended/Revoked/ Denied to Operate	MISD ATTEMPTS
257.9044	Operate - License Suspended/Revoked/ Denied Cause Death	15 ATTEMPTS
257.9045	Operate - License Suspended/Revoked/ Denied Cause Serious Injury	5 ATTEMPTS
324.51510	Fires - Willfully Set Forests	10 ATTEMPTS
324.801764	Marine Safety, OUIL Cause Death	15 ATTEMPTS
324.811347	ORV - OUIL Causing Death	15 ATTEMPTS
333.16294	Health Profession - Unauthorized Practice Felony	4 ATTEMPTS
333.17766A3	Contr. Sub - Steroids Delivery	7 ATTEMPTS
333.17766C1	Contr. Sub - Ephedrine/Pseudoephedrine Possess Over 12 Grams	2 ATTEMPTS
333.5210	AIDS - Sexual Penetration with Uninformed Partner	4 ATTEMPTS

TOTAL*	.5	1	1.5	2	2.5	3	3.5	4	4.5	5	10	15	20	25	>25	LIFE	AVG
49,493	357	2,780	3,786	7,284	2,172	3,286	1,166	2,022	815	2,944	8,338	3,606	2,570	1,476	1,757	4,837	7.5
47,953	294	2,554	3,517	6,948	2,098	3,220	1,113	2,012	811	2,925	8,298	3,584	2,550	1,468	1,750	4,811	7.7
1,243	63	226	269	336	74	66	53	10	4	19	40	22	20	8	7	26	2.8
1			1														1.5
209		2	2	13	12	20	5	23	8	25	90	8	1				5.5
5				1	1		3										2.8
1											1						6.0
71		2	11	29	8	6	8			3	3	1					2.6
3			1	1				1									2.5
1			1														1.3
1,094	4	131	263	386	118	95	42	29	1	14	10	1					2.0
4				4													1.9
13		1	5	3		2	1	1									2.0
1			1														1.3
6			3	3													1.7
2			1		1												2.0
24			1		2		1	1	3	5	9	1	1				6.2
11				5	2	1		3									2.6
1				1													2.0
1						1											2.4
1											1						7.2
1						1											2.7
1								1									4.0
1		1															1.0
2								1			1						5.7

NOTE: Be sure to check for related offense codes when examining a particular type of crime. They may or may not be in sequential order or even on the same page.



# C1 2005 Total Prisoner Population by Minimum Term Distribution — All Offenses

Page 3 of 23

C - 19

GRAND TOTALS		2
VIOLATIONS		LIFE
ATTEMPTS		ATTEMPTS
Max. Penalty		
333.73413	Contr. Sub - Imitation Mfg/Distribution	2
	ATTEMPTS	
333.7401	Contr. Sub - Delivery/Manufacture	LIFE
	ATTEMPTS	ATTEMPTS
333.74012A	Contr. Sub - Delivery/Manufacture	LIFE
	(Narcotic or Cocaine)	ATTEMPTS
333.74012A1	Contr. Sub - Del/Mfg (Narc. or	LIFE
	Cocaine) 1,000 or More Grams	ATTEMPTS
333.74012A2	Contr. Sub - Del/Mfg (Narc. or	30
	Cocaine) 450 - 999 Grams	ATTEMPTS
333.74012A3	Contr. Sub - Del/Mfg (Narc. or	20
	Cocaine) 50 - 449 Grams	ATTEMPTS
333.74012A4	Contr. Sub - Del/Mfg (Narc. or	20
	Cocaine) Under 50 Grams	ATTEMPTS
333.74012B-A	Contr. Sub - Del/Mfg (Schedules 1-3),	7
	Except Marij & Cocaine	ATTEMPTS
333.74012B-B	Contr. Sub - Del/Mfg (Subs added	7
	Schedules 1-3 by Rule)	ATTEMPTS
333.74012B	Contr. Sub - Del/Mfg (Schedules 1-3),	20
	Methamphetamine/Ecstasy	ATTEMPTS
333.74012B1	Contr. Sub - Del/Mfg	20
	Methamphetamine/Ecstasy	ATTEMPTS
333.74012C-A	Contr. Sub - Del/Mfg (Schedule 4)	4
	ATTEMPTS	
333.74012C	Contr. Sub - Del/Mfg (Schedule 4, or	4
	Added by Rule)	ATTEMPTS
333.74012D	Contr. Sub - Del/Mfg (Schedule 5)	2
	ATTEMPTS	
333.74012D1	Contr. Sub - Del/Mfg 45 or More	15
	Kilograms Marijuana	ATTEMPTS
333.74012D2	Contr. Sub - Del/Mfg 5 - < 45 Kilograms	7
	Marijuana	ATTEMPTS
333.74012D3	Contr. Sub - Del/Mfg Marijuana	4
	ATTEMPTS	
333.74012F	Prescription Forms - Del/Mfg/Intent	7
	ATTEMPTS	
333.7401B3A	Contr. Sub - Del/Mfg GBL	7
	ATTEMPTS	
333.7401C2A	Contr. Sub - Operate/Maintain	10
	A Lab	ATTEMPTS

TOTAL*	.5	1	1.5	2	2.5	3	3.5	4	4.5	5	10	15	20	25	>25	LIFE	AVG
49,493	357	2,780	3,786	7,284	2,172	3,286	1,166	2,022	815	2,944	8,338	3,606	2,570	1,476	1,757	4,837	7.5
47,953	294	2,554	3,517	6,948	2,098	3,220	1,113	2,012	811	2,925	8,298	3,584	2,550	1,468	1,750	4,811	7.7
1,243	63	226	269	336	74	66	53	10	4	19	40	22	20	8	7	26	2.8
17	1	7	5	1	1	2											1.3
2									1							1	4.3
6				1												5	2.0
205					1	2		3		2	20	17	28	4	10	118	16.0
2													1		1		30.0
219				2	1	10	2	5	8	13	65	41	65	4	2	1	12.5
601		6	5	26	16	47	15	32	32	88	306	22	1	1		4	6.5
2	1				1												1.3
1,602	13	299	278	411	107	166	36	70	12	83	101	17	4	3		2	2.6
76	9	35	11	12	1	3	1			1	2	1					1.6
17		2	4	5	1	2	1				2						2.5
1	1																.3
4									1	1	1		1				9.0
175	1	3	3	15	17	33	9	14	26	18	34	1	1				4.2
5		1		1	1		1				1						3.3
2				2													1.9
1		1															1.0
2				2													1.8
24			5	10		2	2	3			2						2.5
3				1	1					1							2.9
221	4	47	65	66	17	12	2	7			1						1.7
4	1	1	1	1													1.0
2			1	1													1.7
1				1													2.0
40		3	4	10	2	12	2	3		2	1	1					2.8
1							1										3.3

NOTE: Be sure to check for related offense codes when examining a particular type of crime. They may or may not be in sequential order or even on the same page.

# C1 2005 Total Prisoner Population by Minimum Term Distribution — All Offenses

Page 4 of 23

C - 20

GRAND TOTALS		
VIOLATIONS		
ATTEMPTS		
Max. Penalty		
333.7401C2B	Contr. Sub - Operate/Maintain Lab Near Minor	20 ATTEMPTS
333.7401C2C	Contr. Sub - Operate/Maintain Lab Involve Hazardous Waste	20 ATTEMPTS
333.7401C2D	Contr. Sub - Operate/Maintain Lab Near Specified Places	20 ATTEMPTS
333.7401C2E	Contr. Sub - Operate/Maintain Lab Involve Firearm	25 ATTEMPTS
333.7401C2F	Contr. Sub - Operate/Maintain Lab Involve Methamphetamine	20 ATTEMPTS
333.74022A	Contr. Sub - Create/Del/Counterfeit Sub (Narc/Meth/Ecstasy)	10 ATTEMPTS
333.74022B	Contr. Sub - Create/Del/Counterfeit Sub (Schedules 1-3)	5 ATTEMPTS
333.7403	Contr. Sub - Possession	LIFE ATTEMPTS
333.74032A1	Contr. Sub - Poss (Narcotic/Cocaine) 1,000 or More Grams	LIFE ATTEMPTS
333.74032A2	Contr. Sub - Poss (Narcotic/Cocaine) 450 - 999 Grams	30 ATTEMPTS
333.74032A3	Contr. Sub - Poss (Narcotic/Cocaine) 50 - 449 Grams	20 ATTEMPTS
333.74032A4	Contr. Sub - Poss (Narcotic/Cocaine) 25 - 49 Grams	4 ATTEMPTS
333.74032A5	Contr. Sub - Poss (Narcotic/Cocaine) Under 25 Grams	4 ATTEMPTS
333.74032B-A	Contr. Sub - Poss Analogues or Schedules 1-4	2 ATTEMPTS
333.74032B-B	Contr. Sub - Poss (Sub Added to Schedules 1-4 by Rule)	2 ATTEMPTS
333.74032B1	Contr. Sub - Poss Methamphetamine/ Ecstasy	10 ATTEMPTS
333.74032D	Contr. Sub - Poss Marijuana	1 ATTEMPTS
333.74042A	Contr. Sub - Use (Narcotic/Cocaine/ Meth/Ecstasy)	1 ATTEMPTS
333.7405D	Contr. Sub - Maintaining a Drug House	2 ATTEMPTS
333.74071C	Contr. Sub - Obtain by Fraud	4 ATTEMPTS

TOTAL*	.5	1	1.5	2	2.5	3	3.5	4	4.5	5	10	15	20	25	>25	LIFE	AVG
49,493	357	2,780	3,786	7,284	2,172	3,286	1,166	2,022	815	2,944	8,338	3,606	2,570	1,476	1,757	4,837	7.5
47,953	294	2,554	3,517	6,948	2,098	3,220	1,113	2,012	811	2,925	8,298	3,584	2,550	1,468	1,750	4,811	7.7
1,243	63	226	269	336	74	66	53	10	4	19	40	22	20	8	7	26	2.8
3									1		2						6.0
28					3	6	2	1	1	5	10						4.9
42				5	3	12	1		6	3	11	1					4.4
2				2													1.9
2					1							1					5.2
64				9	4	17	1	3	5	7	17	1					4.3
2				1							1						4.2
1				1													1.9
1							1										3.0
37													3			34	19.1
27						1			2	1	11	3	8		1		13.0
69				4	1	2	2	7	1	10	40	1				1	6.7
10		2	3	2		1		2									2.0
545	34	132	148	146	35	28		11		7	4						1.6
8	2	3	2			1											1.1
8		2	5				1										1.4
1			1														1.5
106	1	8	23	42	13	5	2	6		2	4						2.2
6				6													1.9
28	4	12	10			1					1						1.3
10		6	4														1.1
14		5	6			3											1.4
12		1	6	3	1	1											1.7

NOTE: Be sure to check for related offense codes when examining a particular type of crime. They may or may not be in sequential order or even on the same page.

# C1 2005 Total Prisoner Population by Minimum Term Distribution — All Offenses

Page 5 of 23

C - 21

	GRAND TOTALS																		
	VIOLATIONS	49,493	357	2,780	3,786	7,284	2,172	3,286	1,166	2,022	815	2,944	8,338	3,606	2,570	1,476	1,757	4,837	7.5
	ATTEMPTS	47,953	294	2,554	3,517	6,948	2,098	3,220	1,113	2,012	811	2,925	8,298	3,584	2,550	1,468	1,750	4,811	7.7
	Max. Penalty	1,243	63	226	269	336	74	66	53	10	4	19	40	22	20	8	7	26	2.8
333.74071G	Contr. Sub - Counterfeit Prescription Form			1															4
	ATTEMPTS	1			1														1.0
333.7407A-A	Contr. Sub - Induce Person to Commit Felony					1													LIFE
	ATTEMPTS	1																	1.3
333.7407A1-A	Contr. Sub - Attempt Felony																		LIFE
	ATTEMPTS	5	1		1			2											1.9
333.7407A1	Contr. Sub - Attempt (Felony/Misdemeanor/High Misdemeanor)								1										2.6
	ATTEMPTS	2																	1
333.7410	Contr. Sub - Delivery to Minor/Possess on School Property																		LIFE
	ATTEMPTS	1																	3.3
333.74101-A	Contr. Sub - Delivery to Minor (Narcotic/Cocaine) < 50 Grams																		60
	ATTEMPTS	1																	10.0
333.74101-A	Contr. Sub - Delivery to Minor (Narcotic/Cocaine) < 50 Grams																		40
	ATTEMPTS	5				1													2
333.74101-B	Contr. Sub - Delivery to Minor (Sched. 1-3, Except Marij/Cocaine)																		40
	ATTEMPTS	1				1													2
333.74101-D	Contr. Sub - Delivery to Minor (Sched. 4 and Marijuana)																		40
	ATTEMPTS	7		1	2	3		1											2
333.74102-A	Contr. Sub - Del on School Property (Narc/Cocaine) < 50 Grams																		60
	ATTEMPTS	11				11													60
333.74103	Contr. Sub - Poss w/Int Del on School Prop (Narc/Cocaine) < 50 Grams																		40
	ATTEMPTS	6		1		4													40
333.74132	Contr. Sub - 2nd+ Offense - Double Penalty																		LIFE
	ATTEMPTS	7		1	2	3													2.8
333.7416	Contr. Sub - Induce Minor to Commit Felony																		LIFE
	ATTEMPTS	1																	10.0
400.601-B	Fraud - Welfare - Over \$500																		4
	ATTEMPTS	1																	4
432.2182	Gambling Activities - Felony Violations																		10
	ATTEMPTS	1																	10
436.17012	Alcohol - Sell/Furnish to Minor Cause Death																		10
	ATTEMPTS	1																	10
445.65	Identity Theft																		5
	ATTEMPTS	2			2														5
445.67	Identity Theft - Obtain/Possess/Transfer ID w/Intent																		5
	ATTEMPTS	1		1															5
451.501	Blue Sky Laws - Fraudulent Schemes/Statements																		10
	ATTEMPTS	2																	10
500.45111	Insurance - Fraudulent Acts																		4
	ATTEMPTS	4			1	1	1												4
570.152	Contractor - Fraudulent Use of Building Contract Fund																		3
	ATTEMPTS	1					1												3

TOTAL*	.5	1	1.5	2	2.5	3	3.5	4	4.5	5	10	15	20	25	>25	LIFE	AVG
49,493	357	2,780	3,786	7,284	2,172	3,286	1,166	2,022	815	2,944	8,338	3,606	2,570	1,476	1,757	4,837	7.5
47,953	294	2,554	3,517	6,948	2,098	3,220	1,113	2,012	811	2,925	8,298	3,584	2,550	1,468	1,750	4,811	7.7
1,243	63	226	269	336	74	66	53	10	4	19	40	22	20	8	7	26	2.8
1		1															1.0
1			1														1.3
1				1													2.0
5	1		1	1		2											1.9
2				1			1										2.6
1								1									3.3
1																	10.0
5				1													9.6
1				1													1.9
7		1	2	3		1											1.8
11				11													2.0
6		1		4													2.5
7		1	2	3													2.8
1																	10.0
1						1											2.5
1																	7.0
1										1							4.2
2			2														1.4
1		1															1.0
2																	6.3
4			1	1	1												2.8
1					1												2.1

NOTE: Be sure to check for related offense codes when examining a particular type of crime. They may or may not be in sequential order or even on the same page.

# C1 2005 Total Prisoner Population by Minimum Term Distribution — All Offenses

Page 6 of 23

C - 22

		GRAND TOTALS
		VIOLATIONS
		ATTEMPTS
		Max. Penalty
722.675	Children - Distributing Obscene Matter to	2 ATTEMPTS
750.10A	Sexually Delinquent Person	LIFE ATTEMPTS
750.110-A	Break & Enter - Unoccupied Bldg. w/Intent	10 ATTEMPTS
750.110-B	Break & Enter - Occupied Bldg. w/Intent	15 ATTEMPTS
750.110	Break & Enter - A Building w/Intent	10 ATTEMPTS
750.110A2	Home Invasion - 1st Degree	20 ATTEMPTS
750.110A3	Home Invasion - 2nd Degree	15 ATTEMPTS
750.110A4	Home Invasion - 3rd Degree	5 ATTEMPTS
750.111	Break & Enter - Entry w/o Breaking w/Intent	5 ATTEMPTS
750.115	Break & Enter - Illegal Entry (w/o Owner's Permission or Denied)	MISD ATTEMPTS
750.116	Burglar's Tools - Possession	10 ATTEMPTS
750.117	Public Officer - Bribery	4 ATTEMPTS
750.1227A	Witness - Bribe/Intimidate/Interfere	4 ATTEMPTS
750.1227B	Witness - Bribe/Intimidate/Interfere Max > 10 yrs	10 ATTEMPTS
750.1227C	Witness - Intimidate/Threaten to Kill or Injure	15 ATTEMPTS
750.1228	Witness - Retaliate Against	10 ATTEMPTS
750.131	Check - Non-Sufficient Funds	2 ATTEMPTS
750.1313C	Check - Non-Sufficient Funds \$500 or More	2 ATTEMPTS
750.131A	Check - No Account or Insufficient Funds	2 ATTEMPTS
750.131A1	Check - No Account	2 ATTEMPTS

TOTAL*	.5	1	1.5	2	2.5	3	3.5	4	4.5	5	10	15	20	25	>25	LIFE	AVG
49,493	357	2,780	3,786	7,284	2,172	3,286	1,166	2,022	815	2,944	8,338	3,606	2,570	1,476	1,757	4,837	7.5
47,953	294	2,554	3,517	6,948	2,098	3,220	1,113	2,012	811	2,925	8,298	3,584	2,550	1,468	1,750	4,811	7.7
1,243	63	226	269	336	74	66	53	10	4	19	40	22	20	8	7	26	2.8
3			2							1							2.5
11	1	1		3		3				1	2						3.0
1					1												2.5
32	1	2	2	3	2	7	3	2		4	4		1	1			4.6
2				1						1							4.0
51	1	2	3	4	2	3		8		4	15	7	1		1		6.9
4			1			1					2						5.1
1,219	11	95	155	277	101	161	67	85	6	76	114	30	23	5	8	5	3.8
82	5	15	16	27	7	8	2			1	1						1.8
1,416		15	39	85	65	140	26	85	99	163	547	105	33	10	3	1	6.2
40		8	11	13	1	3	2			2							2.0
1,411	7	42	78	235	140	230	67	157	43	144	243	20	3		1	1	3.8
57	1	6	15	19	8	6				2							1.9
156	1	16	36	70	15	12	3	2		1							1.8
5	1		2	2													1.2
61		14	12	17	5	3	1	2		3	4						2.4
1				1													2.0
1										1							5.0
29		3	2	11	3	3			1	1	1	1	1	1		1	4.1
2			1				1										2.4
1		1															1.0
1			1														1.3
4		1	2	1													1.4
1		1															1.0
2										2							5.0
6					2		1		1	2							3.7
2				1		1											2.3
1	1																.5
9			7	1		1											1.6
2	1					1											1.6
25	2	3	13	5		1		1									1.4

NOTE: Be sure to check for related offense codes when examining a particular type of crime. They may or may not be in sequential order or even on the same page.

# C1 2005 Total Prisoner Population by Minimum Term Distribution — All Offenses

Page 7 of 23

C - 23

		GRAND TOTALS
		VIOLATIONS
		ATTEMPTS
		Max. Penalty
750.131A2	Check - Non-Sufficient Funds - 3 Within 2 10 Days	ATTEMPTS
750.136A	Torturing Children	10 ATTEMPTS
750.136B	Child Abuse	15 ATTEMPTS
750.136B2	Child Abuse - 1st Degree	15 ATTEMPTS
750.136B3	Child Abuse - 2nd Degree	4 ATTEMPTS
750.136B4	Child Abuse - 3rd Degree	2 ATTEMPTS
750.145A	Accost/Solicit Child for Immoral Purposes	1 ATTEMPTS
750.145A-A	Children - Accosting for Immoral Purposes	4 ATTEMPTS
750.145B	Children - Accosting for Immoral Purposes, 2nd+ Offense	4 ATTEMPTS
750.145C	Child Sexually Abusive Activity	20 ATTEMPTS
750.145C2	Child Sexually Abusive Activity	20 ATTEMPTS
750.145C3	Child Sexually Abusive Activity - Promote or Distribute	7 ATTEMPTS
750.145C4-A	Child Sexually Abusive Material - Possess	4 ATTEMPTS
750.145D2	Computer/Internet - Comm w/Other to Commit Crime	20 ATTEMPTS
750.145D2B	Computer/Internet - Comm w/Other Plan Crime Max 1 - < 2 yrs	2 ATTEMPTS
750.145D2D	Computer/Internet - Comm w/Other Plan Crime Max 4 - < 10 yrs	10 ATTEMPTS
750.145D2E	Computer/Internet - Comm w/Other Plan Crime Max 10 - < 15 yrs	15 ATTEMPTS
750.145D2F	Computer/Internet - Comm w/Other Plan Crime Max 15+ yrs	20 ATTEMPTS
750.145N1	Vulnerable Adult Abuse - 1st Degree	15 ATTEMPTS
750.145N3	Vulnerable Adult Abuse - 3rd Degree	2 ATTEMPTS

TOTAL*	.5	1	1.5	2	2.5	3	3.5	4	4.5	5	10	15	20	25	>25	LIFE	AVG
49,493	357	2,780	3,786	7,284	2,172	3,286	1,166	2,022	815	2,944	8,338	3,606	2,570	1,476	1,757	4,837	7.5
47,953	294	2,554	3,517	6,948	2,098	3,220	1,113	2,012	811	2,925	8,298	3,584	2,550	1,468	1,750	4,811	7.7
1,243	63	226	269	336	74	66	53	10	4	19	40	22	20	8	7	26	2.8
6		2	2	1		1											1.5
1															1		30.0
3										1	1	1					10.0
142		2	4	11	5	17	8	9	1	23	53	5	2	1	1		5.9
3				2			1										2.3
38		4	5	17	3	4		3			2						2.4
2			2														1.4
13		3	8	1	1												1.3
7			2	2		3											2.1
22		5	2	11	2	2											1.8
2			2														1.2
1								1									4.0
3						1					2						5.6
110		1	7	12	7	10	1	6	4	18	31	12	1				5.8
3		1	1				1										1.9
11		1	2	3	1		2			2							2.5
10			7	2	1												1.5
3				1					1		1						4.1
1		1															.9
8			3	3		1	1										1.9
3				1					1		1						4.0
35	1	11	3	7	2	4	1	1	1	1	3						2.3
1						1											3.0
1			1														1.1

NOTE: Be sure to check for related offense codes when examining a particular type of crime. They may or may not be in sequential order or even on the same page.

# C1 2005 Total Prisoner Population by Minimum Term Distribution — All Offenses

Page 8 of 23

C - 24

		GRAND TOTALS
		VIOLATIONS
		ATTEMPTS
		Max. Penalty
750.157A	Compounding Offenses	5
		ATTEMPTS
750.157B	Homicide - Solicitation of Murder	LIFE
		ATTEMPTS
750.157B2	Homicide - Solicitation of Murder	LIFE
		ATTEMPTS
750.157C	Minors - Induce to Commit Felony	LIFE
		ATTEMPTS
750.157N	Financial Transaction Device - Steal/ Retain/Possess	4
		ATTEMPTS
750.157N1	Financial Transaction Device - Steal/ Retain w/o Consent	4
		ATTEMPTS
750.157N2	Financial Transaction Device - Possess Fraudulent One	4
		ATTEMPTS
750.157P	Financial Transaction Device - Possess w/Intent to Use/Sell	4
		ATTEMPTS
750.157Q	Financial Transaction Device - Illegal Sale/Use	4
		ATTEMPTS
750.157V	Financial Transaction Device - False ID	4
		ATTEMPTS
750.157W1C1	Financial Transaction Device - Fraud \$1,000 - < \$20,000	5
		ATTEMPTS
750.158	Sodomy	15
		ATTEMPTS
750.159I1	Criminal Enterprise - Conducting	20
		ATTEMPTS
750.159I3	Criminal Enterprise - Racketeering Proceeds	20
		ATTEMPTS
750.160	Dead Bodies - Disinterment and Mutilation	10
		ATTEMPTS
750.161	Desertion/Abandon/Non-Support	3
		ATTEMPTS
750.165	Child Support - Fail to Pay	4
		ATTEMPTS
750.174-B	Embezzlement - Agent or Trustee Over \$100	10
		ATTEMPTS
750.174	Embezzlement - Agent or Trustee	10
		ATTEMPTS
750.1744A	Embezzlement - Agent or Trustee \$1,000 - < \$20,000	5
		ATTEMPTS

TOTAL*	.5	1	1.5	2	2.5	3	3.5	4	4.5	5	10	15	20	25	>25	LIFE	AVG
49,493	357	2,780	3,786	7,284	2,172	3,286	1,166	2,022	815	2,944	8,338	3,606	2,570	1,476	1,757	4,837	7.5
47,953	294	2,554	3,517	6,948	2,098	3,220	1,113	2,012	811	2,925	8,298	3,584	2,550	1,468	1,750	4,811	7.7
1,243	63	226	269	336	74	66	53	10	4	19	40	22	20	8	7	26	2.8
6			1									1			1	3	22.1
9											1	2			4	2	25.2
16				1	1	1		1		2	5	1	3		1		10.3
2										1						1	4.8
2					2												2.5
58	2	17	19	12	5	2		1									1.5
2		2															.9
2	1	1															.7
12		6	4	1		1											1.3
14		7	5	1		1											1.3
1		1															.7
1			1														1.3
1			1														1.2
1	1																.3
5		1	1	1							2						3.6
1				1													2.0
41		2		3		2	3	1	2	8	12	7	1				6.6
2					1						1						6.2
6				2						1	2	1					5.6
5		1	1	2	1												1.7
1		1															1.0
75		8	15	39	7	4		2									1.8
12		3	9														1.2
8			2	1	1	1	1	1		1							2.8
2		1		1													1.5
5				2			2			1							3.1
30		6	8	9	3	2	1	1									1.7
3		1	1	1													1.3

NOTE: Be sure to check for related offense codes when examining a particular type of crime. They may or may not be in sequential order or even on the same page.

# C1 2005 Total Prisoner Population by Minimum Term Distribution — All Offenses

Page 9 of 23

C - 25

		GRAND TOTALS
		VIOLATIONS
		ATTEMPTS
		Max. Penalty
750.1744B	Embezzlement - Agent or Trustee < \$1,000, 2nd+ Offense	5 ATTEMPTS
750.1745A	Embezzlement - Agent or Trustee \$20,000 or More	10 ATTEMPTS
750.1745B	Embezzlement - Agent or Trustee \$1,000 - < \$20,000, 3rd+ Offense	10 ATTEMPTS
750.174A	Embezzlement - From Vulnerable Adult	10 ATTEMPTS
750.174A4A	Embezzlement - Vulnerable Adult \$1,000 - < \$20,000	5 ATTEMPTS
750.174A5A	Embezzlement - Vulnerable Adult \$20,000 or More	10 ATTEMPTS
750.176	Embezzlement - Administrator/Executor/Guardian	10 ATTEMPTS
750.183-A	Escape - Aiding Prisoner - Felony	7 ATTEMPTS
750.183	Escape - Aiding Prisoner	7 ATTEMPTS
750.186A	Escape - Juvenile Facility	4 ATTEMPTS
750.188	Escape - Officer Voluntarily Allowing	LIFE ATTEMPTS
750.193	Escape - Prison	5 ATTEMPTS
750.1951	Escape - From Misdemeanor Jail Sentence	2 ATTEMPTS
750.1952	Escape - From Felony Jail Sentence	4 ATTEMPTS
750.1971	Escape - Awaiting Trial For Misdemeanor	2 ATTEMPTS
750.1972	Escape - Awaiting Trial for Felony	4 ATTEMPTS
750.197A	Escape - Lawful Custody	1 ATTEMPTS
750.197C-A	Assault of Prison Employee	4 ATTEMPTS
750.197C	Escape - From Jail Through Violence or Assault Prison Employee	4 ATTEMPTS
750.199A	Bond - Absconding or Forfeiting	4 ATTEMPTS

TOTAL*	.5	1	1.5	2	2.5	3	3.5	4	4.5	5	10	15	20	25	>25	LIFE	AVG
49,493	357	2,780	3,786	7,284	2,172	3,286	1,166	2,022	815	2,944	8,338	3,606	2,570	1,476	1,757	4,837	7.5
47,953	294	2,554	3,517	6,948	2,098	3,220	1,113	2,012	811	2,925	8,298	3,584	2,550	1,468	1,750	4,811	7.7
1,243	63	226	269	336	74	66	53	10	4	19	40	22	20	8	7	26	2.8
1						1											3.0
24		2	4	5	4	1		2		4	2						2.9
1				1							1						1.7
1																	6.3
1			1														1.5
2					1						1						4.2
2				1	1												2.1
1											1						7.0
2						1				1							3.6
1						1											3.0
6		1	2	2		1											1.7
1											1						6.0
95	7	32	17	24	4	4				2	3	1	1				2.0
2	2																.4
1		1															1.0
28		4	6	16	1	1											1.7
3		2	1														1.0
2			1	1													1.5
12	2	1	2	2		2	1	1		1							2.2
1				1													1.9
85	1	19	21	25	6	5		5	1	1	1						1.8
8		7	1														1.0
94	3	28	6	27	7	9	3	2	2	2	5						2.2
18	1	14	2	1													1.0
27	1	1	5	15	2	1				1	1						2.2

NOTE: Be sure to check for related offense codes when examining a particular type of crime. They may or may not be in sequential order or even on the same page.

# C1 2005 Total Prisoner Population by Minimum Term Distribution — All Offenses

Page 10 of 23

C - 26

		GRAND TOTALS
		VIOLATIONS
		ATTEMPTS
		Max. Penalty
750.204A	Explosives - Send w/Intent to Frighten	5 ATTEMPTS
750.206	Explosives - Place w/Intent to Damage	25 ATTEMPTS
750.207	Explosives - Place Near Property	LIFE ATTEMPTS
750.2072B	Explosives - Place Near Property Causing Property Damage	20 ATTEMPTS
750.208	Explosives - Aiding/Abetting Placement	15 ATTEMPTS
750.209-B	Explosives - Place Offensive Substance w/Intent To Alarm	5 ATTEMPTS
750.209	Explosives - Place Offensive Substance w/Intent	LIFE ATTEMPTS
750.209A	Explosives - Possess w/Intent to Terrorize	10 ATTEMPTS
750.2102A	Explosives - Possess Bomb w/Unlawful Intent	15 ATTEMPTS
750.211A2A	Explosives - Mfg/Poss Explosive/Other w/Malicious Intent	15 ATTEMPTS
750.211A2B	Explosives - Mfg/Poss Molotov Cocktail/Other w/Property Damage	20 ATTEMPTS
750.211A2C	Explosives - Mfg/Poss Molotov Cocktail/Other w/Physical Injury	25 ATTEMPTS
750.213	Extortion	20 ATTEMPTS
750.2153	Impersonate Peace Officer to Commit Crime	4 ATTEMPTS
750.218	False Pretenses w/Intent to Defraud	10 ATTEMPTS
750.2184A	False Pretenses - \$1,000 - < \$20,000	5 ATTEMPTS
750.2185A	False Pretenses - \$20,000 or More	10 ATTEMPTS
750.218B	False Pretenses Over \$100	10 ATTEMPTS
750.219A2C1	Telecommunications - Avoid Payment \$1,000 - < \$20,000	5 ATTEMPTS
750.219E	Financial Institution - Unauthorized Credit Application	4 ATTEMPTS

TOTAL*	.5	1	1.5	2	2.5	3	3.5	4	4.5	5	10	15	20	25	>25	LIFE	AVG
49,493	357	2,780	3,786	7,284	2,172	3,286	1,166	2,022	815	2,944	8,338	3,606	2,570	1,476	1,757	4,837	7.5
47,953	294	2,554	3,517	6,948	2,098	3,220	1,113	2,012	811	2,925	8,298	3,584	2,550	1,468	1,750	4,811	7.7
1,243	63	226	269	336	74	66	53	10	4	19	40	22	20	8	7	26	2.8
1				1													1.9
4						1				1	1			1			10.1
3												1				2	15.0
2					1							1					7.1
3				1									1		1		18.3
2						1	1										3.2
1											1						7.0
1				1													2.0
2				1							1						4.6
11		1	1	2	1	1	1			2	2						3.8
3	1		1							1							2.3
2											1	1					11.0
48		1	1	4	1	8		3		6	13	5	4	1	1		8.2
5				3	1							1					4.3
1				1													2.0
2				1						1							3.5
38	1	5	13	9	5	2	2			1							1.8
1			1														1.1
14		2	2	1	4	1	1	2			1						2.8
1							1										3.3
27	1		9	2	2	2	1	1		3	5				1		4.5
1					1												2.5
1	1																.5
3		1		1		1											1.9

NOTE: Be sure to check for related offense codes when examining a particular type of crime. They may or may not be in sequential order or even on the same page.



# C1 2005 Total Prisoner Population by Minimum Term Distribution — All Offenses

Page 11 of 23

C - 27

	GRAND TOTALS																		
	VIOLATIONS																		
	ATTEMPTS																		
	Max. Penalty																		
750.2241-A	Weapons - Dangerous Weapon, Misc.	5																	
	ATTEMPTS																		
750.224A	Weapons - Taser, Possess or Sale	4																	
	ATTEMPTS																		
750.224B	Weapons - Firearms, Short-Barrel	5																	
	Shotgun/Rifle	ATTEMPTS																	
750.224D2	Weapons - Dangerous Weapon,	2																	
	Self-Defense Spray	ATTEMPTS																	
750.224F	Weapons - Firearms, Possess by Felon	5																	
	ATTEMPTS																		
750.226	Weapons - Dangerous Weapon, Carry	5																	
	w/Unlawful Intent	ATTEMPTS																	
750.227	Weapons - Carrying Concealed	5																	
	ATTEMPTS																		
750.227B-A	Weapons - Felony Firearm	2																	
	ATTEMPTS																		
750.227B-B	Weapons - Felony Firearm, 2nd Offense	5																	
	ATTEMPTS																		
750.227B-C	Weapons - Felony Firearm, 3rd Offense	10																	
	ATTEMPTS																		
750.227B	Weapons - Felony Firearm	10																	
	ATTEMPTS																		
750.227C	Weapons - Firearms, Possess Loaded	2																	
	in Vehicle	ATTEMPTS																	
750.227G9A	Weapons - Body Armor - Possess/Use By	4																	
	Violent Felon	ATTEMPTS																	
750.230	Weapons - Firearms, Altering ID Marks	2																	
	ATTEMPTS																		
750.234A	Weapons - Firearms, Discharge from	4																	
	Vehicle	ATTEMPTS																	
750.234B	Weapons - Firearms, Discharge in/at Bldg.	4																	
	ATTEMPTS																		
750.237A1	Weapon-Free School Zones, General	5																	
	Felony Violations	ATTEMPTS																	
750.2411	Obstructing Fireman/Public Utility	4																	
	Maintenance Person	ATTEMPTS																	
750.248	Forgery	14																	
	ATTEMPTS																		
750.248A	Financial Transaction Device - Utter &	4																	
	Publish	ATTEMPTS																	

TOTAL*	.5	1	1.5	2	2.5	3	3.5	4	4.5	5	10	15	20	25	>25	LIFE	AVG
49,493	357	2,780	3,786	7,284	2,172	3,286	1,166	2,022	815	2,944	8,338	3,606	2,570	1,476	1,757	4,837	7.5
47,953	294	2,554	3,517	6,948	2,098	3,220	1,113	2,012	811	2,925	8,298	3,584	2,550	1,468	1,750	4,811	7.7
1,243	63	226	269	336	74	66	53	10	4	19	40	22	20	8	7	26	2.8
5		1		2	2												1.9
2	1	1															.7
22		1	2	11	2	2	2			1					1		3.2
1			1														1.3
2		1	1														1.1
374	11	31	54	100	54	46	20	14	1	13	18	6		1	2	3	2.8
4	1	1	2														.9
20		2		7	3	2	1	2			2					1	2.7
1				1													2.0
215	8	32	39	64	19	18	19	3	1	2	4	2	1	1		2	2.3
14	2	5	1	5	1												1.2
1,559				1,542						16	1						2.0
19				19													2.0
58										58							5.0
3											3						10.0
40				32						8							2.6
2			1													1	1.2
1			1														1.3
1			1														1.3
2					1		1										2.7
12		3	1	5	1	2											1.8
2			2														1.2
1	1																.3
1					1												2.5
85		7	14	25	6	11	4	6	1	5	5	1					2.8
4		1	1		1	1											1.9
2		1		1													1.5

NOTE: Be sure to check for related offense codes when examining a particular type of crime. They may or may not be in sequential order or even on the same page.

# C1 2005 Total Prisoner Population by Minimum Term Distribution — All Offenses

Page 12 of 23

C - 28

		GRAND TOTALS
		VIOLATIONS
		ATTEMPTS
		Max. Penalty
750.249	Uttering & Publishing	14
		ATTEMPTS
750.252	Utter & Publish - Possess Counterfeit Note w/Intent	7
		ATTEMPTS
750.253	Utter & Publish - Counterfeit Bills/Notes	5
		ATTEMPTS
750.254	Utter & Publish - Possess Counterfeit Bank/State/Bills	5
		ATTEMPTS
750.255	Counterfeiting - Possession of Tools	10
		ATTEMPTS
750.260	Counterfeiting - Coins/Possess 5 or More	LIFE
		ATTEMPTS
750.285	Obtain Personal Identity Info w/o Permission	5
		ATTEMPTS
750.316-A	Homicide - Murder 1st Degree, Premeditated	LIFE
		ATTEMPTS
750.316-B	Homicide - Felony Murder	LIFE
		ATTEMPTS
750.316-C	Homicide - Open Murder, Statutory Short Form	LIFE
		ATTEMPTS
750.316	Homicide	LIFE
		ATTEMPTS
750.317	Homicide - Murder 2nd Degree	LIFE
		ATTEMPTS
750.321-A	Homicide - Manslaughter, Statutory Short Form	15
		ATTEMPTS
750.321-C	Homicide - Manslaughter, Involuntary	15
		ATTEMPTS
750.321-E	Homicide - Manslaughter with Motor Vehicle	15
		ATTEMPTS
750.321	Homicide - Manslaughter	15
		ATTEMPTS
750.322	Homicide - Willful Killing of Unborn Child	15
		ATTEMPTS
750.324	Homicide - Negligent Homicide	2
		ATTEMPTS
750.329	Homicide - Manslaughter, Death by Weapon Aimed w/out Malice	15
		ATTEMPTS
750.329A	Suicide - Assisting	5
		ATTEMPTS

TOTAL*	.5	1	1.5	2	2.5	3	3.5	4	4.5	5	10	15	20	25	>25	LIFE	AVG
49,493	357	2,780	3,786	7,284	2,172	3,286	1,166	2,022	815	2,944	8,338	3,606	2,570	1,476	1,757	4,837	7.5
47,953	294	2,554	3,517	6,948	2,098	3,220	1,113	2,012	811	2,925	8,298	3,584	2,550	1,468	1,750	4,811	7.7
1,243	63	226	269	336	74	66	53	10	4	19	40	22	20	8	7	26	2.8
610	8	95	139	184	57	47	7	27		22	19	4	1				2.2
53	4	13	20	6	4	5		1									1.5
1				1													2.0
3		1	1	1													1.4
3	1		2														1.0
1						1											3.0
1						1											3.0
13		1	4	5	1		1			1							2.1
703				1		1		1			1	1	1	1	2	694	15.7
3																3	
431													1		1	429	27.5
168											1		3	5	11	148	34.3
1																1	
1,847												1		1	3	1,842	34.0
11																11	
3,825				2	1	3	3	6		22	294	594	787	662	729	722	22.9
27											4	3	9	2	2	7	19.1
252	1	1	2	13	10	18	8	19	3	38	120	11	5		3		6.9
3						2					1						5.3
144			1	6	5	11	6	8	4	20	67	13	3				6.9
2				1							1						6.0
67			1	1	2	5	1	7	2	5	35	5	3				7.4
3					1		1			1							3.6
143	2			7	1	5	3	13	3	10	74	13	10		2		8.6
1													1				20.0
12		1	7		1			2			1						2.2
13					1			3		1	7	1					6.8
1				1													2.0

NOTE: Be sure to check for related offense codes when examining a particular type of crime. They may or may not be in sequential order or even on the same page.

# C1 2005 Total Prisoner Population by Minimum Term Distribution — All Offenses

Page 13 of 23

C - 29

		GRAND TOTALS
	VIOLATIONS	
	ATTEMPTS	
	Max. Penalty	
750.335A	Indecent Exposure (Sexually Delinquent Person)	1 ATTEMPTS
750.338	Gross Indecency Between Males, Commit/Procure	5 ATTEMPTS
750.338B	Gross Indecency Male and Female, Commit/Procure	5 ATTEMPTS
750.349	Kidnapping	LIFE ATTEMPTS
750.349[S]	Kidnapping - Solicitation	LIFE ATTEMPTS
750.349A	Prisoner Taking a Hostage	LIFE ATTEMPTS
750.350	Kidnapping - Child Enticement	LIFE ATTEMPTS
750.356-A	Larceny - Over \$100 (obsolete)	5 ATTEMPTS
750.356	Larceny	10 ATTEMPTS
750.3562A	Larceny - \$20,000 or More	10 ATTEMPTS
750.3562B	Larceny - \$1,000 - < \$20,000, 3rd+ Offense	10 ATTEMPTS
750.3563A	Larceny - \$1,000 - < \$20,000	5 ATTEMPTS
750.3564A	Larceny - \$200 - < \$1,000	1 ATTEMPTS
750.356A-A	Larceny - From Motor Vehicle	5 ATTEMPTS
750.356A-B	Break and Enter - Vehicle Steal Property Over \$5	5 ATTEMPTS
750.356A-C	Break and Enter - Vehicle With Damage	5 ATTEMPTS
750.356A	Larceny - From Motor Vehicle	10 ATTEMPTS
750.356A1	Larceny - From Motor Vehicle	5 ATTEMPTS
750.356A2A	Break and Enter - Vehicle Steal Property Under \$200	MISD ATTEMPTS
750.356A2C1	Break and Enter - Vehicle Steal Property \$1,000 - < \$20,000	5 ATTEMPTS

TOTAL*	.5	1	1.5	2	2.5	3	3.5	4	4.5	5	10	15	20	25	>25	LIFE	AVG
49,493	357	2,780	3,786	7,284	2,172	3,286	1,166	2,022	815	2,944	8,338	3,606	2,570	1,476	1,757	4,837	7.5
47,953	294	2,554	3,517	6,948	2,098	3,220	1,113	2,012	811	2,925	8,298	3,584	2,550	1,468	1,750	4,811	7.7
1,243	63	226	269	336	74	66	53	10	4	19	40	22	20	8	7	26	2.8
17		2		7	1	3		1			3						3.0
2				2													2.0
4	1	1		1							1						2.5
16		1	4	5	5		1										1.9
1				1													1.7
345			3	4	1	3		5	4	10	75	64	43	24	46	63	17.5
12			1	5	2					1		2			1		6.2
1										1							5.0
8											2	2	1		1	2	21.0
17	1			1			1	1	1	1	4	1	2	1	2	1	13.4
1				1													1.9
12		1		6	1	1	1				1	1					3.3
9		1	1	1		2				1	1	1		1			6.5
6			2	1		2				1							2.6
1								1									4.0
52		11	13	18	6	2	1	1									1.7
1		1															1.0
2			1		1												2.0
2				1		1											2.5
1	1																.5
6		1	2	1	1	1											1.8
3			2	1													1.6
10	1	1	1	3		2					1				1		5.3
61	3	12	15	18	9	2	1				1						1.7
7	1	2	4														1.1
1		1															1.0
8			2	3	3												1.9

NOTE: Be sure to check for related offense codes when examining a particular type of crime. They may or may not be in sequential order or even on the same page.

# C1 2005 Total Prisoner Population by Minimum Term Distribution — All Offenses

Page 14 of 23

C - 30

	GRAND TOTALS
	VIOLATIONS
	ATTEMPTS
	Max. Penalty
750.356A2C2 Break and Enter - Vehicle Steal Prop \$200 - < \$1,000, 2nd+ Offense	5 ATTEMPTS
750.356A2D1 Break and Enter - Vehicle Steal Property \$20,000 or More	10 ATTEMPTS
750.356A3 Break and Enter - Vehicle With Damage	5 ATTEMPTS
750.356AB Break and Enter - Vehicle Steal Property Over \$5	5 ATTEMPTS
750.356AC Break and Enter - Vehicle With Damage	5 ATTEMPTS
750.356B Break and Enter - Coin Telephone	4 ATTEMPTS
750.356C Retail Fraud - 1st Degree	5 ATTEMPTS
750.356D Retail Fraud - 2nd Degree	1 ATTEMPTS
750.357 Larceny from Person	10 ATTEMPTS
750.357B Weapons - Firearms - Larceny	5 ATTEMPTS
750.360 Larceny in Building	4 ATTEMPTS
750.362-A Larceny By Conversion Over \$100 (obsolete)	5 ATTEMPTS
750.362 Larceny By Conversion	10 ATTEMPTS
750.3622A Larceny by Conversion \$20,000 or More	10 ATTEMPTS
750.3623A Larceny By Conversion \$1,000 - < \$20,000	5 ATTEMPTS
750.362A Failure to Return Rented Property Over \$100 (obsolete)	10 ATTEMPTS
750.362A3A Failure to Return Rented Property \$1,000 - < \$20,000	5 ATTEMPTS
750.3633A Larceny by False Personation \$1,000 - < \$20,000	5 ATTEMPTS
750.377A Malicious Destruction Personal Property	10 ATTEMPTS
750.377A1A1 Malicious Destruction Personal Property \$20,000 or More	10 ATTEMPTS

TOTAL*	.5	1	1.5	2	2.5	3	3.5	4	4.5	5	10	15	20	25	>25	LIFE	AVG
49,493	357	2,780	3,786	7,284	2,172	3,286	1,166	2,022	815	2,944	8,338	3,606	2,570	1,476	1,757	4,837	7.5
47,953	294	2,554	3,517	6,948	2,098	3,220	1,113	2,012	811	2,925	8,298	3,584	2,550	1,468	1,750	4,811	7.7
1,243	63	226	269	336	74	66	53	10	4	19	40	22	20	8	7	26	2.8
2			1	1													1.6
3				1	1					1							3.0
100	12	27	35	14	5	6	1										1.4
2		1				1											1.9
2				1								1					4.5
1	1																.2
3		1	2														1.2
410	13	88	128	98	25	41	4	9	1	1	2						1.7
5	2	1	1	1													.9
2	1	1															.6
359	4	23	46	87	30	63	14	36	4	17	31	3	1				3.0
27	1	5	13	3	3	1	1										1.5
18		2	2	9	2	1				1	1						2.4
229	8	43	76	64	16	13		5	1	1	2						1.7
18	1	12	5														1.0
8		1	2	3		1		1									2.1
2		1												1			13.0
10		1		3	2	1	1	1			1						2.7
1				1													2.0
27			6	12	1	4		4									2.2
2		1										1					8.0
5		2	1	1		1											1.5
1			1														1.3
8		1	2	2	2		1										2.0
2				1			1										2.5

NOTE: Be sure to check for related offense codes when examining a particular type of crime. They may or may not be in sequential order or even on the same page.

# C1 2005 Total Prisoner Population by Minimum Term Distribution — All Offenses

Page 15 of 23

C - 31

GRAND TOTALS		
VIOLATIONS		
ATTEMPTS		
Max. Penalty		
750.377A1B1	Malicious Destruction Personal Property \$1,000 - < \$20,000	5 ATTEMPTS
750.377A1D	Malicious Destruction Personal Property Under \$200	MISD ATTEMPTS
750.377AA	Malicious Destruction Personal Property	4 ATTEMPTS
750.377B	Malicious Destruction Fire/Police Property	4 ATTEMPTS
750.380	Malicious Destruction Building	10 ATTEMPTS
750.3803A	Malicious Destruction Building \$1,000 - < \$20,000	5 ATTEMPTS
750.380A	Malicious Destruction Building Over \$100 (obsolete)	4 ATTEMPTS
750.383A	MDOP - Utility Property	4 ATTEMPTS
750.397	Mayhem	10 ATTEMPTS
750.411A1B	False Report of a Felony	4 ATTEMPTS
750.411A2	False Bomb Threat	10 ATTEMPTS
750.411A3A	False Report/Threat of Bomb/Harmful Device	4 ATTEMPTS
750.411H2B	Stalking a Minor	5 ATTEMPTS
750.411I	Stalking - Aggravated	5 ATTEMPTS
750.411I2B	Stalking a Minor - Aggravated	10 ATTEMPTS
750.411N	Money Laundering - 2nd Degree	10 ATTEMPTS
750.411O	Money Laundering - 1st Degree	20 ATTEMPTS
750.413	Motor Vehicle - Unlawfully Driving Away	5 ATTEMPTS
750.414	Motor Vehicle - Unlawful Use	2 ATTEMPTS
750.422-A	Perjury - Court Proceeding Capital Crime	LIFE ATTEMPTS

TOTAL*	.5	1	1.5	2	2.5	3	3.5	4	4.5	5	10	15	20	25	>25	LIFE	AVG
49,493	357	2,780	3,786	7,284	2,172	3,286	1,166	2,022	815	2,944	8,338	3,606	2,570	1,476	1,757	4,837	7.5
47,953	294	2,554	3,517	6,948	2,098	3,220	1,113	2,012	811	2,925	8,298	3,584	2,550	1,468	1,750	4,811	7.7
1,243	63	226	269	336	74	66	53	10	4	19	40	22	20	8	7	26	2.8
41	1	5	19	13		1	1			1							1.6
1								1									3.9
9		2	2	3	1	1											1.7
79	4	15	24	21	1	10	1	3									1.7
3		1	2														1.1
2				1						1							3.5
16		3	5	6	1	1											1.6
2	1		1														.9
1			1														1.3
2				2													2.0
1											1						8.0
19	1	1	7	5	3		1	1									1.8
2		2															1.0
4				1	1	1					1						4.3
5			2	2					1								2.1
1											1						10.0
153	1	23	34	39	9	24	11	4		1	3	3			1		2.5
5	1		1	2	1												1.5
1				1		1											3.0
1																	1.7
1			1														1.5
2								1			1						5.7
382	2	52	98	124	35	34	7	14	1	5	8	1				1	2.0
12	2	3	6	1													1.1
48	1	13	25	5	2	1				1							1.4
1											1						6.5

NOTE: Be sure to check for related offense codes when examining a particular type of crime. They may or may not be in sequential order or even on the same page.

# C1 2005 Total Prisoner Population by Minimum Term Distribution — All Offenses

Page 16 of 23

C - 32

		GRAND TOTALS
		VIOLATIONS
		ATTEMPTS
		Max. Penalty
750.422-B	Perjury - Court Proceeding	15 ATTEMPTS
750.422	Perjury - Court Proceeding	LIFE ATTEMPTS
750.423	Perjury - Other Than Court Proceeding	15 ATTEMPTS
750.424-A	Perjury - Subornation, Other Than Court Proceeding	15 ATTEMPTS
750.424-B	Perjury - Subornation, Court Proceeding	15 ATTEMPTS
750.424	Perjury - Subornation	15 ATTEMPTS
750.425-B	Perjury - Incite/Procure, Court Proceeding	5 ATTEMPTS
750.425	Perjury - Incite/Procure	5 ATTEMPTS
750.4361	Poison - Food/Drink/Medicine/Wells	5 ATTEMPTS
750.4362A	Poison - Food/Drink/Medicine/Water Supply	15 ATTEMPTS
750.451-B	Prostitution - 3rd Offense	2 ATTEMPTS
750.451-D	Prostitution - 3rd+ Offense	2 ATTEMPTS
750.455	Prostitution - Pandering	20 ATTEMPTS
750.459	Prostitution - Transporting Female (perhaps compel)	20 ATTEMPTS
750.478A2	Public Officer - Attempt to Obstruct Official Duties	2 ATTEMPTS
750.479-A	Police Officer/Public Officer - Resist and Obstruct	2 ATTEMPTS
750.479-B	Police Officer/Public Officer - Resist and Obstruct	2 ATTEMPTS
750.479	Public Officer - Assault or Obstruct	20 ATTEMPTS
750.4792	Public Officer - Assault or Obstruct	2 ATTEMPTS
750.4793	Public Officer - Assault or Obstruct Cause Injury	4 ATTEMPTS

TOTAL*	.5	1	1.5	2	2.5	3	3.5	4	4.5	5	10	15	20	25	>25	LIFE	AVG
49,493	357	2,780	3,786	7,284	2,172	3,286	1,166	2,022	815	2,944	8,338	3,606	2,570	1,476	1,757	4,837	7.5
47,953	294	2,554	3,517	6,948	2,098	3,220	1,113	2,012	811	2,925	8,298	3,584	2,550	1,468	1,750	4,811	7.7
1,243	63	226	269	336	74	66	53	10	4	19	40	22	20	8	7	26	2.8
1									1								4.5
6			1		1					1	2				1		8.8
1						1											3.0
1											1						9.0
1				1													1.7
1										1							5.0
1											1						10.0
1		1															1.0
1											1						10.0
2		1					1										2.1
1				1													2.0
3		2	1														1.1
8		3	3	2													1.3
5						2					3						6.1
5								1		1	1	1		1			10.4
1	1																.5
1						1											2.8
48	1	9	14	10	1	7		5			1						1.9
1			1														1.1
6		2	2	1		1											1.6
8	1	2	3	1		1											1.3
2		1	1														1.2

NOTE: Be sure to check for related offense codes when examining a particular type of crime. They may or may not be in sequential order or even on the same page.

# C1 2005 Total Prisoner Population by Minimum Term Distribution — All Offenses

Page 17 of 23

C - 33

		GRAND TOTALS
		VIOLATIONS
		ATTEMPTS
		Max. Penalty
750.479A-B	Peace Officer - Resist Arrest	2
	Injury Inflicted	ATTEMPTS
750.479A2	Police Officer - Fleeing (Penal Code)	2
	4th Degree	ATTEMPTS
750.479A3	Police Officer - Fleeing (Penal Code)	5
	3rd Degree	ATTEMPTS
750.479A4-A	Police Officer - Fleeing (Penal Code)	10
	2nd Degree	ATTEMPTS
750.479A4	Police Officer - Fleeing (Penal Code)	10
	2nd Offense	ATTEMPTS
750.479A5	Police Officer - Fleeing (Penal Code)	15
	Serious Injury	ATTEMPTS
750.479AA	Police Officer - Fleeing (Penal Code)	1
		ATTEMPTS
750.479B1	Peace Officer - Disarming Non-Firearm	4
		ATTEMPTS
750.479B2	Peace Officer - Disarming Firearm	10
		ATTEMPTS
750.483A2B	Interfere w/Crime Report Threat to	10
	Kill/Injure	ATTEMPTS
750.483A4B	Interfere w/Police Investigation Threat	10
	to Kill/Injure	ATTEMPTS
750.483A6A	Tamper w/Evidence	4
		ATTEMPTS
750.483A6B	Tamper w/Evidence - Criminal Case	10
	Max > 10 yr Term	ATTEMPTS
750.502D	Anhydrous Ammonia Container,	4
	Unauthorized Tampering	ATTEMPTS
750.505-A	Obstruction of Justice	5
		ATTEMPTS
750.505-B	Accessory After the Fact to Felony	5
		ATTEMPTS
750.505	Common Law Offenses	5
		ATTEMPTS
750.50B	Animals - Killing/Torturing	4
		ATTEMPTS
750.511	Railroads - Block/Wreck Track	LIFE
		ATTEMPTS
750.520	Rape	LIFE
		ATTEMPTS

TOTAL*	.5	1	1.5	2	2.5	3	3.5	4	4.5	5	10	15	20	25	>25	LIFE	AVG
49,493	357	2,780	3,786	7,284	2,172	3,286	1,166	2,022	815	2,944	8,338	3,606	2,570	1,476	1,757	4,837	7.5
47,953	294	2,554	3,517	6,948	2,098	3,220	1,113	2,012	811	2,925	8,298	3,584	2,550	1,468	1,750	4,811	7.7
1,243	63	226	269	336	74	66	53	10	4	19	40	22	20	8	7	26	2.8
1					1												2.1
34		6	11	11	3	2		1									1.6
289		22	64	101	42	27	6	13	3	5	6						2.2
4			3							1							2.2
34		2	2	5	5	5	4	5			5	1					3.6
1											1						8.0
1												1					15.0
1				1													2.0
1		1															1.0
11			1	3			1	1		2	1	1				1	4.5
10		2	3	3	1		1										1.7
7			1	1		2	1		1		1						3.4
1											1						9.0
1					1												2.3
1						1											3.0
3			1	2													1.7
9			2	2	1		1	1	1		1						3.0
33		3	3	16	3	3	2	1				1	1				2.9
3													1		2		30.0
6		1	3	1		1											1.6
1				1													1.9
25				1							2		1	2	4	15	33.9

NOTE: Be sure to check for related offense codes when examining a particular type of crime. They may or may not be in sequential order or even on the same page.

# C1 2005 Total Prisoner Population by Minimum Term Distribution — All Offenses

Page 18 of 23

C - 34

GRAND TOTALS		
VIOLATIONS		
ATTEMPTS		
Max. Penalty		
750.520B	CSC - 1st Degree - Multiple Variables	LIFE ATTEMPTS
750.520B1A	CSC - 1st Degree - Person Under 13	LIFE ATTEMPTS
750.520B1B	CSC - 1st Degree - Relationship	LIFE ATTEMPTS
750.520B1C	CSC - 1st Degree - During Felony	LIFE ATTEMPTS
750.520B1D	CSC - 1st Degree - Accomplices	LIFE ATTEMPTS
750.520B1E	CSC - 1st Degree - Weapon Used	LIFE ATTEMPTS
750.520B1F	CSC - 1st Degree - Personal Injury	LIFE ATTEMPTS
750.520B1G	CSC - 1st Degree - Injury to Incap. Victim	LIFE ATTEMPTS
750.520B1H	CSC - 1st Degree - Mentally Disabled Relationship	LIFE ATTEMPTS
750.520C	CSC - 2nd Degree - Multiple Variables	15 ATTEMPTS
750.520C1A	CSC - 2nd Degree - Person Under 13	15 ATTEMPTS
750.520C1B	CSC - 2nd Degree - Relationship	15 ATTEMPTS
750.520C1C	CSC - 2nd Degree - During Felony	15 ATTEMPTS
750.520C1D	CSC - 2nd Degree - Accomplices	15 ATTEMPTS
750.520C1E	CSC - 2nd Degree - Weapon Used	15 ATTEMPTS
750.520C1F	CSC - 2nd Degree - Personal Injury	15 ATTEMPTS
750.520C1G	CSC - 2nd Degree - Injury to Incap. Victim	15 ATTEMPTS
750.520C1H	CSC - 2nd Degree - Mentally Disabled Relationship	15 ATTEMPTS
750.520C1I	CSC - 2nd Degree - State Prisoner	15 ATTEMPTS
750.520C1K	CSC - 2nd Degree - County Prisoner	15 ATTEMPTS

TOTAL*	.5	1	1.5	2	2.5	3	3.5	4	4.5	5	10	15	20	25	>25	LIFE	AVG
49,493	357	2,780	3,786	7,284	2,172	3,286	1,166	2,022	815	2,944	8,338	3,606	2,570	1,476	1,757	4,837	7.5
47,953	294	2,554	3,517	6,948	2,098	3,220	1,113	2,012	811	2,925	8,298	3,584	2,550	1,468	1,750	4,811	7.7
1,243	63	226	269	336	74	66	53	10	4	19	40	22	20	8	7	26	2.8
1,581		1		9	4	7	8	19	8	43	335	312	261	145	233	196	18.4
15			1	3	1		2					1	3	3		1	11.5
1,813		7	2	21	28	54	37	45	27	107	580	383	235	117	107	63	12.8
33		2	5	12		7	4				1	1	1				3.3
351			1	4	3	4	3	11	5	22	103	89	45	31	22	8	13.3
8				4	1		2						1				4.5
141				1		3		1		4	20	32	17	15	33	15	21.2
1												1					15.0
60	1					1	2	1		4	12	14	7	7	8	3	16.3
211					1		2	2	1	1	36	48	39	21	38	22	19.6
2															1	1	30.0
240		1		1	1	3	2	4	2	4	42	52	47	38	32	11	18.4
5				3	1						1						3.6
5									1			3	1				12.3
13				1		1	1			1	1	2	3		3		15.5
501	2	10	12	65	19	70	17	48	10	77	141	24	6				5.3
12		2	5	4			1										1.6
1,544	1	32	69	192	94	202	55	120	18	245	451	47	17		1		5.0
50		5	9	22	4	6	2			1	1						2.1
211		2	5	34	12	32	14	22	2	33	49	4	1			1	4.5
9			2	5		2											2.0
13				1	2	4	1	1				4					4.2
1						1											3.0
5						1				1	3						5.8
4					3		1										2.6
10			1	1			1	1			5		1				6.4
74		2	4	8	5	11	2	12		9	16	2	2		1		5.4
4				1		1				1		1					5.5
10				3	2	1		1		1	2						3.5
16			1	2	3	1	4			1	2	2					4.5
1				1													1.9
1								1									4.0
1							1										3.3

NOTE: Be sure to check for related offense codes when examining a particular type of crime. They may or may not be in sequential order or even on the same page.



# C1 2005 Total Prisoner Population by Minimum Term Distribution — All Offenses

Page 19 of 23

C - 35

		TOTAL*	.5	1	1.5	2	2.5	3	3.5	4	4.5	5	10	15	20	25	>25	LIFE	AVG
GRAND TOTALS		49,493	357	2,780	3,786	7,284	2,172	3,286	1,166	2,022	815	2,944	8,338	3,606	2,570	1,476	1,757	4,837	7.5
VIOLATIONS		47,953	294	2,554	3,517	6,948	2,098	3,220	1,113	2,012	811	2,925	8,298	3,584	2,550	1,468	1,750	4,811	7.7
ATTEMPTS		1,243	63	226	269	336	74	66	53	10	4	19	40	22	20	8	7	26	2.8
Max. Penalty																			
750.520C1L	CSC - 2nd Degree - Detained Juvenile 15 ATTEMPTS	1							1										3.2
750.520D	CSC - 3rd Degree - Multiple Variables 15 ATTEMPTS	571 15	1	17	16 2	43 6	23 3	59	10 3	42	15	80	216 1	33	9	3	3	1	6.2 2.7
750.520D1A	CSC - 3rd Degree - Person 13-15 15 ATTEMPTS	1,133 123	2 1	42 11	34 40	107 49	67 12	136	38 3	90 6	50	155	373	26	12			1	5.0 1.8
750.520D1B	CSC - 3rd Degree - Force/Coercion 15 ATTEMPTS	520 25		8 4	13 2	37 9	16 2	42 4	12	47 1	13	79 1	212 1	32	5	2	2		6.3 2.3
750.520D1C	CSC - 3rd Degree - Incapacitated Victim 15 ATTEMPTS	62 3	1	6	3 1	7 1	3 1	3	3	4		7	18	6	1				5.7 1.9
750.520D1D	CSC - 3rd Degree - Incest 15 ATTEMPTS	77 2		1	1 1	4 1	4	8	7	4	1	9	37	1					5.7 1.7
750.520E	CSC - 4th Degree - Multiple Variables 2 ATTEMPTS	29		7	17	2	1	1					1						1.6
750.520E1A-A	CSC - 4th Degree - Victim 13-16 2 ATTEMPTS	33	1	4	22	3		1					2						1.6
750.520E1A	CSC - 4th Degree - Force/Coercion 2 ATTEMPTS	61 1	4	14	25 1	6	4	1	3	1			3						1.7 1.2
750.520E1B	CSC - 4th Degree - Incapacitated Victim 2 ATTEMPTS	7		1	2	2	1		1										1.9
750.520E1G	CSC - 4th Degree - Incest 2 ATTEMPTS	2			2														1.4
750.520F	CSC - 2nd+ Offense LIFE ATTEMPTS	18		1	2							3	7	2	2		1		10.5
750.520G	CSC - Assault w/Intent to Commit Sexual Penetration 10 ATTEMPTS	12		1	1			1				4	4	1					5.5
750.520G1	CSC - Assault w/Intent to Commit Sexual Penetration 10 ATTEMPTS	425 3		9 1	49 2	100	22	55	22	34	8	46	74	2		2	2		3.7 1.5
750.520G2	CSC - 2nd Degree Assault 5 ATTEMPTS	97 1		9 1	20	34	13	6	9	2		1	2					1	2.1 1.0
750.529	Robbery - Armed LIFE ATTEMPTS	4,372 38	1	13 3	28 3	109 4	137 1	179 2	129 2	177 2	196 1	339 3	1,337 7	728 4	417 1	178 2	215 2	189 1	10.9 8.7
750.529A	Carjacking LIFE ATTEMPTS	445 13		5 2	5 1	25 2	20 2	19	22	30	22	50	156 2	61	16	7	3	4	7.3 3.6
750.530	Robbery - Unarmed 15 ATTEMPTS	1,104 16	1	46	49 1	160 5	77 2	151 1	40 1	133	26	120	231 4	42 1	18	2	3	5	4.7 4.3
750.531-A	Bank Robbery LIFE ATTEMPTS	246 4		9 1	11	32	16	25	6	17 1	2	24 1	63	21	12 1	4	3	1	6.5 7.0
750.531-B	Safe Breaking LIFE ATTEMPTS	67 4			2 1	3 2	1	7	1	5		14	18 1	10	3		2	1	7.5 3.6

NOTE: Be sure to check for related offense codes when examining a particular type of crime. They may or may not be in sequential order or even on the same page.

# C1 2005 Total Prisoner Population by Minimum Term Distribution — All Offenses

Page 20 of 23

C - 36

		GRAND TOTALS
		VIOLATIONS
		ATTEMPTS
		Max. Penalty
750.531	Bank Robbery/Safe Breaking	LIFE ATTEMPTS
750.532	Seduction	5 ATTEMPTS
750.535-A	Stolen Property - Rec & Conc Over \$100 (obsolete)	5 ATTEMPTS
750.535	Stolen Property - Rec & Conc	10 ATTEMPTS
750.5352A	Stolen Property - Rec & Conc \$20,000 or More	10 ATTEMPTS
750.5352B	Stolen Property - Rec & Conc \$1,000 - < \$20,000, 3rd+ Offense	10 ATTEMPTS
750.5353A	Stolen Property - Rec & Conc \$1,000 - < \$20,000	5 ATTEMPTS
750.5353B	Stolen Property - Rec & Conc \$200 - < \$1,000, 2nd+ Offense	5 ATTEMPTS
750.5354A	Stolen Property - Rec & Conc \$200 - < \$1,000	1 ATTEMPTS
750.5357	Stolen Property - Rec & Conc Motor Vehicle	5 ATTEMPTS
750.535A	Motor Vehicles - Operating a Chop Shop	10 ATTEMPTS
750.535A2	Motor Vehicles - Operating a Chop Shop	10 ATTEMPTS
750.535B	Weapons - Firearms - Receive & Conceal	10 ATTEMPTS
750.539J2B	Capture/Distribute Image of Unclothed Person	5 ATTEMPTS
750.540	Telephone - Tap/Cut Lines	2 ATTEMPTS
750.543M	False Report or Threat of Terrorism	20 ATTEMPTS
750.72-A	Arson - Dwelling House	20 ATTEMPTS
750.72-B	Arson - Dwelling House Curtilage	20 ATTEMPTS
750.72	Arson - Dwelling House	20 ATTEMPTS
750.73	Arson - Real Property	10 ATTEMPTS

TOTAL*	.5	1	1.5	2	2.5	3	3.5	4	4.5	5	10	15	20	25	>25	LIFE	AVG
49,493	357	2,780	3,786	7,284	2,172	3,286	1,166	2,022	815	2,944	8,338	3,606	2,570	1,476	1,757	4,837	7.5
47,953	294	2,554	3,517	6,948	2,098	3,220	1,113	2,012	811	2,925	8,298	3,584	2,550	1,468	1,750	4,811	7.7
1,243	63	226	269	336	74	66	53	10	4	19	40	22	20	8	7	26	2.8
63			1	1	2	2		6		4	6	12	16	5	4	4	14.4
6			3	2		1											1.8
51	1	8	7	13	3	11	1	1		2	3	1					2.7
2				2													1.8
22		3	1	2		2	2	1		2	3	4			1	1	6.8
1			1														1.2
54	1	11	7	15	5	6	1	2		1	4	1					2.6
2		1		1													1.5
2				1				1									2.7
238	10	58	58	57	19	16	11	6	1	1						1	1.7
3			1	1			1										2.3
2			1	1													1.7
1				1													2.0
201	7	104	41	30	6	9		2	1		1						1.3
4		3	1														.9
5				2		2						1					5.0
8		6	1	1													1.1
33		4	5	11	4	5		2		2							2.2
3				2		1											2.2
3		1	1							1							2.5
15		4	3	5	3												1.6
2							1				1						5.1
1							1										3.2
169		5	6	25	3	18	5	8	10	17	53	14	4		1		5.8
6			1	3		1	1										2.2
15		1			1	1		2		5	4	1					5.7
41	1	4	1	4	1	1		6	1	8	7	4	2		1		6.5
1	1																.5
64		5	9	12	2	9	4	3		7	9	2	1			1	3.8
6	1	2			2		1										1.6

NOTE: Be sure to check for related offense codes when examining a particular type of crime. They may or may not be in sequential order or even on the same page.

# C1 2005 Total Prisoner Population by Minimum Term Distribution — All Offenses

Page 21 of 23

C - 37

		GRAND TOTALS
		VIOLATIONS
		ATTEMPTS
		Max. Penalty
750.741C1	Arson - Personal Property \$1,000 - < \$20,000	5 ATTEMPTS
750.741D1	Arson - Personal Property \$20,000 or More	10 ATTEMPTS
750.74B	Arson - Personal Property Over \$50	4 ATTEMPTS
750.75	Arson - Insured Property	10 ATTEMPTS
750.77-B	Arson - Prepare to Burn Real/Personal Property Over \$50	4 ATTEMPTS
750.771C1	Arson - Prepare to Burn Property \$1,000 - < \$20,000	5 ATTEMPTS
750.771D1	Arson - Prepare to Burn Property \$20,000 or More	10 ATTEMPTS
750.78	Arson - Woods/Prairies	4 ATTEMPTS
750.81	Assault or Assault and Battery	MISD ATTEMPTS
750.812	Domestic Violence	MISD ATTEMPTS
750.814	Domestic Violence, 3rd Offense	2 ATTEMPTS
750.81A	Assault - Aggravated	1 ATTEMPTS
750.81A3	Domestic Violence - Aggravated 2nd Offense	2 ATTEMPTS
750.81C2	Assault/Battery - of DHS Employee	2 ATTEMPTS
750.81D1	Police Officer - Assault/Resist/Obstruct	2 ATTEMPTS
750.81D2	Police Officer - Assault/Resist/Obstruct Cause Injury	4 ATTEMPTS
750.81D3	Police Officer - Assault/Resist/Obstruct Serious Impairment	15 ATTEMPTS
750.82	Felonious Assault	4 ATTEMPTS
750.822	Weapon-Free Schools - Assault with Dangerous Weapon	4 ATTEMPTS
750.83	Assault w/Intent to Murder	LIFE ATTEMPTS

TOTAL*	.5	1	1.5	2	2.5	3	3.5	4	4.5	5	10	15	20	25	>25	LIFE	AVG
49,493	357	2,780	3,786	7,284	2,172	3,286	1,166	2,022	815	2,944	8,338	3,606	2,570	1,476	1,757	4,837	7.5
47,953	294	2,554	3,517	6,948	2,098	3,220	1,113	2,012	811	2,925	8,298	3,584	2,550	1,468	1,750	4,811	7.7
1,243	63	226	269	336	74	66	53	10	4	19	40	22	20	8	7	26	2.8
12		3	2	7													1.5
2				2													2.0
1			1														1.3
1										1							5.0
3				1				1		1							3.6
2			1		1												1.9
7		1	2	4													1.6
7			1	3		1		1			1						3.4
1			1														1.4
5	4		1														.4
3		2	1														1.1
103	1	15	49	17	12	3	1	1		1	3						1.8
3		1	1				1										1.9
1	1																.5
7		2	1	3	1												1.6
2		2															1.0
254	4	69	107	43	16	11	1	3									1.4
51	1	4	17	16	4	6		2			1						1.9
5					1			2					2				10.0
753	20	121	156	235	71	70	8	33	1	17	16	1	2		1	1	2.1
42	2	12	25	1							2						1.5
1				1													2.0
1,382			1	7	3	18	12	10	12	29	323	343	213	133	154	124	16.8
7												3	3	1			17.6

NOTE: Be sure to check for related offense codes when examining a particular type of crime. They may or may not be in sequential order or even on the same page.

# C1 2005 Total Prisoner Population by Minimum Term Distribution — All Offenses

Page 22 of 23

C - 38

GRAND TOTALS		
VIOLATIONS		
ATTEMPTS		
Max. Penalty		
750.84	Assault w/Intent to do Great Body Harm Less Than Murder	10 ATTEMPTS
750.86	Assault w/Intent to Maim	10 ATTEMPTS
750.87	Assault w/Intent to Commit Felony	10 ATTEMPTS
750.88	Assault w/Intent to Rob While Unarmed	15 ATTEMPTS
750.89	Assault w/Intent to Rob While Armed	LIFE ATTEMPTS
750.90A	Asslt - Pregnant Individual Cause Miscarriage/Stillbirth	LIFE ATTEMPTS
750.90CA	Pregnant Individual - Gross Negligence Miscarriage/Stillbirth	15 ATTEMPTS
750.90DA	Pregnant Individual - OWI Cause Miscarriage/Stillbirth	15 ATTEMPTS
750.91	Homicide - Attempted Murder	LIFE ATTEMPTS
752.10031	Health Care Fraud - False Claim	4 ATTEMPTS
752.541	Riot	10 ATTEMPTS
752.542	Riot - Inciting	10 ATTEMPTS
752.542A	Prisons - Riots	10 ATTEMPTS
752.794B	Computers - Fraudulent Access Over \$100	1 ATTEMPTS
752.7973C	Computers - Use to Commit Crime Max 2 - < 4 yrs	4 ATTEMPTS
752.7973D	Computers - Use to Commit Crime Max 4 - < 10 yrs	7 ATTEMPTS
752.7973E	Computers - Use to Commit Crime Max 10 - < 20 yrs	10 ATTEMPTS
752.7973F	Computers - Use to Commit Crime Max 20 yrs or More	20 ATTEMPTS
752.811A	Break & Enter - Coin-Operated Device	3 ATTEMPTS
752.861	Weapons - Firearms, Careless Use Cause Injury/Death	2 ATTEMPTS

TOTAL*	.5	1	1.5	2	2.5	3	3.5	4	4.5	5	10	15	20	25	>25	LIFE	AVG
49,493	357	2,780	3,786	7,284	2,172	3,286	1,166	2,022	815	2,944	8,338	3,606	2,570	1,476	1,757	4,837	7.5
47,953	294	2,554	3,517	6,948	2,098	3,220	1,113	2,012	811	2,925	8,298	3,584	2,550	1,468	1,750	4,811	7.7
1,243	63	226	269	336	74	66	53	10	4	19	40	22	20	8	7	26	2.8
1,456	5	52	69	207	92	201	94	132	27	187	325	40	7	6		12	4.4
49		1	10	23	2	3	3	3	1	2	1						2.3
5					2					1	2						5.9
17			1	4	2	2		2			4	2					4.8
169		9	10	26	13	35	3	13	1	21	30	6			2		4.5
4		1		2						1							2.4
753		5	3	19	23	34	23	36	41	69	250	113	68	17	25	27	9.6
12		2		4			1	1			1	2				1	4.9
1													1				20.0
1										1							5.0
1											1						7.0
18							1	1			8	1	1	1	1	4	11.9
1												1					10.5
1			1														1.2
2				2													1.6
1						1											3.0
1			1														1.5
1							1										3.5
1		1															1.0
6		1	3	1	1												1.5
1				1													1.7
1									1								4.5
2					2												2.5
5		1	3	1													1.4
1	1																.3
1		1															1.0

NOTE: Be sure to check for related offense codes when examining a particular type of crime. They may or may not be in sequential order or even on the same page.

# C1 2005 Total Prisoner Population by Minimum Term Distribution — All Offenses

Page 23 of 23

C - 39

		GRAND TOTALS
		VIOLATIONS
		ATTEMPTS
		Max. Penalty
767.61A	Offense by Sexually Delinquent	LIFE ATTEMPTS
769.12	Habitual Offender - 4th Offense	LIFE ATTEMPTS
800.281	Prisons - Contraband	5 ATTEMPTS
800.2811	Prisons - Furnish Contraband to Prisoner In Prison	5 ATTEMPTS
800.2813	Prisons - Bringing Contraband Into	5 ATTEMPTS
800.2814	Prisons - Prisoner Possessing Contraband	5 ATTEMPTS
800.283	Prisons - Weapons	5 ATTEMPTS
800.2834	Prisons - Prisoner Possessing Weapon	5 ATTEMPTS
801.2622	Jails - Prisoner Possess Weapon	5 ATTEMPTS
801.2631	Jails - Furnish Contraband to Prisoner	5 ATTEMPTS
801.2632	Jails - Prisoner Possessing Contraband	5 ATTEMPTS

TOTAL*	.5	1	1.5	2	2.5	3	3.5	4	4.5	5	10	15	20	25	>25	LIFE	AVG
49,493	357	2,780	3,786	7,284	2,172	3,286	1,166	2,022	815	2,944	8,338	3,606	2,570	1,476	1,757	4,837	7.5
47,953	294	2,554	3,517	6,948	2,098	3,220	1,113	2,012	811	2,925	8,298	3,584	2,550	1,468	1,750	4,811	7.7
1,243	63	226	269	336	74	66	53	10	4	19	40	22	20	8	7	26	2.8
1						1											3.0
7																7	
1				1													1.7
2	2																.5
5		2	1	1		1											1.7
1		1															1.0
59	3	23	19	8	4			1			1						1.4
7	3	3	1														.7
1												1					15.0
96	4	40	14	16	3	9	2	2		2	1	2	1				2.1
20	10	10															.7
3			1	1								1					3.2
1		1															.8
1			1														1.3
5		1			2	2											2.2
1			1														1.3

**NOTE: Be sure to check for related offense codes when examining a particular type of crime. They may or may not be in sequential order or even on the same page.**

\*Prisoners with Insufficient Information = 297

Largest minimum term for each prisoner is reported.

When minimum terms exceed maximum penalties, it may be due to anomalies in criminal justice practices, habitualized offenses, database errors, etc.

Each minimum term category is rounded up from the preceding category (for example, the ten-year category includes all minimums longer than five years up to exactly ten years).

Minimum term averages are based on raw data (with life sentences excluded from the calculations).

Source: Corrections Management Information System (CMIS)

# C1a 2005 Total Prisoner Population by Minimum Term Distribution — Non-Assaultive Offenses

Page 1 of 11

C - 40

		GRAND TOTALS
		VIOLATIONS
		ATTEMPTS
		Max. Penalty
28.729	Sex Offender - Fail to Register	4
		ATTEMPTS
28.7291B	Sex Offender - Fail to Register 2nd Offense	7
		ATTEMPTS
205.271B	Taxes - Aiding & Abetting Tax Evasion	5
		ATTEMPTS
257.254	MV Code - Intent to Pass False Title	10
		ATTEMPTS
257.257	License Documents/Plates Forgery	5
		ATTEMPTS
257.3107A	Driver's License-Forged w/Int Commit	10
		ATTEMPTS
257.324	Operating - License Forged/Altered/ False ID	MISD
		ATTEMPTS
257.617A	Fail to Stop at Personal Injury Accident	1
		ATTEMPTS
257.624A	Alcohol - Open Container in Vehicle	MISD
		ATTEMPTS
257.6251-A	Operating - While Intoxicated	MISD
		ATTEMPTS
257.6251	Drive M.V. Addict or Intox	15
		ATTEMPTS
257.62510C	Operating - OWI, 3rd Offense	1
		ATTEMPTS
257.6253-A	Operating - Impaired	MISD
		ATTEMPTS
257.6256	OWI - Impaired, 3rd Felony	5
		ATTEMPTS
257.6256B	OWI - Impaired w/Contr. Sub, 2nd Offense	1
		ATTEMPTS
257.6256D	OWI - Impaired w/Contr. Sub, 3rd Offense	5
		ATTEMPTS
257.6257A2	OWI - w/Occupant Less Than 16, 2nd+ Offense	5
		ATTEMPTS
257.903	Motor Vehicle Code - False Certification	5
		ATTEMPTS
257.9041B	Operate - Allow Suspended/Revoked/ Denied to Operate	MISD
		ATTEMPTS
333.16294	Health Profession - Unauthorized Practice Felony	4
		ATTEMPTS

TOTAL	.5	1	1.5	2	2.5	3	3.5	4	4.5	5	10	15	20	25	>25	LIFE	AVG
11,093	195	1,292	1,802	3,983	816	966	316	451	70	445	559	102	38	12	19	27	2.6
10,675	155	1,190	1,693	3,881	791	941	309	450	70	442	555	102	38	12	19	27	2.6
418	40	102	109	102	25	25	7	1		3	4						1.6
89	3	26	31	14	6	5		3			1						1.5
3		2	1														1.0
6		1	2	2		1											1.7
2			2														1.5
8		1	2	1				1			1	2					5.7
2			2														1.3
3		1		1		1											1.9
1							1										3.3
1		1															1.0
1						1											2.8
11		1	3	6									1				3.4
1				1													1.9
10		1	2	4	1	1	1										2.0
1			1														1.5
3			1	1				1									2.5
1			1														1.3
1,094	4	131	263	386	118	95	42	29	1	14	10	1					2.0
4				4													1.9
13		1	5	3		2	1	1									2.0
6			3	3													1.7
2			1		1												2.0
1						1											2.7

NOTE: Be sure to check for related offense codes when examining a particular type of crime. They may or may not be in sequential order or even on the same page.

# C1a 2005 Total Prisoner Population by Minimum Term Distribution — Non-Assaultive Offenses

Page 2 of 11

C - 41

		GRAND TOTALS
		VIOLATIONS
		ATTEMPTS
		Max. Penalty
400.601-B	Fraud - Welfare - Over \$500	4 ATTEMPTS
432.2182	Gambling Activities - Felony Violations	10 ATTEMPTS
445.65	Identity Theft	5 ATTEMPTS
445.67	Identity Theft - Obtain/Possess/Transfer ID w/Intent	5 ATTEMPTS
451.501	Blue Sky Laws - Fraudulent Schemes/Statements	10 ATTEMPTS
500.45111	Insurance - Fraudulent Acts	4 ATTEMPTS
570.152	Contractor - Fraudulent Use of Building Contract Fund	3 ATTEMPTS
750.110-A	Break & Enter - Unoccupied Bldg. w/Intent	10 ATTEMPTS
750.110-B	Break & Enter - Occupied Bldg. w/Intent	15 ATTEMPTS
750.110	Break & Enter - A Building w/Intent	10 ATTEMPTS
750.110A3	Home Invasion - 2nd Degree	15 ATTEMPTS
750.110A4	Home Invasion - 3rd Degree	5 ATTEMPTS
750.111	Break & Enter - Entry w/o Breaking w/Intent	5 ATTEMPTS
750.115	Break & Enter - Illegal Entry (w/o Owner's Permission or Denied)	MISD ATTEMPTS
750.116	Burglar's Tools - Possession	10 ATTEMPTS
750.117	Public Officer - Bribery	4 ATTEMPTS
750.1227A	Witness - Bribe/Intimidate/Interfere	4 ATTEMPTS
750.131	Check - Non-Sufficient Funds	2 ATTEMPTS
750.1313C	Check - Non-Sufficient Funds \$500 or More	2 ATTEMPTS
750.131A	Check - No Account or Insufficient Funds	2 ATTEMPTS

TOTAL	.5	1	1.5	2	2.5	3	3.5	4	4.5	5	10	15	20	25	>25	LIFE	AVG
11,093	195	1,292	1,802	3,983	816	966	316	451	70	445	559	102	38	12	19	27	2.6
10,675	155	1,190	1,693	3,881	791	941	309	450	70	442	555	102	38	12	19	27	2.6
418	40	102	109	102	25	25	7	1		3	4						1.6
1					1												2.5
1											1						7.0
2			2														1.4
1		1															1.0
2											2						6.3
4			1	1	1							1					2.8
1					1												2.1
32	1	2	2	3	2	7	3	2		4	4		1	1			4.6
2				1							1						4.0
51	1	2	3	4	2	3		8		4	15	7	1		1		6.9
4			1			1					2						5.1
1,219	11	95	155	277	101	161	67	85	6	76	114	30	23	5	8	5	3.8
82	5	15	16	27	7	8	2			1	1						1.8
1,411	7	42	78	235	140	230	67	157	43	144	243	20	3		1	1	3.8
57	1	6	15	19	8	6				2							1.9
156	1	16	36	70	15	12	3	2		1							1.8
5	1		2	2													1.2
61		14	12	17	5	3	1	2		3	4						2.4
1				1													2.0
1										1							5.0
29		3	2	11	3	3			1	1	1	1	1	1		1	4.1
2			1					1									2.4
1		1															1.0
1			1														1.3
4		1	2	1													1.4
1		1															1.0
1	1																.5
9			7	1		1											1.6
2	1					1											1.6

NOTE: Be sure to check for related offense codes when examining a particular type of crime. They may or may not be in sequential order or even on the same page.

# C1a 2005 Total Prisoner Population by Minimum Term Distribution — Non-Assaultive Offenses

Page 3 of 11

C - 42

		GRAND TOTALS
		VIOLATIONS
		ATTEMPTS
		Max. Penalty
750.131A1	Check - No Account	2
		ATTEMPTS
750.131A2	Check - Non-Sufficient Funds - 3 Within 10 Days	2
		ATTEMPTS
750.157A	Compounding Offenses	5
		ATTEMPTS
750.157N	Financial Transaction Device - Steal/Retain/Possess	4
		ATTEMPTS
750.157N1	Financial Transaction Device - Steal/Retain w/o Consent	4
		ATTEMPTS
750.157N2	Financial Transaction Device - Possess Fraudulent One	4
		ATTEMPTS
750.157P	Financial Transaction Device - Possess w/Intent to Use/Sell	4
		ATTEMPTS
750.157Q	Financial Transaction Device - Illegal Sale/Use	4
		ATTEMPTS
750.157V	Financial Transaction Device - False ID	4
		ATTEMPTS
750.157W1C1	Financial Transaction Device - Fraud \$1,000 - < \$20,000	5
		ATTEMPTS
750.159I1	Criminal Enterprise - Conducting	20
		ATTEMPTS
750.159I3	Criminal Enterprise - Racketeering Proceeds	20
		ATTEMPTS
750.160	Dead Bodies - Disinterment and Mutilation	10
		ATTEMPTS
750.161	Desertion/Abandon/Non-Support	3
		ATTEMPTS
750.165	Child Support - Fail to Pay	4
		ATTEMPTS
750.174-B	Embezzlement - Agent or Trustee Over \$100	10
		ATTEMPTS
750.174	Embezzlement - Agent or Trustee	10
		ATTEMPTS
750.1744A	Embezzlement - Agent or Trustee \$1,000 - < \$20,000	5
		ATTEMPTS
750.1744B	Embezzlement - Agent or Trustee \$200 - < \$1,000, 2nd+ Offense	5
		ATTEMPTS
750.1745A	Embezzlement - Agent or Trustee \$20,000 or More	10
		ATTEMPTS

TOTAL	.5	1	1.5	2	2.5	3	3.5	4	4.5	5	10	15	20	25	>25	LIFE	AVG
11,093	195	1,292	1,802	3,983	816	966	316	451	70	445	559	102	38	12	19	27	2.6
10,675	155	1,190	1,693	3,881	791	941	309	450	70	442	555	102	38	12	19	27	2.6
418	40	102	109	102	25	25	7	1		3	4						1.6
25	2	3	13	5		1		1									1.4
6		2	2	1		1											1.5
6			1								1				1	3	22.1
2					2												2.5
58	2	17	19	12	5	2		1									1.5
2		2															.9
2	1	1															.7
12		6	4	1		1											1.3
14		7	5	1		1											1.3
1		1															.7
1			1														1.3
1			1														1.2
1	1																.3
41		2		3		2	3	1	2	8	12	7	1				6.6
2					1						1						6.2
6				2						1	2	1					5.6
5		1	1	2	1												1.7
1		1															1.0
75		8	15	39	7	4		2									1.8
12		3	9														1.2
8			2	1	1	1	1	1		1							2.8
2		1		1													1.5
5				2			2			1							3.1
30		6	8	9	3	2	1	1									1.7
3		1	1	1													1.3
1						1											3.0
24		2	4	5	4	1		2		4	2						2.9
1				1													1.7

NOTE: Be sure to check for related offense codes when examining a particular type of crime. They may or may not be in sequential order or even on the same page.



# C1a 2005 Total Prisoner Population by Minimum Term Distribution — Non-Assaultive Offenses

Page 4 of 11

C - 43

		GRAND TOTALS
		VIOLATIONS
		ATTEMPTS
		Max. Penalty
750.1745B	Embezzlement - Agent or Trustee \$1,000 - < \$20,000, 3rd+ Offense	10 ATTEMPTS
750.174A	Embezzlement - From Vulnerable Adult	10 ATTEMPTS
750.174A4A	Embezzlement - Vulnerable Adult \$1,000 - < \$20,000	5 ATTEMPTS
750.174A5A	Embezzlement - Vulnerable Adult \$20,000 or More	10 ATTEMPTS
750.176	Embezzlement - Administrator/Executor/Guardian	10 ATTEMPTS
750.183-A	Escape - Aiding Prisoner - Felony	7 ATTEMPTS
750.183	Escape - Aiding Prisoner	7 ATTEMPTS
750.186A	Escape - Juvenile Facility	4 ATTEMPTS
750.188	Escape - Officer Voluntarily Allowing	LIFE ATTEMPTS
750.193	Escape - Prison	5 ATTEMPTS
750.1951	Escape - From Misdemeanor Jail Sentence	2 ATTEMPTS
750.1952	Escape - From Felony Jail Sentence	4 ATTEMPTS
750.1971	Escape - Awaiting Trial For Misdemeanor	2 ATTEMPTS
750.1972	Escape - Awaiting Trial for Felony	4 ATTEMPTS
750.197A	Escape - Lawful Custody	1 ATTEMPTS
750.199A	Bond - Absconding or Forfeiting	4 ATTEMPTS
750.2153	Impersonate Peace Officer to Commit Crime	4 ATTEMPTS
750.218	False Pretenses w/Intent to Defraud	10 ATTEMPTS
750.2184A	False Pretenses - \$1,000 - < \$20,000	5 ATTEMPTS
750.2185A	False Pretenses - \$20,000 or More	10 ATTEMPTS

TOTAL	.5	1	1.5	2	2.5	3	3.5	4	4.5	5	10	15	20	25	>25	LIFE	AVG
11,093	195	1,292	1,802	3,983	816	966	316	451	70	445	559	102	38	12	19	27	2.6
10,675	155	1,190	1,693	3,881	791	941	309	450	70	442	555	102	38	12	19	27	2.6
418	40	102	109	102	25	25	7	1		3	4						1.6
1											1						6.3
1			1														1.5
2				1							1						4.2
2				1	1												2.1
1											1						7.0
2						1				1							3.6
1						1											3.0
6		1	2	2		1											1.7
1											1						6.0
95	7	32	17	24	4	4				2	3	1	1				2.0
2	2																.4
1		1															1.0
28		4	6	16	1	1											1.7
3		2	1														1.0
2			1	1													1.5
12	2	1	2	2		2	1	1		1							2.2
1				1													1.9
27	1	1	5	15	2	1				1	1						2.2
1				1													2.0
2				1						1							3.5
38	1	5	13	9	5	2	2			1							1.8
1			1														1.1
14		2	2	1	4	1	1	2			1						2.8
1							1										3.3

NOTE: Be sure to check for related offense codes when examining a particular type of crime. They may or may not be in sequential order or even on the same page.

# C1a 2005 Total Prisoner Population by Minimum Term Distribution — Non-Assaultive Offenses

Page 5 of 11

C - 44

		GRAND TOTALS
		VIOLATIONS
		ATTEMPTS
		Max. Penalty
750.218B	False Pretenses Over \$100	10 ATTEMPTS
750.219A2C1	Telecommunications - Avoid Payment \$1,000 - < \$20,000	5 ATTEMPTS
750.219E	Financial Institution - Unauthorized Credit Application	4 ATTEMPTS
750.2241-A	Weapons - Dangerous Weapon, Misc.	5 ATTEMPTS
750.224A	Weapons - Taser, Possess or Sale	4 ATTEMPTS
750.224B	Weapons - Firearms, Short-Barrel Shotgun/ Rifle	5 ATTEMPTS
750.224F	Weapons - Firearms, Possess by Felon	5 ATTEMPTS
750.226	Weapons - Dangerous Weapon, Carry w/Unlawful Intent	5 ATTEMPTS
750.227	Weapons - Carrying Concealed	5 ATTEMPTS
750.227B-A	Weapons - Felony Firearm	2 ATTEMPTS
750.227B-B	Weapons - Felony Firearm, 2nd Offense	5 ATTEMPTS
750.227B-C	Weapons - Felony Firearm, 3rd Offense	10 ATTEMPTS
750.227B	Weapons - Felony Firearm	10 ATTEMPTS
750.227C	Weapons - Firearms, Possess Loaded in Vehicle	2 ATTEMPTS
750.227G9A	Weapons - Body Armor - Possess/Use By Violent Felon	4 ATTEMPTS
750.230	Weapons - Firearms, Altering ID Marks	2 ATTEMPTS
750.237A1	Weapon-Free School Zones, General Felony Violations	5 ATTEMPTS
750.248	Forgery	14 ATTEMPTS
750.248A	Financial Transaction Device - Utter & Publish	4 ATTEMPTS
750.249	Uttering & Publishing	14 ATTEMPTS

TOTAL	.5	1	1.5	2	2.5	3	3.5	4	4.5	5	10	15	20	25	>25	LIFE	AVG
11,093	195	1,292	1,802	3,983	816	966	316	451	70	445	559	102	38	12	19	27	2.6
10,675	155	1,190	1,693	3,881	791	941	309	450	70	442	555	102	38	12	19	27	2.6
418	40	102	109	102	25	25	7	1		3	4						1.6
27	1		9	2	2	2	1	1		3	5				1		4.5
1					1												2.5
1	1																.5
3		1		1		1											1.9
5		1		2	2												1.9
2	1	1															.7
22		1	2	11	2	2	2			1				1			3.2
1			1														1.3
374	11	31	54	100	54	46	20	14	1	13	18	6		1	2	3	2.8
4	1	1	2														.9
20		2		7	3	2	1	2			2					1	2.7
1				1													2.0
215	8	32	39	64	19	18	19	3	1	2	4	2	1	1		2	2.3
14	2	5	1	5	1												1.2
1,559				1,542						16	1						2.0
19				19													2.0
58										58							5.0
3											3						10.0
40				32						8							2.6
2			1													1	1.2
1			1														1.3
1			1														1.3
1	1																.3
85		7	14	25	6	11	4	6	1	5	5	1					2.8
4		1	1		1	1											1.9
2		1		1													1.5
610	8	95	139	184	57	47	7	27		22	19	4	1				2.2
53	4	13	20	6	4	5		1									1.5

NOTE: Be sure to check for related offense codes when examining a particular type of crime. They may or may not be in sequential order or even on the same page.

# C1a 2005 Total Prisoner Population by Minimum Term Distribution — Non-Assaultive Offenses

Page 6 of 11

C - 45

		GRAND TOTALS
		VIOLATIONS
		ATTEMPTS
		Max. Penalty
750.252	Utter & Publish - Possess Counterfeit Note w/Intent	7 ATTEMPTS
750.253	Utter & Publish - Counterfeit Bills/Notes	5 ATTEMPTS
750.254	Utter & Publish - Possess Counterfeit Bank/State/Bills	5 ATTEMPTS
750.255	Counterfeiting - Possession of Tools	10 ATTEMPTS
750.260	Counterfeiting - Coins/Possess 5 or More	LIFE ATTEMPTS
750.285	Obtain Personal Identity Info w/o Permission	5 ATTEMPTS
750.356-A	Larceny - Over \$100 (obsolete)	5 ATTEMPTS
750.356	Larceny	10 ATTEMPTS
750.3562A	Larceny - \$20,000 or More	10 ATTEMPTS
750.3562B	Larceny - \$1,000 - < \$20,000, 3rd+ Offense	10 ATTEMPTS
750.3563A	Larceny - \$1,000 - < \$20,000	5 ATTEMPTS
750.3564A	Larceny - \$200 - < \$1,000	1 ATTEMPTS
750.356A-A	Larceny - From Motor Vehicle	5 ATTEMPTS
750.356A-B	Break and Enter - Vehicle Steal Property Over \$5	5 ATTEMPTS
750.356A-C	Break and Enter - Vehicle With Damage	5 ATTEMPTS
750.356A	Larceny - From Motor Vehicle	10 ATTEMPTS
750.356A1	Larceny - From Motor Vehicle	5 ATTEMPTS
750.356A2A	Break and Enter - Vehicle Steal Property Under \$200	MISD ATTEMPTS
750.356A2C1	Break and Enter - Vehicle Steal Property \$1,000 - < \$20,000	5 ATTEMPTS
750.356A2C2	Break and Enter - Vehicle Steal Prop \$200 - < \$1,000, 2nd+ Offense	5 ATTEMPTS

TOTAL	.5	1	1.5	2	2.5	3	3.5	4	4.5	5	10	15	20	25	>25	LIFE	AVG
11,093	195	1,292	1,802	3,983	816	966	316	451	70	445	559	102	38	12	19	27	2.6
10,675	155	1,190	1,693	3,881	791	941	309	450	70	442	555	102	38	12	19	27	2.6
418	40	102	109	102	25	25	7	1		3	4						1.6
1				1													2.0
3		1	1	1													1.4
3	1		2														1.0
1						1											3.0
1						1											3.0
13		1	4	5	1		1			1							2.1
12		1		6	1	1	1				1	1					3.3
9		1	1	1		2				1	1	1		1			6.5
6			2	1		2				1							2.6
1								1									4.0
52		11	13	18	6	2	1	1									1.7
1		1															1.0
2			1		1												2.0
2				1		1											2.5
1	1																.5
6		1	2	1	1	1											1.8
3			2	1													1.6
10	1	1	1	3		2					1				1		5.3
61	3	12	15	18	9	2	1				1						1.7
7	1	2	4														1.1
1		1															1.0
8			2	3	3												1.9
2			1	1													1.6

NOTE: Be sure to check for related offense codes when examining a particular type of crime. They may or may not be in sequential order or even on the same page.

# C1a 2005 Total Prisoner Population by Minimum Term Distribution — Non-Assaultive Offenses

Page 7 of 11

C - 46

	GRAND TOTALS	
	VIOLATIONS	
	ATTEMPTS	
	Max. Penalty	
750.356A2D1	Break and Enter - Vehicle Steal Property \$20,000 or More	10 ATTEMPTS
750.356A3	Break and Enter - Vehicle With Damage	5 ATTEMPTS
750.356AB	Break and Enter - Vehicle Steal Property Over \$5	5 ATTEMPTS
750.356AC	Break and Enter - Vehicle With Damage	5 ATTEMPTS
750.356B	Break and Enter - Coin Telephone	4 ATTEMPTS
750.356C	Retail Fraud - 1st Degree	5 ATTEMPTS
750.356D	Retail Fraud - 2nd Degree	1 ATTEMPTS
750.357	Larceny from Person	10 ATTEMPTS
750.357B	Weapons - Firearms - Larceny	5 ATTEMPTS
750.360	Larceny in Building	4 ATTEMPTS
750.362-A	Larceny By Conversion Over \$100 (obsolete)	5 ATTEMPTS
750.362	Larceny By Conversion	10 ATTEMPTS
750.3622A	Larceny by Conversion \$20,000 or More	10 ATTEMPTS
750.3623A	Larceny By Conversion \$1,000 - < \$20,000	5 ATTEMPTS
750.362A	Failure to Return Rented Property Over \$100 (obsolete)	10 ATTEMPTS
750.362A3A	Failure to Return Rented Property \$1,000 - < \$20,000	5 ATTEMPTS
750.3633A	Larceny by False Personation \$1,000 - < \$20,000	5 ATTEMPTS
750.377A	Malicious Destruction Personal Property	10 ATTEMPTS
750.377A1A1	Malicious Destruction Personal Property \$20,000 or More	10 ATTEMPTS
750.377A1B1	Malicious Destruction Personal Property \$1,000 - < \$20,000	5 ATTEMPTS

TOTAL	.5	1	1.5	2	2.5	3	3.5	4	4.5	5	10	15	20	25	>25	LIFE	AVG
11,093	195	1,292	1,802	3,983	816	966	316	451	70	445	559	102	38	12	19	27	2.6
10,675	155	1,190	1,693	3,881	791	941	309	450	70	442	555	102	38	12	19	27	2.6
418	40	102	109	102	25	25	7	1		3	4						1.6
3				1	1					1							3.0
100	12	27	35	14	5	6	1										1.4
2		1				1											1.9
2				1							1						4.5
1	1																.2
3		1	2														1.2
410	13	88	128	98	25	41	4	9	1	1	2						1.7
5	2	1	1	1													.9
2	1	1															.6
359	4	23	46	87	30	63	14	36	4	17	31	3	1				3.0
27	1	5	13	3	3	1	1										1.5
18		2	2	9	2	1				1	1						2.4
229	8	43	76	64	16	13		5	1	1	2						1.7
18	1	12	5														1.0
8		1	2	3		1		1									2.1
2		1												1			13.0
10		1		3	2	1	1	1			1						2.7
1				1													2.0
27			6	12	1	4		4									2.2
2		1										1					8.0
5		2	1	1		1											1.5
1			1														1.3
8		1	2	2	2		1										2.0
2				1			1										2.5
41	1	5	19	13		1	1			1							1.6

NOTE: Be sure to check for related offense codes when examining a particular type of crime. They may or may not be in sequential order or even on the same page.

# C1a 2005 Total Prisoner Population by Minimum Term Distribution — Non-Assaultive Offenses

Page 8 of 11

C - 47

			TOTAL	.5	1	1.5	2	2.5	3	3.5	4	4.5	5	10	15	20	25	>25	LIFE	AVG
GRAND TOTALS			11,093	195	1,292	1,802	3,983	816	966	316	451	70	445	559	102	38	12	19	27	2.6
VIOLATIONS			10,675	155	1,190	1,693	3,881	791	941	309	450	70	442	555	102	38	12	19	27	2.6
ATTEMPTS			418	40	102	109	102	25	25	7	1		3	4						1.6
Max. Penalty																				
750.377A1D	Malicious Destruction Personal Property Under \$200	MISD ATTEMPTS	1								1									3.9
750.377AA	Malicious Destruction Personal Property	4 ATTEMPTS	9		2	2	3	1	1											1.7
750.380	Malicious Destruction Building	10 ATTEMPTS	2				1						1							3.5
750.3803A	Malicious Destruction Building \$1,000 - < \$20,000	5 ATTEMPTS	16		3	5	6	1	1											1.6
750.380A	Malicious Destruction Building Over \$100 (obsolete)	4 ATTEMPTS	2	1		1														.9
750.383A	MDOP - Utility Property	4 ATTEMPTS	1			1														1.3
750.411A1B	False Report of a Felony	4 ATTEMPTS	2				2													2.0
750.411A2	False Bomb Threat	4 ATTEMPTS	19	1	1	7	5	3		1	1									1.8
750.411A3A	False Report/Threat of Bomb/Harmful Device	10 ATTEMPTS	2		2									1						1.0
750.411N	Money Laundering - 2nd Degree	4 ATTEMPTS	4			1	1	1							1					4.3
750.411O	Money Laundering - 1st Degree	4 ATTEMPTS	5			2	2					1								2.1
750.413	Motor Vehicle - Unlawfully Driving Away	10 ATTEMPTS	1			1														1.5
750.414	Motor Vehicle - Unlawful Use	20 ATTEMPTS	2								1			1						5.7
750.422-A	Perjury - Court Proceeding Capital Crime	5 ATTEMPTS	382	2	52	98	124	35	34	7	14	1	5	8	1				1	2.0
750.422-B	Perjury - Court Proceeding	2 ATTEMPTS	12	2	3	6	1													1.1
750.422	Perjury - Court Proceeding	15 ATTEMPTS	48	1	13	25	5	2	1				1							1.4
750.422-A	Perjury - Court Proceeding	LIFE ATTEMPTS	1											1						6.5
750.422-B	Perjury - Court Proceeding	15 ATTEMPTS	1									1								4.5
750.422	Perjury - Court Proceeding	LIFE ATTEMPTS	6			1		1					1	2				1		8.8
750.423	Perjury - Other Than Court Proceeding	15 ATTEMPTS	1						1						1					3.0
750.424-A	Perjury - Subornation, Other Than Court Proceeding	15 ATTEMPTS	1				1													9.0
750.424-B	Perjury - Subornation, Court Proceeding	15 ATTEMPTS	1										1							1.7
750.424	Perjury - Subornation	15 ATTEMPTS	1											1						5.0
750.424	Perjury - Subornation	15 ATTEMPTS	1											1						10.0

NOTE: Be sure to check for related offense codes when examining a particular type of crime. They may or may not be in sequential order or even on the same page.

# C1a 2005 Total Prisoner Population by Minimum Term Distribution — Non-Assaultive Offenses

Page 9 of 11

C - 48

		GRAND TOTALS
		VIOLATIONS
		ATTEMPTS
		Max. Penalty
750.425-B	Perjury - Incite/Procure, Court Proceeding	5 ATTEMPTS
750.425	Perjury - Incite/Procure	5 ATTEMPTS
750.451-B	Prostitution - 3rd Offense	2 ATTEMPTS
750.451-D	Prostitution - 3rd+ Offense	2 ATTEMPTS
750.478A2	Public Officer - Attempt to Obstruct Official Duties	2 ATTEMPTS
750.483A6A	Tamper w/Evidence	4 ATTEMPTS
750.483A6B	Tamper w/Evidence - Criminal Case Max > 10 yr Term	10 ATTEMPTS
750.502D	Anhydrous Ammonia Container, Unauthorized Tampering	4 ATTEMPTS
750.505-A	Obstruction of Justice	5 ATTEMPTS
750.505-B	Accessory After the Fact to Felony	5 ATTEMPTS
750.505	Common Law Offenses	5 ATTEMPTS
750.50B	Animals - Killing/Torturing	4 ATTEMPTS
750.535-A	Stolen Property - Rec & Conc Over \$100 (obsolete)	5 ATTEMPTS
750.535	Stolen Property - Rec & Conc	10 ATTEMPTS
750.5352A	Stolen Property - Rec & Conc \$20,000 or More	10 ATTEMPTS
750.5352B	Stolen Property - Rec & Conc \$1,000 - < \$20,000, 3rd+ Offense	10 ATTEMPTS
750.5353A	Stolen Property - Rec & Conc \$1,000 - < \$20,000	5 ATTEMPTS
750.5353B	Stolen Property - Rec & Conc \$200 - < \$1,000, 2nd+ Offense	5 ATTEMPTS
750.5354A	Stolen Property - Rec & Conc \$200 - < \$1,000	1 ATTEMPTS
750.5357	Stolen Property - Rec & Conc Motor Vehicle	5 ATTEMPTS

TOTAL	.5	1	1.5	2	2.5	3	3.5	4	4.5	5	10	15	20	25	>25	LIFE	AVG
11,093	195	1,292	1,802	3,983	816	966	316	451	70	445	559	102	38	12	19	27	2.6
10,675	155	1,190	1,693	3,881	791	941	309	450	70	442	555	102	38	12	19	27	2.6
418	40	102	109	102	25	25	7	1		3	4						1.6
1		1															1.0
1											1						10.0
3		2	1														1.1
8		3	3	2													1.3
1	1																.5
1					1												2.3
1						1											3.0
3			1	2													1.7
9			2	2	1		1	1	1		1						3.0
33		3	3	16	3	3	2	1				1	1				2.9
3													1		2		30.0
6		1	3	1		1											1.6
51	1	8	7	13	3	11	1	1		2	3	1					2.7
2				2													1.8
22		3	1	2		2	2	1		2	3	4			1	1	6.8
1			1														1.2
54	1	11	7	15	5	6	1	2		1	4	1					2.6
2		1		1			1										1.5
2				1			1										2.7
238	10	58	58	57	19	16	11	6	1	1						1	1.7
3			1	1			1										2.3
2			1	1													1.7
1				1													2.0
201	7	104	41	30	6	9		2	1		1						1.3
4		3	1														.9

NOTE: Be sure to check for related offense codes when examining a particular type of crime. They may or may not be in sequential order or even on the same page.

# C1a 2005 Total Prisoner Population by Minimum Term Distribution — Non-Assaultive Offenses

Page 10 of 11

C - 49

		GRAND TOTALS
		VIOLATIONS
		ATTEMPTS
		Max. Penalty
750.535A	Motor Vehicles - Operating a Chop Shop	10 ATTEMPTS
750.535A2	Motor Vehicles - Operating a Chop Shop	10 ATTEMPTS
750.535B	Weapons - Firearms - Receive & Conceal	10 ATTEMPTS
750.540	Telephone - Tap/Cut Lines	2 ATTEMPTS
750.543M	False Report or Threat of Terrorism	20 ATTEMPTS
752.10031	Health Care Fraud - False Claim	4 ATTEMPTS
752.794B	Computers - Fraudulent Access Over \$100	1 ATTEMPTS
752.7973C	Computers - Use to Commit Crime	4 ATTEMPTS
	Max 2 - < 4 yrs	
752.7973D	Computers - Use to Commit Crime	7 ATTEMPTS
	Max 4 - < 10 yrs	
752.7973E	Computers - Use to Commit Crime	10 ATTEMPTS
	Max 10 - < 20 yrs	
752.7973F	Computers - Use to Commit Crime	20 ATTEMPTS
	Max 20 yrs or More	
752.811A	Break & Enter - Coin-Operated Device	3 ATTEMPTS
769.12	Habitual Offender - 4th Offense	LIFE ATTEMPTS
800.281	Prisons - Contraband	5 ATTEMPTS
800.2811	Prisons - Furnish Contraband to Prisoner	5 ATTEMPTS
	In Prison	
800.2813	Prisons - Bringing Contraband Into	5 ATTEMPTS
800.2814	Prisons - Prisoner Possessing Contraband	5 ATTEMPTS
800.283	Prisons - Weapons	5 ATTEMPTS
800.2834	Prisons - Prisoner Possessing Weapon	5 ATTEMPTS
801.2622	Jails - Prisoner Possess Weapon	5 ATTEMPTS

TOTAL	.5	1	1.5	2	2.5	3	3.5	4	4.5	5	10	15	20	25	>25	LIFE	AVG
11,093	195	1,292	1,802	3,983	816	966	316	451	70	445	559	102	38	12	19	27	2.6
10,675	155	1,190	1,693	3,881	791	941	309	450	70	442	555	102	38	12	19	27	2.6
418	40	102	109	102	25	25	7	1		3	4						1.6
5				2		2						1					5.0
8		6	1	1													1.1
33		4	5	11	4	5		2		2							2.2
3				2		1											2.2
15		4	3	5	3												1.6
2							1				1						5.1
1							1										3.2
1			1														1.2
1							1										3.5
1		1															1.0
6		1	3	1	1												1.5
1				1													1.7
1									1								4.5
2					2												2.5
5		1	3	1													1.4
1	1																.3
7																7	
1				1													1.7
2	2																.5
5		2	1	1		1											1.7
1		1															1.0
59	3	23	19	8	4			1			1						1.4
7	3	3	1														.7
1												1					15.0
96	4	40	14	16	3	9	2	2		2	1	2	1				2.1
20	10	10															.7
3			1	1							1						3.2
1		1															.8

NOTE: Be sure to check for related offense codes when examining a particular type of crime. They may or may not be in sequential order or even on the same page.

# C1a 2005 Total Prisoner Population by Minimum Term Distribution — Non-Assaultive Offenses

Page 11 of 11

			TOTAL	.5	1	1.5	2	2.5	3	3.5	4	4.5	5	10	15	20	25	>25	LIFE	AVG	
GRAND TOTALS			11,093	195	1,292	1,802	3,983	816	966	316	451	70	445	559	102	38	12	19	27	2.6	
VIOLATIONS			10,675	155	1,190	1,693	3,881	791	941	309	450	70	442	555	102	38	12	19	27	2.6	
ATTEMPTS			418	40	102	109	102	25	25	7	1		3	4						1.6	
Max. Penalty																					
801.2631	Jails - Furnish Contraband to Prisoner	5	1		1																1.3
ATTEMPTS																					
801.2632	Jails - Prisoner Possessing Contraband	5	5		1		2	2													2.2
ATTEMPTS			1			1															1.3

**NOTE: Be sure to check for related offense codes when examining a particular type of crime. They may or may not be in sequential order or even on the same page.**

Largest minimum term for each prisoner is reported.

When minimum terms exceed maximum penalties, it may be due to anomalies in criminal justice practices, habitualized offenses, database errors, etc.

Each minimum term category is rounded up from the preceding category (for example, the ten-year category includes all minimums longer than five years up to exactly ten years).

Minimum term averages are based on raw data (with life sentences excluded from the calculations).

Source: Corrections Management Information System (CMIS)



# C1b 2005 Total Prisoner Population by Minimum Term Distribution — Drug Offenses

Page 1 of 3

C - 51

	GRAND TOTALS																	
	VIOLATIONS																	
	ATTEMPTS																	
	Max. Penalty																	
333.17766A3	Contr. Sub - Steroids Delivery	7																
	ATTEMPTS																	
333.17766C1	Contr. Sub - Ephedrine/Pseudoephedrine	2																
	Possess Over 12 Grams	ATTEMPTS																
333.73413	Contr. Sub - Imitation Mfg/Distribution	2																
	ATTEMPTS																	
333.7401	Contr. Sub - Delivery/Manufacture	LIFE																
	ATTEMPTS																	
333.74012A	Contr. Sub - Delivery/Manufacture	LIFE																
	(Narcotic or Cocaine)	ATTEMPTS																
333.74012A1	Contr. Sub - Del/Mfg (Narc. or Cocaine)	LIFE																
	1,000 or More Grams	ATTEMPTS																
333.74012A2	Contr. Sub - Del/Mfg (Narc. or Cocaine)	30																
	450 - 999 Grams	ATTEMPTS																
333.74012A3	Contr. Sub - Del/Mfg (Narc. or Cocaine)	20																
	50 - 449 Grams	ATTEMPTS																
333.74012A4	Contr. Sub - Del/Mfg (Narc. or Cocaine)	20																
	Under 50 Grams	ATTEMPTS																
333.74012B-A	Contr. Sub - Del/Mfg (Schedules 1-3),	7																
	Except Marij & Cocaine	ATTEMPTS																
333.74012B-B	Contr. Sub - Del/Mfg (Subs added	7																
	Schedules 1-3 by Rule)	ATTEMPTS																
333.74012B	Contr. Sub - Del/Mfg (Schedules 1-3),	20																
	Methamphetamine/Ecstasy	ATTEMPTS																
333.74012B1	Contr. Sub - Del/Mfg Methamphetamine/	20																
	Ecstasy	ATTEMPTS																
333.74012C-A	Contr. Sub - Del/Mfg (Schedule 4)	4																
	ATTEMPTS																	
333.74012C	Contr. Sub - Del/Mfg (Schedule 4, or	4																
	Added by Rule)	ATTEMPTS																
333.74012D	Contr. Sub - Del/Mfg (Schedule 5)	2																
	ATTEMPTS																	
333.74012D1	Contr. Sub - Del/Mfg 45 or More	15																
	Kilograms Marijuana	ATTEMPTS																
333.74012D2	Contr. Sub - Del/Mfg 5 - < 45 Kilograms	7																
	Marijuana	ATTEMPTS																
333.74012D3	Contr. Sub - Del/Mfg Marijuana	4																
	ATTEMPTS																	
333.74012F	Prescription Forms - Del/Mfg/Intent	7																
	ATTEMPTS																	

TOTAL	.5	1	1.5	2	2.5	3	3.5	4	4.5	5	10	15	20	25	>25	LIFE	AVG
4,314	73	581	596	816	228	373	83	168	96	244	644	108	112	12	14	166	4.0
4,201	59	541	581	792	225	369	78	168	96	243	640	107	111	12	13	166	4.1
113	14	40	15	24	3	4	5			1	4	1	1		1		2.2
1								1									4.0
1		1															1.0
17	1	7	5	1	1	2											1.3
2									1							1	4.3
6				1												5	2.0
205					1	2		3		2	20	17	28	4	10	118	16.0
2													1		1		30.0
219				2	1	10	2	5	8	13	65	41	65	4	2	1	12.5
601		6	5	26	16	47	15	32	32	88	306	22	1	1		4	6.5
2	1				1												1.3
1,602	13	299	278	411	107	166	36	70	12	83	101	17	4	3		2	2.6
76	9	35	11	12	1	3	1			1	2	1					1.6
17		2	4	5	1	2	1				2						2.5
1	1																.3
4									1	1	1		1				9.0
175	1	3	3	15	17	33	9	14	26	18	34	1	1				4.2
5		1		1	1		1				1						3.3
2				2													1.9
1		1															1.0
2				2													1.8
24			5	10		2	2	3			2						2.5
3				1	1					1							2.9
221	4	47	65	66	17	12	2	7			1						1.7
4	1	1	1	1													1.0
2			1	1													1.7

NOTE: Be sure to check for related offense codes when examining a particular type of crime. They may or may not be in sequential order or even on the same page.

# C1b 2005 Total Prisoner Population by Minimum Term Distribution — Drug Offenses

Page 2 of 3

C - 52

	GRAND TOTALS
	VIOLATIONS
	ATTEMPTS
	Max. Penalty
333.7401B3A Contr. Sub - Del/Mfg GBL	7
	ATTEMPTS
333.7401C2A Contr. Sub - Operate/Maintain A Lab	10
	ATTEMPTS
333.7401C2B Contr. Sub - Operate/Maintain Lab Near Minor	20
	ATTEMPTS
333.7401C2C Contr. Sub - Operate/Maintain Lab Involve Hazardous Waste	20
	ATTEMPTS
333.7401C2D Contr. Sub - Operate/Maintain Lab Near Specified Places	20
	ATTEMPTS
333.7401C2E Contr. Sub - Operate/Maintain Lab Involve Firearm	25
	ATTEMPTS
333.7401C2F Contr. Sub - Operate/Maintain Lab Involve Methamphetamine	20
	ATTEMPTS
333.74022A Contr. Sub - Create/Del/Counterfeit Sub (Narc/Meth/Ecstasy)	10
	ATTEMPTS
333.74022B Contr. Sub - Create/Del/Counterfeit Sub (Schedules 1-3)	5
	ATTEMPTS
333.7403 Contr. Sub - Possession	LIFE
	ATTEMPTS
333.74032A1 Contr. Sub - Poss (Narcotic/Cocaine) 1,000 or More Grams	LIFE
	ATTEMPTS
333.74032A2 Contr. Sub - Poss (Narcotic/Cocaine) 450 - 999 Grams	30
	ATTEMPTS
333.74032A3 Contr. Sub - Poss (Narcotic/Cocaine) 50 - 449 Grams	20
	ATTEMPTS
333.74032A4 Contr. Sub - Poss (Narcotic/Cocaine) 25 - 49 Grams	4
	ATTEMPTS
333.74032A5 Contr. Sub - Poss (Narcotic/Cocaine) Under 25 Grams	4
	ATTEMPTS
333.74032B-A Contr. Sub - Poss Analogues or Schedules 1-4	2
	ATTEMPTS
333.74032B-B Contr. Sub - Poss (Sub Added to Schedules 1-4 by Rule)	2
	ATTEMPTS
333.74032B1 Contr. Sub - Poss Methamphetamine/Ecstasy	10
	ATTEMPTS
333.74032D Contr. Sub - Poss Marijuana	1
	ATTEMPTS
333.74042A Contr. Sub - Use (Narcotic/Cocaine/Meth/Ecstasy)	1
	ATTEMPTS

TOTAL	.5	1	1.5	2	2.5	3	3.5	4	4.5	5	10	15	20	25	>25	LIFE	AVG
4,314	73	581	596	816	228	373	83	168	96	244	644	108	112	12	14	166	4.0
4,201	59	541	581	792	225	369	78	168	96	243	640	107	111	12	13	166	4.1
113	14	40	15	24	3	4	5			1	4	1	1		1		2.2
1				1													2.0
40		3	4	10	2	12	2	3		2	1	1					2.8
1							1										3.3
3									1		2						6.0
28					3	6	2	1	1	5	10						4.9
42				5	3	12	1		6	3	11	1					4.4
2				2													1.9
2					1						1						5.2
64				9	4	17	1	3	5	7	17	1					4.3
2				1							1						4.2
1				1													1.9
1				1													1.9
1						1											3.0
37													3			34	19.1
27						1			2	1	11	3	8		1		13.0
69				4	1	2	2	7	1	10	40	1				1	6.7
10		2	3	2		1		2									2.0
545	34	132	148	146	35	28		11		7	4						1.6
8	2	3	2			1											1.1
8		2	5				1										1.4
1			1														1.5
106	1	8	23	42	13	5	2	6		2	4						2.2
6				6													1.9
28	4	12	10			1					1						1.3
10		6	4														1.1

NOTE: Be sure to check for related offense codes when examining a particular type of crime. They may or may not be in sequential order or even on the same page.

# C1b 2005 Total Prisoner Population by Minimum Term Distribution — Drug Offenses

Page 3 of 3

C-53

GRAND TOTALS		
VIOLATIONS		
ATTEMPTS		
Max. Penalty		
333.7405D	Contr. Sub - Maintaining a Drug House	2
ATTEMPTS		
333.74071C	Contr. Sub - Obtain by Fraud	4
ATTEMPTS		
333.74071G	Contr. Sub - Counterfeit Prescription Form	4
ATTEMPTS		
333.7407A-A	Contr. Sub - Induce Person to Commit	LIFE
Felony		ATTEMPTS
333.7407A1-A	Contr. Sub - Attempt Felony	LIFE
ATTEMPTS		
333.7407A1	Contr. Sub - Attempt (Felony/ Misdemeanor/High Misdemeanor)	LIFE
ATTEMPTS		
333.7410	Contr. Sub - Delivery to Minor/Possess on School Property	60
ATTEMPTS		
333.74101-A	Contr. Sub - Delivery to Minor (Narcotic/ Cocaine) < 50 Grams	40
ATTEMPTS		
333.74101-B	Contr. Sub - Delivery to Minor (Sched. 1-3, Except Marij/Cocaine)	14
ATTEMPTS		
333.74101-D	Contr. Sub - Delivery to Minor (Sched. 4 and Marijuana)	8
ATTEMPTS		
333.74102-A	Contr. Sub - Del on School Property (Narc/Cocaine) < 50 Grams	60
ATTEMPTS		
333.74103	Contr. Sub - Poss w/Int Del on School Prop (Narc/Cocaine) < 50 Grams	40
ATTEMPTS		
333.74132	Contr. Sub - 2nd+ Offense - Double Penalty	LIFE
ATTEMPTS		
333.7416	Contr. Sub - Induce Minor to Commit Felony	LIFE
ATTEMPTS		

TOTAL	.5	1	1.5	2	2.5	3	3.5	4	4.5	5	10	15	20	25	>25	LIFE	AVG
4,314	73	581	596	816	228	373	83	168	96	244	644	108	112	12	14	166	4.0
4,201	59	541	581	792	225	369	78	168	96	243	640	107	111	12	13	166	4.1
113	14	40	15	24	3	4	5			1	4	1	1		1		2.2
14		5	6			3											1.4
12		1	6	3	1	1											1.7
1		1															1.0
1			1														1.3
1				1													2.0
5	1		1	1		2											1.9
2				1			1										2.6
1							1										3.3
1											1						10.0
5				1							2	2					9.6
1				1													1.9
7		1	2	3		1											1.8
11				11													2.0
6		1		4							1						2.5
7		1	2	3							1						2.8
1											1						10.0

**NOTE: Be sure to check for related offense codes when examining a particular type of crime. They may or may not be in sequential order or even on the same page.**

Largest minimum term for each prisoner is reported.

When minimum terms exceed maximum penalties, it may be due to anomalies in criminal justice practices, habitualized offenses, database errors, etc.

Each minimum term category is rounded up from the preceding category (for example, the ten-year category includes all minimums longer than five years up to exactly ten years).

Minimum term averages are based on raw data (with life sentences excluded from the calculations).

Source: Corrections Management Information System (CMIS)

# C1c 2005 Total Prisoner Population by Minimum Term Distribution — Assaultive Offenses

Page 1 of 10

C - 54

GRAND TOTALS		
VIOLATIONS		
ATTEMPTS		
Max. Penalty		
257.602A	Police Officer - Fleeing - Vehicle Code	15 ATTEMPTS
257.602A2	Police Officer - Fleeing - 4th Degree Vehicle Code	2 ATTEMPTS
257.602A3-A	Police Officer - Fleeing - 3rd Degree Vehicle Code	5 ATTEMPTS
257.602A3	Police Officer - Fleeing - 3rd Degree Vehicle Code	5 ATTEMPTS
257.602A4	Police Officer - Fleeing - Vehicle Code	4 ATTEMPTS
	Serious Body Injury	
257.602A4-A	Police Officer - Fleeing - 2nd Degree Vehicle Code	10 ATTEMPTS
257.617	Fail to Stop at Accident - Result Serious Impairment/Death	5 ATTEMPTS
257.6173	Fail to Stop at Accident - At Fault Death Resulting	15 ATTEMPTS
257.6254	OWI - Causing Death	15 ATTEMPTS
257.6254A	OWI - Causing Death	15 ATTEMPTS
257.6255-A	OWI - Causing Serious Injury	5 ATTEMPTS
257.626C	Driving - Felonious	2 ATTEMPTS
257.9044	Operate - License Suspended/Revoked/ Denied Cause Death	15 ATTEMPTS
257.9045	Operate - License Suspended/Revoked/ Denied Cause Serious Injury	5 ATTEMPTS
324.51510	Fires - Willfully Set Forests	10 ATTEMPTS
324.801764	Marine Safety, OUIL Cause Death	15 ATTEMPTS
324.811347	ORV - OUIL Causing Death	15 ATTEMPTS
333.5210	AIDS - Sexual Penetration with Uninformed Partner	4 ATTEMPTS
436.17012	Alcohol - Sell/Furnish to Minor Cause Death	10 ATTEMPTS
722.675	Children - Distributing Obscene Matter to	2 ATTEMPTS

TOTAL	.5	1	1.5	2	2.5	3	3.5	4	4.5	5	10	15	20	25	>25	LIFE	AVG
33,789	89	907	1,388	2,485	1,128	1,947	767	1,403	649	2,255	7,135	3,396	2,420	1,452	1,724	4,644	9.9
33,077	80	823	1,243	2,275	1,082	1,910	726	1,394	645	2,240	7,103	3,375	2,401	1,444	1,718	4,618	10.1
712	9	84	145	210	46	37	41	9	4	15	32	21	19	8	6	26	3.6
1											1						10.0
30	1	5	17	4	2	1											1.4
270	7	69	66	72	21	16	4	9	1	2	3						1.7
2				1		1											2.4
1		1															1.0
2					1		1										2.8
43	2	5	5	6	5	8	3			4	5						3.0
2				2													1.8
30		2	4	12		4	2	3			3						2.9
12			1	2		3	2	2	1		1						3.4
209		2	2	13	12	20	5	23	8	25	90	8	1				5.5
5				1	1		3										2.8
1											1						6.0
71		2	11	29	8	6	8			3	3	1					2.6
1			1														1.3
24			1		2		1	1	3	5	9	1	1				6.2
11				5	2	1		3									2.6
1				1													2.0
1					1												2.4
1											1						7.2
2								1			1						5.7
1									1								4.2
3			2							1							2.5

NOTE: Be sure to check for related offense codes when examining a particular type of crime. They may or may not be in sequential order or even on the same page.

# C1c 2005 Total Prisoner Population by Minimum Term Distribution — Assaultive Offenses

Page 2 of 10

C - 55

		GRAND TOTALS
	VIOLATIONS	33,789
	ATTEMPTS	33,077
	Max. Penalty	712
750.10A	Sexually Delinquent Person	LIFE ATTEMPTS
750.110A2	Home Invasion - 1st Degree	20 ATTEMPTS
750.1227B	Witness - Bribe/Intimidate/Interfere Max > 10 yrs	10 ATTEMPTS
750.1227C	Witness - Intimidate/Threaten to Kill or Injure	15 ATTEMPTS
750.1228	Witness - Retaliate Against	10 ATTEMPTS
750.136A	Torturing Children	10 ATTEMPTS
750.136B	Child Abuse	15 ATTEMPTS
750.136B2	Child Abuse - 1st Degree	15 ATTEMPTS
750.136B3	Child Abuse - 2nd Degree	4 ATTEMPTS
750.136B4	Child Abuse - 3rd Degree	2 ATTEMPTS
750.145A	Accost/Solicit Child for Immoral Purposes	1 ATTEMPTS
750.145A-A	Children - Accosting for Immoral Purposes	4 ATTEMPTS
750.145B	Children - Accosting for Immoral Purposes, 2nd+ Offense	4 ATTEMPTS
750.145C	Child Sexually Abusive Activity	20 ATTEMPTS
750.145C2	Child Sexually Abusive Activity	20 ATTEMPTS
750.145C3	Child Sexually Abusive Activity, Promote or Distribute	7 ATTEMPTS
750.145C4-A	Child Sexually Abusive Material, Possess	4 ATTEMPTS
750.145D2	Computer/Internet - Comm w/Other to Commit Crime	20 ATTEMPTS
750.145D2B	Computer/Internet - Comm w/Other Plan Crime Max 1 - < 2 yrs	2 ATTEMPTS
750.145D2D	Computer/Internet - Comm w/Other Plan Crime Max 4 - < 10 yrs	10 ATTEMPTS

TOTAL	.5	1	1.5	2	2.5	3	3.5	4	4.5	5	10	15	20	25	>25	LIFE	AVG
33,789	89	907	1,388	2,485	1,128	1,947	767	1,403	649	2,255	7,135	3,396	2,420	1,452	1,724	4,644	9.9
33,077	80	823	1,243	2,275	1,082	1,910	726	1,394	645	2,240	7,103	3,375	2,401	1,444	1,718	4,618	10.1
712	9	84	145	210	46	37	41	9	4	15	32	21	19	8	6	26	3.6
11	1	1		3		3				1	2						3.0
1					1												2.5
1,416		15	39	85	65	140	26	85	99	163	547	105	33	10	3	1	6.2
40		8	11	13	1	3	2				2						2.0
2										2							5.0
6					2		1		1	2							3.7
2				1		1											2.3
1															1		30.0
3										1	1	1					10.0
142		2	4	11	5	17	8	9	1	23	53	5	2	1	1		5.9
3				2			1										2.3
38		4	5	17	3	4		3			2						2.4
2			2														1.4
13		3	8	1	1												1.3
7			2	2		3											2.1
22		5	2	11	2	2											1.8
2			2														1.2
1								1									4.0
3						1					2						5.6
110		1	7	12	7	10	1	6	4	18	31	12	1				5.8
3		1	1				1										1.9
11		1	2	3	1		2			2							2.5
10			7	2	1												1.5
3				1					1		1						4.1
1		1															.9
8			3	3		1	1										1.9

NOTE: Be sure to check for related offense codes when examining a particular type of crime. They may or may not be in sequential order or even on the same page.

# C1c 2005 Total Prisoner Population by Minimum Term Distribution — Assaultive Offenses

Page 3 of 10

C - 56

		GRAND TOTALS
		VIOLATIONS
		ATTEMPTS
		Max. Penalty
750.145D2E	Computer/Internet - Comm w/Other Plan Crime Max 10 - < 15 yrs	15 ATTEMPTS
750.145D2F	Computer/Internet - Comm w/Other Plan Crime Max 15+ yrs	20 ATTEMPTS
750.145N1	Vulnerable Adult Abuse - 1st Degree	15 ATTEMPTS
750.145N3	Vulnerable Adult Abuse - 3rd Degree	2 ATTEMPTS
750.157B	Homicide - Solicitation of Murder	LIFE ATTEMPTS
750.157B2	Homicide - Solicitation of Murder	LIFE ATTEMPTS
750.157C	Minors - Induce to Commit Felony	LIFE ATTEMPTS
750.158	Sodomy	15 ATTEMPTS
750.197C-A	Assault of Prison Employee	4 ATTEMPTS
750.197C	Escape - From Jail Through Violence or Assault Prison Employee	4 ATTEMPTS
750.204A	Explosives - Send w/Intent to Frighten	5 ATTEMPTS
750.206	Explosives - Place w/Intent to Damage	25 ATTEMPTS
750.207	Explosives - Place Near Property	LIFE ATTEMPTS
750.2072B	Explosives - Place Near Property Causing Property Damage	20 ATTEMPTS
750.208	Explosives - Aiding/Abetting Placement	15 ATTEMPTS
750.209-B	Explosives - Place Offensive Substance w/Intent To Alarm	5 ATTEMPTS
750.209	Explosives - Place Offensive Substance w/Intent	LIFE ATTEMPTS
750.209A	Explosives - Possess w/Intent to Terrorize	10 ATTEMPTS
750.2102A	Explosives - Possess Bomb w/Unlawful Intent	15 ATTEMPTS
750.211A2A	Explosives - Mfg/Poss Explosive/Other w/Malicious Intent	15 ATTEMPTS

TOTAL	.5	1	1.5	2	2.5	3	3.5	4	4.5	5	10	15	20	25	>25	LIFE	AVG
33,789	89	907	1,388	2,485	1,128	1,947	767	1,403	649	2,255	7,135	3,396	2,420	1,452	1,724	4,644	9.9
33,077	80	823	1,243	2,275	1,082	1,910	726	1,394	645	2,240	7,103	3,375	2,401	1,444	1,718	4,618	10.1
712	9	84	145	210	46	37	41	9	4	15	32	21	19	8	6	26	3.6
3				1					1		1						4.0
35	1	11	3	7	2	4	1	1	1	1	3						2.3
1						1											3.0
1			1														1.1
9											1	2			4	2	25.2
16				1	1	1		1		2	5	1	3		1		10.3
2										1						1	4.8
5		1	1	1							2						3.6
1				1													2.0
85	1	19	21	25	6	5		5	1	1	1						1.8
8		7	1														1.0
94	3	28	6	27	7	9	3	2	2	2	5						2.2
18	1	14	2	1													1.0
1				1													1.9
4						1				1	1			1			10.1
3												1				2	15.0
2					1							1					7.1
3				1									1		1		18.3
2						1	1										3.2
1											1						7.0
1				1													2.0
2				1							1						4.6
11		1	1	2	1	1	1			2	2						3.8

NOTE: Be sure to check for related offense codes when examining a particular type of crime. They may or may not be in sequential order or even on the same page.

# C1c 2005 Total Prisoner Population by Minimum Term Distribution — Assaultive Offenses

Page 4 of 10

C - 57

GRAND TOTALS		
VIOLATIONS		
ATTEMPTS		
Max. Penalty		
750.211A2B	Exposives - Mfg/Poss Molotov Cocktail/ Other w/Property Damage	20 ATTEMPTS
750.211A2C	Exposives - Mfg/Poss Molotov Cocktail/ Other w/Physical Injury	25 ATTEMPTS
750.213	Extortion	20 ATTEMPTS
750.224D2	Weapons - Dangerous Weapon, Self-Defense Spray	2 ATTEMPTS
750.234A	Weapons - Firearms, Discharge from Vehicle	4 ATTEMPTS
750.234B	Weapons - Firearms, Discharge in/at Bldg.	4 ATTEMPTS
750.2411	Obstructing Fireman/Public Utility Maintenance Person	4 ATTEMPTS
750.316-A	Homicide - Murder 1st Degree, Premeditated	LIFE ATTEMPTS
750.316-B	Homicide - Felony Murder	LIFE ATTEMPTS
750.316-C	Homicide - Open Murder, Statutory Short Form	LIFE ATTEMPTS
750.316	Homicide	LIFE ATTEMPTS
750.317	Homicide - Murder 2nd Degree	LIFE ATTEMPTS
750.321-A	Homicide - Manslaughter, Statutory Short Form	15 ATTEMPTS
750.321-C	Homicide - Manslaughter, Involuntary	15 ATTEMPTS
750.321-E	Homicide - Manslaughter with Motor Vehicle	15 ATTEMPTS
750.321	Homicide - Manslaughter	15 ATTEMPTS
750.322	Homicide - Willful Killing of Unborn Child	15 ATTEMPTS
750.324	Homicide - Negligent Homicide	2 ATTEMPTS
750.329	Homicide - Manslaughter, Death by Weapon Aimed w/out Malice	15 ATTEMPTS
750.329A	Suicide - Assisting	5 ATTEMPTS

TOTAL	.5	1	1.5	2	2.5	3	3.5	4	4.5	5	10	15	20	25	>25	LIFE	AVG
33,789	89	907	1,388	2,485	1,128	1,947	767	1,403	649	2,255	7,135	3,396	2,420	1,452	1,724	4,644	9.9
33,077	80	823	1,243	2,275	1,082	1,910	726	1,394	645	2,240	7,103	3,375	2,401	1,444	1,718	4,618	10.1
712	9	84	145	210	46	37	41	9	4	15	32	21	19	8	6	26	3.6
3	1		1							1							2.3
2											1	1					11.0
48		1	1	4	1	8		3		6	13	5	4	1	1		8.2
5				3	1							1					4.3
2		1	1														1.1
2					1		1										2.7
12		3	1	5	1	2											1.8
2			2														1.2
1					1												2.5
703				1		1		1			1	1	1	1	2	694	15.7
3																3	
431													1		1	429	27.5
168											1		3	5	11	148	34.3
1																1	
1,847												1		1	3	1,842	34.0
11																11	
3,825				2	1	3	3	6		22	294	594	787	662	729	722	22.9
27											4	3	9	2	2	7	19.1
252	1	1	2	13	10	18	8	19	3	38	120	11	5		3		6.9
3						2					1						5.3
144			1	6	5	11	6	8	4	20	67	13	3				6.9
2				1							1						6.0
67			1	1	2	5	1	7	2	5	35	5	3				7.4
3					1		1			1							3.6
143	2			7	1	5	3	13	3	10	74	13	10		2		8.6
1													1				20.0
12		1	7		1			2			1						2.2
13					1			3		1	7	1					6.8
1				1													2.0

NOTE: Be sure to check for related offense codes when examining a particular type of crime. They may or may not be in sequential order or even on the same page.

# C1c 2005 Total Prisoner Population by Minimum Term Distribution — Assaultive Offenses

Page 5 of 10

C - 58

		GRAND TOTALS
		VIOLATIONS
		ATTEMPTS
		Max. Penalty
750.335A	Indecent Exposure (Sexually Delinquent Person)	1 ATTEMPTS
750.338	Gross Indecency Between Males, Commit/Procure	5 ATTEMPTS
750.338B	Gross Indecency Male and Female, Commit/Procure	5 ATTEMPTS
750.349	Kidnapping	LIFE ATTEMPTS
750.349[S]	Kidnapping - Solicitation	LIFE ATTEMPTS
750.349A	Prisoner Taking a Hostage	LIFE ATTEMPTS
750.350	Kidnapping - Child Enticement	LIFE ATTEMPTS
750.377B	Malicious Destruction Fire/Police Property	4 ATTEMPTS
750.397	Mayhem	10 ATTEMPTS
750.411H2B	Stalking a Minor	5 ATTEMPTS
750.411I	Stalking - Aggravated	5 ATTEMPTS
750.411I2B	Stalking a Minor - Aggravated	10 ATTEMPTS
750.4361	Poison - Food/Drink/Medicine/Wells	5 ATTEMPTS
750.4362A	Poison - Food/Drink/Medicine/Water Supply	15 ATTEMPTS
750.455	Prostitution - Pandering	20 ATTEMPTS
750.459	Prostitution - Transporting Female (perhaps compel)	20 ATTEMPTS
750.479-A	Police Officer/Public Officer - Resist and Obstruct	2 ATTEMPTS
750.479-B	Police Officer/Public Officer - Resist and Obstruct	2 ATTEMPTS
750.479	Public Officer - Assault or Obstruct	20 ATTEMPTS
750.4792	Public Officer - Assault or Obstruct	2 ATTEMPTS

TOTAL	.5	1	1.5	2	2.5	3	3.5	4	4.5	5	10	15	20	25	>25	LIFE	AVG
33,789	89	907	1,388	2,485	1,128	1,947	767	1,403	649	2,255	7,135	3,396	2,420	1,452	1,724	4,644	9.9
33,077	80	823	1,243	2,275	1,082	1,910	726	1,394	645	2,240	7,103	3,375	2,401	1,444	1,718	4,618	10.1
712	9	84	145	210	46	37	41	9	4	15	32	21	19	8	6	26	3.6
17		2		7	1	3		1			3						3.0
2				2													2.0
4	1	1		1							1						2.5
16		1	4	5	5		1										1.9
1				1													1.7
345			3	4	1	3		5	4	10	75	64	43	24	46	63	17.5
12			1	5	2					1		2			1		6.2
1										1							5.0
8											2	2	1		1	2	21.0
17	1			1			1	1	1	1	4	1	2	1	2	1	13.4
1				1													1.9
79	4	15	24	21	1	10	1	3									1.7
3		1	2														1.1
1											1						8.0
1											1						10.0
153	1	23	34	39	9	24	11	4		1	3	3			1		2.5
5	1		1	2	1												1.5
1						1											3.0
1				1													1.7
2		1					1										2.1
1				1													2.0
5						2					3						6.1
5								1		1	1	1		1			10.4
1						1											2.8
48	1	9	14	10	1	7		5			1						1.9
1			1														1.1
6		2	2	1		1											1.6
8	1	2	3	1		1											1.3

NOTE: Be sure to check for related offense codes when examining a particular type of crime. They may or may not be in sequential order or even on the same page.



# C1c 2005 Total Prisoner Population by Minimum Term Distribution — Assaultive Offenses

Page 6 of 10

C - 59

		GRAND TOTALS
		VIOLATIONS
		ATTEMPTS
		Max. Penalty
750.4793	Public Officer - Assault or Obstruct Cause Injury	4 ATTEMPTS
750.479A-B	Peace Officer - Resist Arrest Injury Inflicted	2 ATTEMPTS
750.479A2	Police Officer - Fleeing (Penal Code) 4th Degree	2 ATTEMPTS
750.479A3	Police Officer - Fleeing (Penal Code) 3rd Degree	5 ATTEMPTS
750.479A4-A	Police Officer - Fleeing (Penal Code) 2nd Degree	10 ATTEMPTS
750.479A4	Police Officer - Fleeing (Penal Code) 2nd Offense	10 ATTEMPTS
750.479A5	Police Officer - Fleeing (Penal Code) Serious Injury	15 ATTEMPTS
750.479AA	Police Officer - Fleeing (Penal Code)	1 ATTEMPTS
750.479B1	Peace Officer - Disarming Non-Firearm	4 ATTEMPTS
750.479B2	Peace Officer - Disarming Firearm	10 ATTEMPTS
750.483A2B	Interfere w/Crime Report Threat to Kill/Injure	10 ATTEMPTS
750.483A4B	Interfere w/Police Investigation Threat to Kill/Injure	10 ATTEMPTS
750.511	Railroads - Block/Wreck Track	LIFE ATTEMPTS
750.520	Rape	LIFE ATTEMPTS
750.520B	CSC - 1st Degree - Multiple Variables	LIFE ATTEMPTS
750.520B1A	CSC - 1st Degree - Person Under 13	LIFE ATTEMPTS
750.520B1B	CSC - 1st Degree - Relationship	LIFE ATTEMPTS
750.520B1C	CSC - 1st Degree - During Felony	LIFE ATTEMPTS
750.520B1D	CSC - 1st Degree - Accomplices	LIFE ATTEMPTS
750.520B1E	CSC - 1st Degree - Weapon Used	LIFE ATTEMPTS

TOTAL	.5	1	1.5	2	2.5	3	3.5	4	4.5	5	10	15	20	25	>25	LIFE	AVG
33,789	89	907	1,388	2,485	1,128	1,947	767	1,403	649	2,255	7,135	3,396	2,420	1,452	1,724	4,644	9.9
33,077	80	823	1,243	2,275	1,082	1,910	726	1,394	645	2,240	7,103	3,375	2,401	1,444	1,718	4,618	10.1
712	9	84	145	210	46	37	41	9	4	15	32	21	19	8	6	26	3.6
2		1	1														1.2
1					1												2.1
34		6	11	11	3	2		1									1.6
289		22	64	101	42	27	6	13	3	5	6						2.2
4			3							1							2.2
34		2	2	5	5	5	4	5			5	1					3.6
1											1						8.0
1												1					15.0
1				1													2.0
1		1															1.0
11			1	3			1	1		2	1	1				1	4.5
10		2	3	3	1		1										1.7
7			1	1		2	1		1		1						3.4
1											1						9.0
1				1													1.9
25				1							2		1	2	4	15	33.9
1,581		1		9	4	7	8	19	8	43	335	312	261	145	233	196	18.4
15			1	3	1		2					1	3	3		1	11.5
1,813		7	2	21	28	54	37	45	27	107	580	383	235	117	107	63	12.8
33		2	5	12		7	4				1	1	1				3.3
351			1	4	3	4	3	11	5	22	103	89	45	31	22	8	13.3
8				4	1		2					1	1				4.5
141				1		3		1		4	20	32	17	15	33	15	21.2
1											1						15.0
60	1					1	2	1		4	12	14	7	7	8	3	16.3
211				1			2	2	1	1	36	48	39	21	38	22	19.6
2														1	1		30.0

NOTE: Be sure to check for related offense codes when examining a particular type of crime. They may or may not be in sequential order or even on the same page.



# C1c 2005 Total Prisoner Population by Minimum Term Distribution — Assaultive Offenses

Page 8 of 10

C - 61

GRAND TOTALS		
VIOLATIONS		
ATTEMPTS		
Max. Penalty		
750.520E	CSC - 4th Degree - Multiple Variables	2
	ATTEMPTS	
750.520E1A-A	CSC - 4th Degree - Victim 13-16	2
	ATTEMPTS	
750.520E1A	CSC - 4th Degree - Force/Coercion	2
	ATTEMPTS	
750.520E1B	CSC - 4th Degree - Incapacitated Victim	2
	ATTEMPTS	
750.520E1G	CSC - 4th Degree - Incest	2
	ATTEMPTS	
750.520F	CSC - 2nd+ Offense	LIFE
	ATTEMPTS	
750.520G	CSC - Assault w/Intent to Commit Sexual Penetration	10
	ATTEMPTS	
750.520G1	CSC - Assault w/Intent to Commit Sexual Penetration	10
	ATTEMPTS	
750.520G2	CSC - 2nd Degree Assault	5
	ATTEMPTS	
750.529	Robbery - Armed	LIFE
	ATTEMPTS	
750.529A	Carjacking	LIFE
	ATTEMPTS	
750.530	Robbery - Unarmed	15
	ATTEMPTS	
750.531-A	Bank Robbery	LIFE
	ATTEMPTS	
750.531-B	Safe Breaking	LIFE
	ATTEMPTS	
750.531	Bank Robbery/Safe Breaking	LIFE
	ATTEMPTS	
750.532	Seduction	5
	ATTEMPTS	
750.539J2B	Capture/Distribute Image of Unclothed Person	5
	ATTEMPTS	
750.72-A	Arson - Dwelling House	20
	ATTEMPTS	
750.72-B	Arson - Dwelling House Curtilage	20
	ATTEMPTS	
750.72	Arson - Dwelling House	20
	ATTEMPTS	

TOTAL	.5	1	1.5	2	2.5	3	3.5	4	4.5	5	10	15	20	25	>25	LIFE	AVG
33,789	89	907	1,388	2,485	1,128	1,947	767	1,403	649	2,255	7,135	3,396	2,420	1,452	1,724	4,644	9.9
33,077	80	823	1,243	2,275	1,082	1,910	726	1,394	645	2,240	7,103	3,375	2,401	1,444	1,718	4,618	10.1
712	9	84	145	210	46	37	41	9	4	15	32	21	19	8	6	26	3.6
29		7	17	2	1	1					1						1.6
33	1	4	22	3		1					2						1.6
61	4	14	25	6	4	1	3	1			3						1.7
1			1														1.2
7		1	2	2	1		1										1.9
2			2														1.4
18		1	2							3	7	2	2		1		10.5
12		1	1			1				4	4	1					5.5
425		9	49	100	22	55	22	34	8	46	74	2		2	2		3.7
3		1	2														1.5
97		9	20	34	13	6	9	2		1	2					1	2.1
1		1															1.0
4,372	1	13	28	109	137	179	129	177	196	339	1,337	728	417	178	215	189	10.9
38		3	3	4	1	2	2	2	1	3	7	4	1	2	2	1	8.7
445		5	5	25	20	19	22	30	22	50	156	61	16	7	3	4	7.3
13		2	1	2	2		1		2	1	2						3.6
1,104	1	46	49	160	77	151	40	133	26	120	231	42	18	2	3	5	4.7
16			1	5	2	1	1			1	4	1					4.3
246		9	11	32	16	25	6	17	2	24	63	21	12	4	3	1	6.5
4		1						1		1			1				7.0
67			2	3	1	7	1	5		14	18	10	3		2	1	7.5
4			1	2						1							3.6
63			1	1	2	2		6		4	6	12	16	5	4	4	14.4
6			3	2		1											1.8
3		1	1							1							2.5
169		5	6	25	3	18	5	8	10	17	53	14	4		1		5.8
6			1	3		1	1										2.2
15		1			1	1		2		5	4	1					5.7
41	1	4	1	4	1	1		6	1	8	7	4	2		1		6.5
1	1																.5

NOTE: Be sure to check for related offense codes when examining a particular type of crime. They may or may not be in sequential order or even on the same page.

# C1c 2005 Total Prisoner Population by Minimum Term Distribution — Assaultive Offenses

Page 9 of 10

C - 62

		GRAND TOTALS
VIOLATIONS		33,789
ATTEMPTS		33,077
Max. Penalty		712
750.73	Arson - Real Property	10
ATTEMPTS		6
750.741C1	Arson - Personal Property \$1,000 - < \$20,000	5
ATTEMPTS		12
750.741D1	Arson - Personal Property \$20,000 or More	10
ATTEMPTS		1
750.74B	Arson - Personal Property Over \$50	4
ATTEMPTS		1
750.75	Arson - Insured Property	10
ATTEMPTS		3
750.77-B	Arson - Prepare to Burn Real/Personal Property Over \$50	4
ATTEMPTS		2
750.771C1	Arson - Prepare to Burn Property \$1,000 - < \$20,000	5
ATTEMPTS		7
750.771D1	Arson - Prepare to Burn Property \$20,000 or More	10
ATTEMPTS		7
750.78	Arson - Woods/Prairies	4
ATTEMPTS		1
750.81	Assault or Assault and Battery	MISD
ATTEMPTS		5
750.812	Domestic Violence	MISD
ATTEMPTS		3
750.814	Domestic Violence, 3rd Offense	2
ATTEMPTS		103
750.81A	Assault - Aggravated	1
ATTEMPTS		3
750.81A3	Domestic Violence - Aggravated 2nd Offense	2
ATTEMPTS		7
750.81C2	Assault/Battery - of DHS Employee	2
ATTEMPTS		2
750.81D1	Police Officer - Assault/Resist/Obstruct	2
ATTEMPTS		254
750.81D2	Police Officer - Assault/Resist/Obstruct Cause Injury	4
ATTEMPTS		51
750.81D3	Police Officer - Assault/Resist/Obstruct Serious Impairment	15
ATTEMPTS		5
750.82	Felonious Assault	4
ATTEMPTS		753
750.822	Weapon-Free Schools - Assault with Dangerous Weapon	4
ATTEMPTS		42

TOTAL	.5	1	1.5	2	2.5	3	3.5	4	4.5	5	10	15	20	25	>25	LIFE	AVG
33,789	89	907	1,388	2,485	1,128	1,947	767	1,403	649	2,255	7,135	3,396	2,420	1,452	1,724	4,644	9.9
33,077	80	823	1,243	2,275	1,082	1,910	726	1,394	645	2,240	7,103	3,375	2,401	1,444	1,718	4,618	10.1
712	9	84	145	210	46	37	41	9	4	15	32	21	19	8	6	26	3.6
64		5	9	12	2	9	4	3		7	9	2	1			1	3.8
6	1	2			2		1										1.6
12		3	2	7													1.5
2				2													2.0
1			1														1.3
1										1							5.0
3				1				1		1							3.6
2			1		1												1.9
7		1	2	4													1.6
7			1	3		1		1			1						3.4
1			1														1.4
5	4		1														.4
3		2	1														1.1
103	1	15	49	17	12	3	1	1		1	3						1.8
3		1	1					1									1.9
1	1																.5
7		2	1	3	1												1.6
2		2															1.0
254	4	69	107	43	16	11	1	3									1.4
51	1	4	17	16	4	6		2			1						1.9
5					1			2					2				10.0
753	20	121	156	235	71	70	8	33	1	17	16	1	2		1	1	2.1
42	2	12	25	1						2	2						1.5
1				1													2.0

NOTE: Be sure to check for related offense codes when examining a particular type of crime. They may or may not be in sequential order or even on the same page.

# C1c 2005 Total Prisoner Population by Minimum Term Distribution — Assaultive Offenses

Page 10 of 10

C - 63

			TOTAL	.5	1	1.5	2	2.5	3	3.5	4	4.5	5	10	15	20	25	>25	LIFE	AVG
GRAND TOTALS			33,789	89	907	1,388	2,485	1,128	1,947	767	1,403	649	2,255	7,135	3,396	2,420	1,452	1,724	4,644	9.9
VIOLATIONS			33,077	80	823	1,243	2,275	1,082	1,910	726	1,394	645	2,240	7,103	3,375	2,401	1,444	1,718	4,618	10.1
ATTEMPTS			712	9	84	145	210	46	37	41	9	4	15	32	21	19	8	6	26	3.6
Max. Penalty																				
750.83	Assault w/Intent to Murder	LIFE ATTEMPTS	1,382 7			1	7	3	18	12	10	12	29	323	343	213	133	154	124	16.8 17.6
750.84	Assault w/Intent to do Great Body Harm Less Than Murder	10 ATTEMPTS	1,456 49	5	52 1	69 10	207 23	92 2	201 3	94 3	132 3	27 1	187 2	325 1	40	7	6		12	4.4 2.3
750.86	Assault w/Intent to Maim	10 ATTEMPTS	5				2						1	2						5.9
750.87	Assault w/Intent to Commit Felony	10 ATTEMPTS	17			1	4	2	2		2			4	2					4.8
750.88	Assault w/Intent to Rob While Unarmed	15 ATTEMPTS	169 4		9 1	10	26 2	13	35	3	13	1	21 1	30	6			2		4.5 2.4
750.89	Assault w/Intent to Rob While Armed	LIFE ATTEMPTS	753 12		5 2	3	19 4	23	34	23 1	36 1	41	69	250 1	113 2	68	17	25	27 1	9.6 4.9
750.90A	Asslt - Pregnant Individual Cause Miscarriage/Stillbirth	LIFE ATTEMPTS	1													1				20.0
750.90CA	Pregnant Individual - Gross Negligence Miscarriage/Stillbirth	15 ATTEMPTS	1										1							5.0
750.90DA	Pregnant Individual - OWI Cause Miscarriage/Stillbirth	15 ATTEMPTS	1											1						7.0
750.91	Homicide - Attempted Murder	LIFE ATTEMPTS	18 1							1	1			8	1 1	1	1	1	1	4 11.9 10.5
752.541	Riot	10 ATTEMPTS	2				2													1.6
752.542	Riot - Inciting	10 ATTEMPTS	1						1											3.0
752.542A	Prisons - Riots	10 ATTEMPTS	1			1														1.5
752.861	Weapons - Firearms, Careless Use Cause Injury/Death	2 ATTEMPTS	1		1															1.0
767.61A	Offense by Sexually Delinquent	LIFE ATTEMPTS	1						1											3.0

**NOTE: Be sure to check for related offense codes when examining a particular type of crime. They may or may not be in sequential order or even on the same page.**

Largest minimum term for each prisoner is reported.  
 When minimum terms exceed maximum penalties, it may be due to anomalies in criminal justice practices, habitualized offenses, database errors, etc.  
 Each minimum term category is rounded up from the preceding category (for example, the ten-year category includes all minimums longer than five years up to exactly ten years).  
 Minimum term averages are based on raw data (with life sentences excluded from the calculations).

# C2 2005 Prisoner Population by Minimum Term Distribution — All Offenses: Female Totals Only

Page 1 of 10

C - 64

		GRAND TOTALS
		VIOLATIONS
		ATTEMPTS
		Max Penalty
28.729	Sex Offender - Fail to Register	4
		ATTEMPTS
257.602A2	Police Officer - Fleeing - 4th Degree Vehicle Code	2
		ATTEMPTS
257.602A3-A	Police Officer - Fleeing - 3rd Degree Vehicle Code	5
		ATTEMPTS
257.602A4-A	Police Officer - Fleeing - 2nd Degree Vehicle Code	10
		ATTEMPTS
257.617	Fail to Stop at Accident - Result Serious Impairment/Death	5
		ATTEMPTS
257.6173	Fail to Stop at Accident - At Fault Death Resulting	15
		ATTEMPTS
257.6251-A	Operating - While Intoxicated	MISD
		ATTEMPTS
257.6254	OWI - Causing Death	15
		ATTEMPTS
257.6255-A	OWI - Causing Serious Injury	5
		ATTEMPTS
257.6256D	OWI - Impaired w/Contr. Sub, 3rd Offense	5
		ATTEMPTS
257.6257A2	OWI - w/Occupant Less Than 16, 2nd+ Offense	5
		ATTEMPTS
257.9041B	Operate - Allow Suspended/Revoked/ Denied to Operate	MISD
		ATTEMPTS
257.9044	Operate - License Suspended/Revoked/ Denied Cause Death	15
		ATTEMPTS
257.9045	Operate - License Suspended/Revoked/ Denied Cause Serious Injury	5
		ATTEMPTS
333.7401	Contr. Sub - Delivery/Manufacture	LIFE
		ATTEMPTS
333.74012A1	Contr. Sub - Del/Mfg (Narc. or Cocaine) 1,000 or More Grams	LIFE
		ATTEMPTS
333.74012A2	Contr. Sub - Del/Mfg (Narc. or Cocaine) 450 - 999 Grams	30
		ATTEMPTS
333.74012A3	Contr. Sub - Del/Mfg (Narc. or Cocaine) 50 - 449 Grams	20
		ATTEMPTS
333.74012A4	Contr. Sub - Del/Mfg (Narc. or Cocaine) Under 50 Grams	20
		ATTEMPTS
333.74012B-A	Contr. Sub - Del/Mfg (Schedules 1-3), Except Marij & Cocaine	7
		ATTEMPTS

TOTAL*	.5	1	1.5	2	2.5	3	3.5	4	4.5	5	10	15	20	25	>25	LIFE	AVG
2,111	25	208	268	377	104	165	46	98	42	114	235	94	84	47	32	170	5.3
2,057	21	197	252	369	100	159	45	98	42	114	235	94	83	47	32	169	5.4
52	4	11	16	8	4	6	1						1			1	1.9
1	1																.2
1		1															.8
10	1	3	2	2	1	1											1.4
2							1			1							4.1
3				3													1.9
2						1		1									3.3
1			1														1.5
25		1		1	2	4		2	2	4	9						4.8
8			1	6	1												1.9
58	1	6	18	23	5	3	1	1									1.7
1			1														1.2
1						1											2.5
3									1	2							4.6
1						1											2.3
1									1								4.3
10								1			2	1	3			3	12.9
12							1			3	6	1	1				8.2
32			1	1	1	3		3	3	8	12						5.7
87		24	15	20	4	14	3	1		3	2	1					2.2
2		2															1.0
2		1	1														1.2

NOTE: Be sure to check for related offense codes when examining a particular type of crime. They may or may not be in sequential order or even on the same page.

# C2 2005 Prisoner Population by Minimum Term Distribution — All Offenses: Female Totals Only

Page 2 of 10

C - 65

		GRAND TOTALS
	VIOLATIONS	2,057
	ATTEMPTS	52
	Max Penalty	
333.74012B1	Contr. Sub - Del/Mfg Methamphetamine/ Ecstasy	20 ATTEMPTS
333.74012D3	Contr. Sub - Del/Mfg Marijuana	4 ATTEMPTS
333.7401C2A	Contr. Sub - Operate/Maintain A Lab	10 ATTEMPTS
333.7401C2D	Contr. Sub - Operate/Maintain Lab Near Specified Places	20 ATTEMPTS
333.7401C2F	Contr. Sub - Operate/Maintain Lab Involve Methamphetamine	20 ATTEMPTS
333.74022A	Contr. Sub - Create/Del/Counterfeit Sub (Narc/Meth/Ecstasy)	10 ATTEMPTS
333.74032A1	Contr. Sub - Poss (Narcotic/Cocaine) 1,000 or More Grams	LIFE ATTEMPTS
333.74032A3	Contr. Sub - Poss (Narcotic/Cocaine) 50 - 449 Grams	20 ATTEMPTS
333.74032A5	Contr. Sub - Poss (Narcotic/Cocaine) Under 25 Grams	4 ATTEMPTS
333.74032B-A	Contr. Sub - Poss Analogues or Schedules 1-4	2 ATTEMPTS
333.74032B1	Contr. Sub - Poss Methamphetamine/ Ecstasy	10 ATTEMPTS
333.74032D	Contr. Sub - Poss Marijuana	1 ATTEMPTS
333.74042A	Contr. Sub - Use (Narcotic/Cocaine/ Meth/Ecstasy)	1 ATTEMPTS
333.7405D	Contr. Sub - Maintaining a Drug House	2 ATTEMPTS
333.74071C	Contr. Sub - Obtain by Fraud	4 ATTEMPTS
333.74071G	Contr. Sub - Counterfeit Prescription Form	4 ATTEMPTS
333.7407A1-A	Contr. Sub - Attempt Felony	LIFE ATTEMPTS
333.74101-A	Contr. Sub - Delivery to Minor (Narcotic/ Cocaine) < 50 Grams	40 ATTEMPTS
333.74102-A	Contr. Sub - Del on School Property (Narc/ Cocaine) < 50 Grams	60 ATTEMPTS
333.74103	Contr. Sub - Poss w/Int Del on School Prop (Narc/Cocaine) < 50 Grams	40 ATTEMPTS

TOTAL*	.5	1	1.5	2	2.5	3	3.5	4	4.5	5	10	15	20	25	>25	LIFE	AVG
2,111	25	208	268	377	104	165	46	98	42	114	235	94	84	47	32	170	5.3
2,057	21	197	252	369	100	159	45	98	42	114	235	94	83	47	32	169	5.4
52	4	11	16	8	4	6	1						1			1	1.9
13			1	2	3	6	1										2.6
7		1	2	2		1		1									2.0
2			1	1													1.7
2						1	1										3.1
5				2		1		1			1						3.4
1				1													1.9
1													1				20.0
5				1		1		1		1	1						4.2
44	4	12	13	7	4	4											1.4
1		1															.7
12		2	1	7	2												1.7
1			1														1.3
1		1															1.0
1		1															.8
5		1	3	1													1.5
1		1															1.0
1			1														1.3
3	1		1			1											1.6
1												1					15.0
1				1													2.0
1				1													2.0

NOTE: Be sure to check for related offense codes when examining a particular type of crime. They may or may not be in sequential order or even on the same page.

# C2 2005 Prisoner Population by Minimum Term Distribution — All Offenses: Female Totals Only

Page 3 of 10

C - 66

		GRAND TOTALS
		VIOLATIONS
		ATTEMPTS
		Max Penalty
333.74132	Contr. Sub - 2nd+ Offense - Double Penalty	LIFE ATTEMPTS
400.601-B	Fraud - Welfare - Over \$500	4 ATTEMPTS
445.65	Identity Theft	5 ATTEMPTS
750.110-A	Break & Enter - Unoccupied Bldg. w/Intent	10 ATTEMPTS
750.110-B	Break & Enter - Occupied Bldg. w/Intent	15 ATTEMPTS
750.110	Break & Enter - A Building w/Intent	10 ATTEMPTS
750.110A2	Home Invasion - 1st Degree	20 ATTEMPTS
750.110A3	Home Invasion - 2nd Degree	15 ATTEMPTS
750.110A4	Home Invasion - 3rd Degree	5 ATTEMPTS
750.116	Burglar's Tools - Possession	10 ATTEMPTS
750.1313C	Check - Non-Sufficient Funds \$500 or More	2 ATTEMPTS
750.131A	Check - No Account or Insufficient Funds	2 ATTEMPTS
750.131A1	Check - No Account	2 ATTEMPTS
750.131A2	Check - Non-Sufficient Funds - 3 Within 10 Days	2 ATTEMPTS
750.136B2	Child Abuse - 1st Degree	15 ATTEMPTS
750.136B3	Child Abuse - 2nd Degree	4 ATTEMPTS
750.136B4	Child Abuse - 3rd Degree	2 ATTEMPTS
750.145A-A	Children - Accosting for Immoral Purposes	4 ATTEMPTS
750.145C2	Child Sexually Abusive Activity	20 ATTEMPTS
750.145D2F	Computer/Internet - Comm w/Other Plan Crime Max 15+ yrs	20 ATTEMPTS

TOTAL*	.5	1	1.5	2	2.5	3	3.5	4	4.5	5	10	15	20	25	>25	LIFE	AVG
2,111	25	208	268	377	104	165	46	98	42	114	235	94	84	47	32	170	5.3
2,057	21	197	252	369	100	159	45	98	42	114	235	94	83	47	32	169	5.4
52	4	11	16	8	4	6	1						1			1	1.9
1				1													2.0
1					1												2.5
1			1														1.4
1					1												2.5
1						1											3.0
15		4	1	4	2	1		2		1							2.2
2					1	1											2.7
53		2		3	2	10	3	3	7	7	14		1	1			5.1
51		4	7	11	5	10	2	4	1	2	5						2.9
3	1		1		1												1.4
1				1													1.9
1				1													1.9
2			2														1.2
1	1																.3
7		1	3	2		1											1.6
2			1	1													1.7
26				1		2	1	1		3	17	1					6.7
6		1		3	1	1											2.0
1			1														1.3
3		1	2														1.2
1			1														1.1
2										2							7.2
1				1													1.7

NOTE: Be sure to check for related offense codes when examining a particular type of crime. They may or may not be in sequential order or even on the same page.



# C2 2005 Prisoner Population by Minimum Term Distribution — All Offenses: Female Totals Only

Page 4 of 10

C - 67

			TOTAL*	.5	1	1.5	2	2.5	3	3.5	4	4.5	5	10	15	20	25	>25	LIFE	AVG	
GRAND TOTALS			2,111	25	208	268	377	104	165	46	98	42	114	235	94	84	47	32	170	5.3	
VIOLATIONS			2,057	21	197	252	369	100	159	45	98	42	114	235	94	83	47	32	169	5.4	
ATTEMPTS			52	4	11	16	8	4	6	1						1			1	1.9	
Max Penalty																					
750.157A	Compounding Offenses	5	2																2		
	ATTEMPTS																				
750.157B2	Homicide - Solicitation of Murder	LIFE	6						1				1	2		1		1		12.6	
	ATTEMPTS																				
750.157N1	Financial Transaction Device - Steal/ Retain w/o Consent	4	7	2	5															1.2	
	ATTEMPTS		1	1																1.0	
750.157N2	Financial Transaction Device - Possess Fraudulent One	4	1	1																1.0	
	ATTEMPTS																				
750.157P	Financial Transaction Device - Possess w/Intent to Use/Sell	4	2	1	1															1.2	
	ATTEMPTS																				
750.157Q	Financial Transaction Device - Illegal Sale/Use	4	4	2	2															1.2	
	ATTEMPTS																				
750.157V	Financial Transaction Device - False ID	4	1		1															1.3	
	ATTEMPTS																				
750.159I1	Criminal Enterprise - Conducting	20	6	1		1				1		1	2							4.1	
	ATTEMPTS																				
750.160	Dead Bodies - Disinterment and Mutilation	10	1										1							4.8	
	ATTEMPTS																				
750.165	Child Support - Fail to Pay	4	1		1															1.5	
	ATTEMPTS		2		2															1.3	
750.174-B	Embezzlement - Agent or Trustee Over \$100	10	1								1									4.0	
	ATTEMPTS																				
750.174	Embezzlement - Agent or Trustee	10	1							1										3.3	
	ATTEMPTS																				
750.1744A	Embezzlement - Agent or Trustee \$1,000 - < \$20,000	5	12	4	1	5	1				1									1.7	
	ATTEMPTS																				
750.1745A	Embezzlement - Agent or Trustee \$20,000 or More	10	18	2	2	2	4	1		2		4	1							3.0	
	ATTEMPTS		1		1															1.7	
750.1745B	Embezzlement - Agent or Trustee \$1,000 < \$20,000, 3rd+ Offense	10	1										1							6.3	
	ATTEMPTS																				
750.174A4A	Embezzlement - Vulnerable Adult \$1,000 - < \$20,000	5	1											1						6.0	
	ATTEMPTS																				
750.174A5A	Embezzlement - Vulnerable Adult \$20,000 or More	10	2			1	1													2.1	
	ATTEMPTS																				
750.176	Embezzlement - Administrator/Executor/ Guardian	10	1											1						7.0	
	ATTEMPTS																				
750.183-A	Escape - Aiding Prisoner - Felony	7	1										1							4.7	
	ATTEMPTS																				
750.188	Escape - Officer Voluntarily Allowing	LIFE	1											1						6.0	
	ATTEMPTS																				

NOTE: Be sure to check for related offense codes when examining a particular type of crime. They may or may not be in sequential order or even on the same page.

# C2 2005 Prisoner Population by Minimum Term Distribution — All Offenses: Female Totals Only

Page 5 of 10

C - 68

		GRAND TOTALS
		VIOLETIONS
		ATTEMPTS
		Max Penalty
750.193	Escape - Prison	5
		ATTEMPTS
750.1952	Escape - From Felony Jail Sentence	4
		ATTEMPTS
750.197C-A	Assault of Prison Employee	4
		ATTEMPTS
750.197C	Escape - From Jail Through Violence or Assault Prison Employee	4
		ATTEMPTS
750.199A	Bond - Absconding or Forfeiting	4
		ATTEMPTS
750.213	Extortion	20
		ATTEMPTS
750.2184A	False Pretenses - \$1,000 - < \$20,000	5
		ATTEMPTS
750.2185A	False Pretenses - \$20,000 or More	10
		ATTEMPTS
750.218B	False Pretenses Over \$100	10
		ATTEMPTS
750.219A2C1	Telecommunications - Avoid Payment \$1,000 - < \$20,000	5
		ATTEMPTS
750.224F	Weapons - Firearms, Possess by Felon	5
		ATTEMPTS
750.227	Weapons - Carrying Concealed	5
		ATTEMPTS
750.227B-A	Weapons - Felony Firearm	2
		ATTEMPTS
750.227B	Weapons - Felony Firearm	10
		ATTEMPTS
750.234B	Weapons - Firearms, Discharge in/at Bldg.	4
		ATTEMPTS
750.248	Forgery	14
		ATTEMPTS
750.249	Uttering & Publishing	14
		ATTEMPTS
750.253	Utter & Publish - Counterfeit Bills/Notes	5
		ATTEMPTS
750.285	Obtain Personal Identity Info w/o Permission	5
		ATTEMPTS
750.316-A	Homicide - Murder 1st Degree, Premeditated	LIFE
		ATTEMPTS

TOTAL*	.5	1	1.5	2	2.5	3	3.5	4	4.5	5	10	15	20	25	>25	LIFE	AVG
2,111	25	208	268	377	104	165	46	98	42	114	235	94	84	47	32	170	5.3
2,057	21	197	252	369	100	159	45	98	42	114	235	94	83	47	32	169	5.4
52	4	11	16	8	4	6	1						1			1	1.9
4		3	1														1.0
4		1	3														1.3
10		3	2	2	1			2									1.9
2			1	1													1.6
3				3													1.8
4				1		1				1	1						5.0
1				1													2.0
7		1	3	2			1										1.7
2				1				1									3.0
6			4		1		1										1.9
1	1																.5
3						2	1										3.1
5		2	1	2													1.4
1		1															.7
45				45													2.0
1				1													2.0
1		1															1.0
20		3	1	7	2	2		2		1	2						2.7
2			1			1											2.1
145	3	26	35	53	10	8	2	4		4							1.8
10	2	2	3	2		1											1.3
1				1													1.8
3			2							1							2.6
40						1										39	2.9

NOTE: Be sure to check for related offense codes when examining a particular type of crime. They may or may not be in sequential order or even on the same page.

# C2 2005 Prisoner Population by Minimum Term Distribution — All Offenses: Female Totals Only

Page 6 of 10

C - 69

		GRAND TOTALS
		VIOLATIONS
		ATTEMPTS
		Max Penalty
750.316-B	Homicide - Felony Murder	LIFE ATTEMPTS
750.316-C	Homicide - Open Murder, Statutory Short Form	LIFE ATTEMPTS
750.316	Homicide	LIFE ATTEMPTS
750.317	Homicide - Murder 2nd Degree	LIFE ATTEMPTS
750.321-A	Homicide - Manslaughter, Statutory Short Form	15 ATTEMPTS
750.321-C	Homicide - Manslaughter, Involuntary	15 ATTEMPTS
750.321-E	Homicide - Manslaughter with Motor Vehicle	15 ATTEMPTS
750.321	Homicide - Manslaughter	15 ATTEMPTS
750.324	Homicide - Negligent Homicide	2 ATTEMPTS
750.338B	Gross Indecency Male and Female, Commit/Procure	5 ATTEMPTS
750.349	Kidnapping	LIFE ATTEMPTS
750.349A	Prisoner Taking a Hostage	LIFE ATTEMPTS
750.350	Kidnapping - Child Enticement	LIFE ATTEMPTS
750.356	Larceny	10 ATTEMPTS
750.3562B	Larceny - \$1,000 - < \$20,000, 3rd+ Offense	10 ATTEMPTS
750.3563A	Larceny - \$1,000 - < \$20,000	5 ATTEMPTS
750.3564A	Larceny - \$200 - < \$1,000	1 ATTEMPTS
750.356C	Retail Fraud - 1st Degree	5 ATTEMPTS
750.356D	Retail Fraud - 2nd Degree	1 ATTEMPTS
750.357	Larceny from Person	10 ATTEMPTS

TOTAL*	.5	1	1.5	2	2.5	3	3.5	4	4.5	5	10	15	20	25	>25	LIFE	AVG
2,111	25	208	268	377	104	165	46	98	42	114	235	94	84	47	32	170	5.3
2,057	21	197	252	369	100	159	45	98	42	114	235	94	83	47	32	169	5.4
52	4	11	16	8	4	6	1						1			1	1.9
23																23	
12													1	1		10	21.2
58																58	
1																1	
222				1		2		1		6	26	46	56	33	27	24	19.1
1													1				20.0
31			1	1	2	5	1	3	1	8	8	1					4.9
13				1	1		1	2	2	3	3						4.7
1				1													2.0
6			1				1			1	3						5.6
8				1	1			2		1	2	1					5.7
1		1															1.0
1		1															1.0
9			1							2		1	1		1	3	13.9
1												1					14.5
1	1																.4
2			1			1											2.2
1								1									4.0
5			1	4													1.8
1					1												2.5
102	3	18	28	33	5	11		2	1		1						1.8
1	1																.5
16			3	2		2	1	6		2							3.1
5			3		1	1											1.9

NOTE: Be sure to check for related offense codes when examining a particular type of crime. They may or may not be in sequential order or even on the same page.

# C2 2005 Prisoner Population by Minimum Term Distribution — All Offenses: Female Totals Only

Page 7 of 10

C - 70

		GRAND TOTALS
		VIOLATIONS
		ATTEMPTS
		Max Penalty
750.357B	Weapons - Firearms - Larceny	5
		ATTEMPTS
750.360	Larceny in Building	4
		ATTEMPTS
750.3623A	Larceny By Conversion \$1,000 - < \$20,000	5
		ATTEMPTS
750.362A3A	Failure to Return Rented Property \$1,000 < \$20,000	5
		ATTEMPTS
750.3633A	Larceny by False Personation \$1,000 < \$20,000	5
		ATTEMPTS
750.377A	Malicious Destruction Personal Property	10
		ATTEMPTS
750.377A1B1	Malicious Destruction Personal Property \$1,000 - < \$20,000	5
		ATTEMPTS
750.377B	Malicious Destruction Fire/Police Property	4
		ATTEMPTS
750.411A1B	False Report of a Felony	4
		ATTEMPTS
750.411A3A	False Report/Threat of Bomb/Harmful Device	4
		ATTEMPTS
750.411I	Stalking - Aggravated	5
		ATTEMPTS
750.413	Motor Vehicle - Unlawfully Driving Away	5
		ATTEMPTS
750.414	Motor Vehicle - Unlawful Use	2
		ATTEMPTS
750.422-A	Perjury - Court Proceeding Capital Crime	LIFE
		ATTEMPTS
750.451-B	Prostitution - 3rd Offense	2
		ATTEMPTS
750.451-D	Prostitution - 3rd+ Offense	2
		ATTEMPTS
750.459	Prostitution - Transporting Female (perhaps compel)	20
		ATTEMPTS
750.4793	Public Officer - Assault or Obstruct Cause Injury	4
		ATTEMPTS
750.479A3	Police Officer - Fleeing (Penal Code) 3rd Degree	5
		ATTEMPTS
750.479B2	Peace Officer - Disarming Firearm	10
		ATTEMPTS

TOTAL*	.5	1	1.5	2	2.5	3	3.5	4	4.5	5	10	15	20	25	>25	LIFE	AVG
2,111	25	208	268	377	104	165	46	98	42	114	235	94	84	47	32	170	5.3
2,057	21	197	252	369	100	159	45	98	42	114	235	94	83	47	32	169	5.4
52	4	11	16	8	4	6	1						1			1	1.9
1											1						10.0
24	1	7	6	5	1	3		1									1.6
1		1															.8
1			1														1.5
1						1											2.7
1			1														1.3
1		1															1.0
1		1															1.0
5		2	1	1		1											1.6
4			2	2													1.6
2			1						1								2.8
5			2			2	1										2.4
3			1	1		1											2.1
4		1	2		1												1.5
1											1						6.5
2		2															1.0
7		2	3	2													1.3
1												1					10.8
1		1															1.0
6			1	2	1	1					1						3.2
1					1												2.5

NOTE: Be sure to check for related offense codes when examining a particular type of crime. They may or may not be in sequential order or even on the same page.

# C2 2005 Prisoner Population by Minimum Term Distribution — All Offenses: Female Totals Only

Page 8 of 10

C - 71

		GRAND TOTALS
		VIOLATIONS
		ATTEMPTS
		Max Penalty
750.505-A	Obstruction of Justice	5
		ATTEMPTS
750.505-B	Accessory After the Fact to Felony	5
		ATTEMPTS
750.520	Rape	LIFE
		ATTEMPTS
750.520B	CSC - 1st Degree - Multiple Variables	LIFE
		ATTEMPTS
750.520B1A	CSC - 1st Degree - Person Under 13	LIFE
		ATTEMPTS
750.520B1B	CSC - 1st Degree - Relationship	LIFE
		ATTEMPTS
750.520B1D	CSC - 1st Degree - Accomplices	LIFE
		ATTEMPTS
750.520B1F	CSC - 1st Degree - Personal Injury	LIFE
		ATTEMPTS
750.520C	CSC - 2nd Degree - Multiple Variables	15
		ATTEMPTS
750.520C1A	CSC - 2nd Degree - Person Under 13	15
		ATTEMPTS
750.520C1B	CSC - 2nd Degree - Relationship	15
		ATTEMPTS
750.520C1C	CSC - 2nd Degree - During Felony	15
		ATTEMPTS
750.520C1D	CSC - 2nd Degree - Accomplices	15
		ATTEMPTS
750.520D	CSC - 3rd Degree - Multiple Variables	15
		ATTEMPTS
750.520D1A	CSC - 3rd Degree - Person 13-15	15
		ATTEMPTS
750.520D1B	CSC - 3rd Degree - Force/Coercion	15
		ATTEMPTS
750.520D1D	CSC - 3rd Degree - Incest	15
		ATTEMPTS
750.520E	CSC - 4th Degree - Multiple Variables	2
		ATTEMPTS
750.520G1	CSC - Assault w/Intent to Commit Sexual Penetration	10
		ATTEMPTS
750.529	Robbery - Armed	LIFE
		ATTEMPTS

TOTAL*	.5	1	1.5	2	2.5	3	3.5	4	4.5	5	10	15	20	25	>25	LIFE	AVG
2,111	25	208	268	377	104	165	46	98	42	114	235	94	84	47	32	170	5.3
2,057	21	197	252	369	100	159	45	98	42	114	235	94	83	47	32	169	5.4
52	4	11	16	8	4	6	1						1			1	1.9
1											1						6.3
7		1	2	3			1										1.8
1											1						5.9
14											3	1	4	2	1	3	18.2
26									1	2	10	5	5	3			12.8
5											4	1					8.6
7								1	1		2	2		1			11.3
1									1								4.0
2				1		1											2.5
21			1	4	1	3	1	2		5	3		1				4.9
6				2		1		2			1						3.4
1						1											3.0
1							1										3.3
7		2	1					1			3						4.3
20		4	2	5		4	1	1		1	2						2.6
1			1														1.2
3		1				1			1								2.7
2					1						1						4.8
1		1															1.0
7		1	4	2													1.4
123			2	5	7	5	8	14	13	13	37	9	6		1	3	6.6
2		1		1													1.5

NOTE: Be sure to check for related offense codes when examining a particular type of crime. They may or may not be in sequential order or even on the same page.

# C2 2005 Prisoner Population by Minimum Term Distribution — All Offenses: Female Totals Only

Page 9 of 10

C - 72

		GRAND TOTALS
		VIOLATIONS
		ATTEMPTS
		Max Penalty
750.529A	Carjacking	LIFE ATTEMPTS
750.530	Robbery - Unarmed	15 ATTEMPTS
750.531-A	Bank Robbery	LIFE ATTEMPTS
750.531-B	Safe Breaking	LIFE ATTEMPTS
750.531	Bank Robbery/Safe Breaking	LIFE ATTEMPTS
750.5352A	Stolen Property - Rec & Conc \$20,000 or More	10 ATTEMPTS
750.5353A	Stolen Property - Rec & Conc \$1,000 < \$20,000	5 ATTEMPTS
750.5357	Stolen Property - Rec & Conc Motor Vehicle	5 ATTEMPTS
750.72-A	Arson - Dwelling House	20 ATTEMPTS
750.72-B	Arson - Dwelling House Curtilage	20 ATTEMPTS
750.72	Arson - Dwelling House	20 ATTEMPTS
750.73	Arson - Real Property	10 ATTEMPTS
750.75	Arson - Insured Property	10 ATTEMPTS
750.814	Domestic Violence, 3rd Offense	2 ATTEMPTS
750.81D1	Police Officer - Assault/Resist/Obstruct	2 ATTEMPTS
750.81D2	Police Officer - Assault/Resist/Obstruct Cause Injury	4 ATTEMPTS
750.82	Felonious Assault	4 ATTEMPTS
750.83	Assault w/Intent to Murder	LIFE ATTEMPTS
750.84	Assault w/Intent to do Great Body Harm Less Than Murder	10 ATTEMPTS
750.88	Assault w/Intent to Rob While Unarmed	15 ATTEMPTS

TOTAL*	.5	1	1.5	2	2.5	3	3.5	4	4.5	5	10	15	20	25	>25	LIFE	AVG
2,111	25	208	268	377	104	165	46	98	42	114	235	94	84	47	32	170	5.3
2,057	21	197	252	369	100	159	45	98	42	114	235	94	83	47	32	169	5.4
52	4	11	16	8	4	6	1						1			1	1.9
8			1		1	1	1			1	1	1		1			7.2
53		1	3	14	5	9	1	7	2	4	7						3.4
1				1													1.7
11				3	1	1		2		2	2						4.0
1			1														1.3
1				1													1.9
1														1			25.0
2				1		1											2.3
7		3	3		1												1.3
4		3	1														1.0
1		1															1.0
16			1	5	1	1		1	2	1	3	1					4.6
1						1											3.0
1								1									3.8
3		1								1	1						4.6
5		1	2	1						1							2.1
1	1																.5
1										1							5.0
2		1	1														1.2
15		5	9					1									1.3
2			1			1											2.1
33	1	8	8	10	2	2		2									1.7
3		2	1														1.1
34						2	1		1	1	10	12	2	4	1		12.4
49		4	5	12	3	10	3	4	1	6	1						2.7
1			1														1.1
10		1		3	1	2					3						3.3

NOTE: Be sure to check for related offense codes when examining a particular type of crime. They may or may not be in sequential order or even on the same page.

# C2 2005 Prisoner Population by Minimum Term Distribution — All Offenses: Female Totals Only

Page 10 of 10

			TOTAL*	.5	1	1.5	2	2.5	3	3.5	4	4.5	5	10	15	20	25	>25	LIFE	AVG
GRAND TOTALS			2,111	25	208	268	377	104	165	46	98	42	114	235	94	84	47	32	170	5.3
VIOLATIONS			2,057	21	197	252	369	100	159	45	98	42	114	235	94	83	47	32	169	5.4
ATTEMPTS			52	4	11	16	8	4	6	1						1			1	1.9
Max. Penalty																				
750.89	Assault w/Intent to Rob While Armed	LIFE ATTEMPTS	31				3	6		3	3	1	2	7	6					5.9
750.91	Homicide - Attempted Murder	LIFE ATTEMPTS	5							1			3						1	7.5
752.7973D	Computers - Use to Commit Crime	7 ATTEMPTS	1			1														1.3
800.2811	Prisons - Furnish Contraband to Prisoner In Prison	5 ATTEMPTS	1	1																.5

**NOTE: Be sure to check for related offense codes when examining a particular type of crime. They may or may not be in sequential order or even on the same page.**

\*Prisoners with Insufficient Information = 2

Largest minimum term for each prisoner is reported.

When minimum terms exceed maximum penalties, it may be due to anomalies in criminal justice practices, habitualized offenses, database errors, etc.

Each minimum term category is rounded up from the preceding category (for example, the ten-year category includes all minimums longer than five years up to exactly ten years).

Minimum term averages are based on raw data (with life sentences excluded from the calculations).

Source: Corrections Management Information System (CMIS)

# C3a Age Breakdown of Total Prisoner Population by Location as of December 2005

Page 1 of 3

C - 74

INSTITUTION	< 20	20-24	25-29	30-34	35-39	40-44	45-49	50-54	55-59	60-64	65-69	70-74	75-79	80+	MED AGE	AVG AGE	COUNT
Alger Max. Corr Fac (LMF)	3	44	117	108	104	68	33	22	15	3	1	1			34	35.2	519
Percentages	0.6	8.5	22.5	20.8	20.0	13.1	6.4	4.2	2.9	0.6	0.2	0.2					
Baraga Max. Corr Fac (AMF)	2	101	194	175	126	115	56	30	13	4	4	1		1	33	34.4	822
Percentages	0.2	12.3	23.6	21.3	15.3	14.0	6.8	3.6	1.6	0.5	0.5	0.1		0.1			
Bellamy Creek Corr Fac (IBC)	19	448	375	288	221	205	133	74	33	18	4	2			31	32.8	1,820
Percentages	1.0	24.6	20.6	15.8	12.1	11.3	7.3	4.1	1.8	1.0	0.2	0.1					
Boyer Road Corr Fac (OTF)	7	95	150	148	155	168	109	72	24	14	10	5	2		37	37.7	959
Percentages	0.7	9.9	15.6	15.4	16.2	17.5	11.4	7.5	2.5	1.5	1.0	0.5	0.2				
Brooks, Earnest C. Corr Fac (LRF)	10	123	207	229	177	182	125	105	42	23	9	1	2		36	37.2	1,235
Percentages	0.8	10.0	16.8	18.5	14.3	14.7	10.1	8.5	3.4	1.9	0.7	0.1	0.2				
Carson City Corr Fac (DRF)	8	165	241	201	173	151	130	86	42	23	13	2	1	3	35	36.4	1,239
Percentages	0.6	13.3	19.5	16.2	14.0	12.2	10.5	6.9	3.4	1.9	1.0	0.2	0.1	0.2			
Chippewa Corr Fac (URF)	11	202	266	181	154	118	86	54	32	5	6	1			32	33.7	1,116
Percentages	1.0	18.1	23.8	16.2	13.8	10.6	7.7	4.8	2.9	0.4	0.5	0.1					
Cooper Street Corr Fac (JCS)	10	111	153	191	242	239	182	117	39	11	12	4	2		39	38.6	1,313
Percentages	0.8	8.5	11.7	14.5	18.4	18.2	13.9	8.9	3.0	0.8	0.9	0.3	0.2				
Cotton, G. Robert Corr Fac (JCF)	22	222	218	230	267	252	233	149	98	47	38	17	10		39	39.2	1,803
Percentages	1.2	12.3	12.1	12.8	14.8	14.0	12.9	8.3	5.4	2.6	2.1	0.9	0.6				
Crane, Florence Corr Fac (ACF)	8	90	128	131	162	185	148	101	54	16	15	8	2	3	40	39.8	1,051
Percentages	0.8	8.6	12.2	12.5	15.4	17.6	14.1	9.6	5.1	1.5	1.4	0.8	0.2	0.3			
Deerfield Corr Fac (ITF)	17	142	137	126	142	128	108	67	52	23	5	8	2	2	36	37.5	959
Percentages	1.8	14.8	14.3	13.1	14.8	13.3	11.3	7.0	5.4	2.4	0.5	0.8	0.2	0.2			
Egeler, Charles E. Recep & Guid (RGC)	82	241	281	198	237	227	132	79	40	19	16	17	8	7	34	35.4	1,584
Percentages	5.2	15.2	17.7	12.5	15.0	14.3	8.3	5.0	2.5	1.2	1.0	1.1	0.5	0.4			
Female Camps (FCP)	5	84	123	110	84	61	38	15	6						32	33.0	526
Percentages	1.0	16.0	23.4	20.9	16.0	11.6	7.2	2.9	1.1								
Female Elec. Monitoring (FEM)			1	5	2	4	4		1						41	39.5	17
Percentages			5.9	29.4	11.8	23.5	23.5		5.9								
Female Residential Ctrs (FCC)						1									40	40.0	1
Percentages						100.0											
Handlon, Richard A. Corr Fac (MTU)	59	571	327	114	72	63	60	16	11	4	1				25	27.5	1,298
Percentages	4.5	44.0	25.2	8.8	5.5	4.9	4.6	1.2	0.8	0.3	0.1						
Harrison, Gus Corr Fac (ARF)	12	143	176	157	166	169	120	80	48	18	14	3	1		37	37.3	1,107
Percentages	1.1	12.9	15.9	14.2	15.0	15.3	10.8	7.2	4.3	1.6	1.3	0.3	0.1				
Hiawatha Corr Fac (HTF)	3	93	131	155	164	159	109	85	31	17	6	2			37	38.0	955
Percentages	0.3	9.7	13.7	16.2	17.2	16.6	11.4	8.9	3.2	1.8	0.6	0.2					
Huron Valley Complex - Men (HVM)	12	54	75	51	66	62	67	35	23	6	7	3	2	3	38	38.3	466
Percentages	2.6	11.6	16.1	10.9	14.2	13.3	14.4	7.5	4.9	1.3	1.5	0.6	0.4	0.6			
Huron Valley Complex - Women (WHV)	9	62	134	117	144	158	100	66	24	9	4	1			38	37.8	828
Percentages	1.1	7.5	16.2	14.1	17.4	19.1	12.1	8.0	2.9	1.1	0.5	0.1					



# C3a Age Breakdown of Total Prisoner Population by Location as of December 2005

Page 2 of 3

C - 75

INSTITUTION	< 20	20-24	25-29	30-34	35-39	40-44	45-49	50-54	55-59	60-64	65-69	70-74	75-79	80+	MED AGE	AVG AGE	COUNT
Ionia Max. Corr Fac (ICF)	7	70	100	90	97	74	51	47	18	9	7		1		35	36.6	571
Percentages	1.2	12.3	17.5	15.8	17.0	13.0	8.9	8.2	3.2	1.6	1.2		0.2				
Kinross Corr Fac (KCF)	13	188	274	269	268	277	185	113	71	28	18	4	3		36	37.4	1,711
Percentages	0.8	11.0	16.0	15.7	15.7	16.2	10.8	6.6	4.1	1.6	1.1	0.2	0.2				
Lakeland Corr Fac (LCF)	17	132	160	170	208	176	174	102	67	53	30	19	17	8	39	40.5	1,333
Percentages	1.3	9.9	12.0	12.8	15.6	13.2	13.1	7.7	5.0	4.0	2.3	1.4	1.3	0.6			
Macomb Corr Fac (MRF)	9	142	188	189	206	169	145	93	55	20	5	3		1	36	37.4	1,225
Percentages	0.7	11.6	15.3	15.4	16.8	13.8	11.8	7.6	4.5	1.6	0.4	0.2		0.1			
Male Camps (CMP)	15	340	476	342	330	234	152	56	26	6	1				32	33.2	1,978
Percentages	0.8	17.2	24.1	17.3	16.7	11.8	7.7	2.8	1.3	0.3	0.1						
Male Elec. Monitoring (MEM)		6	14	16	10	14	9	4	1	2					36	36.8	76
Percentages		7.9	18.4	21.1	13.2	18.4	11.8	5.3	1.3	2.6							
Male Residential Ctrs (MCC)		2	5	3	4		2	2	2						35	37.5	20
Percentages		10.0	25.0	15.0	20.0		10.0	10.0	10.0								
Marquette Branch Prison (MBP)	7	134	188	168	134	146	124	80	52	22	7	1	1	2	36	37.3	1,066
Percentages	0.7	12.6	17.6	15.8	12.6	13.7	11.6	7.5	4.9	2.1	0.7	0.1	0.1	0.2			
Mid-Michigan Corr Fac (STF)	7	109	168	153	158	165	134	75	35	14	10	4	3	3	37	37.7	1,038
Percentages	0.7	10.5	16.2	14.7	15.2	15.9	12.9	7.2	3.4	1.3	1.0	0.4	0.3	0.3			
Mound Corr Fac (NRF)	5	69	153	187	199	155	120	88	40	17	8	5	2	1	37	38.4	1,049
Percentages	0.5	6.6	14.6	17.8	19.0	14.8	11.4	8.4	3.8	1.6	0.8	0.5	0.2	0.1			
Muskegon Corr Fac (MCF)	32	116	196	185	207	193	136	131	79	34	6	6	1		37	38.4	1,322
Percentages	2.4	8.8	14.8	14.0	15.7	14.6	10.3	9.9	6.0	2.6	0.5	0.5	0.1				
Newberry Corr Fac (NCF)	17	163	177	130	117	132	97	53	29	13	3				33	35.1	931
Percentages	1.8	17.5	19.0	14.0	12.6	14.2	10.4	5.7	3.1	1.4	0.3						
Oaks Corr Fac (ECF)	6	162	226	161	120	100	62	39	25	10	1	1	1		32	33.7	914
Percentages	0.7	17.7	24.7	17.6	13.1	10.9	6.8	4.3	2.7	1.1	0.1	0.1	0.1				
Ojibway Corr Fac (OCF)	14	206	201	159	156	131	91	42	23	6	2				33	33.8	1,031
Percentages	1.4	20.0	19.5	15.4	15.1	12.7	8.8	4.1	2.2	0.6	0.2						
Parnall Corr Fac (SMT)	9	101	154	150	210	201	179	145	86	58	34	7	12	4	41	41.5	1,350
Percentages	0.7	7.5	11.4	11.1	15.6	14.9	13.3	10.7	6.4	4.3	2.5	0.5	0.9	0.3			
Parr Hwy Corr Fac (ATF)	5	95	159	142	172	179	110	100	41	15	9	7		1	38	38.5	1,035
Percentages	0.5	9.2	15.4	13.7	16.6	17.3	10.6	9.7	4.0	1.4	0.9	0.7		0.1			
Pine River Corr Fac (SPR)	36	148	160	158	184	173	119	67	34	22	12	4	1		36	36.6	1,118
Percentages	3.2	13.2	14.3	14.1	16.5	15.5	10.6	6.0	3.0	2.0	1.1	0.4	0.1				
Pugsley Corr Fac (MPF)	6	110	186	202	187	197	134	73	34	14	11	2		1	36	37.2	1,157
Percentages	0.5	9.5	16.1	17.5	16.2	17.0	11.6	6.3	2.9	1.2	1.0	0.2		0.1			
Riverside Corr Fac (RCF)	7	119	144	156	169	177	160	107	64	21	7	2			39	38.8	1,133
Percentages	0.6	10.5	12.7	13.8	14.9	15.6	14.1	9.4	5.6	1.9	0.6	0.2					
Ryan Corr Fac (RRF)	10	77	126	172	207	150	124	93	52	26	10	3	2	1	38	39.0	1,053
Percentages	0.9	7.3	12.0	16.3	19.7	14.2	11.8	8.8	4.9	2.5	0.9	0.3	0.2	0.1			

# C3a Age Breakdown of Total Prisoner Population by Location as of December 2005

Page 3 of 3

INSTITUTION	< 20	20-24	25-29	30-34	35-39	40-44	45-49	50-54	55-59	60-64	65-69	70-74	75-79	80+	MED AGE	AVG AGE	COUNT
Saginaw Corr Fac (SRF)	13	182	269	232	230	213	136	89	56	21	11	1	2		35	36.3	1,455
Percentages	0.9	12.5	18.5	15.9	15.8	14.6	9.3	6.1	3.8	1.4	0.8	0.1	0.1				
Scott, Robert Corr Fac (SCF)	13	75	129	150	152	151	88	51	24	8	10	2	1		37	37.1	854
Percentages	1.5	8.8	15.1	17.6	17.8	17.7	10.3	6.0	2.8	0.9	1.2	0.2	0.1				
Southern MI Corr Fac (JMF)	14	148	166	197	210	204	189	113	91	50	25	8	5	2	39	39.7	1,422
Percentages	1.0	10.4	11.7	13.9	14.8	14.3	13.3	7.9	6.4	3.5	1.8	0.6	0.4	0.1			
St. Louis Corr Fac (SLF)	28	282	268	190	152	134	74	40	18	14	3	2			30	32.4	1,205
Percentages	2.3	23.4	22.2	15.8	12.6	11.1	6.1	3.3	1.5	1.2	0.2	0.2					
Standish Max. Corr Fac (SMF)	4	55	100	82	70	71	44	25	12	4					34	35.3	467
Percentages	0.9	11.8	21.4	17.6	15.0	15.2	9.4	5.4	2.6	0.9							
Straits Corr Fac (KTF)	11	115	125	149	143	154	120	61	42	24	7	3	1	1	37	37.9	956
Percentages	1.2	12.0	13.1	15.6	15.0	16.1	12.6	6.4	4.4	2.5	0.7	0.3	0.1	0.1			
Thumb Corr Fac (TCF)	302	105	100	111	111	105	106	74	47	21	8	4	1		32	33.0	1,095
Percentages	27.6	9.6	9.1	10.1	10.1	9.6	9.7	6.8	4.3	1.9	0.7	0.4	0.1				
West Shoreline Corr Fac (MTF)	4	88	126	116	144	147	125	84	61	31	20	6	2	2	39.5	40.1	956
Percentages	0.4	9.2	13.2	12.1	15.1	15.4	13.1	8.8	6.4	3.2	2.1	0.6	0.2	0.2			
Total	910	6,530	8,172	7,344	7,413	6,937	5,163	3,300	1,813	823	430	170	88	46	36	36.6	49,139*
Percentages	1.9	13.3	16.6	14.9	15.1	14.1	10.5	6.7	3.7	1.7	0.9	0.3	0.2	0.1			

SOURCE: Corrections Management Information System (CMIS).

\*Total unreported = 354 (excluded from calculations).

# C3b Age Breakdown of White Prisoner Population by Location as of December 2005

Page 1 of 3

C - 77

INSTITUTION	< 20	20-24	25-29	30-34	35-39	40-44	45-49	50-54	55-59	60-64	65-69	70-74	75-79	80+	MED AGE	AVG AGE	COUNT
Alger Max. Corr Fac (LMF) Percentages		11 10.3	22 20.6	20 18.7	14 13.1	20 18.7	7 6.5	2 1.9	8 7.5	1 0.9	1 0.9	1 0.9			35	36.8	107
Baraga Max. Corr Fac (AMF) Percentages	1 0.5	29 13.3	47 21.6	42 19.3	39 17.9	26 11.9	14 6.4	10 4.6	6 2.8	2 0.9	1 0.5			1 0.5	33	35.0	218
Bellamy Creek Corr Fac (IBC) Percentages	6 0.8	174 24.0	134 18.5	98 13.5	96 13.3	98 13.5	63 8.7	28 3.9	13 1.8	10 1.4	3 0.4	1 0.1			32	33.7	724
Boyer Road Corr Fac (OTF) Percentages	5 1.0	49 9.7	75 14.8	68 13.4	81 16.0	94 18.5	62 12.2	37 7.3	14 2.8	9 1.8	8 1.6	3 0.6	2 0.4		38	38.3	507
Brooks, Earnest C. Corr Fac (LRF) Percentages	3 0.6	60 11.2	79 14.7	88 16.4	72 13.4	85 15.8	57 10.6	48 8.9	26 4.8	14 2.6	5 0.9		1 0.2		37	38.0	538
Carson City Corr Fac (DRF) Percentages		64 12.6	78 15.4	68 13.4	74 14.6	68 13.4	61 12.1	41 8.1	29 5.7	11 2.2	8 1.6	2 0.4	1 0.2	1 0.2	38	38.5	506
Chippewa Corr Fac (URF) Percentages	5 1.2	75 18.6	99 24.6	56 13.9	50 12.4	38 9.4	36 8.9	26 6.5	12 3.0	2 0.5	3 0.7	1 0.2			32	34.1	403
Cooper Street Corr Fac (JCS) Percentages	5 0.9	44 7.6	77 13.3	95 16.5	90 15.6	104 18.0	73 12.7	50 8.7	20 3.5	8 1.4	7 1.2	3 0.5	1 0.2		38	38.6	577
Cotton, G. Robert Corr Fac (JCF) Percentages	7 0.8	106 11.9	105 11.8	101 11.3	106 11.9	130 14.6	126 14.2	79 8.9	50 5.6	34 3.8	26 2.9	13 1.5	7 0.8		40	40.5	890
Crane, Florence Corr Fac (ACF) Percentages	6 1.0	56 9.2	77 12.6	71 11.6	78 12.8	116 19.0	85 13.9	64 10.5	28 4.6	9 1.5	10 1.6	6 1.0	2 0.3	3 0.5	40	40.1	611
Deerfield Corr Fac (ITF) Percentages	11 2.3	59 12.3	73 15.2	49 10.2	59 12.3	70 14.6	67 14.0	37 7.7	25 5.2	16 3.3	3 0.6	7 1.5	2 0.4	1 0.2	39	38.7	479
Egeler, Charles E. Recep & Guid (RGC) Percentages	34 4.5	114 15.1	126 16.6	87 11.5	115 15.2	107 14.1	70 9.2	39 5.2	20 2.6	13 1.7	12 1.6	12 1.6	4 0.5	4 0.5	35	36.3	757
Female Camps (FCP) Percentages	3 1.4	33 15.9	46 22.1	37 17.8	31 14.9	29 13.9	20 9.6	6 2.9	3 1.4						32	33.6	208
Female Elec. Monitoring (FEM) Percentages				2 22.2	2 22.2	2 22.2	2 22.2		1 11.1						41	41.4	9
Female Residential Ctrs (FCC) Percentages						1 100.0									40	40.0	1
Handlon, Richard A. Corr Fac (MTU) Percentages	25 4.0	297 47.4	136 21.7	54 8.6	33 5.3	29 4.6	33 5.3	9 1.4	8 1.3	1 0.2	1 0.2				24	27.6	626
Harrison, Gus Corr Fac (ARF) Percentages	4 0.8	74 14.0	86 16.3	65 12.3	76 14.4	80 15.1	56 10.6	41 7.8	24 4.5	11 2.1	11 2.1	1 0.2			37	37.5	529
Hiawatha Corr Fac (HTF) Percentages	1 0.2	60 9.8	71 11.6	89 14.6	99 16.2	108 17.7	76 12.5	60 9.8	23 3.8	15 2.5	6 1.0	2 0.3			39	39.0	610
Huron Valley Complex - Men (HVM) Percentages	5 2.7	23 12.5	26 14.1	12 6.5	25 13.6	27 14.7	28 15.2	12 6.5	11 6.0	4 2.2	6 3.3	2 1.1	2 1.1	1 0.5	40	39.8	184
Huron Valley Complex - Women (WHV) Percentages	5 1.2	39 9.4	68 16.4	55 13.3	62 15.0	90 21.7	51 12.3	23 5.6	12 2.9	6 1.4	3 0.7				38	37.4	414

# C3b Age Breakdown of White Prisoner Population by Location as of December 2005

Page 2 of 3

C - 78

INSTITUTION	< 20	20-24	25-29	30-34	35-39	40-44	45-49	50-54	55-59	60-64	65-69	70-74	75-79	80+	MED AGE	AVG AGE	COUNT
Ionia Max. Corr Fac (ICF)	5	32	28	34	39	20	14	20	9	3	4		1		35	36.7	209
Percentages	2.4	15.3	13.4	16.3	18.7	9.6	6.7	9.6	4.3	1.4	1.9		0.5				
Kinross Corr Fac (KCF)	7	97	148	131	127	149	103	68	45	18	14	3	3		37	38.2	913
Percentages	0.8	10.6	16.2	14.3	13.9	16.3	11.3	7.4	4.9	2.0	1.5	0.3	0.3				
Lakeland Corr Fac (LCF)	6	59	77	76	99	87	92	42	28	31	23	13	15	5	40	41.9	653
Percentages	0.9	9.0	11.8	11.6	15.2	13.3	14.1	6.4	4.3	4.7	3.5	2.0	2.3	0.8			
Macomb Corr Fac (MRF)	1	54	62	53	80	70	57	20	26	8	2	2			37	37.8	435
Percentages	0.2	12.4	14.3	12.2	18.4	16.1	13.1	4.6	6.0	1.8	0.5	0.5					
Male Camps (CMP)	5	118	153	115	140	118	74	22	11	4					34	34.4	760
Percentages	0.7	15.5	20.1	15.1	18.4	15.5	9.7	2.9	1.4	0.5							
Male Elec. Monitoring (MEM)		3	7	3	6	6	7			1					38	37.1	33
Percentages		9.1	21.2	9.1	18.2	18.2	21.2			3.0							
Male Residential Ctrs (MCC)		1		2	1		1								33	34.6	5
Percentages		20.0		40.0	20.0		20.0										
Marquette Branch Prison (MBP)	1	63	65	58	52	56	49	46	26	17	6	1	1	2	38	38.9	443
Percentages	0.2	14.2	14.7	13.1	11.7	12.6	11.1	10.4	5.9	3.8	1.4	0.2	0.2	0.5			
Mid-Michigan Corr Fac (STF)	4	62	89	76	80	102	88	44	21	13	7	4	3	3	39	38.8	596
Percentages	0.7	10.4	14.9	12.8	13.4	17.1	14.8	7.4	3.5	2.2	1.2	0.7	0.5	0.5			
Mound Corr Fac (NRF)	2	34	37	33	46	44	32	18	10	9	5	2	1		37	38.5	273
Percentages	0.7	12.5	13.6	12.1	16.8	16.1	11.7	6.6	3.7	3.3	1.8	0.7	0.4				
Muskegon Corr Fac (MCF)	13	55	79	64	97	95	62	55	44	21	5	6			39	39.6	596
Percentages	2.2	9.2	13.3	10.7	16.3	15.9	10.4	9.2	7.4	3.5	0.8	1.0					
Newberry Corr Fac (NCF)	9	62	57	40	47	62	36	22	16	7	2				36	36.1	360
Percentages	2.5	17.2	15.8	11.1	13.1	17.2	10.0	6.1	4.4	1.9	0.6						
Oaks Corr Fac (ECF)	3	44	58	40	39	29	23	10	8	5	1	1	1		33	34.9	262
Percentages	1.1	16.8	22.1	15.3	14.9	11.1	8.8	3.8	3.1	1.9	0.4	0.4	0.4				
Ojibway Corr Fac (OCF)	5	69	70	62	52	53	29	21	14	2	2				33	34.6	379
Percentages	1.3	18.2	18.5	16.4	13.7	14.0	7.7	5.5	3.7	0.5	0.5						
Parnall Corr Fac (SMT)	3	57	82	81	121	116	111	84	51	46	28	5	12	2	42	42.7	799
Percentages	0.4	7.1	10.3	10.1	15.1	14.5	13.9	10.5	6.4	5.8	3.5	0.6	1.5	0.3			
Parr Hwy Corr Fac (ATF)	4	51	89	70	85	103	62	52	27	14	7	6		1	39	39.3	571
Percentages	0.7	8.9	15.6	12.3	14.9	18.0	10.9	9.1	4.7	2.5	1.2	1.1		0.2			
Pine River Corr Fac (SPR)	12	82	83	82	79	111	75	34	22	18	9	3	1		38	37.7	611
Percentages	2.0	13.4	13.6	13.4	12.9	18.2	12.3	5.6	3.6	2.9	1.5	0.5	0.2				
Pugsley Corr Fac (MPF)	6	64	96	92	85	113	85	40	19	10	10	2		1	37	37.8	623
Percentages	1.0	10.3	15.4	14.8	13.6	18.1	13.6	6.4	3.0	1.6	1.6	0.3		0.2			
Riverside Corr Fac (RCF)	5	66	60	75	77	92	70	44	23	12	6	1			38	38.3	531
Percentages	0.9	12.4	11.3	14.1	14.5	17.3	13.2	8.3	4.3	2.3	1.1	0.2					
Ryan Corr Fac (RRF)	1	19	35	31	50	35	34	15	12	5	2	3			37	38.8	242
Percentages	0.4	7.9	14.5	12.8	20.7	14.5	14.0	6.2	5.0	2.1	0.8	1.2					

# C3b Age Breakdown of White Prisoner Population by Location as of December 2005

Page 3 of 3

INSTITUTION	< 20	20-24	25-29	30-34	35-39	40-44	45-49	50-54	55-59	60-64	65-69	70-74	75-79	80+	MED AGE	AVG AGE	COUNT
Saginaw Corr Fac (SRF)	6	80	98	82	92	96	73	37	37	9	10	1	2		37	37.8	623
Percentages	1.0	12.8	15.7	13.2	14.8	15.4	11.7	5.9	5.9	1.4	1.6	0.2	0.3				
Scott, Robert Corr Fac (SCF)	6	37	62	78	73	73	41	24	16	4	6	1	1		37	37.3	422
Percentages	1.4	8.8	14.7	18.5	17.3	17.3	9.7	5.7	3.8	0.9	1.4	0.2	0.2				
Southern MI Corr Fac (JMF)	4	74	70	73	74	87	74	40	32	23	12	4	4	1	38.5	39.5	572
Percentages	0.7	12.9	12.2	12.8	12.9	15.2	12.9	7.0	5.6	4.0	2.1	0.7	0.7	0.2			
St. Louis Corr Fac (SLF)	4	83	79	63	45	54	39	11	11	10	1	2			32	34.5	402
Percentages	1.0	20.6	19.7	15.7	11.2	13.4	9.7	2.7	2.7	2.5	0.2	0.5					
Standish Max. Corr Fac (SMF)		24	28	27	18	29	14	11	5	2					34.5	36.0	158
Percentages		15.2	17.7	17.1	11.4	18.4	8.9	7.0	3.2	1.3							
Straits Corr Fac (KTF)	4	56	51	60	72	80	67	38	33	20	5	3	1	1	40	39.9	491
Percentages	0.8	11.4	10.4	12.2	14.7	16.3	13.6	7.7	6.7	4.1	1.0	0.6	0.2	0.2			
Thumb Corr Fac (TCF)	115	44	37	38	57	54	59	31	18	10	7	1	1		35	34.4	472
Percentages	24.4	9.3	7.8	8.1	12.1	11.4	12.5	6.6	3.8	2.1	1.5	0.2	0.2				
West Shoreline Corr Fac (MTF)	3	58	71	74	86	101	81	59	52	23	17	6	1	1	41	41.1	633
Percentages	0.5	9.2	11.2	11.7	13.6	16.0	12.8	9.3	8.2	3.6	2.7	0.9	0.2	0.2			
Total	360	2,915	3,296	2,870	3,121	3,357	2,539	1,520	949	511	305	124	70	28	37	37.7	21,965
Percentages	1.6	13.3	15.0	13.1	14.2	15.3	11.6	6.9	4.3	2.3	1.4	0.6	0.3	0.1			

SOURCE: Corrections Management Information System (CMIS).

# C3c Age Breakdown of Non-White Prisoner Population by Location as of December 2005

Page 1 of 3

C - 80

INSTITUTION	< 20	20-24	25-29	30-34	35-39	40-44	45-49	50-54	55-59	60-64	65-69	70-74	75-79	80+	MED AGE	AVG AGE	COUNT
Alger Max. Corr Fac (LMF)	3	33	95	88	90	48	26	20	7	2					34	34.8	412
Percentages	0.7	8.0	23.1	21.4	21.8	11.7	6.3	4.9	1.7	0.5							
Baraga Max. Corr Fac (AMF)	1	72	147	133	87	89	42	20	7	2	3	1			32	34.1	604
Percentages	0.2	11.9	24.3	22.0	14.4	14.7	7.0	3.3	1.2	0.3	0.5	0.2					
Bellamy Creek Corr Fac (IBC)	13	274	241	190	125	107	70	46	20	8	1	1			30	32.2	1,096
Percentages	1.2	25.0	22.0	17.3	11.4	9.8	6.4	4.2	1.8	0.7	0.1	0.1					
Boyer Road Corr Fac (OTF)	2	46	75	80	74	74	47	35	10	5	2	2			36	37.0	452
Percentages	0.4	10.2	16.6	17.7	16.4	16.4	10.4	7.7	2.2	1.1	0.4	0.4					
Brooks, Earnest C. Corr Fac (LRF)	7	63	128	141	105	97	68	57	16	9	4	1	1		35	36.6	697
Percentages	1.0	9.0	18.4	20.2	15.1	13.9	9.8	8.2	2.3	1.3	0.6						
Carson City Corr Fac (DRF)	8	101	163	133	99	83	69	45	13	12	5			2	33	35.0	733
Percentages	1.1	13.8	22.2	18.1	13.5	11.3	9.4	6.1	1.8	1.6	0.7			0.3			
Chippewa Corr Fac (URF)	6	127	167	125	104	80	50	28	20	3	3				32	33.5	713
Percentages	0.8	17.8	23.4	17.5	14.6	11.2	7.0	3.9	2.8	0.4	0.4						
Cooper Street Corr Fac (JCS)	5	67	76	96	152	135	109	67	19	3	5	1	1		39	38.5	736
Percentages	0.7	9.1	10.3	13.0	20.7	18.3	14.8	9.1	2.6	0.4	0.7	0.1	0.1				
Cotton, G. Robert Corr Fac (JCF)	15	116	113	129	161	122	107	70	48	13	12	4	3		37	37.9	913
Percentages	1.6	12.7	12.4	14.1	17.6	13.4	11.7	7.7	5.3	1.4	1.3	0.4	0.3				
Crane, Florence Corr Fac (ACF)	2	34	51	60	84	69	63	37	26	7	5	2			39	39.4	440
Percentages	0.5	7.7	11.6	13.6	19.1	15.7	14.3	8.4	5.9	1.6	1.1	0.5					
Deerfield Corr Fac (ITF)	6	83	64	77	83	58	41	30	27	7	2	1		1	35	36.2	480
Percentages	1.3	17.3	13.3	16.0	17.3	12.1	8.5	6.3	5.6	1.5	0.4	0.2		0.2			
Egeler, Charles E. Recep & Guid (RGC)	48	127	155	111	122	120	62	40	20	6	4	5	4	3	33	34.5	827
Percentages	5.8	15.4	18.7	13.4	14.8	14.5	7.5	4.8	2.4	0.7	0.5	0.6	0.5	0.4			
Female Camps (FCP)	2	51	77	73	53	32	18	9	3						32	32.6	318
Percentages	0.6	16.0	24.2	23.0	16.7	10.1	5.7	2.8	0.9								
Female Elec. Monitoring (FEM)			1	3		2	2								37.5	37.3	8
Percentages			12.5	37.5		25.0	25.0										
Handlon, Richard A. Corr Fac (MTU)	34	274	191	60	39	34	27	7	3	3					25	27.4	672
Percentages	5.1	40.8	28.4	8.9	5.8	5.1	4.0	1.0	0.4	0.4							
Harrison, Gus Corr Fac (ARF)	8	69	90	92	90	89	64	39	24	7	3	2	1		36	37.0	578
Percentages	1.4	11.9	15.6	15.9	15.6	15.4	11.1	6.7	4.2	1.2	0.5	0.3	0.2				
Hiawatha Corr Fac (HTF)	2	33	60	66	65	51	33	25	8	2					35	36.1	345
Percentages	0.6	9.6	17.4	19.1	18.8	14.8	9.6	7.2	2.3	0.6							
Huron Valley Complex - Men (HVM)	7	31	49	39	41	35	39	23	12	2	1	1		2	37	37.4	282
Percentages	2.5	11.0	17.4	13.8	14.5	12.4	13.8	8.2	4.3	0.7	0.4	0.4		0.7			
Huron Valley Complex - Women (WHV)	4	23	66	62	82	68	49	43	12	3	1	1			38	38.2	414
Percentages	1.0	5.6	15.9	15.0	19.8	16.4	11.8	10.4	2.9	0.7	0.2	0.2					
Ionia Max. Corr Fac (ICF)	2	38	72	56	58	54	37	27	9	6	3				36	36.6	362
Percentages	0.6	10.5	19.9	15.5	16.0	14.9	10.2	7.5	2.5	1.7	0.8						

# C3c Age Breakdown of Non-White Prisoner Population by Location as of December 2005

Page 2 of 3

INSTITUTION	< 20	20-24	25-29	30-34	35-39	40-44	45-49	50-54	55-59	60-64	65-69	70-74	75-79	80+	MED AGE	AVG AGE	COUNT
Kinross Corr Fac (KCF)	6	91	126	138	141	128	82	45	26	10	4	1			36	36.6	798
Percentages	0.8	11.4	15.8	17.3	17.7	16.0	10.3	5.6	3.3	1.3	0.5	0.1					
Lakeland Corr Fac (LCF)	11	73	83	94	109	89	82	60	39	22	7	6	2	3	38	39.2	680
Percentages	1.6	10.7	12.2	13.8	16.0	13.1	12.1	8.8	5.7	3.2	1.0	0.9	0.3	0.4			
Macomb Corr Fac (MRF)	8	88	126	136	126	99	88	73	29	12	3	1		1	36	37.1	790
Percentages	1.0	11.1	15.9	17.2	15.9	12.5	11.1	9.2	3.7	1.5	0.4	0.1		0.1			
Male Camps (CMP)	10	222	323	227	190	116	78	34	15	2	1				31	32.4	1,218
Percentages	0.8	18.2	26.5	18.6	15.6	9.5	6.4	2.8	1.2	0.2	0.1						
Male Elec. Monitoring (MEM)		3	7	13	4	8	2	4	1	1					33	36.7	43
Percentages		7.0	16.3	30.2	9.3	18.6	4.7	9.3	2.3	2.3							
Male Residential Ctrs (MCC)		1	5	1	3		1	2	2						37	38.4	15
Percentages		6.7	33.3	6.7	20.0		6.7	13.3	13.3								
Marquette Branch Prison (MBP)	6	71	123	110	82	90	75	34	26	5	1				35	36.1	623
Percentages	1.0	11.4	19.7	17.7	13.2	14.4	12.0	5.5	4.2	0.8	0.2						
Mid-Michigan Corr Fac (STF)	3	47	79	77	78	63	46	31	14	1	3				35	36.3	442
Percentages	0.7	10.6	17.9	17.4	17.6	14.3	10.4	7.0	3.2	0.2	0.7						
Mound Corr Fac (NRF)	3	35	116	154	153	111	88	70	30	8	3	3	1	1	37	38.3	776
Percentages	0.4	4.5	14.9	19.8	19.7	14.3	11.3	9.0	3.9	1.0	0.4	0.4	0.1	0.1			
Muskegon Corr Fac (MCF)	19	61	117	121	110	98	74	76	35	13	1		1		36	37.5	726
Percentages	2.6	8.4	16.1	16.7	15.2	13.5	10.2	10.5	4.8	1.8	0.1		0.1				
Newberry Corr Fac (NCF)	8	101	120	90	70	70	61	31	13	6	1				33	34.4	571
Percentages	1.4	17.7	21.0	15.8	12.3	12.3	10.7	5.4	2.3	1.1	0.2						
Oaks Corr Fac (ECF)	3	118	168	121	81	71	39	29	17	5					31	33.2	652
Percentages	0.5	18.1	25.8	18.6	12.4	10.9	6.0	4.4	2.6	0.8							
Ojibway Corr Fac (OCF)	9	137	131	97	104	78	62	21	9	4					32	33.3	652
Percentages	1.4	21.0	20.1	14.9	16.0	12.0	9.5	3.2	1.4	0.6							
Parnall Corr Fac (SMT)	6	44	72	69	89	85	68	61	35	12	6	2		2	39	39.8	551
Percentages	1.1	8.0	13.1	12.5	16.2	15.4	12.3	11.1	6.4	2.2	1.1	0.4		0.4			
Parr Hwy Corr Fac (ATF)	1	44	70	72	87	76	48	48	14	1	2	1			37	37.5	464
Percentages	0.2	9.5	15.1	15.5	18.8	16.4	10.3	10.3	3.0	0.2	0.4	0.2					
Pine River Corr Fac (SPR)	24	66	77	76	105	62	44	33	12	4	3	1			35	35.3	507
Percentages	4.7	13.0	15.2	15.0	20.7	12.2	8.7	6.5	2.4	0.8	0.6	0.2					
Pugsley Corr Fac (MPF)		46	90	110	102	84	49	33	15	4	1				35	36.4	534
Percentages		8.6	16.9	20.6	19.1	15.7	9.2	6.2	2.8	0.7	0.2						
Riverside Corr Fac (RCF)	2	53	84	81	92	85	90	63	41	9	1	1			39	39.2	602
Percentages	0.3	8.8	14.0	13.5	15.3	14.1	15.0	10.5	6.8	1.5	0.2	0.2					
Ryan Corr Fac (RRF)	9	58	91	141	157	115	90	78	40	21	8		2	1	38	39.1	811
Percentages	1.1	7.2	11.2	17.4	19.4	14.2	11.1	9.6	4.9	2.6	1.0		0.2	0.1			
Saginaw Corr Fac (SRF)	7	102	171	150	138	117	63	52	19	12	1				34	35.3	832
Percentages	0.8	12.3	20.6	18.0	16.6	14.1	7.6	6.3	2.3	1.4	0.1						

C-81

# C3c Age Breakdown of Non-White Prisoner Population by Location as of December 2005

Page 3 of 3

INSTITUTION	< 20	20-24	25-29	30-34	35-39	40-44	45-49	50-54	55-59	60-64	65-69	70-74	75-79	80+	MED AGE	AVG AGE	COUNT
Scott, Robert Corr Fac (SCF)	7	38	67	72	79	78	47	27	8	4	4	1			37	36.9	432
Percentages	1.6	8.8	15.5	16.7	18.3	18.1	10.9	6.3	1.9	0.9	0.9	0.2					
Southern MI Corr Fac (JMF)	10	74	96	124	136	117	115	73	59	27	13	4	1	1	39	39.8	850
Percentages	1.2	8.7	11.3	14.6	16.0	13.8	13.5	8.6	6.9	3.2	1.5	0.5	0.1	0.1			
St. Louis Corr Fac (SLF)	24	199	189	127	107	80	35	29	7	4	2				29	31.4	803
Percentages	3.0	24.8	23.5	15.8	13.3	10.0	4.4	3.6	0.9	0.5	0.2						
Standish Max. Corr Fac (SMF)	4	31	72	55	52	42	30	14	7	2					34	34.9	309
Percentages	1.3	10.0	23.3	17.8	16.8	13.6	9.7	4.5	2.3	0.6							
Straits Corr Fac (KTF)	7	59	74	89	71	74	53	23	9	4	2				35	35.7	465
Percentages	1.5	12.7	15.9	19.1	15.3	15.9	11.4	4.9	1.9	0.9	0.4						
Thumb Corr Fac (TCF)	187	61	63	73	54	51	47	43	29	11	1	3			30	31.9	623
Percentages	30.0	9.8	10.1	11.7	8.7	8.2	7.5	6.9	4.7	1.8	0.2	0.5					
West Shoreline Corr Fac (MTF)	1	30	55	42	58	46	44	25	9	8	3		1	1	37	38.2	323
Percentages	0.3	9.3	17.0	13.0	18.0	14.2	13.6	7.7	2.8	2.5	0.9		0.3	0.3			
Total	910	6,530	8,172	7,344	7,413	6,937	5,163	3,300	1,813	823	430	170	88	46	36	36.6	27,174
Percentages	1.9	13.3	16.6	14.9	15.1	14.1	10.5	6.7	3.7	1.7	0.9	0.3	0.2	0.1			

SOURCE: Corrections Management Information System (CMIS).



## C4 2005 Prisoner Movement Summary: Institutions and Camps Only

### INTAKE

New Court Commitment.....	4,869
Probation Violator (Technical or New Sentence) .....	3,480
Parole Violator New Sentence.....	1,875
Escaper New Sentence.....	15
<b>TOTAL .....</b>	<b>10,239</b>

### EXIT

Movement to Parole.....	10,002
Release to Court on Writ .....	4,341
Transfer to Community Residential Programs .....	310
Discharge from Sentence .....	1,881
Temporarily Housed at a County Jail.....	1
Death.....	140
Release to Mental Health Hospital or Criminal Justice Agency.....	2
Escape.....	6
<b>TOTAL .....</b>	<b>16,683</b>

### RETURN

Return from Court <i>without</i> Additional Sentence .....	2,997
Technical Parole Violator Return .....	2,860
Return from Escape from Community Residential Programs .....	65
Return from Court <i>with</i> Additional Sentence Imposed.....	1,033
Return from County Jail.....	0
Direct Return from Community Residential Programs .....	34
Return While on Parole Status.....	268
Return from Mental Health Hospital or Criminal Justice Agency .....	2
Return from Escape from Institution, Camp, SAI-Prison, TRV, or non-DOC location.....	5
<b>TOTAL .....</b>	<b>7,264</b>

### **2005 Institution and Camp Population Change = + 820**

(INTAKE - EXIT + RETURN = POPULATION CHANGE)

SOURCE: Corrections Management Information System (CMIS).

NOTE: Includes institution, camp, and SAI-Prison movements.

Only movements affecting the total population count are shown (e.g., excludes movements between institutions, and temporary movements to/from hospitals).

## C5 Escapes from Secure DOC Custody

*Calendar Years 1999 - 2005*

Escapes from secure DOC custody include any and all escapes from:

- CFA institutions and camps.
- CFA custody (i.e., while under CFA control, such as while in transit or hospitalized).
- Special Alternative Incarceration (SAI boot camp for prisoners and probationers).
- Technical Rule Violator (TRV) Centers for CRP & parole violators.

Escapes from Secure DOC Custody  
Calendar Years 1999 - 2005

	1999	2000	2001	2002	2003	2004	2005
<b>CFA</b>	0	7	5	3	4	2	6
<b>SAI</b>	1	3	0	0	0	0	0
<b>TRV</b>	2	2	3	2	1	2	0
<b>TOTALS</b>	3	12	8	5	5	4	6

Source: Corrections Management Information System (CMIS)

Note: In 2005, there was also an escape of a Michigan prisoner from a non-DOC location, while released to court on writ.

---

# Parole Board



This section summarizes 2005 data on offender movement to parole, and Parole Board activity and decisions. It also examines the parole outcomes of offenders who paroled in 1998-2004.

Table D shows the total number of prisoner movements to parole each year from 1991 through 2005.

Table D1 compares 2005 Parole Board activity and decisions to that of the previous twenty years. Table D1a provides more detail regarding the 2005 activity of the Parole Board.

The D2 and D3 tables in this report are the products of initial work to re-engineer the tracking of offender outcomes following parole. The new effort began with tracking outcomes for a standardized two years (shorter only in the event of return to prison as a failure), as shown in Table D2. This has since been extended to a standardized follow-up period of three years, as shown in Table D3. Both tables show outcomes for several annual parole release cohorts to enable comparisons over time.

These tables represent a change from what was reported on this subject in annual MDOC Statistical Reports prior to this one; so some explanation is warranted. The genesis of the Michigan Prisoner Reentry Initiative (MRPI)—discussed in Section G—required a re-engineering of the old parole outcomes analysis methodology. The past

table format was based on very old computer programming that tracked outcomes only until the parole terms expired. So, there were no controls on time at risk of failure in the tables because parole terms ranged from as short as a couple of months for parole-to-max cases to as long as four years for paroled lifers, while the most common parole terms are 18 to 24 months. Outcomes subsequent to the expiration of the parole terms were not reflected in the data.

The old production analysis that was generated by the data system for parole outcomes also provided only statewide results and could not be analyzed in greater depth than was present in the report tables. As the MPRI began to be planned and implemented, it quickly became apparent that a more robust method of outcome tracking would be needed. And that a bridge to the past would also be needed to enable new annual parole cohorts to be compared to older release years using a consistent methodology.

Calendar year 1998 was established as the baseline parole release year of the analysis for comparison with the outcomes of future annual parole cohorts. Calendar 1998 was selected as the baseline year because it was the most recent year that would provide a full four years of potential follow-up for an entire cohort year before the follow-up periods would reach into calendar year 2003 when the MPRI initiative began.

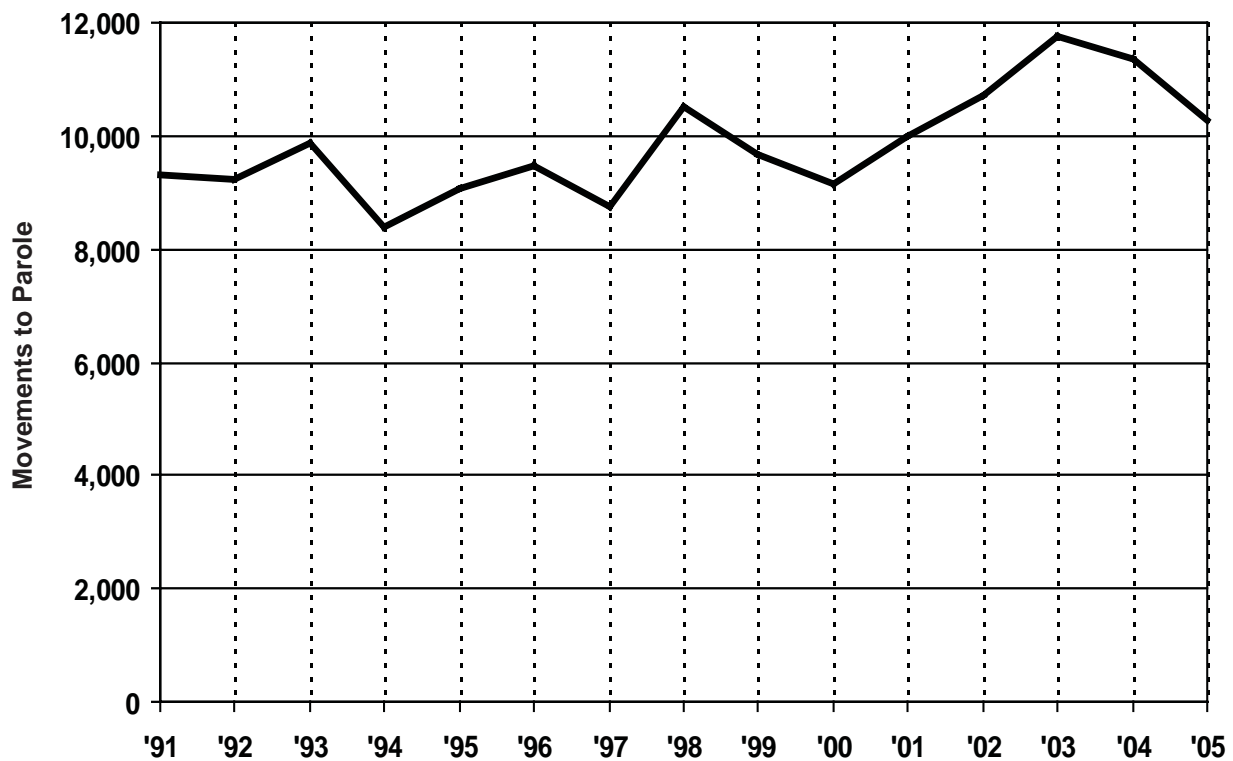
As can be seen from Tables D2 and D3, the current primary definition of failure continues to be return to prison as either a parole violator technical return or with a new sentence (although the latter can now occur after the parole term expired).

The tables also now show offenders who were on parole absconder status at the end of the follow-up period. While on absconder status, parolees are obviously not succeeding at that point; but it is also important to note that they are not automatically headed back to prison. The determining factor in the disposition of a parole absconder is an assessment of offender risk. When risk is determined to be low (such as when an absconder is still employed and generally following parole rules, but failed to report), then the parole agent may continue to work with the case and impose local sanctions, possibly increase supervision of the case, and engage the community in service delivery designed to intervene in the behavior that led to the abscond and enable the absconder to become a successful parolee.

In the future, the Department will be working to gather data to expand the outcomes definition to include additional measures of re-offending such as arrests and convictions.

## D Annual Movements to Parole Calendar Years 1991 - 2005

Year	Movement to Parole	Numerical Change	Percent Change
1991	9,300	405	4.6
1992	9,240	(60)	(0.6)
1993	9,881	641	6.9
1994	8,370	(1,511)	(15.3)
1995	9,078	708	8.5
1996	9,465	387	4.3
1997	8,758	(707)	(7.5)
1998	10,506	1,748	20.0
1999	9,682	(824)	(7.8)
2000	9,133	(549)	(5.7)
2001	10,001	868	9.5
2002	10,697	696	7.0
2003	11,752	1,055	9.9
2004	11,344	(408)	(3.5)
2005	10,284	(1,060)	(9.3)



SOURCE: Corrections Management Information System (CMIS).

# D1 Parole Board Activity

*Calendar Years 1985 - 2005*

<b>Year</b>	<b>Interviews</b>	<b>Paroles Without Interview</b>	<b>Total Paroles Ordered</b>	<b>Parole Denials</b>	<b>Parole Violation Continuances</b>	<b>Actual Movement to Parole</b>
<b>1985</b>	6,370	1,020	3,856	2,694	965	3,290
<b>1986</b>	7,686	1,299	4,352	2,966	814	4,012
<b>1987</b>	8,987	1,753	5,975	4,096	897	4,491
<b>1988</b>	8,815	2,057	7,310	3,880	972	5,676
<b>1989</b>	8,199	2,495	8,713	4,412	1,173	7,385
<b>1990</b>	11,433	3,164	10,748	5,004	1,424	8,895
<b>1991</b>	11,701	3,077	10,042	5,511	1,360	9,300
<b>1992</b>	9,624	3,360	11,854	7,553	1,602	9,240
<b>1993</b>	9,974	2,133	11,177	6,486	1,908	9,881
<b>1994</b>	10,884	1,879	9,795	7,262	1,952	8,370
<b>1995</b>	13,119	1,988	9,678	7,923	2,050	9,078
<b>1996</b>	15,288	2,235	10,306	7,480	2,228	9,465
<b>1997</b>	14,011	2,554	9,751	7,898	2,480	8,758
<b>1998</b>	13,814	2,837	10,366	9,845	2,675	10,506
<b>1999</b>	13,665	2,578	10,775	10,151	3,173	9,682
<b>2000</b>	19,445	2,116	10,479	11,664	2,942	9,133
<b>2001</b>	19,958	2,428	10,874	11,936	2,807	10,001
<b>2002</b>	21,106	1,766	11,736	12,533	2,921	10,697
<b>2003</b>	22,280	1,539	12,902	11,892	1,436	11,752
<b>2004</b>	22,131	1,412	12,391	11,669	1,891	11,344
<b>2005</b>	21,038	1,166	12,104	10,023	1,864	10,284

Source: Corrections Management Information System (CMIS)

# D1a 2005 Parole Board Action

*Total Actions – 31,394*

<i>Code/Title</i>	<i>Number</i>
<b>PAROLES AND REINSTATEMENTS</b>	
60 Reinstatement on Parole	196
61 Regular Parole	7,237
62 Parole in Custody	607
64 Special Parole	121
67 Reparoled on Same Term	433
69 SAI Parole*	568
70 Parole Violator Diversion Program/ Intensive ReEntry Unit (IRU)/ Michigan Prisoner ReEntry Intake (MPRI)	1,776
76 Paroled Without Interview	1,166
<b>Total</b>	<b>12,104</b>
<b>SERVICE CONTINUED</b>	
19 Technical Violation Sustained	1,864
20 Further Demonstration	2
29 Risk to Community	10,023
<b>Total</b>	<b>11,889</b>

<i>Code/Title</i>	<i>Number</i>
<b>DISPOSITION DEFERRED</b>	
42 Current Psychiatric Report	1,563
46 Further Discussion	1
48 Satisfactory Placement	400
<b>Total</b>	<b>1,964</b>
<b>OTHER ACTION</b>	
18 Board Referred to List	620
38 Rescinded Parole	2,574
39 Suspended Parole	712
84 RGT Recommended by Warden	3
92 Lifer Law Interview	287
93 Murder First Interview	392
99 Commutation Conversion to Lifer Law	849
<b>Total</b>	<b>5,437</b>

Source: Corrections Management Information System (CMIS).  
 \*SAI paroles are not subject to Parole Board review.

## D2 Two-Year Follow-Up Outcomes of Offenders Who Paroled in 1998 to 2004 by Year (Flat Two-Year Follow-Up Regardless of Parole Status)

YEAR	TOTAL CASES <sup>1</sup>	SUCCESS			FAILURE				BY PERCENT TO TOTAL				
		Total	Still on Parole <sup>2</sup>	Dis-charged	Total	Absconds <sup>3</sup>	Technical Violators <sup>4</sup>	New Sentence	Total Success	Total Failure	Absconds	Technical Violators	New Sentence
1998	10,054	5,157	1,263	3,894	4,897	1,000	2,663	1,234	51.3	48.7	9.9	26.5	12.3
1999	9,275	4,929	1,230	3,699	4,346	881	2,484	981	53.1	46.9	9.5	26.8	10.6
2000	8,709	4,634	1,168	3,466	4,075	800	2,242	1,033	53.2	46.8	9.2	25.7	11.9
2001	9,591	5,110	1,461	3,649	4,481	1,070	2,206	1,205	53.3	46.7	11.2	23.0	12.6
2002	10,254	5,408	1,683	3,725	4,846	1,630	1,851	1,365	52.7	47.3	15.9	18.1	13.3
2003	11,207	6,206	2,127	4,079	5,001	1,771	1,817	1,413	55.4	44.6	15.8	16.2	12.6
2004	10,818	5,808	1,775	4,033	5,010	1,533	1,975	1,502	53.7	46.3	14.2	18.3	13.9

SOURCE DATA: Corrections Management Information System (CMIS)

<sup>1</sup>Follow-up includes two years from parole for prisoners paroled to Michigan counties

<sup>2</sup>Still on Parole status after two years from parole; either parole term given is longer than two years or parole term extended.

<sup>3</sup>On Abscond status after two years from parole

<sup>4</sup>If a prisoner returned as a Technical Violator but also received a New Sentence within two years of parole without reparing, the case is counted only in the New Sentence column.

### D3 Three-Year Follow-Up Outcomes of Offenders Who Paroled in 1998 to 2004 by Year (Flat Three-Year Follow-Up Regardless of Parole Status)

YEAR	TOTAL CASES <sup>1</sup>	SUCCESS			FAILURE				BY PERCENT TO TOTAL				
		Total	Still on Parole <sup>2</sup>	Dis-charged	Total	Absconds <sup>3</sup>	Technical Violators <sup>4</sup>	New Sentence	Total Success	Total Failure	Absconds	Technical Violators	New Sentence
1998	10,054	5,016	351	4,665	5,038	438	2,983	1,617	49.9	50.1	4.4	29.7	16.1
1999	9,275	4,736	329	4,407	4,539	370	2,795	1,374	51.1	48.9	4.0	30.1	14.8
2000	8,709	4,534	426	4,108	4,175	387	2,362	1,426	52.1	47.9	4.4	27.1	16.4
2001	9,591	4,958	482	4,476	4,633	618	2,356	1,659	51.7	48.3	6.4	24.6	17.3
2002	10,254	5,300	589	4,711	4,954	926	2,159	1,869	51.7	48.3	9.0	21.1	18.2
2003	11,207	5,787	630	5,157	5,420	1,035	2,290	2,095	51.6	48.4	9.2	20.4	18.7
2004	10,818	5,471	705	4,766	5,347	936	2,262	2,149	50.6	49.4	8.7	20.9	19.9

SOURCE DATA: Corrections Management Information System (CMIS)

<sup>1</sup>Follow-up includes three years from parole for prisoners paroled to Michigan counties

<sup>2</sup>Still on Parole status after three years from parole; either parole term given is longer than three years or parole term extended

<sup>3</sup>On Abscond status after three years from parole

<sup>4</sup>If a prisoner returned as a Technical Violator but also received a New Sentence within three years of parole without reparing, the case is counted only in the New Sentence column



---

# Probation and Parole Supervision

E

This section contains data and information regarding the supervision programs for probationers and parolees within the Department's Field Operations Administration (FOA).

The Field Operations Administration (FOA) is responsible for the supervision of all adult felons on probation and parole. Selected parolees and probationers are also supervised on electronic monitoring.

In addition, the FOA is responsible for administration and operation of the Department's technical rule violator (TRV) centers for parolees and FOA prisoners, residential programs for selected parolees and probationers, and offenders sentenced to supervision under the Holmes Youthful Trainee Act.

Field operations are administered through Regional and Area offices (see map). Region I is Wayne County; Region II is roughly the southeastern portion of the lower peninsula, except for Wayne County; and Region III is the rest of the lower peninsula and all of the upper peninsula.

Table E1 shows the number of parolees returned to prison for technical violations and new sentences, broken down by gender and year. Table E1 also shows the number of parole revocation hearings held each year.

Table E2 presents breakdowns of Field Operations *personnel* by type of offender supervised and by employee job classification. Table E2 also displays a breakdown of Field Operations *funds* by type of offender supervised.

Table E3 shows the distribution of investigations conducted by type, and a breakdown of the average number of offenders supervised by type. Workloads in 2005 remained constant from the previous year. The average agent workload was 100.4 to 1 in 2005.

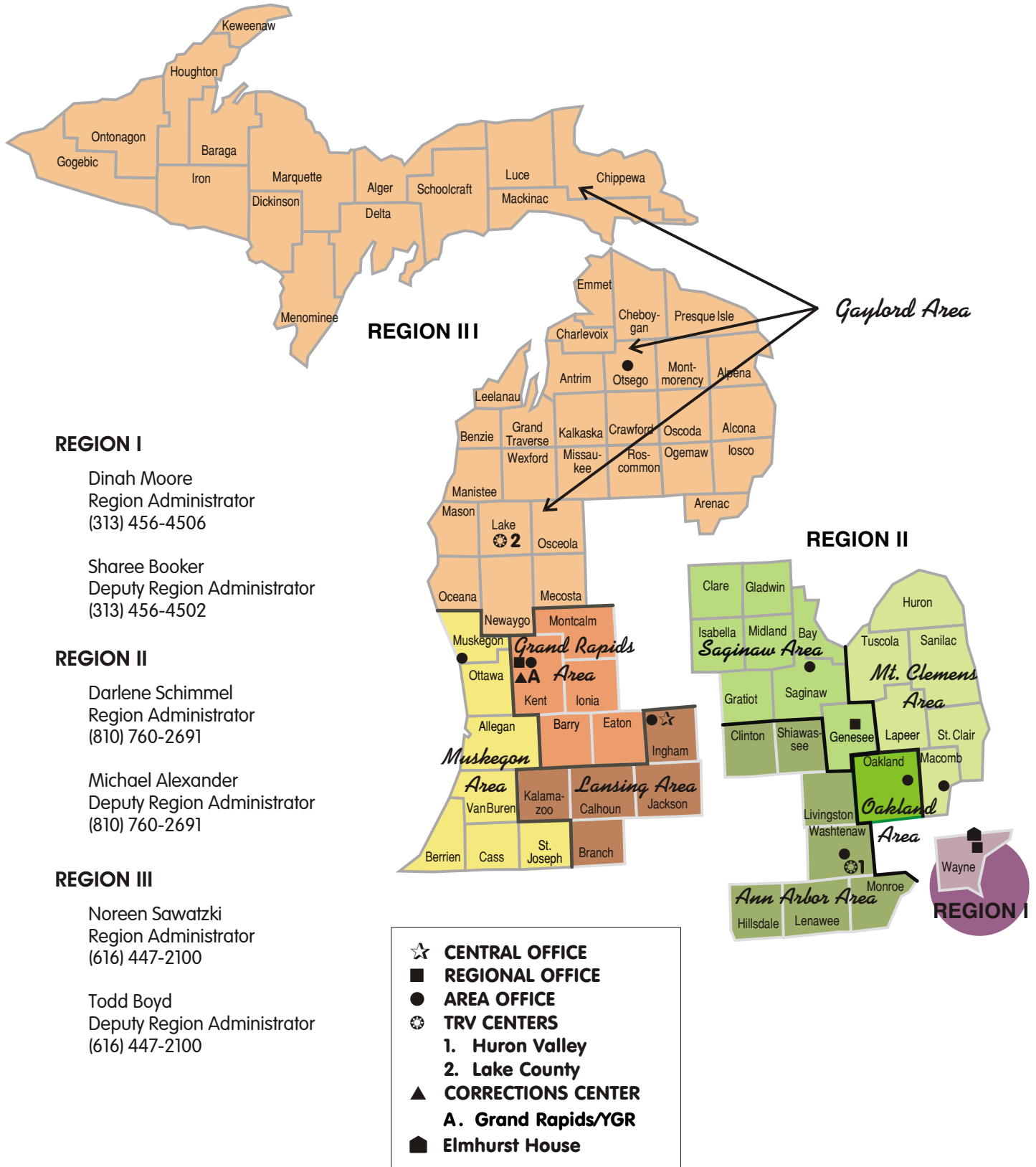
Table E4 displays the number of pre-sentence investigations conducted each year for the last ten years.

Tables E5 and E6 show the average number of parolees and probationers under supervision for the last ten years.

NOTE: Four subsections were in the E Section in 2004:

- *Probation and Parole Supervision* — now is Section E.
- *Special Alternative Incarceration Program* — now is Section I.
- *Community Residential Programs* — now is Section H.
- *Office of Community Corrections* — now is Section J.

# MAP Michigan Department of Corrections Field Operations Administration Regions and Areas As of December 31, 2005



Source: Field Operations Administration

# E1 Violations of Parole Supervision 1996 - 2005

E-3

**TECHNICAL VIOLATOR RETURNS**  
(Includes Returns from Out-of-State)

Date	Male	Female	Total
1996	2,401	176	2,577
1997	2,492	176	2,668
1998	2,892	218	3,110
1999	2,958	228	3,186
2000	2,869	242	3,111
2001	2,977	259	3,236
2002	3,030	259	3,289
2003	1,985	176	2,161
2004	2,763	250	3,013
2005	2,712	148	2,860

**NEW SENTENCE RETURNS**

Date	Male	Female	Total
1996	972	61	1,033
1997	1,225	63	1,288
1998	1,281	64	1,345
1999	1,202	57	1,259
2000	1,100	66	1,166
2001	1,131	64	1,195
2002	1,350	91	1,441
2003	1,563	81	1,644
2004	1,717	85	1,802
2005	1,778	97	1,875

**PAROLE REVOCATION HEARINGS**

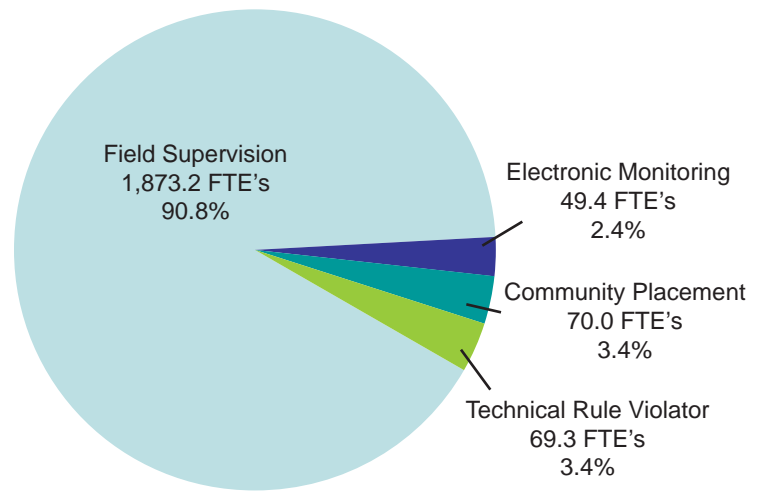
Date	Total
1996	579
1997	659
1998	562
1999	718
2000	659
2001	796
2002	999
2003	572
2004	650
2005	869

SOURCES: Corrections Management Information System (CMIS) and Field Operations Administration.

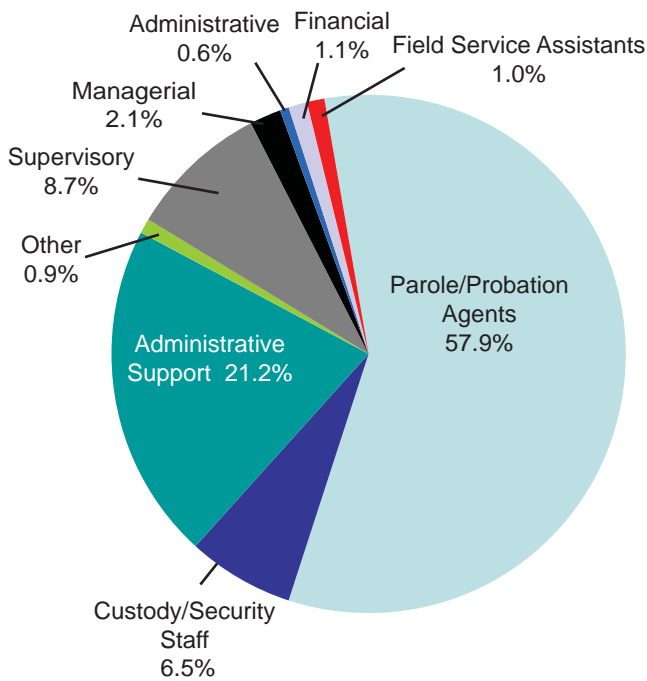
# E2 2005 Personnel and Funds Distribution

TOTAL FTE's = 2,062

## PERSONNEL (FUNCTIONS)

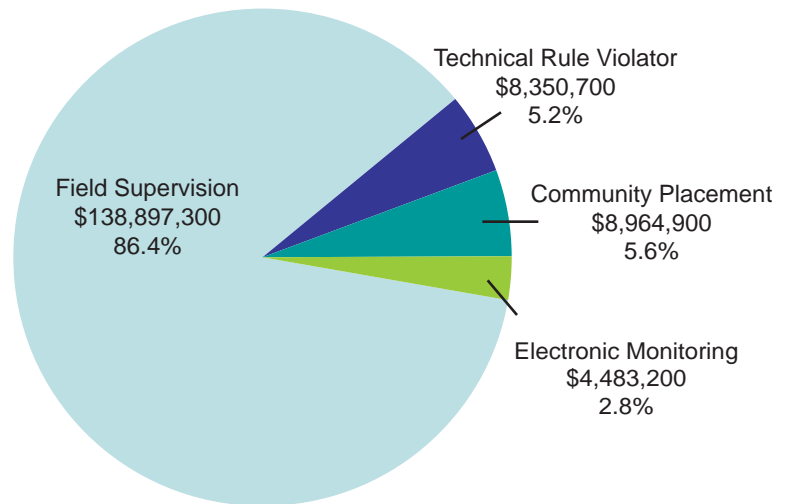


## PERSONNEL (CLASSIFICATION)



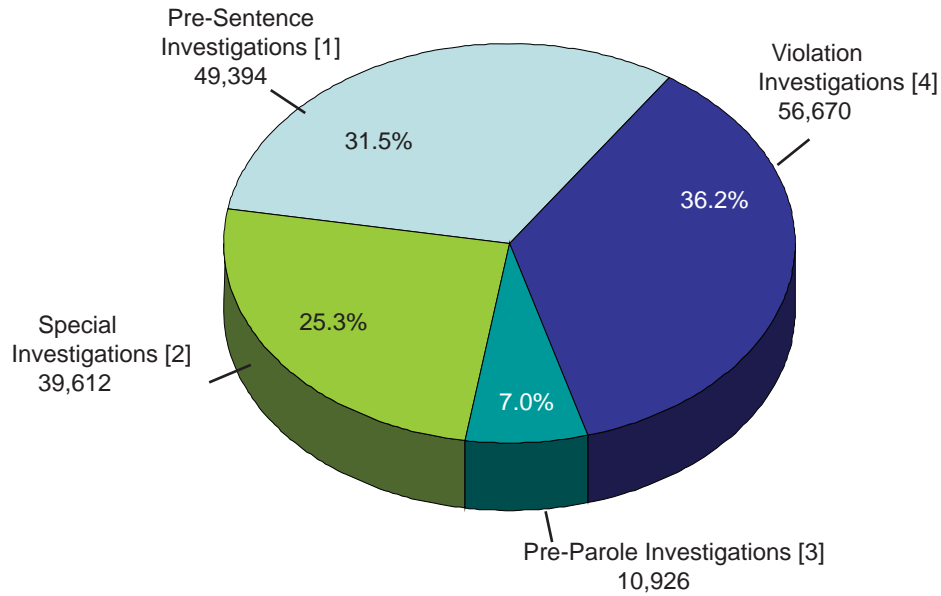
TOTAL FUNDS = \$160,696,100

## FUNDS



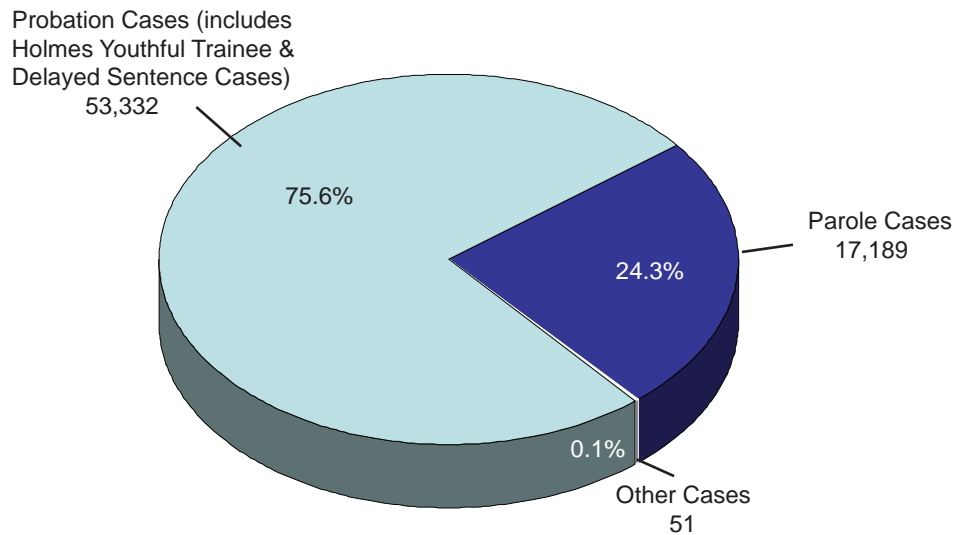
Source: Field Operations Administration

# E3 2005 Work Distribution



INVESTIGATIONS = 156,602

- [1] PRE-SENTENCE INVESTIGATIONS: in-depth analysis of the individual and circumstances of the offense.
- [2] SPECIAL INVESTIGATIONS: assignments completed at the request of the Governor, other states, the parole board, or the court.
- [3] PRE-PAROLE INVESTIGATIONS: prior to inmate release, living arrangements and job placement are investigated.
- [4] VIOLATION INVESTIGATIONS: reports prepared following a parole or probation violation.



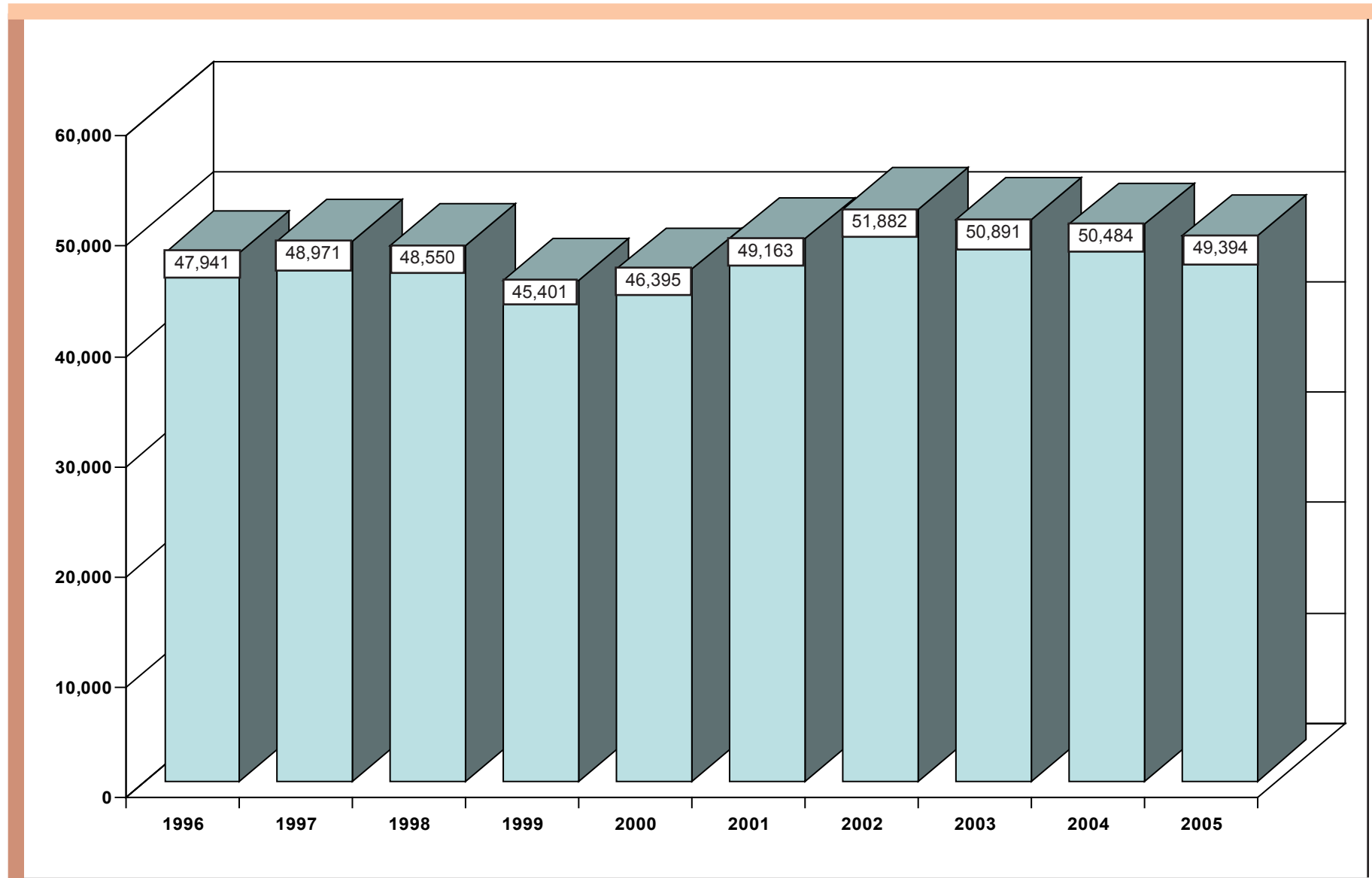
SUPERVISION - AVERAGE NUMBER OF OFFENDERS SUPERVISED = 70,572

Supervision is the process in which parole or probation agents work with offenders who are under the jurisdiction of the Department of Corrections (parole) or the jurisdiction of the Courts (probation, Holmes Youthful Trainee, and delayed sentences). The case numbers in the chart represent the average number of cases under supervision during the year.

Source: Field Operations Administration

## E4 Total Number of Pre-Sentence Investigations 1996 - 2005

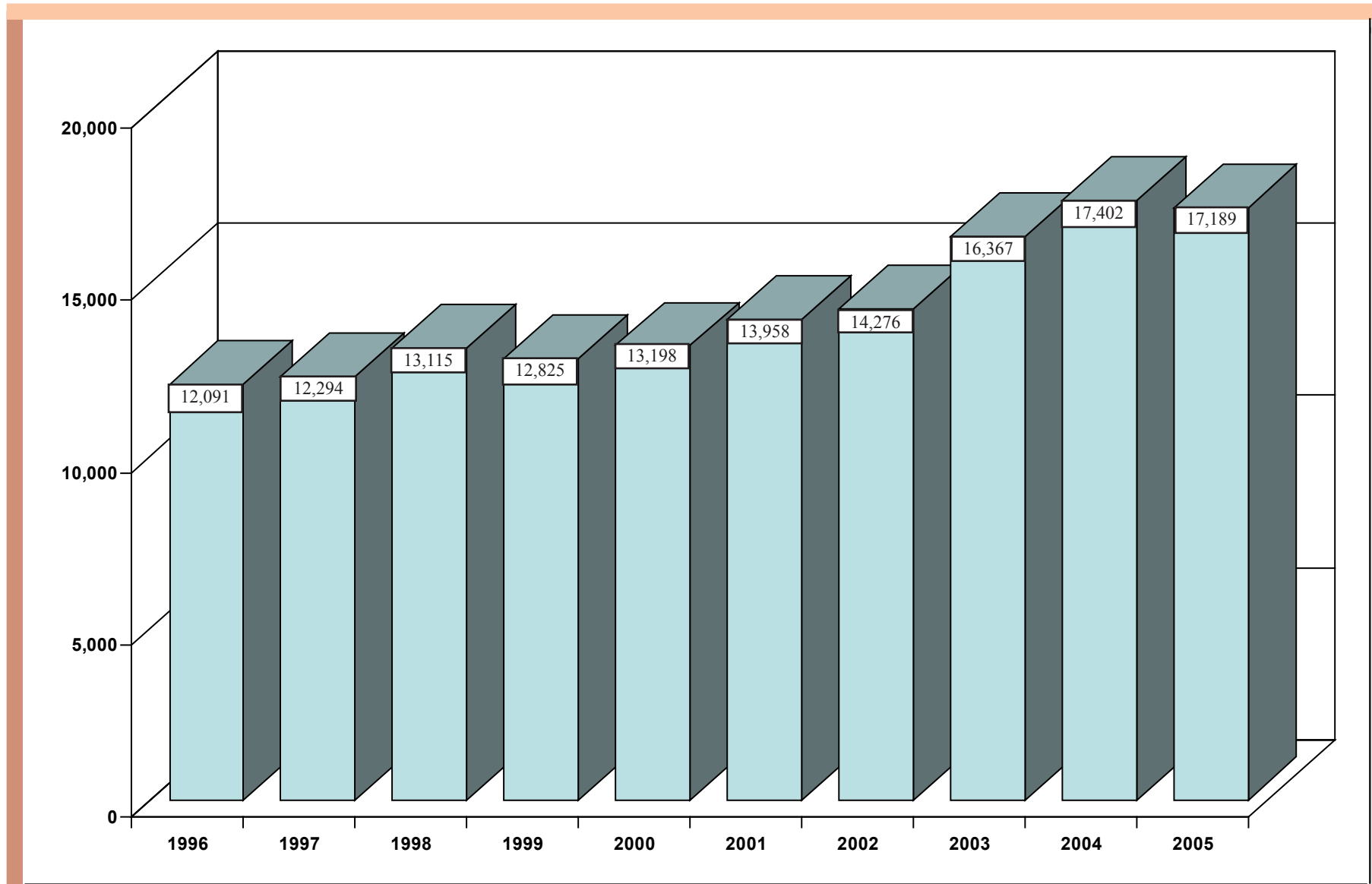
E - 6



Source: Field Operations Administration

## E5 Average Number of Parolees Supervised 1996 - 2005

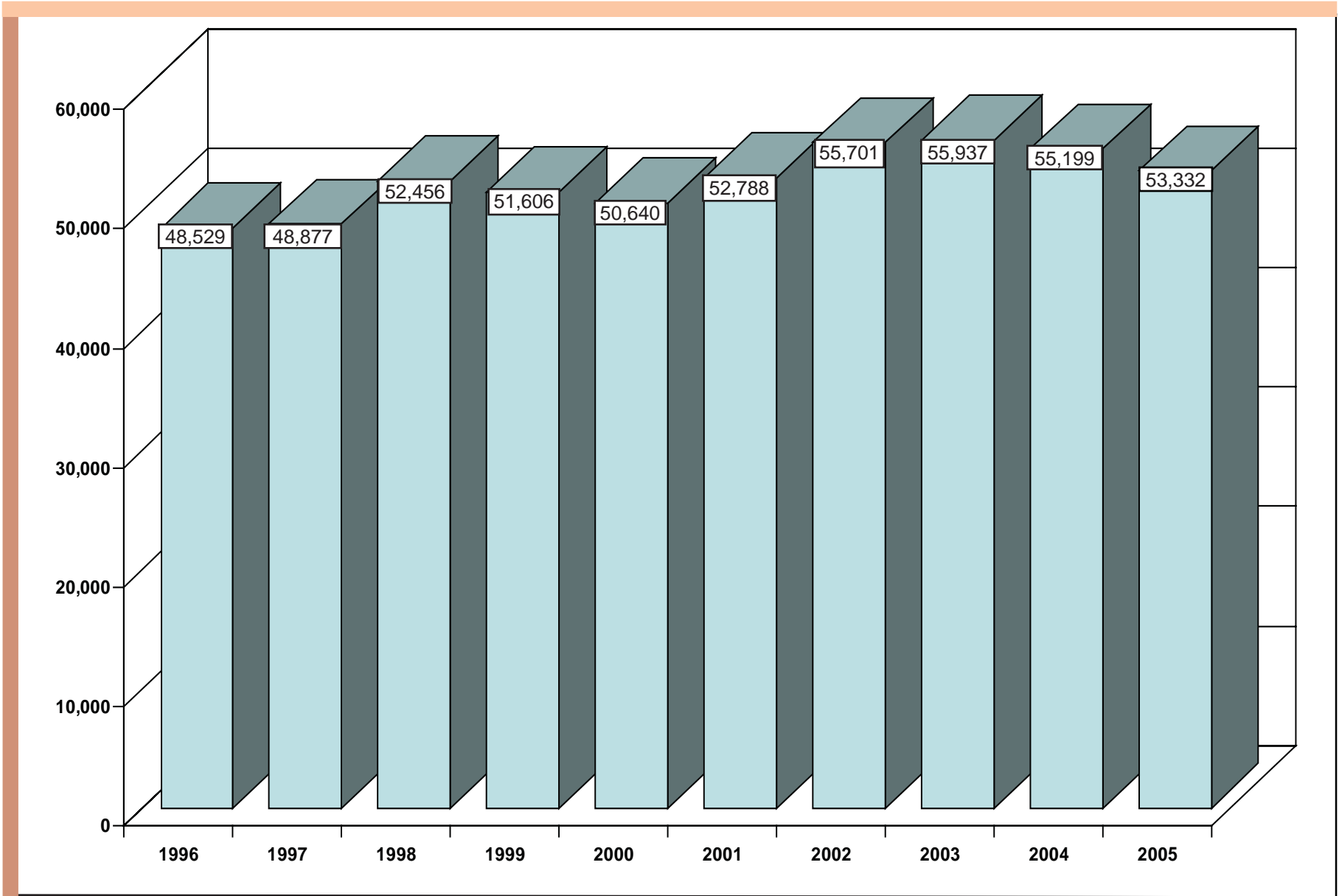
E - 7



Source: Field Operations Administration

**E6** Average Number of Probationers Supervised 1996 - 2005  
*(Includes Holmes Youthful Trainees and Delayed Sentences)*

E - 8



Source: Field Operations Administration



---

# *Department Operations*

A blue square containing a white, bold, sans-serif capital letter 'F'.

This section contains data and information about a variety of Departmental programs and administrative functions, operations and services.

There are four subsections.

- *Prisoner Program, Misconduct and Litigation Statistics*
- *Bureau of Correctional Industries*
- *Health Care Services*
- *Department Expenditures and Personnel Summaries*





## *Prisoner Program, Misconduct and Litigation Statistics*

Table F1 (formerly labeled F1c in 2004) provides statistics regarding prisoner participation in religious services broken down by faith preference.

The number of prisoners enrolled in academic and vocational programs is represented in Table F2. The education statistical reporting format was revised in 2005. The year-to-date (YTD) figures represent cumulative totals for FY 2004-05, while the enrollment figures are based on numbers enrolled during the month of September 2005.

Table F3 shows the number and disposition of misconduct charges, by location, that were issued against prisoners in 2005.

Table F4 is a summary of the number of lawsuits filed against the Department, by category and year (2002-2005).

## F1 2005 Prisoner Faith Preferences

Faith Preference	Number of Participants	Percent
Atheism	39	0.1%
Buddhism	502	1.0%
Catholicism	5,552	11.4%
Church of Scientology	41	0.1%
Hare Krishna	6	0.0%
Jehovah Witnesses	716	1.5%
Judaism	712	1.5%
Moorish Science Temple	3,030	6.2%
Muslim (Al Islam)	1,803	3.7%
Nation of Islam	2,239	4.6%
Native American Traditional Ways	1,028	2.1%
No Preference	5,514	11.3%
Other Faiths/Religion	1,822	3.7%
Protestantism	24,901	51.1%
Seventh Day Adventism	358	0.7%
Unknown Faith	477	1.0%
<b>Total</b>	<b>48,740</b>	<b>100.0%</b>

Note: Faith programming varies among the different facilities depending on population and classification levels.

Source: Special Activities Coordinator (Correctional Facilities Administration).

## F2 Institutional Education Program Statistics, FY 2004 - FY 2005

FACILITY	GED EXAMS PASSED		Career & Technical Education (CTE)	CORE CTE PROGRAM COMPLETIONS		PRE VOC PROGRAM COMPLETIONS		Number Enrolled During September 2005			
	Sept 2005	YTD		Sept 2005	YTD	Sept 2005	YTD	ACA-DEMIC	SPEC. ED	PRE-REL.	CTE
Alger Max. Corr Fac (LMF)	3	4	0	0	0	0	0	48	0	0	0
Baraga Max. Corr Fac (AMF)	7	34	0	0	0	0	9	133	0	0	0
Bellamy Creek Corr Fac (IBC)	9	99	2	17	105	2	12	341	49	15	55
Boyer Road Corr Fac (OTF)	8	35	3	8	66	8	119	96	0	10	80
Brooks, Earnest C. Corr Fac (LRF)	4	59	3	6	64	0	13	178	0	0	50
Camp Branch (CDW)	3	8	0	0	0	0	0	45	0	0	0
Camp Brighton (CBI)	0	38	0	0	0	0	0	82	0	1	0
Camp Cusino (CCU)	6	48	0	0	0	0	0	79	0	24	0
Camp Lehman (CLE)	2	33	0	0	0	0	0	127	0	28	0
Camp Manistique (CMQ)	5	69	1	2	20	30	45	183	0	0	6
Carson City Corr Fac (DRF)	6	53	1	2	15	0	0	191	0	0	19
Chippewa Corr Fac (URF)	4	57	4	0	3	0	0	248	0	23	0
Cooper Street Corr Fac (JCS)	3	78	1	0	10	15	171	260	0	0	55
Cotton, G. Robert Corr Fac (JCF)	4	62	1	0	9	0	0	276	32	24	55
Crane, Florence Corr Fac (ACF)	5	29	2	2	39	0	0	223	0	17	45
Deerfield Corr Fac (ITF)	6	99	6	7	111	0	0	408	9	0	142
Handlon, Richard A. Corr Fac (MTU)	23	353	7	12	73	0	0	363	0	0	125
Harrison, Gus Corr Fac (ARF)	8	28	2	7	99	0	0	228	0	28	64
Hiawatha Corr Fac (HTF)	0	0	2	5	106	33	308	19	0	8	140
Huron Valley Complex - Men (HVM)	0	3	0	0	0	0	0	66	4	0	0
Huron Valley Complex - Women (WHV)	13	28	5	6	56	3	32	221	9	24	170
Ionia Max. Corr Fac (ICF)	0	4	1	0	5	0	0	119	0	0	9
Kinross Corr Fac (KCF)	4	16	7	16	172	39	448	36	0	15	224
Lakeland Corr Fac (LCF)	2	45	2	6	65	0	0	246	0	14	0
Macomb Corr Fac (MRF)	0	29	2	31	0	0	0	267	0	0	30
Marquette Branch Prison (MBP)	2	48	0	0	0	14	103	121	0	36	47
Mid-Michigan Corr Fac (STF)	13	96	5	10	92	1	41	122	0	0	196
Mound Corr Fac (NRF)	3	0	3	0	0	0	0	109	0	0	95
Muskegon Corr Fac (MCF)	13	49	4	13	113	25	68	173	7	13	167
Newberry Corr Fac (NCF)	7	160	1	4	65	0	0	448	0	56	45
Oaks Corr Fac (ECF)	3	39	0	0	0	0	0	141	0	0	0
Ojibway Corr Fac (OCF)	13	121	1	4	46	5	58	315	0	24	16
Parnall Corr Fac (SMT)	9	89	3	13	128	0	0	287	0	14	86
Parr Highway Corr Fac (ATF)	2	29	1	1	16	0	0	111	0	34	26
Pine River Corr Fac (SPR)	9	78	2	2	38	15	54	275	0	43	85
Pugsley Corr Fac (MPF)	1	6	2	4	42	3	55	50	0	14	90
Riverside Corr Fac (RCF)	0	37	3	6	71	0	0	195	0	8	73
Ryan Corr Fac (RRF)	2	53	2	0	8	0	0	178	0	0	51
Saginaw Corr Fac (SRF)	6	62	3	3	61	8	126	262	0	24	74
Scott, Robert Corr Fac (SRF)	0	40	2	0	22	0	0	190	0	0	38
Southern MI Corr Fac (JMF)	5	62	4	12	96	4	15	269	0	0	158
St. Louis Corr Fac (SLF)	15	69	1	6	89	0	0	250	0	7	48
Standish Max. Corr Fac (SMF)	0	5	0	0	0	0	0	38	7	0	0
Straits Corr Fac (KTF)	12	96	1	4	28	0	0	341	0	0	46
Thumb Corr Fac (TCF)	7	68	3	13	76	12	59	284	0	0	48
West Shoreline Corr Fac (MTF)	3	30	1	2	19	22	146	132	0	19	68
<b>TOTAL</b>	<b>250</b>	<b>2,548</b>	<b>94</b>	<b>224</b>	<b>2,028</b>	<b>239</b>	<b>1,882</b>	<b>8,774</b>	<b>117</b>	<b>523</b>	<b>2,726</b>

SOURCE: Office of Prisoner Education and training (Correctional Facilities Administration).

NOTE: The numbers do not include male facilities without education programs, Field Operations Administration programs, or the Huron Valley Complex.

### F3 2005 Major Misconduct Statistics: Calendar Year Totals

Facility	Total Cases	Total Charges	Charges Not Guilty	Percent of Charges Not Guilty	Charges Dismissed	Percent of Charges Dismissed	Total Percent Not Guilty & Dismissed
Alger Max. Corr Fac (LMF)	2,879	3,632	30	0.8%	343	9.4%	10.3%
Baraga Max. Corr Fac (AMF)	2,324	2,700	41	1.5%	61	2.3%	3.8%
Bellamy Creek Corr Fac (IBC)	2,854	3,155	129	4.1%	83	2.6%	6.7%
Boyer Road Corr Fac (OTF)	494	514	77	15.0%	16	3.1%	18.1%
Brooks, Earnest C. Corr Fac (LRF)	1,462	1,646	95	5.8%	78	4.7%	10.5%
Carson City Corr Fac (DRF)	1,446	1,629	181	11.1%	88	5.4%	16.5%
CFA Camps	2,863	3,067	121	3.9%	132	4.3%	8.2%
Chippewa Corr Fac (URF)	4,361	4,751	112	2.4%	200	4.2%	6.6%
Community Residential Programs	149	161	3	1.9%	8	5.0%	6.8%
Cooper Street Corr Fac (JCS)	573	645	69	10.7%	28	4.3%	15.0%
Cotton, G. Robert Corr Fac (JCF)	2,161	2,370	148	6.2%	63	2.7%	8.9%
Crane, Florence Corr Fac (ACF)	850	913	106	11.6%	27	3.0%	14.6%
Deerfield Corr Fac (ITF)	1,033	1,139	66	5.8%	49	4.3%	10.1%
Egeler, Charles E. Recep & Guid (RGC)	1,180	1,354	90	6.7%	72	5.3%	12.0%
Handlon, Richard A. Corr Fac (MTU)	3,507	3,905	196	5.0%	204	5.2%	10.2%
Harrison, Gus Corr Fac (ARF)	2,488	2,946	125	4.2%	110	3.7%	8.0%
Hiawatha Corr Fac (HTF)	656	736	45	6.1%	30	4.1%	10.2%
Huron Valley Complex - Men (HVM)	1,424	1,699	82	4.8%	69	4.1%	8.9%
Huron Valley Complex - Women (WHV)	1,004	1,168	124	10.6%	52	4.5%	15.1%
Ionia Max. Corr Fac (ICF)	1,148	1,269	39	3.1%	45	3.5%	6.6%
Kinross Corr Fac (KCF)	1,450	1,587	73	4.6%	79	5.0%	9.6%
Lakeland Corr Fac (LCF)	1,018	1,085	99	9.1%	50	4.6%	13.7%
Macomb Corr Fac (MRF)	1,516	1,760	79	4.5%	104	5.9%	10.4%
Marquette Branch Prison (MBP)	2,108	2,462	37	1.5%	85	3.5%	5.0%
Michigan Youth Corr Fac (MYC)	1,707	1,861	124	6.7%	353	19.0%	25.6%
Mid-Michigan Corr Fac (STF)	682	748	56	7.5%	24	3.2%	10.7%
Mound Corr Fac (NRF)	809	874	35	4.0%	36	4.1%	8.1%
Muskegon Corr Fac (MCF)	1,544	1,723	168	9.8%	77	4.5%	14.2%
Newberry Corr Fac (NCF)	1,289	1,401	35	2.5%	12	0.9%	3.4%
Oaks Corr Fac (ECF)	1,717	1,827	43	2.4%	88	4.8%	7.2%
Ojibway Corr Fac (OCF)	2,169	2,500	83	3.3%	71	2.8%	6.2%
Parnall Corr Fac (SMT)	1,294	1,429	107	7.5%	51	3.6%	11.1%
Parr Highway Corr Fac (ATF)	382	435	26	6.0%	5	1.1%	7.1%
Pine River Corr Fac (SPR)	493	549	52	9.5%	29	5.3%	14.8%
Pugsley Corr Fac (MPF)	979	1,027	40	3.9%	68	6.6%	10.5%
Riverside Corr Fac (RCF)	1,904	2,132	134	6.3%	149	7.0%	13.3%
Ryan Corr Fac (RRF)	805	919	80	8.7%	38	4.1%	12.8%
SAI Boot Camp Program	121	122	4	3.3%	0	0.0%	3.3%
Saginaw Corr Fac (SRF)	1,822	2,071	120	5.8%	53	2.6%	8.4%
Scott, Robert Corr Fac (SCF)	1,597	2,024	233	11.5%	174	8.6%	20.1%
Southern MI Corr Fac (JMF)	2,422	2,769	244	8.8%	84	3.0%	11.8%
St. Louis Corr Fac (SLF)	1,990	2,255	194	8.6%	106	4.7%	13.3%
Standish Max. Corr Fac (SMF)	1,311	1,466	44	3.0%	86	5.9%	8.9%
Straits Corr Fac (KTF)	787	871	58	6.7%	25	2.9%	9.5%
Thumb Corr Fac (TCF)	1,362	1,547	114	7.4%	47	3.0%	10.4%
West Shoreline Corr Fac (MTF)	366	392	23	5.9%	11	2.8%	8.7%
<b>TOTAL</b>	<b>68,500</b>	<b>77,235</b>	<b>4,184</b>	<b>5.4%</b>	<b>3,663</b>	<b>4.7%</b>	<b>10.2%</b>

Source: Corrections Management Information System (CMIS)

## F4 Litigation Statistics, 2002 – 2005

CATEGORY	2002	2003	2004	2005
Access to Courts	15	6	8	16
Community Residential Programs	5	3	0	1
Conditions of Confinement	10	14	12	17
Disciplinary Process	24	14	14	21
Discrimination	7	9	2	6
Employee – Discrimination	7	5	2	7
Employee – Other	24	21	22	13
Failure to Protect – Prisoner	14	12	18	10
Federal Habeas Corpus <sup>1</sup>				423
Food	1	0	2	2
Freedom of Information Act	5	3	3	4
Harassment	39	45	34	40
Jail Facilities	1	0	1	0
Mail – Legal	2	8	14	8
Mail – Nonlegal	6	4	5	7
Medical	52	59	41	47
Miscellaneous	39	16	14	21
Parole Administrative Appeal <sup>2</sup>	326	284	115	79
Parole Revocation Process	181	65	34	61
Personal Injury – Prisoner	8	4	5	5
Personal Injury – Public	6	0	2	0
Petitions for Review – APA	319	210	143	107
Programming	17	6	9	3
Property	9	5	13	8
Property – Legal	2	1	4	3
Religion	8	16	12	25
Searches	3	0	0	3
Security Classification	29	17	19	29
State Habeas (Challenge Conviction) <sup>3</sup>	47	89	73	62
Time Computation	72	55	50	33
Transfer	1	3	0	6
Use of Force	32	14	17	12
Use of Restraints	2	1	3	2
Visits	3	3	2	1
<b>TOTAL LAWSUITS</b>	<b>1,316</b>	<b>992</b>	<b>693</b>	<b>1,082</b>

SOURCE: Office of Policy and Hearings (Policy & Strategic Planning Administration).

<sup>1</sup>New reporting category for 2005.

<sup>2</sup>This category includes all appeals of Parole Board decisions to Circuit Court under MCL 791.234(7). It includes most cases which were in the "Parole Release Process" category in earlier years.

<sup>3</sup>Reporting category established in 2002, formerly counted within Miscellaneous.







## *Bureau of Correctional Industries*

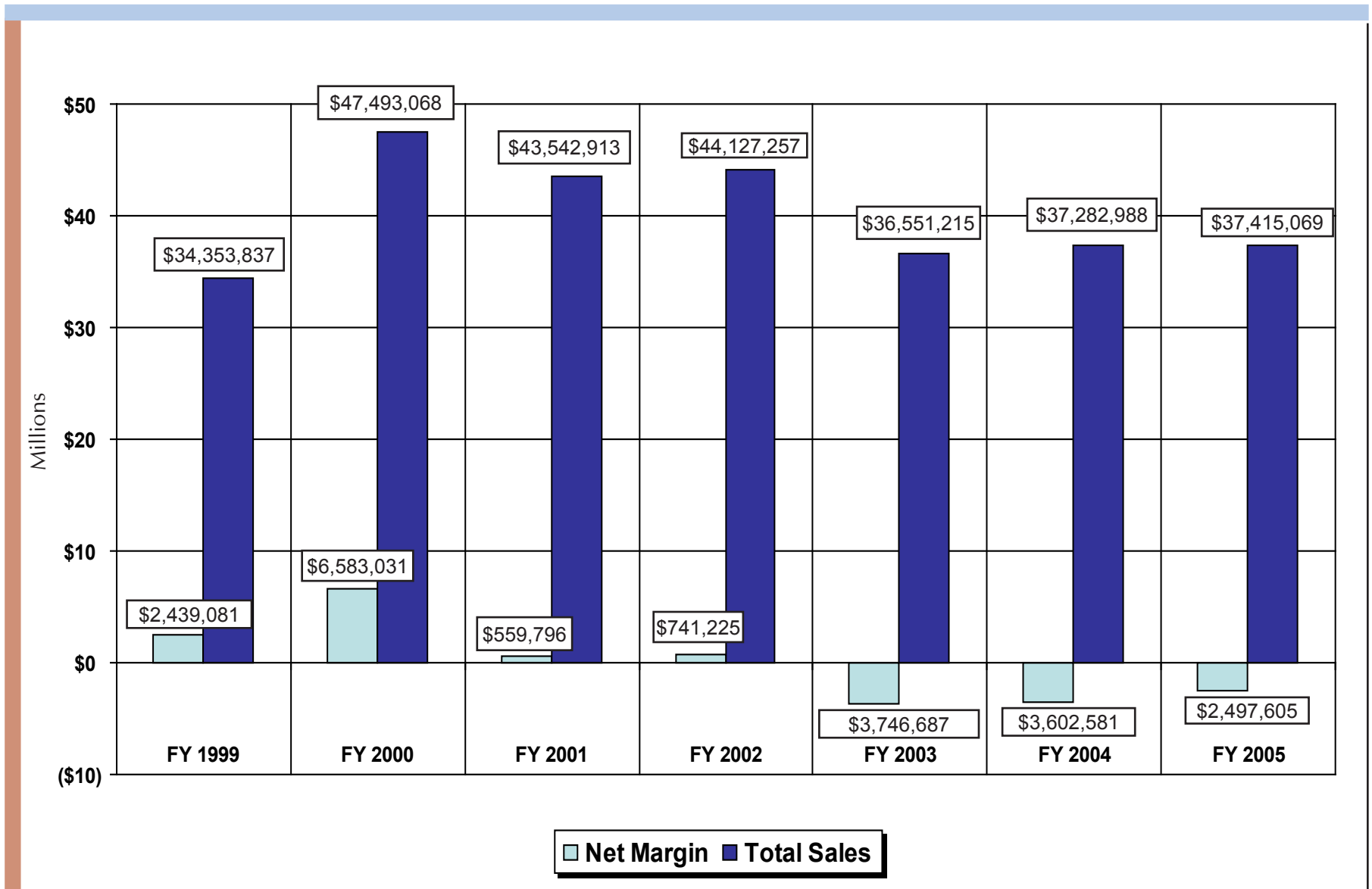
Table F5 is a seven year history of total sales and net margin for the Bureau of Correctional Industries.

Table F6 provides a comparison of total sales and net margin from factory operations, broken down by individual factory and fiscal years (FY 2004 and FY 2005).

Table F7 shows the hourly pay schedule for prisoners employed in correctional industries.

# F5 Seven-Year History of Total Sales and Net Margin, FY 1999 - FY 2005

F - 10



Source: Bureau of Correctional Industries (Administration and Programs)

## F6 Comparison of Total Sales and Net Margin from Factory Operations FY 2004 - FY 2005 (In Thousands)

FACTORY	SALES		NET MARGIN or (Loss)	
	FY 2004	FY 2005	FY 2004	FY 2005
Brooks Laundry	\$ 1,689	\$ 1,318	\$ 123	\$ (19)
Camp Ottawa Sawmill	530	539	(147)	(245)
Carson City Garment	3,821	3,877	752	1,376
Carton	202	237	17	63
Chair	307	203	(266)	(210)
Chippewa Garment	884	1,286	(70)	218
Chippewa Laundry	1,126	1,310	(104)	(162)
Computer Operations	70	46	(300)	(268)
Dental Lab	204	173	(54)	(53)
Furniture Restoration	321	336	(462)	(412)
Optical Lab	247	574	(96)	131
Jackson Dairy	3,175	3,321	(570)	(796)
Jackson Garment	781	751	72	32
Jackson Laundry	337	1,056	(1,223)	(485)
Jackson Print Shop	892	769	(169)	(255)
Janitorial	3,165	3,130	327	427
Kinross Garment	1,510	1,841	12	166
License/Plate	4,168	1,872	1,345	339
License/Tab	-	-	(2)	-
Marquette Dairy	377	282	(238)	(375)
Marquette Garment	707	905	(20)	42
Mattress	1,171	1,579	(94)	339
Meat Processing	3,296	3,275	(620)	(563)
Metal Furniture	519	956	(931)	(720)
Plastic Bags	35	4	(30)	(75)
Ryan GIS	55	18	(205)	(158)
Shoe	1,968	2,226	123	528
Sign	372	536	(204)	(50)
Textile	3,847	3,519	50	(103)
Thumb Laundry	1,320	1,155	(29)	(86)
Vinyl Products	52	56	(89)	(91)
Wood Furniture	137	265	(369)	(1,033)
<b>TOTAL</b>	<b>\$ 37,285</b>	<b>\$ 37,415</b>	<b>\$ (3,471)</b>	<b>\$ (2,498)</b>

SOURCE: Bureau of Correctional Industries (Administration and Programs).

NOTES: Dollar amounts are rounded to the nearest thousand.  
 Negative Net Margin represents a loss.  
 Differences between figures in Tables F5 and F6 are due to miscellaneous revenue.

## F7 2005 Hourly Pay Schedule

### INDUSTRIES HOURLY PAY SCHEDULE

CLASS	Automatic Increases		
	Start	30-Day	60-Day
	A	B	C
1. Trainee	.25	.27	.30
2. Semi-Skilled	.35	.40	.45
3. Skilled	.50	.55	.60
4. Highly Skilled	.65	.70	.75
7. Specialist	.80	.85	.90

Note: Merit increases have been eliminated. Anyone currently at a pay rate which exceeds the maximum rate for that classification will be frozen.

SOURCE: Bureau of Correctional Industries (Administration and Programs).



## Health Care Services

This section presents charts regarding the cost of health care services for prisoners. Services are provided by the Bureau of Health Care Services. The Bureau has two main goals:

- Provide cost-effective care.
- Provide quality care

Charts F8 through F10 summarize the Department's prisoner health care costs.

- Chart F8 shows health care costs since the implementation of *managed care* for prisoners in FY 1997 to costs in FY 1996 prior to implementation of managed care. Further, F8 distinguishes between *medical, dental and psychological services* provided

or controlled directly by the Department of Corrections versus *mental health* care costs provided directly by the Department of Community Health (DCH) for prisoners with serious mental illness.

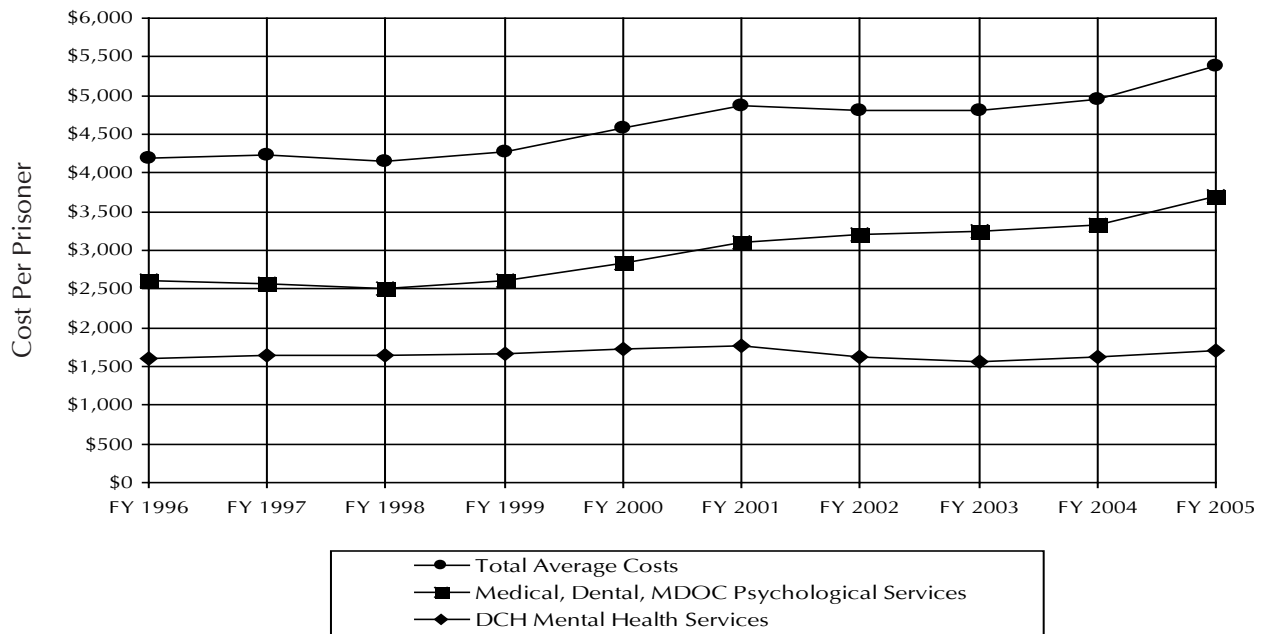
- The F9 chart shows a detailed breakdown of the trend of prisoner health care costs since FY 1996 under direct control of the Department of Corrections, (i.e. excluding the DCH costs).
- Chart F10 provides the Consent Decree Health Care expenditures for FY 2004 through FY 2005.

# F8 Health Care Expenditures Profile

FY 1996 - FY 2005

Fiscal Year	Average Population*	Annual Percent Change	Average Cost Per Prisoner			
			Medical, Dental, MDOC Psychological Services (MDPS)	MDPS Annual Percent Change	DCH** Mental Health	TOTAL
1996	44,586	---	Prior to Implementing Managed Care			
			\$2,603	---	\$1,596	\$4,199
1997	44,768	0.4%	After Implementing Managed Care			
			\$2,573	(1.2%)	\$1,654	\$4,227
1998	45,508	1.7%	2,515	(2.3%)	1,635	4,150
1999	46,030	1.1%	2,614	3.9%	1,668	4,282
2000	46,986	2.1%	2,839	8.6%	1,735	4,574
2001	48,528	3.3%	3,101	9.2%	1,766	4,867
2002	49,855	2.7%	3,197	3.1%	1,615	4,812
2003	50,561	1.4%	3,250	1.7%	1,560	4,810
2004	49,179	(2.7%)	3,322	2.2%	1,624	4,946
2005	48,907	(0.6%)	3,690	11.1%	1,698	5,388

Average Costs Per Prisoner



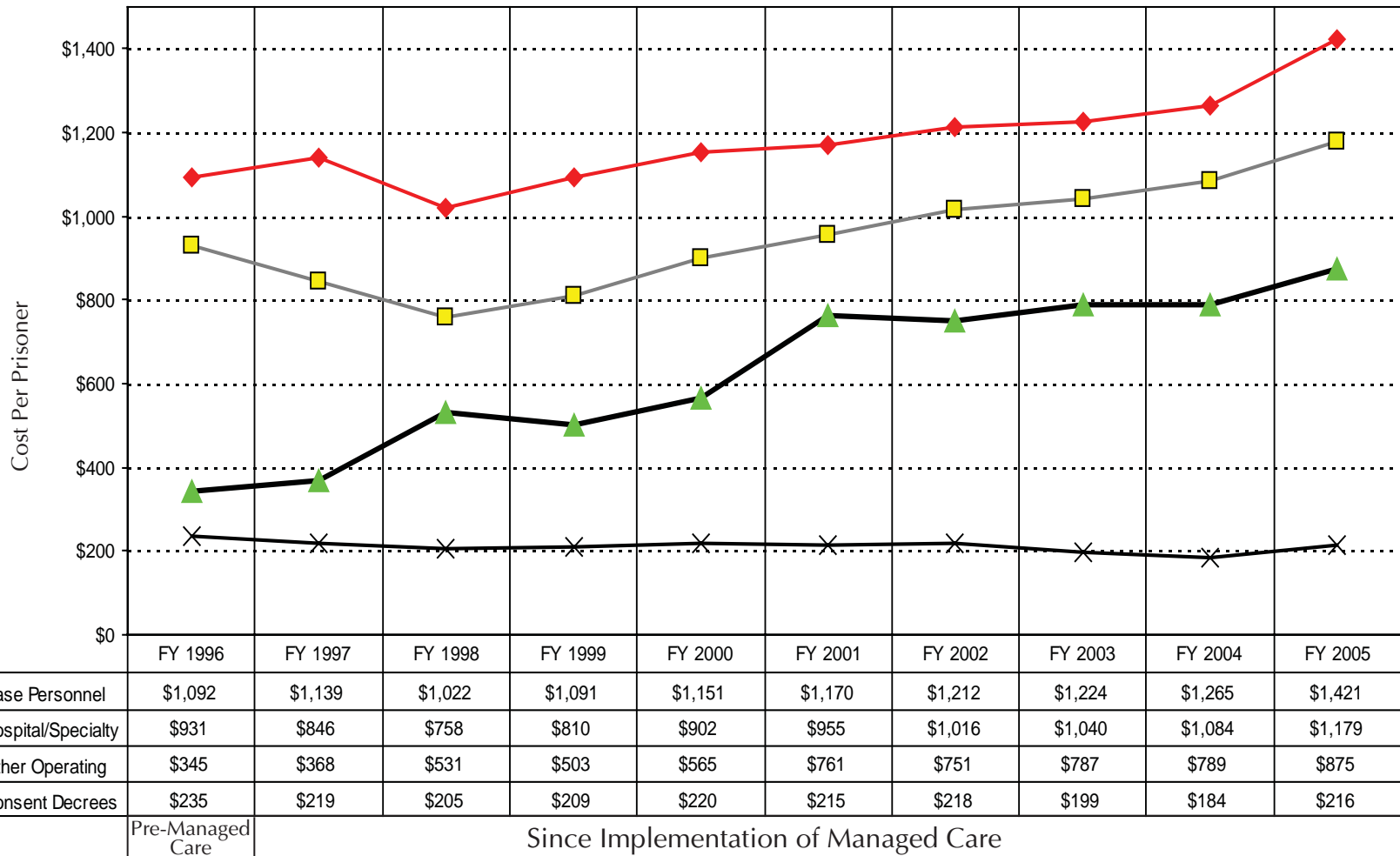
\* Based on Service Population.

\*\* Mental Health costs under direct control of the Department of Community Health (DCH) for prisoners with serious mental illness.

Note: Numbers in this table reflect a system of reporting expenditures in the year they were paid.

Source: Bureau of Health Care Services, Correctional Facilities Administration.

# F9 Trend of Per Prisoner Health Care Expenditures Under Direct Control of MDOC FY 1996 - FY 2005\*



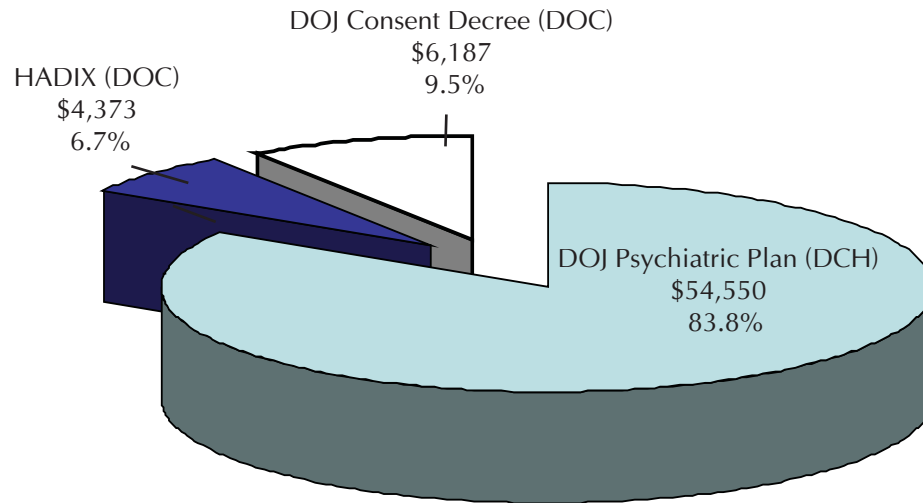
F - 15

Source: Bureau of Health Care Services (Correctional Facilities Administration)

\*Excludes mental health costs under the direct control of the Department of Community Health. Costs in this table are reported based on a system of reporting expenditures in the year they were paid.

# F10 Consent Decree Health Care Expenditures FY 2004 - FY 2005

84% OF CONSENT DECREE DOLLARS SUPPORT MENTAL HEALTH PROGRAMS FOR PRISONERS ADMINISTERED BY THE DEPARTMENT OF COMMUNITY HEALTH



FY 04/05	HADIX (DOC)	DEPT. OF JUSTICE CONSENT DECREE (DOC)	DEPT. OF JUSTICE PSYCHIATRIC PLAN (DCH)	TOTAL FY 04/05 EXPENDITURES
EXPENDITURES (Thousands)	\$4,373	\$6,187	\$54,550	\$65,110

NOTE: Consent Decree Expenditures represent the cost of program improvements made pursuant to agreement with the federal court or by court order under the Consent Decrees.



---

# *Department Operations*



## *Department Expenditures and Personnel Summaries*

This section summarizes how the Department spent its fiscal year 2005 appropriations and presents statistics regarding the Department's employees.

Table F11 shows spending broken down by facilities and other Departmental operations. Table F11a is a summary chart of Department spending by function.

Tables F12 and F12a present information about the number and characteristics of Department employees by location.

# F11 Gross Expenditures and Encumbrances Excluding Capital Outlay—FY 2005\*

F - 18

Location	Percent	Expenditures
<b>Central Office Administration</b>	1.03	\$ 17,910,058
<b>Department-Wide Costs:</b>		
County Jail Reimbursement	0.60	\$10,369,000
Equipment and Special Maintenance	0.10	1,648,528
Human Resources	0.89	15,422,427
Inmate Legal Services Program	0.04	700,000
Training (New Employee/Projects)	0.17	2,894,074
Prosecutorial and Detainer Expenses	0.23	4,051,000
Substance Abuse Programs	1.03	17,819,235
Workers Compensation	0.99	17,066,960
<b>Office of Community Corrections</b>	1.86	32,154,309
<b>Field Operations, including CRP</b>	8.73	151,110,349
<b>Health Care/Clinical</b>	9.82	169,925,249
<b>Consent Decree</b>	4.07	70,505,429
<b>Information Technology</b>	0.79	13,653,141
<b>Correctional Facilities:</b>		
Correctional Facilities Administration	2.23	38,526,649
Alger Maximum Correctional Facility	1.74	30,137,075
Baraga Maximum Correctional Facility	2.00	34,589,605
Bellamy Creek Correctional Facility	2.41	41,658,614
Brooks, Earnest C. Correctional Facility	2.36	40,931,184
Carson City Correctional Facility	2.51	43,422,183
Chippewa Correctional Facility	2.47	42,774,472
Cooper Street Correctional Facility	1.29	22,394,271
Cotton, G. Robert Correctional Facility	2.06	35,701,765
Egeler, Charles E. Recep & Guid Center	2.80	48,460,754
Handlon, Richard A. Correctional Facility	1.28	22,075,460
Harrison, Gus Correctional Facility	2.36	40,878,645

Location	Percent	Expenditures
Huron Valley Complex <sup>1</sup>	3.74	64,739,008
Ionia Maximum Correctional Facility	1.56	27,059,745
Jackson Area Support and Services	0.75	12,960,771
Kinross Correctional Facility	2.91	50,430,690
Lakeland Correctional Facility <sup>2</sup>	3.29	56,946,848
Macomb Correctional Facility	1.48	25,703,265
Marquette Branch Prison	1.91	32,980,703
Michigan Youth Correctional Facility <sup>3</sup>	1.07	18,573,140
Mound Correctional Facility	1.54	26,655,463
Muskegon Correctional Facility	1.34	23,240,503
Newberry Correctional Facility	1.60	27,618,233
Oaks Correctional Facility	1.76	30,518,995
Ojibway Correctional Facility	1.29	22,340,660
Parnall Correctional Facility	1.24	21,501,042
Pine River Correctional Facility	1.00	17,384,697
Pugsley Correctional Facility	1.07	18,519,070
Riverside Correctional Facility <sup>4</sup>	2.35	40,745,148
Ryan Correctional Facility	1.60	27,774,369
Saginaw Correctional Facility	1.73	29,866,667
Scott, Robert Correctional Facility	1.59	27,551,551
Southern Michigan Correctional Facility	1.93	33,495,362
Special Alternative Incarceration Program <sup>5</sup>	0.60	10,397,492
St. Louis Correctional Facility	2.74	47,485,129
Standish Maximum Correctional Facility	2.00	34,667,643
Thumb Correctional Facility	1.69	29,211,982
Western Wayne Correctional Facility <sup>6</sup>	0.35	6,099,999
<b>TOTALS</b>	<b>100.00%</b>	<b>\$1,731,248,612</b>

Source: Bureau of Fiscal Management (Administration & Programs)

\*The gross expenditure format is a change from prior years where only General Fund/General Purpose expenditures were reported. Under the old format, the total FY 2005 amount would be \$1,688,267,707. This report includes all funds. The FY 2005 gross expenditures report contains costs funded by \$29,481,266 in offender collections, \$4,106,919 in grants, and \$9,392,720 in other collections. These amounts, totaling \$42,980,905, were not included in FY 2004 and prior years.

<sup>1</sup>MDOC assumed responsibility for Huron Valley facility, partially funded by DCH consent decree.

<sup>2</sup>Florence Crane Correctional Facility is consolidated into Lakeland's appropriation.

<sup>3</sup>Michigan Youth Correctional Facility increase is result of discontinuation of Federal VOI/TIS grant.

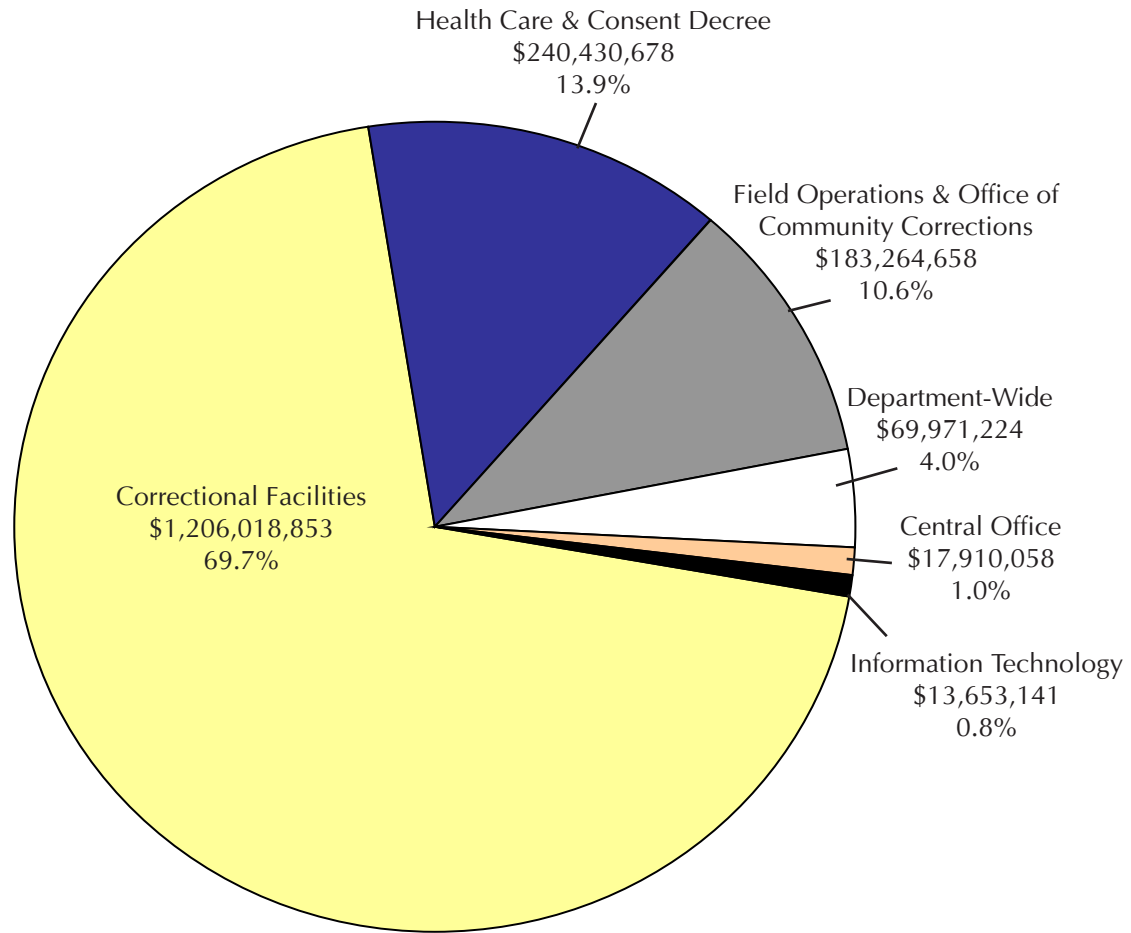
<sup>4</sup>Deerfield Correctional Facility is consolidated into Riverside's appropriation.

<sup>5</sup>Special Alternative Incarceration Program (SAI) is now part of CFA instead of FOA.

<sup>6</sup>MDOC was not funded for Western Wayne Correctional Facility in FY 2005, but expenditures were incurred for housing prisoners until its closure in FY 2005.

# F11a FY 2005 Corrections Operating Expenditures: \$1,731,248,612

F - 19



Correctional Facilities including Health Care and Consent Decree: \$1,446,449,531 = 83.5%

Source: Bureau of Fiscal Management, Finance Division

# F12 Number of Employees as of December 31, 2005

Location	Total Employees	Total Minority Employees	Total Corrections Officers <sup>1</sup>	Total Female Corrections Officers	Total Minority Corrections Officers
Alger Maximum Correctional Facility (LMF)	355	22	235	41	12
Baraga Maximum Correctional Facility (AMF)	430	17	294	28	12
Bellamy Creek Correctional Facility (IBC)	492	62	296	48	38
Brooks, Earnest C. Correctional Facility <sup>2</sup> (LRF)	532	138	309	68	77
Bureau of Correctional Industries (BCI)	204	19	0	0	0
Carson City Correctional Facility <sup>3</sup> (DRF)	539	38	315	56	17
Central Office (CO)	591	131	0	0	0
Chippewa Correctional Facility <sup>4</sup> (URF)	570	66	311	37	44
Cooper Street Correctional Facility (JCS)	379	59	172	22	23
Cotton, G. Robert Correctional Facility (JCF)	457	80	296	54	58
Crane, Florence Correctional Facility (ACF)	368	22	225	52	13
Deerfield Correctional Facility (ITF)	212	30	114	18	15
Egeler, Charles E. Recep & Guid Center (RGC)	719	117	398	54	54
Field Operations Administration (FOA)	1,711	571	66	15	25
Handlon, Richard A. Corr. Facility (MTU)	293	24	156	28	12
Harrison, Gus Correctional Facility <sup>5</sup> (ARF)	525	57	312	44	29
Huron Valley Complex <sup>6</sup>	802	347	521	206	238
Ionia Maximum Correctional Facility (ICF)	338	45	232	31	23
Jackson Central Region	91	12	0	0	0
Kinross Correctional Facility <sup>7</sup> (KCF)	569	87	374	49	66
Lakeland Correctional Facility (LCF)	300	24	191	31	13
Macomb Correctional Facility (MRF)	321	94	198	51	54
Marquette Branch Prison (MBP)	426	19	262	16	11
Mound Correctional Facility (NRF)	326	251	220	66	170
Muskegon Correctional Facility (MCF)	289	86	162	38	50
Newberry Correctional Facility (NCF)	343	36	205	33	23
Oaks Correctional Facility (ECF)	393	14	269	40	10
Ojibway Correctional Facility (OCF)	281	5	159	18	2
Parnall Correctional Facility (SMT)	276	51	148	29	29
Pine River Correctional Facility (SPR)	243	17	143	24	9
Pugsley Correctional Facility (MPF)	262	11	158	19	8
Riverside Correctional Facility (RCF)	436	48	278	38	32
Ryan Correctional Facility (RRF)	327	252	217	73	172
Saginaw Correctional Facility (SRF)	369	63	234	65	46
Scott, Robert Correctional Facility (SCF)	351	238	218	151	160
Southern Michigan Correctional Fac. (JMF)	427	96	295	40	59
St. Louis Correctional Facility <sup>8</sup> (SLF)	609	60	390	54	32
Standish Maximum Correctional Fac. (SMF)	436	21	294	56	14
Thumb Correctional Facility (TCF)	343	62	217	53	38
<b>TOTALS</b>	<b>16,935</b>	<b>3,392</b>	<b>8,884</b>	<b>1,746</b>	<b>1,688</b>

SOURCE: Bureau of Human Resources.

INCLUDES: <sup>1</sup>Corrections Officers, Corrections Medical Aides, Resident Unit Officers and Work Camp Supervisors. <sup>2</sup>West Shoreline Corr. Fac. <sup>3</sup>Boyer Road Corr. Fac. <sup>4</sup>Straits Corr. Fac. <sup>5</sup>Parr Highway Corr. Fac. <sup>6</sup>Integration of the Huron Valley Corr. Facility and the Huron Valley Center <sup>7</sup>Hiawatha Corr. Fac. <sup>8</sup>Mid-Michigan Corr. Fac.

NOTE: The Camp Program is not reported separately because camps were annexed by nearby institutions in 1997.

# F12a Corrections Officers as of December 31, 2005<sup>1</sup>

INSTITUTION	MALES	FEMALES	TOTAL
Alger Maximum Correctional Facility (LMF)	194	41	235
Baraga Maximum Correctional Facility (AMF)	266	28	294
Bellamy Creek Correctional Facility (IBC)	248	48	296
Brooks, Earnest C. Correctional Facility <sup>2</sup> (LRF)	241	68	309
Carson City Correctional Facility <sup>3</sup> (DRF)	259	56	315
Chippewa Correctional Facility <sup>4</sup> (URF)	274	37	311
Cooper Street Correctional Facility (JCS)	150	22	172
Cotton, G. Robert Correctional Facility (JCF)	242	54	296
Crane, Florence Correctional Facility (ACF)	173	52	225
Deerfield Correctional Facility (ITF)	96	18	114
Egeler, Charles E. Recep & Guid Center (RGC)	344	54	398
Field Operations Administration (FOA)	51	15	66
Handlon, Richard A. Corr. Facility (MTU)	128	28	156
Harrison, Gus Correctional Facility <sup>5</sup> (ARF)	268	44	312
Huron Valley Complex <sup>6</sup>	315	206	521
Ionia Maximum Correctional Facility (ICF)	201	31	232
Kinross Correctional Facility <sup>7</sup> (KCF)	325	49	374
Lakeland Correctional Facility (LCF)	160	31	191
Macomb Correctional Facility (MRF)	147	51	198
Marquette Branch Prison (MBP)	246	16	262
Mound Correctional Facility (NRF)	154	66	220
Muskegon Correctional Facility (MCF)	124	38	162
Newberry Correctional Facility (NCF)	172	33	205
Oaks Correctional Facility (ECF)	229	40	269
Ojibway Correctional Facility (OCF)	141	18	159
Parnall Correctional Facility (SMT)	119	29	148
Pine River Correctional Facility (SPR)	119	24	143
Pugsley Correctional Facility (MPF)	139	19	158
Riverside Correctional Facility (RCF)	240	38	278
Ryan Correctional Facility (RRF)	144	73	217
Saginaw Correctional Facility (SRF)	169	65	234
Scott, Robert Correctional Facility (SCF)	67	151	218
Southern Michigan Correctional Fac. (JMF)	255	40	295
St. Louis Correctional Facility <sup>8</sup> (STF)	336	54	390
Standish Maximum Correctional Fac. (SMF)	238	56	294
Thumb Correctional Facility (TCF)	164	53	217
<b>TOTALS</b>	<b>7,138</b>	<b>1,746</b>	<b>8,884</b>

SOURCE: Bureau of Human Resources.

INCLUDES: <sup>1</sup> Corrections Officers, Corrections Medical Aides, Resident Unit Officers and Work Camp Supervisors <sup>2</sup>West Shoreline Corr. Fac. <sup>3</sup>Boyer Road Corr. Fac. <sup>4</sup>Straits Corr. Fac. <sup>5</sup>Parr Highway Corr. Fac. <sup>6</sup>Integration of the Huron Valley Corr. Facility and the Huron Valley Center <sup>7</sup>Hiawatha Corr. Fac. <sup>8</sup>Mid-Michigan Corr. Fac.

NOTE: The Camp Program is not reported separately because camps were annexed by nearby institutions in 1997.



# Michigan Prisoner ReEntry Initiative



The Michigan Prisoner Re-Entry Initiative (MPRI), implemented in the summer of 2005, is a statewide initiative, spearheaded by the Governor and supported by various state departments, local elected officials, and faith-based and community-based organizations in partnership with the Michigan Department of Corrections.

The **VISION** of the MPRI is that every inmate released from prison will have the tools needed to succeed in the community.

The **MISSION** of the MPRI is to reduce crime by implementing a seamless plan of services and supervision developed with each offender—delivered through state and local collaboration— from the time the offender enters prison through the offender’s transition, reintegration, and aftercare in the community.

The **GOALS** of the MPRI are to:

- **Promote public safety** by reducing the threat of harm to persons and their property by released offenders in the communities to which those offenders return.
- **Increase success rates of offenders** who transition from prison by fostering effective risk management and treatment programming, offender accountability, and community and victim participation.

## **THE THREE-PHASE, SEVEN-DECISION-POINT MPRI MODEL**

The MPRI Model involves improved decision making at seven critical decision points in the three phases of the custody, release, and community supervision/discharge process.

### ***PHASE ONE – GETTING READY***

The **institutional phase** describes the details of events and responsibilities which occur during the offender’s imprisonment from admission until the point of the parole decision and involves the first two major decision points:

- 1. Assessment and classification:** Measuring the offender’s risks, needs, and strengths.
- 2. Inmate programming:** Assignments to reduce risk, address need, and build on strengths.

### ***PHASE TWO – GOING HOME***

The **transition to the community or re-entry phase** begins approximately six months before the offender’s target release date. In this phase, highly specific re-entry plans are organized that address housing, employment, and services to address addiction and mental illness. Phase Two involves the next two major decision points.

- 3. Inmate release preparation:** Developing a strong, public-safety-conscious parole plan.
- 4. Release decision making:** Improving parole release guidelines.

### ***PHASE THREE – STAYING HOME***

The **community and discharge phase** begins when the inmate is released from prison and continues until discharge from community parole supervision. In this phase, it is the responsibility of the former inmate, human services providers, and the offender’s network of community supports and mentors to assure continued success. Phase Three involves the final three major decision points of the transition process:

- 5. Supervision and services:** Providing flexible and firm supervision and services.
- 6. Revocation decision making:** Using graduated sanctions to respond to behavior.
- 7. Discharge and aftercare:** Determining community responsibility to “take over” the case.

The map on page G - 3 shows the first round of eight pilot sites as well as projected future pilot sites and Michigan Works! Agencies (MWAs), which oversee workforce development programs. Also, the map shows the counties that are participating in each site and the prisons that will be releasing parolees to those counties. For each county or group of counties, a community coordinator was hired to seek community input in the development of a local Comprehensive Prisoner ReEntry Plan to help prepare each community for the re-entry of

CONTINUED ON PAGE G - 2

---

prisoners into their communities. In fiscal year 2007, the plan is to engage seven more pilot sites, and in FY 2008, the remainder of the state will be engaged.

The lynch pin of the MPRI Model is the development and use of Transition Accountability Plans (TAP) at critical phases in the prisoner transition process. The TAPs succinctly describe exactly what is expected for a successful reentry process as illustrated by chart G1.

Institutional Parole Agents begin the process of case management and TAP development. The TAP process begins soon after offenders enter prison.

The objective of the TAP process is to develop a seamless system of programming and service delivery ensuring that upon the prisoner's return to the community, appointments for needed services and 'real world' needs are met. Examples of needs include:

- mental health treatment;
- substance abuse treatment;
- housing;
- financial assistance;
- identification documents;
- transportation;
- employment or vocational training; and
- family reunification and support, when appropriate.

## **TRACKING MPRI OUTCOMES**

The follow up of MPRI-related offenders who are released to the community will be done by systematically tracking individual offender release cohorts since the MPRI is being implemented in stages to build toward the full MPRI Model. For example, the activity for the first round of official MPRI pilot sites is concentrated on Phases II and III of the MPRI Model because the new, dynamic risk/needs assessment instrument (Correctional Offender Management Profiling for Alternative Sanctions - COMPAS) that is the lynch pin of Phase I at the point of reception into prison has not been fully implemented yet, although it is in the developmental stage. Thus, as each cohort of MPRI-related cases transitions to parole with the escalating benefit of the MPRI Model in place, it is expected that progressively improving recidivism outcomes will be apparent.

In recognition of variable failure rates among offenders with different characteristics, and in light of the fact that the prisoners chosen for the MPRI by the Parole Board tend to be moderate to high risk for re-offense, the Office of Research and Planning has developed matched comparisons,

rather than just comparing all cases to an overall baseline. While this complicated undertaking will continue to be refined, research analysts have already determined that the two most significant factors identified so far in the differentiation between parole outcomes are a history of previous return to prison as a parole violator and county of release.

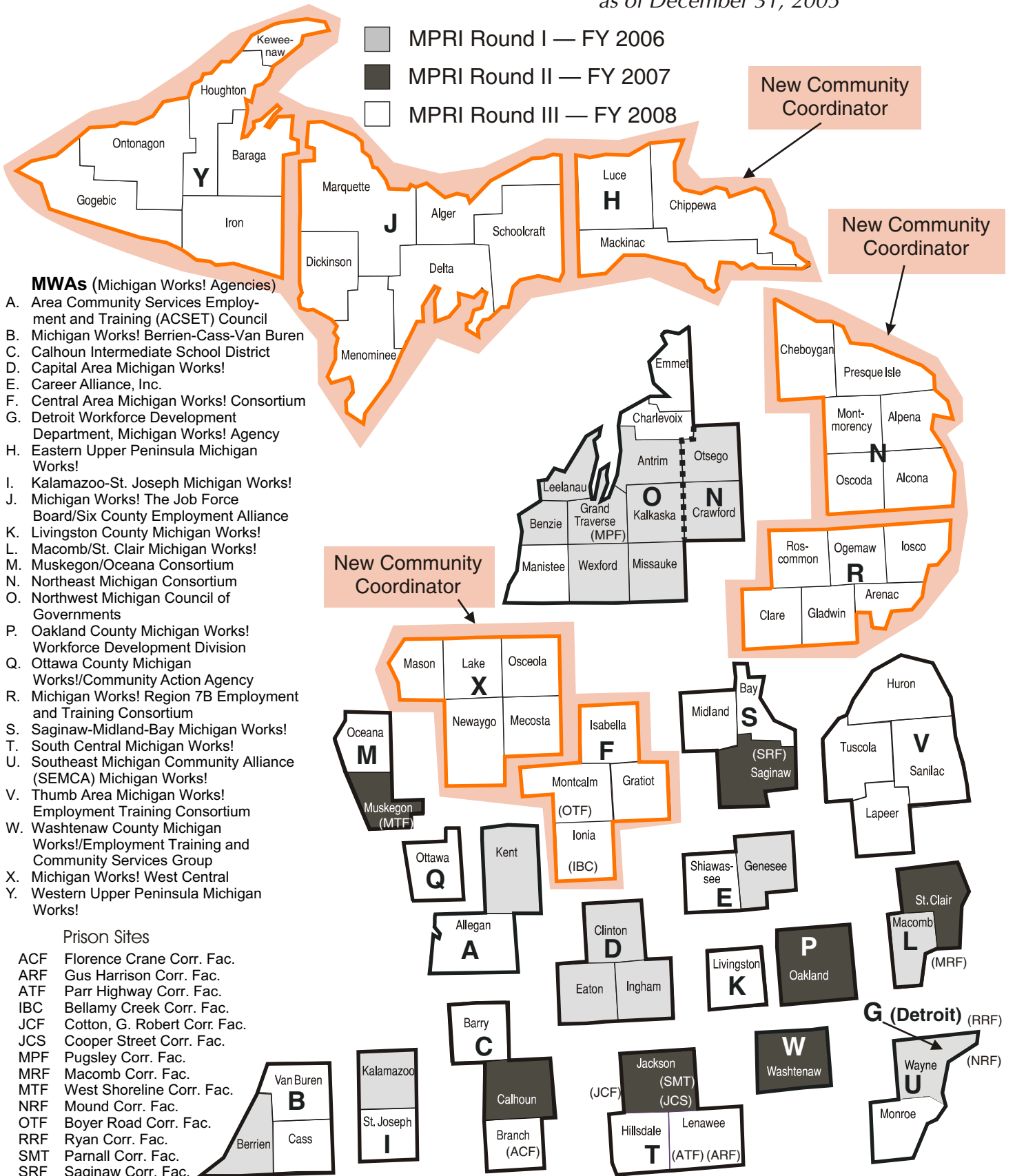
In the case of county of release, the differentiation is likely driven by local prosecutorial charging and plea bargaining practices as well as local issues such as economic/employment and housing prospects within depressed areas. The formal MPRI evaluation will eventually include examination of local community dynamics such as these.



# Map



## Pilot Sites — Includes Projected Pilot Sites, MWAs and Prison Sites as of December 31, 2005

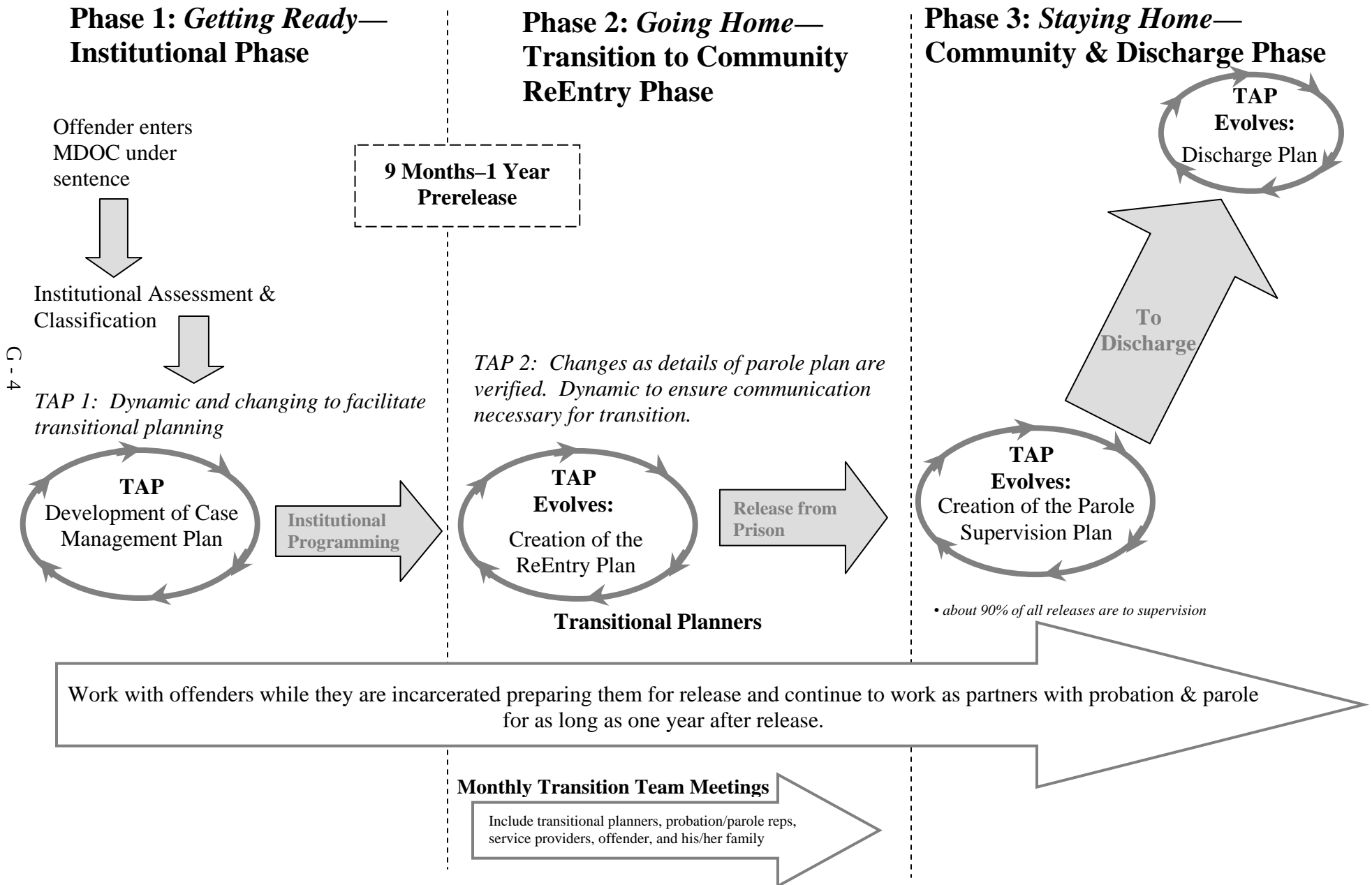


..... Current MPRI jurisdiction inconsistent with MWA Boundary

# G1

# Transition Accountability

## MPRI Process Flowchart



---

# *Community Residential Programs*



This section contains data regarding Community Residential Programs (CRP). In 2004, the CRP data was a subsection in Section E.

CRP is a very old program within the Department that has changed over time. Many offenders were housed in over a dozen corrections centers while others, when not working or in treatment programs, were under house arrest on electronic monitoring. The Department now has only one remaining corrections center located in Grand Rapids.

Table H1 (2004 – E10) shows the end-of-year CRP prisoner population from 1996 through 2005. The decreases in the CRP population were due primarily to:

- The CRP zero tolerance escape policy which was implemented on September 1, 1993.
- Truth-in-Sentencing legislation (effective December 15, 1998) which requires incarceration in secure prisons and camps throughout the minimum sentences for affected prisoners.

Table H2 (2004 – E11) provides information regarding movement to and termination from Community Residential Programs during 2005.

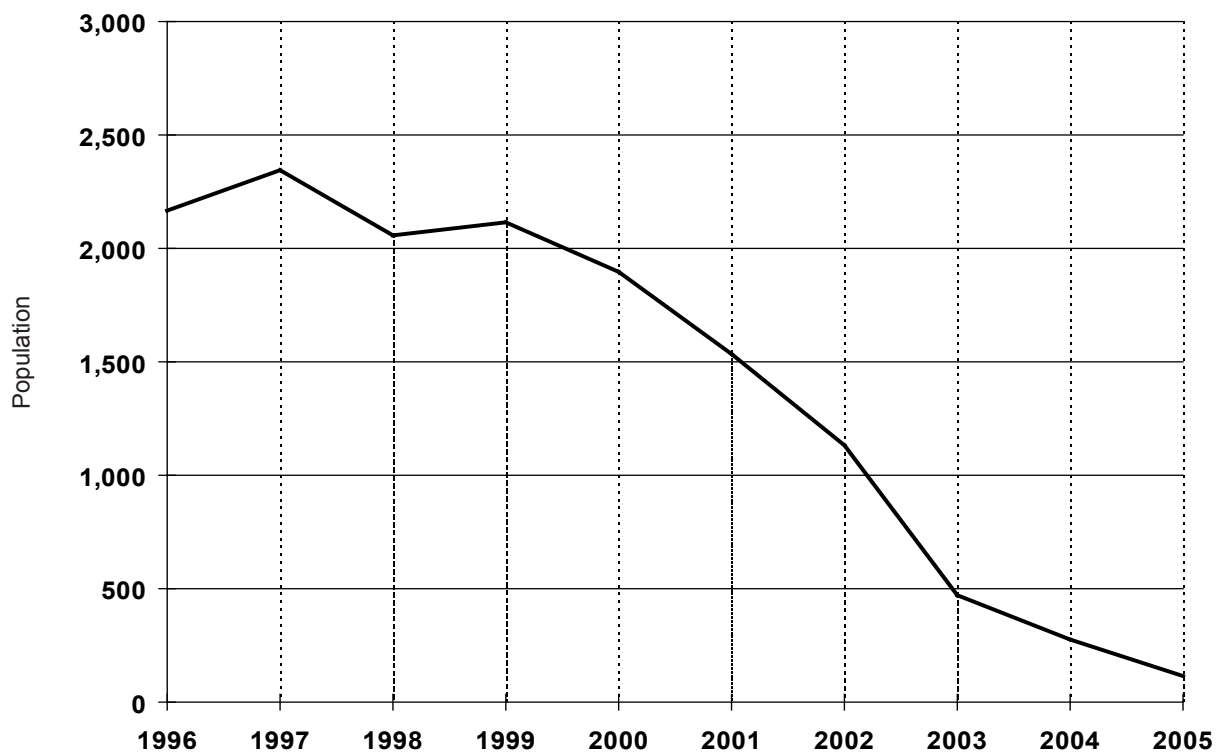
Table H3 (2004 – E12) shows the end-of-year electronic monitoring population from 2000 through 2005, broken down by type of offender.

Table H4 (2004 – E13) presents information regarding the CRP zero tolerance escape policy for years 1994 through 2005.

# H1 Year-End Prisoner Population: Community Residential Programs (Community Corrections Centers & Electronic Monitoring)

Calendar Years 1996 - 2005

Year	Year-End Population	Numerical Change	Percent Change
1996	2,167	---	---
1997	2,345	178	8.2
1998	2,058	(287)	(12.2)
1999	2,117	59	2.9
2000	1,897	(220)	(10.4)
2001	1,532	(365)	(19.2)
2002	1,132	(400)	(26.1)
2003	470	(662)	(58.5)
2004	274	(196)	(41.7)
2005	116	(158)	(57.7)



SOURCE: Prisoner Census Report.

## H2 2005 Prisoner Movement Summary: Community Residential Programs

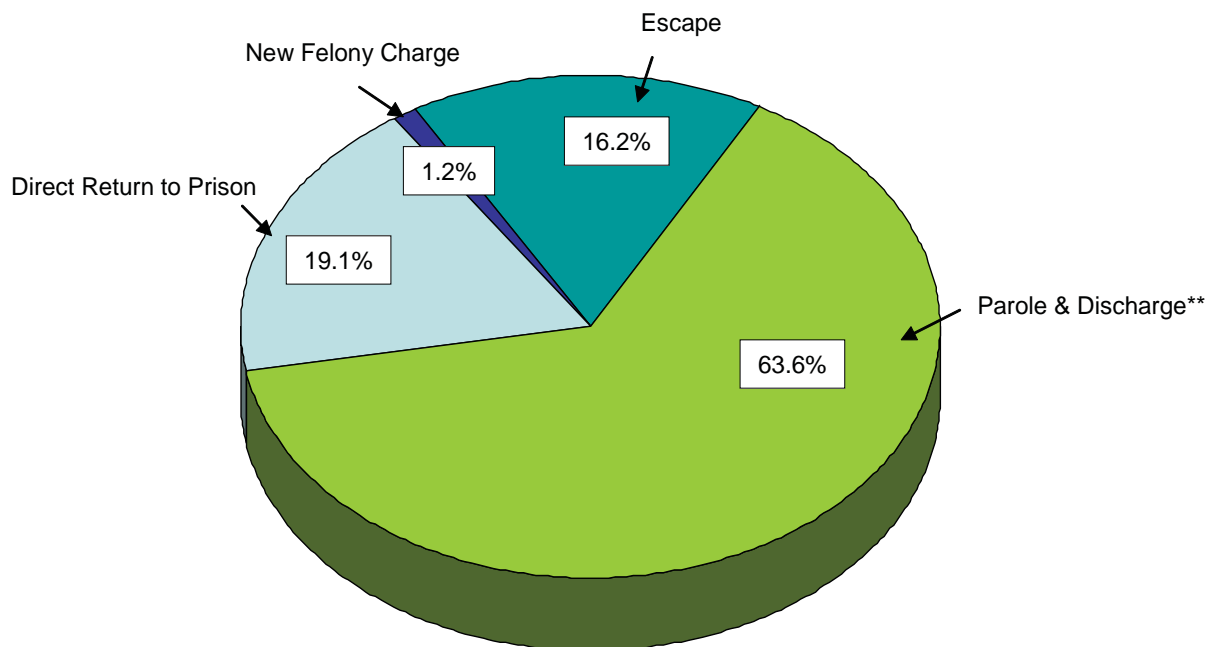
Beginning Population.....	274
Transfers In.....	310
<b>Total Service Population.....</b>	<b>584</b>
<b>Average Monthly Population .....</b>	<b>162</b>

### TERMINATIONS

Movement to Parole.....	282
Discharge from Sentence .....	47
Escape .....	84
Direct Return to Prison* .....	99
New Felony Charge .....	6
Death.....	1
<b>Total .....</b>	<b>519</b>

\*Includes medical, administrative and disciplinary returns.

### PERCENTAGE DISTRIBUTION OF TERMINATIONS



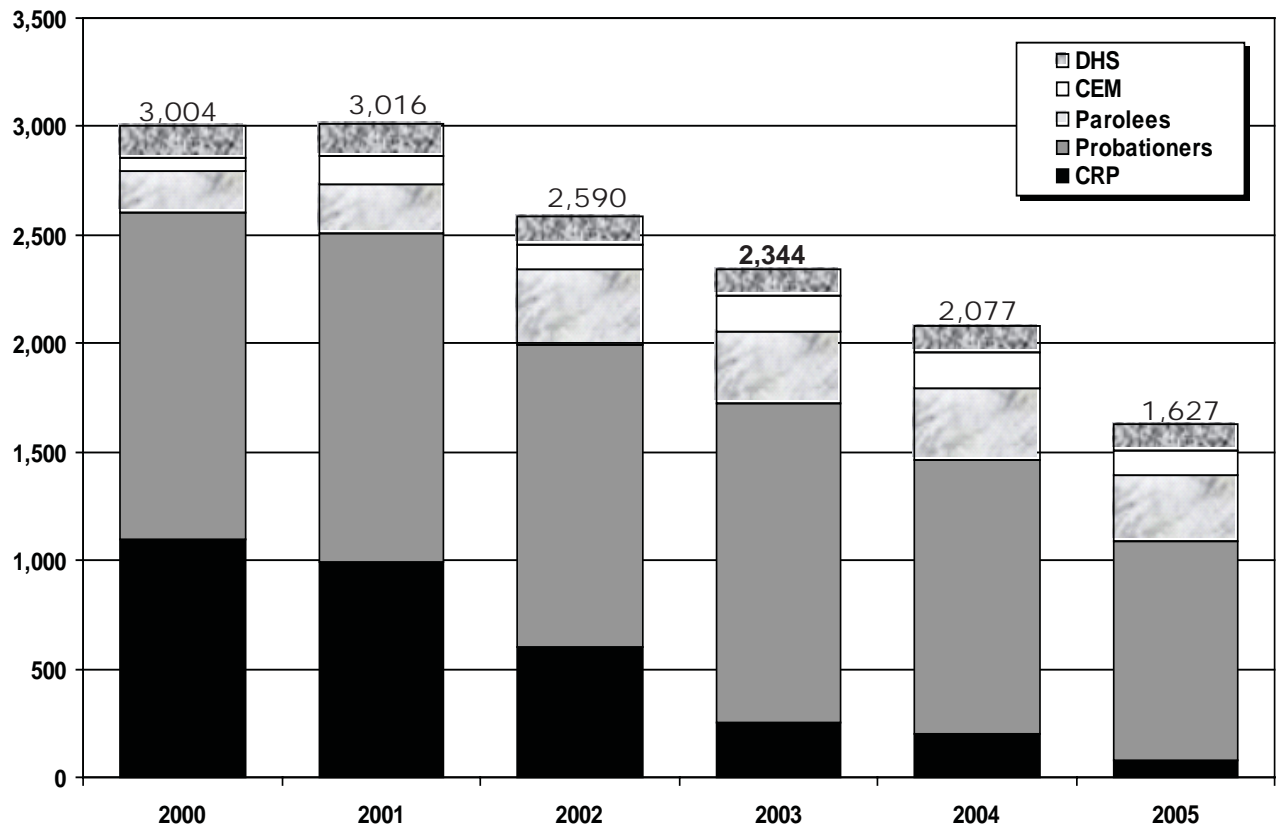
\*\*1 Death included in Discharges.

SOURCE: Correction Management Information System (CMIS).

# H3 End-of-Year Electronic Monitoring Population

Calendar Year 2000 - 2005

Year	Community Residential Programs Prisoners	Probationers	Parolees	Community Electronic Monitoring*	Department of Human Services*	TOTAL
2000	1,094	1,505	194	59	152	3,004
2001	990	1,514	228	129	155	3,016
2002	597	1,397	349	110	137	2,590
2003	249	1,472	330	170	123	2,344
2004	197	1,263	336	160	121	2,077
2005	80	1,005	306	117	119	1,627
2005 % Total	5%	62%	19%	7%	7%	100%

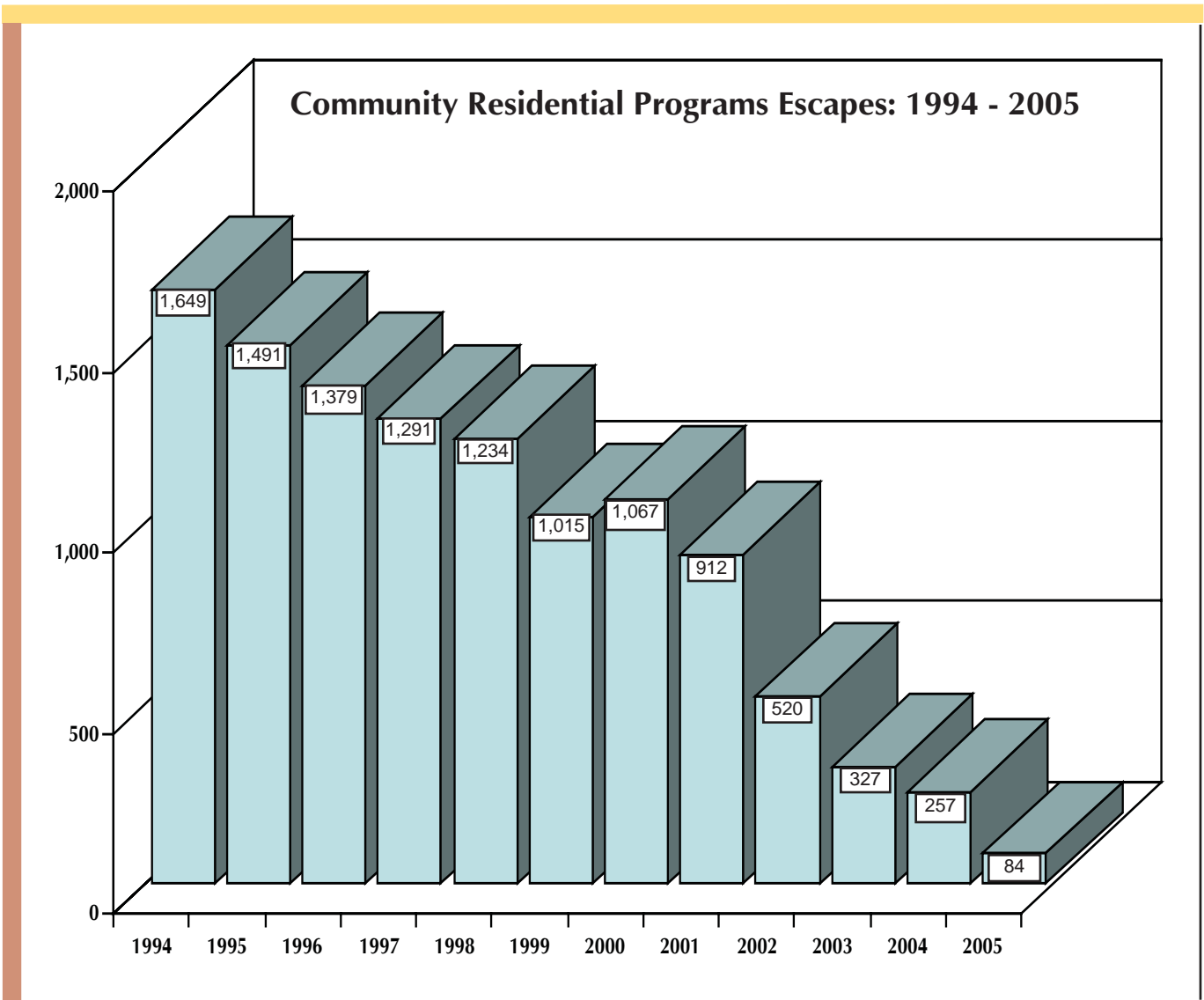


SOURCE: Field Operations Administration.

\*Leased Equipment and monitoring services to local community corrections and DHS juvenile agencies.

# H4 Zero Tolerance Escape Policy 1994 - 2005 Community Residential Programs

- Zero tolerance escape policy was implemented on September 1, 1993 to strengthen monitoring and accountability of prisoners in community programs.
- Under the policy, prisoners must adhere to preset daily schedules which determine their whereabouts at specific times. Any violations of the schedules without mitigating circumstances are considered escapes, and immediate steps are taken to apprehend and return the prisoners to an institution.
- Zero tolerance CRP escapes increased sharply at first while prisoners got used to the policy, but the number of CRP escapes subsequently declined over the years. In the most recent years the decline in CRP escape numbers has also reflected the drop in CRP population, resulting from the Truth-in-Sentencing law, which prohibits CRP placement for affected prisoners until after the full minimum sentence has been served.



SOURCE: Corrections Management Information System





---

# *Special Alternative Incarceration Program*



This section (formerly a subsection of Section E) describes offenders committed to Camp Cassidy Lake, the Special Alternative Incarceration (SAI) boot camp program for prisoners and probationers. SAI is a two-phase program.

*Phase I*, patterned after military basic training, involves physical fitness and programming (education, substance abuse awareness, basic life skills and counseling).

*Phase II* is an optional residential placement in the community while on parole or probation.

In 2003, *Phase III*, the intensive parole or probation supervision in the community, was replaced with regular community supervision. FTE's and funding previously under *Phase III* are now included in Field Supervision.

The program's objectives are to end criminal behavior by developing offender self-esteem and self-discipline, a sense of individual responsibility and a positive work ethic.

Data regarding SAI prisoner and probationer intake is provided in Tables I1 (2004 - E7a), I2 (2004 - E7b) and I3 (2004 - E8). SAI Phase I program performance and post-program outcomes are summarized in Tables I4 (2004 - E9a) through I7 (2004 - E9d). Additional information about the SAI program (such as the offender eligibility criteria) is available in a separate annual report.

Effective June 2004, the responsibility for the SAI program transferred from the Field Operations Administration to the Correctional Facilities Administration with Cooper Street Correctional Facility serving administratively as parent institution.

**I 1 2005 SAI Prisoner Intake by Offense**  
*Special Alternative Incarceration Boot Camp*  
*(Includes Attempts)*  
 Page 1 of 2

Offense	Violations
GRAND TOTAL	712
257.602A3 Police Officer - Fleeing - 3rd Degree Vehicle Code	17
257.617 Fail to Stop at Accident - Result Serious Impairment/Death	2
257.6251 Drive M.V. Addict or Intox	4
257.6256D OWI - Impaired w/Contr. Sub, 3rd Offense	64
333.7401 Contr. Sub - Delivery/ Manufacture	17
333.74012A3 Contr. Sub - Del/Mfg (Narc. or Cocaine) 50 - 449 Grams	29
333.74012A4 Contr. Sub - Del/Mfg (Narc. or Cocaine) Under 50 Grams	62
333.74012B Contr. Sub - Del/Mfg (Schedules 1-3), Methamphetamine/Ecstasy	36
333.74012D Contr. Sub - Del/Mfg (Schedule 5)	17
333.74012C2C Contr. Sub - Operate/Maintain Lab Involve Hazardous Waste	4
333.74012C2D Contr. Sub - Operate/Maintain Lab Near Specified Places	5
333.7401C2F Contr. Sub - Operate/Maintain Lab Involve Methamphetamine	13
333.74032A3 Contr. Sub - Poss (Narcotic/ Cocaine) 50 - 449 Grams	3
333.74032A5 Contr. Sub - Poss (Narcotic/ Cocaine) Under 25 Grams	10
333.74032B1 Contr. Sub - Poss Methamphetamine/Ecstasy	15
333.74032D Contr. Sub - Poss Marijuana	7
333.7405D Contr. Sub - Maintaining a Drug House	1
750.814 Domestic Violence, 3rd Offense	2
750.81 Assault or Assault and Battery	12
750.82 Felonious Assault	17
750.84 Asslt w/Intent to do Body Harm Less Than Murder	23

Offense	Violations
750.88 Asslt w/Intent to Rob While Unarmed	5
750.110 Break & Enter - A Building w/Intent	52
750.110A2 Home Invasion - 1st Degree	22
750.110A3 Home Invasion - 2nd Degree	48
750.110A4 Home Invasion - 3rd Degree	10
750.111 Break & Enter - Entry w/o Breaking w/Intent	4
750.116 Burglar's Tools - Possession	1
750.157N1 Financial Transaction Device - Steal/Retain w/o Consent	3
750.159i1 Criminal Enterprise - Conducting	2
750.165 Child Support - Fail to Pay	12
750.174 Embezzlement - Agent or Trustee	2
750.184-A Drugs/Meds - Adulterate to Affect Quality Cause Personal Injury	1
750.185 Drugs/Meds - Adulterate to Affect Quality Impair Body Function	1
750.199A Bond - Absconding or Forfeiting	2
750.209-A Explosives - Place Offensive Substance w/Intent to Injure	1
750.2241-A Weapons - Dangerous Weapon, Misc	3
750.224F Weapons - Firearms, Possess by Felon	5
750.227 Weapons - Carrying Concealed	10
750.227B Weapons - Felony Firearm	17
750.234B Weapons - Firearms, Discharge in/at Bldg.	3
750.2413 Obstructing Public Utility Maintenance Person	1
750.248 Forgery	5

**I 1 2005 SAI Prisoner Intake by Offense**  
*Special Alternative Incarceration Boot Camp*  
*(Includes Attempts)*  
 Page 2 of 2

Offense		Violations
750.249	Uttering & Publishing	18
750.356A	Larceny - From Motor Vehicle	7
750.356C	Retail Fraud - 1st Degree	8
750.357	Larceny from Person	5
750.360	Larceny In Building	11
750.377A	Malicious Destruction Personal Property	4
750.377B	Malicious Destruction Fire/ Police Property	4
750.380	Malicious Destruction Building	3
750.411i	Stalking - Aggravated	3
750.413	Motor Vehicle - Unlawfully Driving Away	18
750.414	Motor Vehicle - Unlawful Use	6
750.479	Public Officer - Assault or Obstruct	5
750.505-B	Accessory After the Fact to Felony	5
750.530	Robbery - Unarmed	21
750.535	Stolen Property - Rec & Conc	16
750.5357	Stolen Property - Rec & Conc Motor Vehicle	6
750.741C1	Arson - Personal Property 1,000 - < \$20,000	2

Source: Correctional Facilities Administration

# I2 2005 SAI Probationer Intake by Offense

Special Alternative Incarceration Boot Camp  
(Includes Attempts)  
Page 1 of 2

Offense	Violations
GRAND TOTAL	821
28.729 Sex Offender - Fail to Register	2
257.602A Police Officer - Fleeing - Vehicle Code	25
257.6256D OWI - Impaired w/Contr. Sub, 3rd Offense	26
333.74012A4 Contr. Sub - Del/Mfg (Narc. or Cocaine) Under 50 Grams	79
333.74012B1 Contr. Sub - Del/Mfg Methamphetamine/Ecstasy	7
333.74012D Contr. Sub - Del/Mfg (Schedule 5)	21
333.7401C2F Contr. Sub - Operate/Maintain Lab Involve Methamphetamine	4
333.74032A5 Contr. Sub - Poss (Narcotic/Cocaine) Under 25 Grams	57
333.74032B Contr. Sub - Poss (Analogues/Meth/Ecstasy or Schedules 1-4)	2
333.74032D Contr. Sub - Poss Marijuana	6
333.7405D Contr. Sub - Maintaining a Drug House	2
750.81 Assault or Assault and Battery	36
750.82 Felonious Assault	28
750.84 Asslt w/Intent to do Body Harm Less Than Murder	11
750.86 Assault w/Intent to Maim	1
750.88 Asslt w/Intent to Rob While Unarmed	3
750.89 Asslt w/Intent to Rob While Armed	5
750.110 Break & Enter - A Building w/Intent	60
750.110A2 Home Invasion - 1st Degree	22
750.110A3 Home Invasion - 2nd Degree	83
750.110A4 Home Invasion - 3rd Degree	13

Offense	Violations
750.111 Break & Enter - Entry w/o Breaking w/Intent	4
750.131A2 Check - Non-Sufficient Funds - 3 Within 10 Days	3
750.136B3 Child Abuse - 2nd Degree	2
750.157N1 Financial Transaction Device - Steal/Retain w/o Consent	8
750.174 Embezzlement - Agent or Trustee	1
750.1952 Escape - From Felony Jail Sentence	2
750.224F Weapons - Firearms, Possess by Felon	7
750.226 Weapons - Dangerous Weapon, Carry w/Unlawful Intent	5
750.227 Weapons - Carrying Concealed	24
750.234B Weapons - Firearms, Discharge in/at Bldg.	2
750.248 Forgery	7
750.249 Uttering & Publishing	15
750.356A Larceny - From Motor Vehicle	36
750.356C Retail Fraud - 1st Degree	6
750.357 Larceny from Person	19
750.357B Weapons - Firearms - Larceny	1
750.360 Larceny in Building	23
750.377A Malicious Destruction Personal Property	7
750.377B Malicious Destruction Fire/Police Property	2
750.380 Malicious Destruction Building	3
750.411i Stalking - Aggravated	2
750.413 Motor Vehicle - Unlawfully Driving Away	35

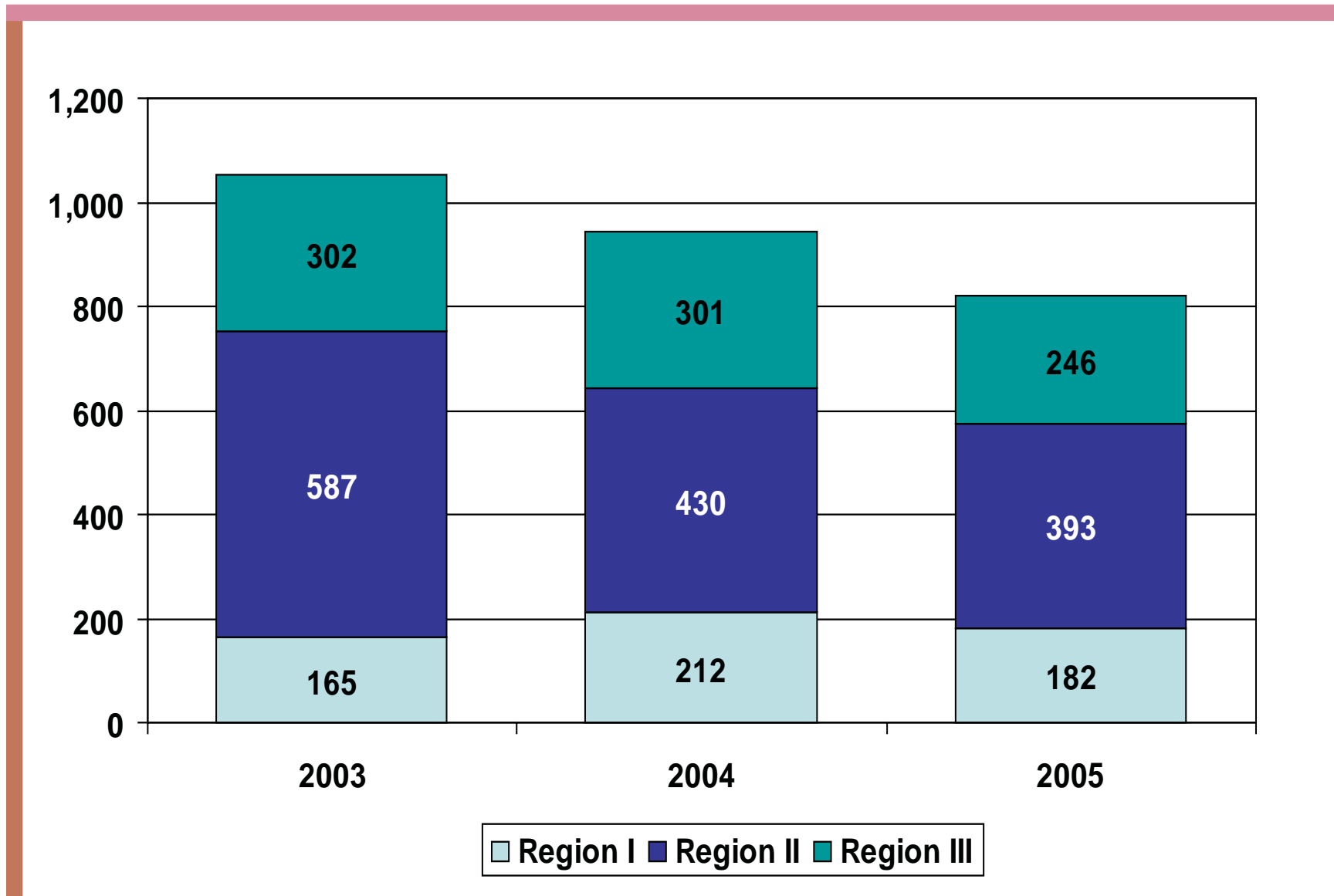
**I2 2005 SAI Probationer Intake by Offense**  
*Special Alternative Incarceration Boot Camp*  
*(Includes Attempts)*  
 Page 2 of 2

Offense		Violations
750.414	Motor Vehicle - Unlawful Use	5
750.479	Public Officer - Assault or Obstruct	13
750.479B	Peace Officer - Disarming	1
750.505-A	Obstruction of Justice	5
750.520E	CSC - 4th Degree - Multiple Variables	1
750.529	Robbery - Armed	2
750.530	Robbery - Unarmed	31
750.531	Bank Robbery/Safe Breaking	1
750.535	Stolen Property - Rec & Conc	29
750.535-A	Stolen Property - Rec & Conc Over \$100 (obsolete)	19
750.771C	Arson - Prepare to Burn Property	2
750.812	Domestic Violence	4
750.814	Domestic Violence, 3rd Offense	1

Source: Correctional Facilities Administration

### I3 Comparison of SAI Probationer Intake by Field Operation 2003 - 2005 Administration Regions by Year

9 - I



Source: Correctional Facilities Administration

#### **I4 SAI Phase I *Prisoner* Program Performance 2003 - 2005**

	2003		2004		2005	
Graduated	533	80.0%	578	82.1%	522	78.6%
Voluntary Withdrawals	56	8.4%	49	7.0%	41	6.2%
Terminated as Rule Violators	25	3.8%	17	2.4%	33	5.0%
Terminated for Medical Reasons	42	6.3%	46	6.5%	58	8.7%
Terminated for Admin. Reasons	10	1.5%	14	2.0%	10	1.5%
Total	666	100.0%	704	100.0%	664	100.0%

SOURCE: Correctional Facilities Administration.

#### **I5 SAI Phase I *Probationer* Program Performance 2003 - 2005**

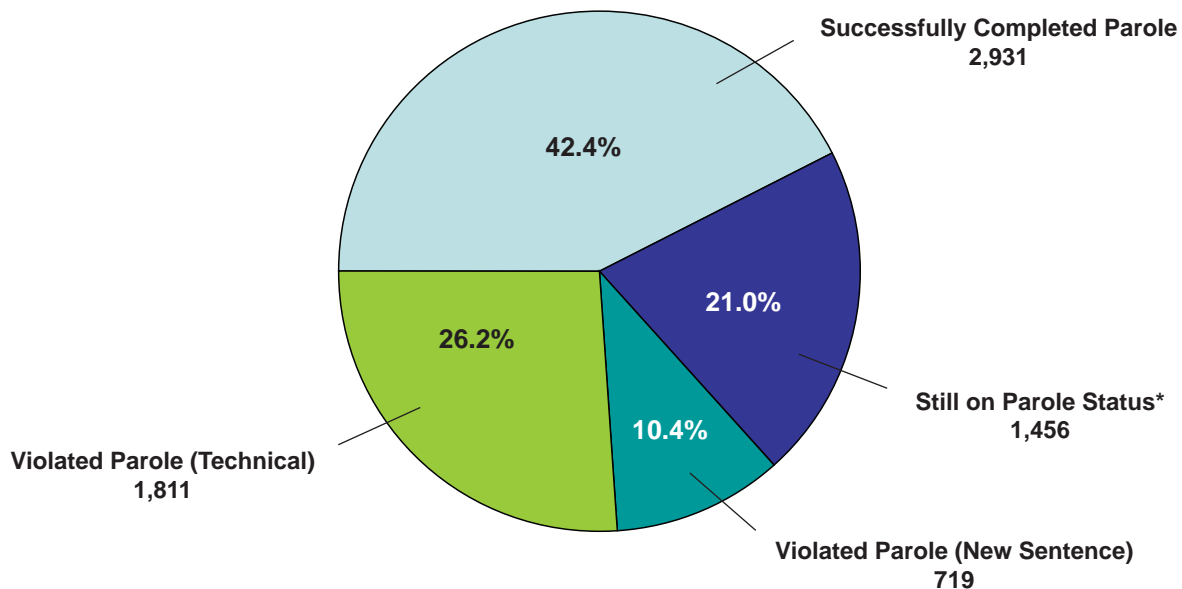
	2003		2004		2005	
Graduated	858	80.8%	755	78.6%	639	77.6%
Voluntary Withdrawals	77	7.3%	43	4.5%	40	4.9%
Terminated as Rule Violators	52	4.9%	58	6.0%	49	6.0%
Terminated for Medical Reasons	63	5.9%	83	8.6%	70	8.5%
Terminated for Admin. Reasons	12	1.1%	22	2.3%	25	3.0%
Total	1,062	100.0%	961	100.0%	823	100.0%

SOURCE: Correctional Facilities Administration.

## I6 SAI Phase I Prisoner Post-Program Performance 1992 - 2005

	1992 - 2002		2003		2004		2005		Total Since SAI - Prison Program Started	
	Count	Percentage	Count	Percentage	Count	Percentage	Count	Percentage	Count	Percentage
Still on Parole Status*	574	10.9%	98	18.4%	301	52.2%	483	92.7%	1,456	21.0%
Successfully Completed Parole	2,543	48.1%	261	49.0%	126	21.9%	1	0.2%	2,931	42.4%
Violated Parole (Technical)	1,557	29.4%	119	22.3%	107	18.6%	28	5.4%	1,811	26.2%
Violated Parole (New Sentence)	613	11.6%	55	10.3%	42	7.3%	9	1.7%	719	10.4%
<b>Total Graduates</b>	<b>5,287</b>	<b>100.0%</b>	<b>533</b>	<b>100.0%</b>	<b>576</b>	<b>100.0%</b>	<b>521</b>	<b>100.0%</b>	<b>6,917</b>	<b>100.0%</b>

## I7 SAI Phase I Prisoner Post-Program Performance 1992 - 2005 All Graduates Since SAI-Prison Program Started




\*Includes parolees who have absconded from parole.

SOURCE: Corrections Management Information System (CMIS).

NOTE: Reflects outcome of the parole term following boot camp.





This section (formerly a subsection under Section E) provides data on the Office of Community Corrections (OCC).

OCC works with local units of government and criminal justice professionals to implement Michigan's Community Corrections Act. The purpose of the Act is to increase the range and utilization of community sanctions and services for non-violent offenders in order to reduce admissions to prison. The OCC implements program policies, guidelines and standards, and provides technical assistance to local units of government to develop and implement locally-developed comprehensive corrections plans. These plans outline criminal justice problems and how policies and practices and P.A. 511 funds will address them.

Local governments voluntarily participate in the implementation of the Act through forming Community Corrections Advisory Boards (CCABs) which have responsibilities for developing comprehensive corrections plans. The plans establish the framework for applications for funds. Since 1989, 80 counties across the state have elected to participate in implementation of the Act through the formulation of single-county, multi-county and county-city Community Corrections Advisory Boards. During Fiscal Year 2005, community corrections funds were awarded

to support community-based programming in 73 counties pursuant to plans/proposals prepared by 47 CCABs.

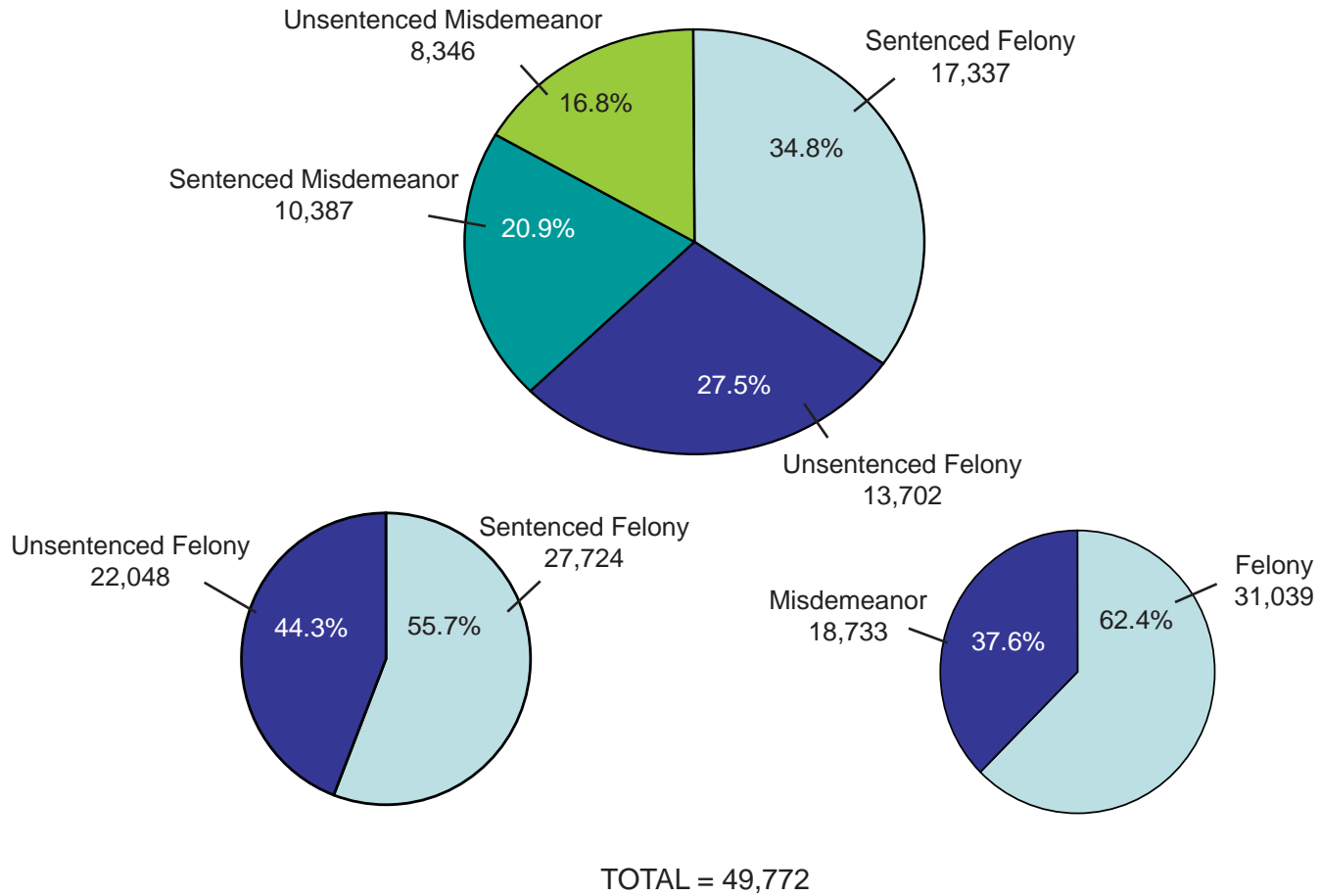
During fiscal 2005, \$12,557,446 was awarded for comprehensive corrections plans and services, and \$15,773,475 for probation residential services.

The OCC continued to work with local agencies to upgrade criminal justice information systems and to facilitate data sharing and the development of integrated information systems in FY 2005. This included efforts to integrate information from jails, courts, probation, service providers and local community corrections agencies. The goals are to reduce redundancy in data entry, improve the quality of the data available at local and state levels, improve communication among agencies and improve the efficiency of criminal justice decision making.

The number of offenders enrolled in community corrections programs in FY 2005 was 49,772. Table J1 (2004 – E14) shows the number of offenders determined eligible and enrolled in programs by crime class and legal status. Table J2 (2004 – E15) shows the award of comprehensive plans and services funds by program category. Table J3 (2004 – E16) illustrates the authorized and actual utilization of probation residential services.

# J1 Offenders Enrolled in P.A. 511 Community Corrections Programs in FY 2005

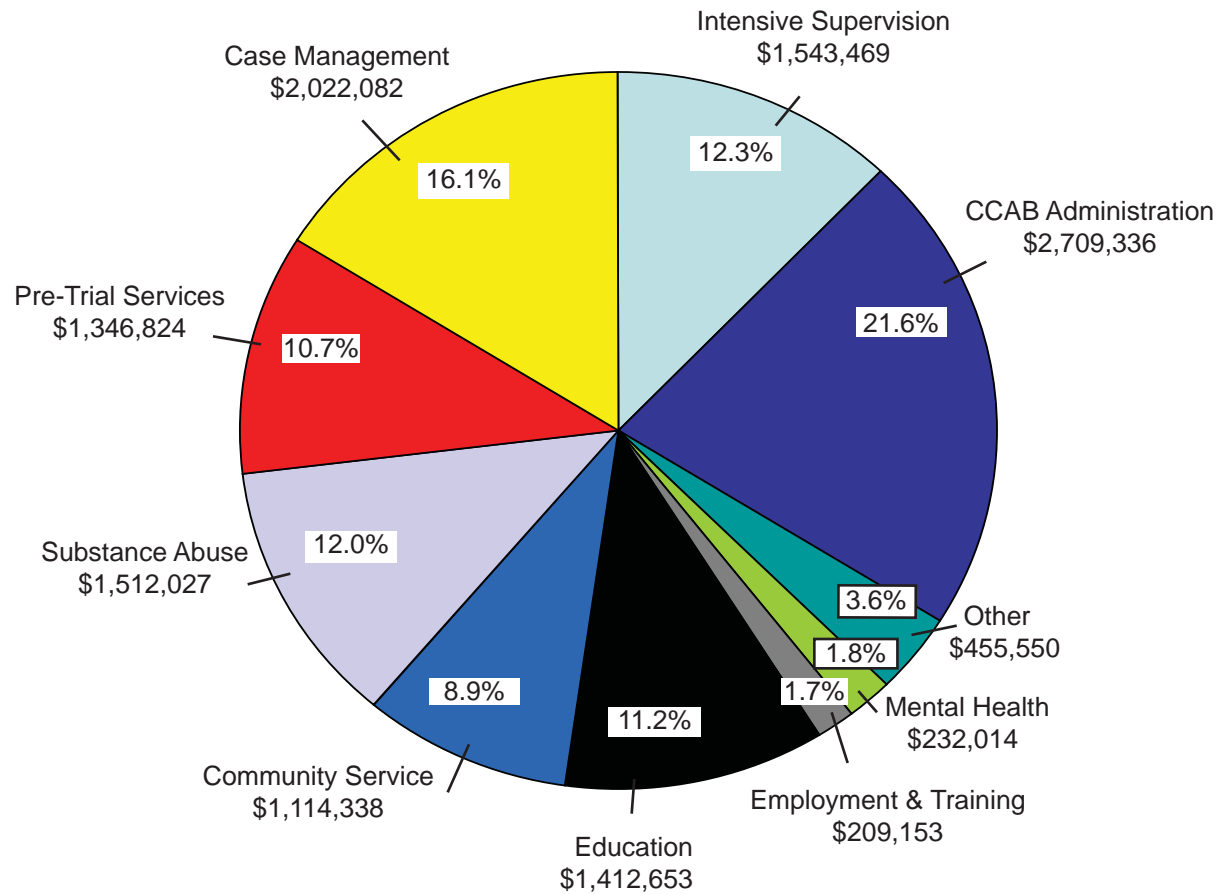
*By Crime Class and Legal Status at Enrollment*



Source: Field Operations Administration

## J2 Grants Awarded in FY 2005: \$12,557,446

*Community Corrections Comprehensive Plans and Services*



Source: Field Operations Administration

# J3 FY 2005 Probation Residential Services

PROGRAM	AUTHORIZED AVERAGE DAILY POPULATION	ACTUAL AVERAGE DAILY POPULATION	UTILIZATION RATE
ALLEGAN	5.0	5.3	104.9%
BARRY	2.0	1.0	50.5%
BAY	14.0	13.9	99.6%
BERRIEN	33.0	34.3	103.8%
CALHOUN	27.0	24.7	91.6%
CASS	9.0	9.1	101.2%
CLINTON	1.0	0.5	46.0%
EATON	10.0	10.0	99.6%
GENESEE	81.0	82.7	102.1%
INGHAM	28.0	26.6	95.2%
IONIA	2.0	2.1	107.2%
ISABELLA	2.0	1.8	88.0%
JACKSON	12.0	11.5	96.1%
KALAMAZOO	86.0	75.8	88.1%
KENT	75.0	74.0	98.7%
LENAWEE	6.0	5.9	98.3%
LIVINGSTON	6.0	6.5	108.7%
MACOMB	35.0	35.1	100.3%
MARQUETTE	2.0	2.0	98.7%
MASON	2.0	1.3	63.8%
MECOSTA	2.0	1.6	79.3%
MIDLAND	11.0	6.1	55.8%
MONROE	21.0	19.7	93.8%
MONTCALM	8.0	5.9	73.4%
MUSKEGON	39.0	43.6	111.8%
NORTHERN MICHIGAN	4.0	4.7	118.0%
NEMCOG - SUNRISE SIDE	3.8	3.2	84.0%
NORTHWEST MICHIGAN	9.0	7.9	88.1%
OAKLAND	100.0	88.4	88.4%
OSCEOLA	1.0	1.0	99.3%
OTTAWA	6.0	6.0	100.0%
SAGINAW	45.0	44.8	99.6%
SHIAWASSEE	1.0	0.8	83.1%
ST. CLAIR	36.0	38.2	106.1%
ST. JOSEPH	23.0	22.8	99.1%
SUNRISE SIDE	5.0	0.9	74.7%
THIRTEENTH CIRCUIT CCAB	9.0	7.9	88.2%
THIRTY-FOURTH CIRCUIT	2.0	1.9	92.9%
THUMB AREA	6.0	4.9	82.3%
VAN BUREN	9.0	8.1	89.7%
WASHTENAW	21.0	17.8	84.7%
WAYNE	210.0	181.4	86.4%
WEST CENTRAL U.P.	2.0	1.9	95.3%
<b>TOTALS</b>	<b>1,011.8</b>	<b>943.6</b>	<b>93.6%</b>

Source: Field Operations Administration