
MICHIGAN DEPARTMENT OF CORRECTIONS
2007 STATISTICAL REPORT

Jennifer M. Granholm, Governor

Patricia L. Caruso, Director
Michigan Department of Corrections

2007 STATISTICAL REPORT

INTRODUCTION

Since the 2000 edition of the MDOC Statistical Report, bound paper copies have no longer been produced and distributed. Instead, these annual statistical reports are published only on the official MDOC web site on the Internet. The MDOC home page web address is <http://www.michigan.gov/corrections>, and the Statistical Reports are located under the *Publications & Information* link.

The crime breakdowns in the core tables of the first three sections of the 2007 report regarding felony court dispositions, prison intake, and prison population are all based on the longer 10-character offense codes, as was first shown in the 1999 report. They are also sorted by offense code rather than by crime frequency or maximum term. Since the new sort order keeps sequential offense codes together, similar crimes that have identical maximum penalties are no longer consolidated. This new level of detail provides much richer information than in the past.

However, the additional detail also makes the crime tables much longer; the reader must be careful to watch for related offense codes when attempting to examine the data for a particular type of crime. For example, several separate offense codes now appear for the crime of first degree criminal sexual conduct (750.520B-) in each crime table because each code represents a specific characteristic of the offense.

Summary narrative reflecting on the Department's observations about what the data show has again been kept to a minimum, as the Department now produces a separate Annual Report for that purpose.

Section Overview

This report is divided into ten major sections (A-J).

- Section *A, Court Dispositions*, contains data on statewide felony court dispositions broken down by offense, sentencing jurisdiction, and type of disposition.
- Section *B, Prison Commitments*, provides prison intake data by the number and characteristics of new prisoners received into the Department's institutions and camps.
- Section *C, Prisoner Population*, presents descriptions of Michigan's correctional facilities and statistics regarding the characteristics of the prisoner population.
- Section *D, Parole Board*, summarizes data on offender movement to parole and Parole Board activity and decisions, and examines the parole outcomes.
- Section *E, Probation and Parole Supervision* contains data and information regarding the community supervision programs and functions of the Department's Field Operations Administration (FOA).
- Section *F, Department Operations*, contains data and information about a variety of Department programs and administrative functions/operations. Section F contains the following subsections:
 - *Prisoner Program, Misconduct and Litigation Statistics*
 - *Bureau of Correctional Industries*
 - *Bureau of Health Care Services*
 - *Department Expenditures and Personnel Summaries*
- Section *G, Michigan Prisoner ReEntry Initiative (MPRI)*, was a new section in 2005 and reflects the development of the statewide initiative by several stakeholders, one of whom is MDOC. The first year that prisoners were paroled to the community under this initiative was in 2005.
- Section *H, Community Residential Programs* contains data regarding corrections centers.
- Section *I, Special Alternative Incarceration Program* is administered by the Correctional Facilities Administration with Cooper Street Correctional Facility serving administratively as the parent institution.
- Section *J, Office of Community Corrections* provides data regarding the utilization of community sanctions and services for non-violent offenders in order to reduce admissions to prison.

Table of Contents

INTRODUCTION	<i>i</i>
TABLE OF CONTENTS	<i>iii</i>
DEPARTMENT ORGANIZATIONAL CHART	<i>vi</i>
A. COURT DISPOSITIONS	A - 1
A Statewide Prison Commitment Rates, 1993 - 2007	A - 2
2007 Criminal Court Dispositions (Offenders) by FOA Region and Circuit Number	
A1 — All Offenses	A - 3
A1a — Non-Assaultive Offenses	A - 4
A1b — Drug Offenses	A - 5
A1c — Assaultive Offenses.....	A - 6
2007 Criminal Court Dispositions by Offense and Type of Disposition	
A2 — All Offenses	A - 7
A2a — Non-Assaultive Offenses	A - 30
A2b — Drug Offenses	A - 41
A2c — Assaultive Offenses.....	A - 44
B. PRISON COMMITMENTS.....	B - 1
B1a Annual Prison Intake, 1993 - 2007	B - 2
B1b Reported Index Crimes and Prison Intake, 2000 - 2007	B - 3
B1c Total Prisoner Population, Prison Commitments, and Michigan Census, 1948 - 2007	B - 4
2007 Commitments by Minimum Term Distribution for Men and Women	
B2 — All Offenses	B - 5
B2a — Non-Assaultive Offenses	B - 24
B2b — Drug Offenses	B - 33
B2c — Assaultive Offenses.....	B - 36
B3 2007 Commitments by Minimum Term Distribution for Women — All Offenses	B - 45
B4a Commitments by Age for Men, 1998 - 2007	B - 54
B4b Commitments by Age, Race and Gender as of December 2007	B - 54
B5a Commitments by Race for Men, 1991- 2007	B - 55
B5b Total 2007 Commitments by Race and Gender	B - 56
B6 2007 Prison Commitments by Type.....	B - 57
B7 2007 Prisoner Intake by Major Crime Types	B - 58
C. PRISONER POPULATION.....	C - 1
— Map of Prison and Camp Facilities by Region as of December 31, 2007	C - 2
— 2007 Facility Descriptions	C - 3
C Net Operating Capacity by Security Level (Institutions & Camps) as of December 31, 2007...	C - 15
Ca Year-End Prison Population (Institutions and Camps), 1993 - 2007	C - 16

C. PRISONER POPULATION CONT'D.

2007 Total Prisoner Population by Minimum Term Distribution

C1 — All Offenses C - 17
C1a — Non-Assaultive Offenses C - 40
C1b — Drug Offenses C - 51
C1c — Assaultive Offenses..... C - 54

2007 Prisoner Population by Minimum Term Distribution, Female Totals Only

C2 — All Offenses C - 65

Age Breakdown of Prisoner Population by Location as of December 2007

C3a — Total Prisoner Population C - 75
C3b — White Prisoner Population C - 77
C3c — Non-White Prisoner Population C - 79
C4 2007 Prisoner Movement Summary: Institutions and Camps Only..... C - 81
C5 Escapes From Secure DOC Custody, Calendar Years 2000 - 2007 C - 82

D. PAROLE BOARD..... D - 1

D Annual Movements to Parole, Calendar Years 1993 - 2007 D - 2
D1 Parole Board Activity, Calendar Years 1987 - 2007 D - 3
D1a 2007 Parole Board Action D - 4
D3 Three-Year Follow-Up Outcomes of Offenders Who Paroled in 1998 to 2005 by Year
(Flat Three-Year Follow-Up Regardless of Parole Status) D - 5

E. PROBATION AND PAROLE SUPERVISION..... E - 1

— Map of Field Operations Administration Regions and Areas as of December 31, 2007 E - 2
E1 Violations of Parole Supervision 1998 - 2007 E - 3
E2 2007 Personnel and Funds Distribution..... E - 4
E3 2007 Work Distribution E - 5
E4 Total Number of Pre-Sentence Investigations 1998 - 2007 E - 6
E5 Average Number of *Parolees* Supervised 1998 - 2007 E - 7
E6 Average Number of *Probationers* Supervised 1998 - 2007..... E - 8

F. DEPARTMENT OPERATIONS F - 1

PRISONER PROGRAM, MISCONDUCT AND LITIGATION STATISTICS..... F - 3

F1 2007 Prisoner Faith Preferences F - 4
F2 Institutional Education Program Statistics, FY 2006 - FY 2007 F - 5
F3 2007 Major Misconduct Statistics: Calendar Year Totals F - 6
F4 Litigation Statistics, 2004 - 2007 F - 7

MICHIGAN STATE INDUSTRIES..... F - 9

F5 Seven-Year History of Total Sales and Net Margin, FY 2001 - FY 2007..... F - 10
F6 Comparison of Total Sales and Net Margin From Factory Operations FY 2006 - FY 2007.... F - 11
F7 2007 Hourly Pay Schedule..... F - 12

F. DEPARTMENT OPERATIONS CONT'D.

BUREAU OF HEALTH CARE SERVICES..... F -13

F8 Health Care Expenditures Profile, FY 1998 - FY 2007..... F - 14

F9 Trend of Per Prisoner Health Care Expenditures Under Direct Control of MDOC
FY 1998 - FY 2007..... F - 15

F10 Consent Decree Health Care Expenditures FY 2006 - FY 2007..... F - 16

DEPARTMENT EXPENDITURES AND PERSONNEL SUMMARIES..... F -17

F11 Gross Expenditures and Encumbrances Excluding Capital Outlay - FY 2007 F - 18

F11a FY 2007 Corrections Operating Expenditures..... F - 19

F12 Number of Employees as of December 31, 2007..... F - 20

F12a Corrections Officers as of December 31, 2007 F - 21

G. MICHIGAN PRISONER ReENTRY INITIATIVE G - 1

— Map of MPRI Round One Pilot Sites G - 3

— Map of MPRI Round Two Pilot Sites G - 4

— Map of MPRI Pilot Sites G - 5

G1 Transition Accountability Plan MPRI Process Flowchart G - 6

G2 Monthly Status/Recidivism Levels of Released MPRI-Related Participants G - 7

G3 Crime Groups for MPRI-Related Participants Released..... G - 8

H. COMMUNITY RESIDENTIAL PROGRAMS (CRP)..... H - 1

H1 Year-End Prisoner Population: Community Residential Programs, 1998 - 2007..... H - 2

H2 2007 Prisoner Movement Summary: Community Residential Programs..... H - 3

H3 End-of-Year Electronic Monitoring Population, 2002 - 2007..... H - 4

H4 Zero Tolerance Escape Policy - Community Residential Programs 1996 - 2007 H - 5

I. SPECIAL ALTERNATIVE INCARCERATION PROGRAM (SAI)..... I - 1

I1 2007 SAI *Prisoner* Intake by Offense..... I - 2

I2 2007 SAI *Probationer* Intake by Offense..... I - 4

I3 Comparison of SAI *Probationer* Intake by Field Operations 2005 - 2007..... I - 5

I4 SAI Phase I *Prisoner* Program Performance 2005- 2007..... I - 6

I5 SAI Phase I *Probationer* Program Performance 2005 - 2007 I - 6

I6 Table—SAI Phase I *Prisoner* Post-Program Performance 1993 - 2007 I - 7

I7 Chart—SAI Phase I *Prisoner* Post-Program Performance 1993 - 2007..... I - 7

J. OFFICE OF COMMUNITY CORRECTIONS (OCC)..... J - 1

J1 Offenders Enrolled in P.A. 511 Community Corrections Programs in FY 2007..... J - 2

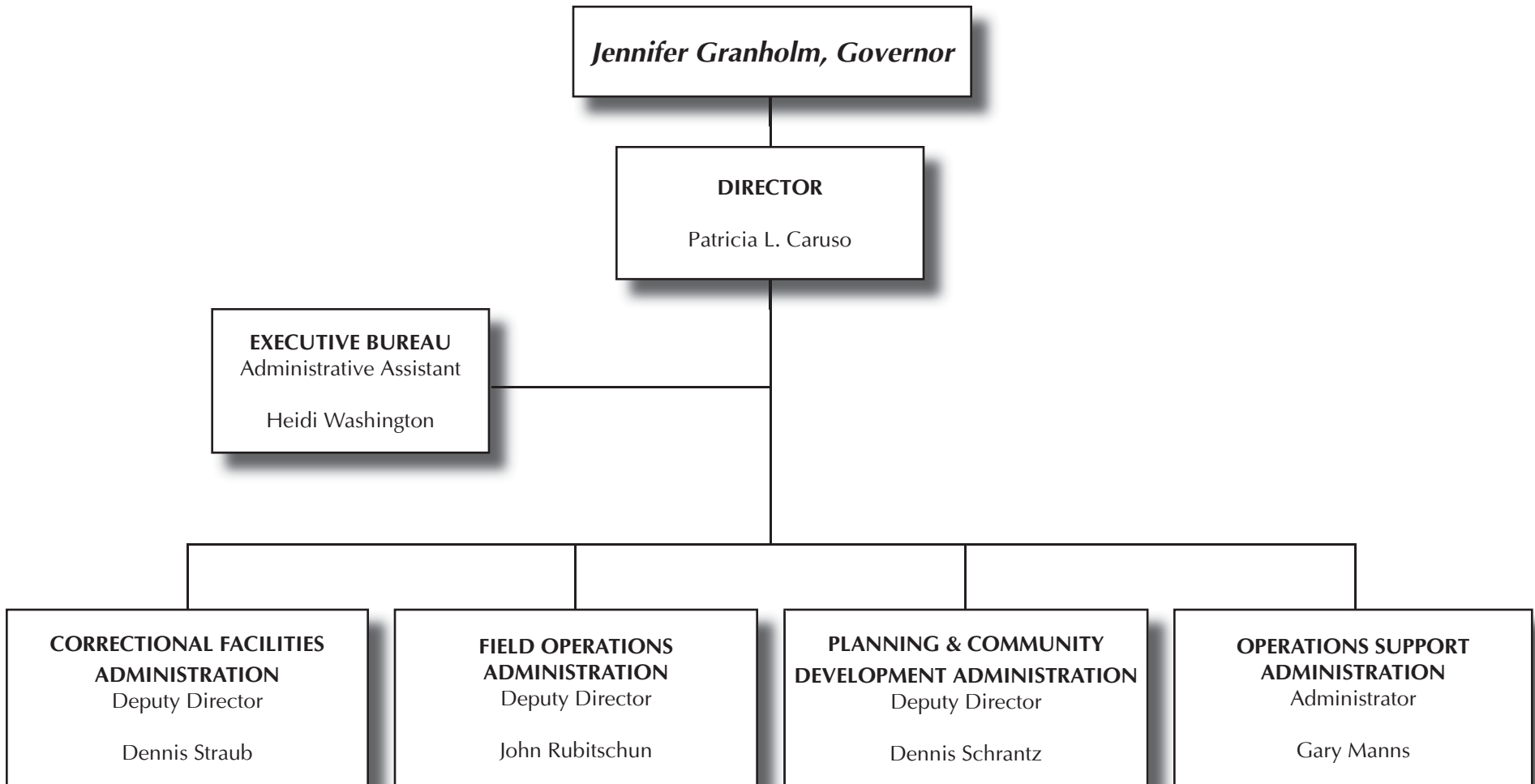
J2 Grants Awarded in FY 2007..... J - 3

J3 2007 Probation Residential Services J - 4

MICHIGAN DEPARTMENT OF CORRECTIONS

As of December 31, 2007

v



Court Dispositions



This section contains data on statewide felony court dispositions broken down by offense, sentencing jurisdiction and type of disposition. Offenders may have committed multiple offenses that the felony courts handle as a single court disposition or sentencing event. Both offender-based data and offense-based data have distinct uses that are not interchangeable, therefore, offender-based data is presented in Tables A and A1 through A1c and offense-based data is presented in Tables A2 through A2c.

Tables A and A1 through A1c aggregate multiple offenses and/or disposition (sentencing) dates into offenders. In other words, offenders with multiple offenses and/or multiple dispositions, from the same sentencing county, were reported as follows:

- Offenses/Dispositions for the same offender that occurred three or more months apart were reported as separate disposition events. (It is possible that these separate events were combination events, as discussed in the next bullet.)
- Offenses/Dispositions for the same offender that occurred less than three months apart were aggregated together into one disposition event using the following sequence in order to report the most severe details for the disposition event:
 - The most severe disposition was reported (e.g., a disposition to prison was reported over a disposition to jail).

- If the dispositions were of equal severity, then the disposition with the longest minimum term was reported.
- If the dispositions and minimum terms were of equal severity, then the disposition with the longest maximum term was reported. (Minimum term is used as the first severity tie-breaker, since it represents the minimum penalty imposed by the judge based on the mitigating/aggravating facts of the offender's current criminal activity, whereas the maximum term represents the Legislature's statutory limitations on judicial discretion for the current criminal activity.)

Table A shows the statewide prison commitment rates of offenders for 2007 and the previous fourteen years. Table A no longer provides separate prison commitment rates for offenses involving mandatory sentences to prison and offenses that do not involve mandatory sentences to prison, as PA 665 of 2002 repealed mandatory minimum prison terms for drug offenses.

Table A1 shows the 2007 court dispositions of offenders broken down by disposition type and by sentencing county circuit within each of the two Field Operations Administration (FOA) regions. Tables A1a through A1c show the information in Table A1 broken down by major crime categories (i.e., non-assaultive, drug and assaultive offenses). The

A1 series of tables are based on offenders, so multiple offenses/dispositions for the same offender are aggregated and reported per the above sequence.

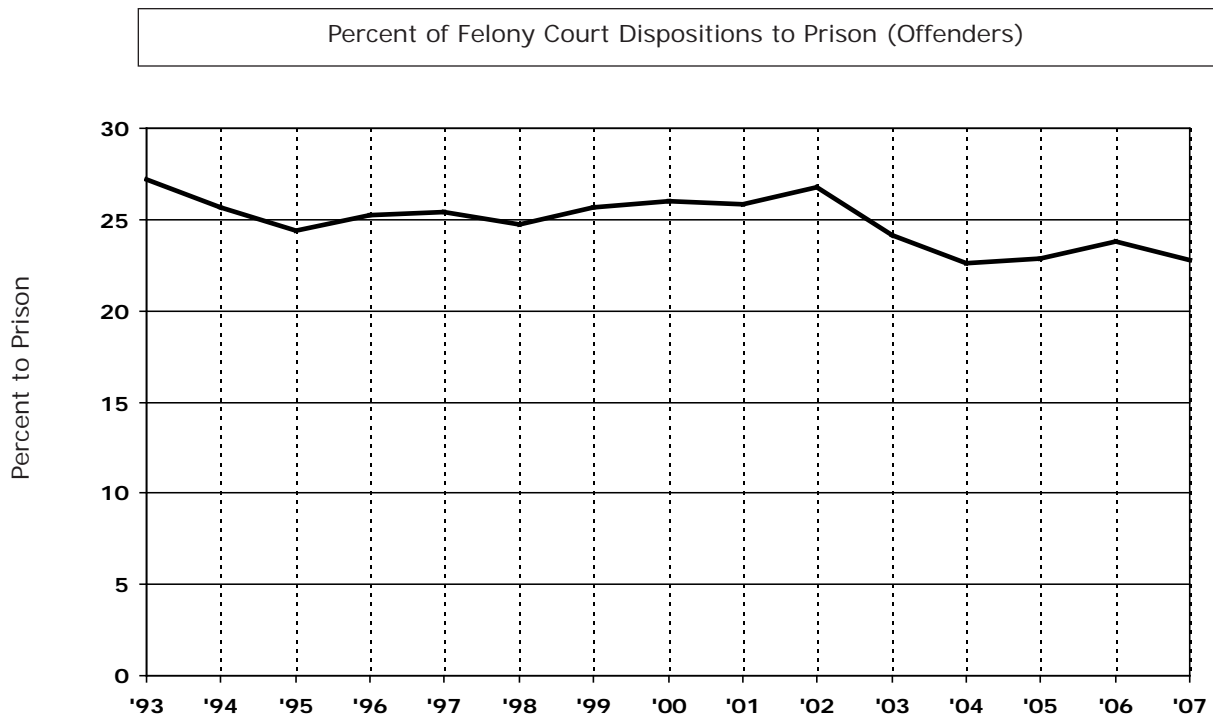
Table A2 shows the 2007 court dispositions of offenses broken down by disposition type and offense. Tables A2a through A2c show the information in Table A2 broken down by major crime categories (i.e., non-assaultive, drug and assaultive offenses). The A2 series of tables are based on all offenses, so multiple offenses/dispositions for the same offender are reported individually by offense.

The crimes in the A2 series of tables are sorted by Michigan Compiled Law (MCL) numbers and Prosecuting Attorney's Coordinating Council (PACC) codes (the sort order used since 1999). Since this sort order keeps related codes together, similar crimes that have identical maximum penalties are not consolidated. This level of detail provides much richer information, but the reader must be careful to watch for related codes when attempting to examine the frequency and disposition pattern for a particular type of crime. For example, several separate offense codes appear for the crime of first degree criminal sexual conduct (750.520B--) because each code represents a specific characteristic of the offense.

A Statewide Prison Commitment Rates

Calendar Years 1993 - 2007

Year	Total Felony Dispositions (Offenders)	Percent Total Felony Dispositions to Prison
1993	38,634	27.2
1994	37,823	25.7
1995	38,805	24.4
1996	38,749	25.2
1997	39,340	25.4
1998	40,016	24.7
1999	38,178	25.7
2000	38,359	26.0
2001	41,835	25.8
2002	45,147	26.8
2003	47,229	24.1
2004	48,263	22.6
2005	49,467	22.9
2006	52,031	23.8
2007	52,719	22.8



SOURCE: Basic Information Reports (BIR).

A1 2007 Criminal Court Dispositions (Offenders) by FOA Region and Circuit Number — All Offenses

	Total	Prison	Probation*	Jail/ Probation	Jail/ Fine**	Percents			
						Prison	Probation*	Jail/ Probation	Jail/ Fine**
STATE TOTALS	52,719	12,015	15,439	15,097	10,168	22.8	29.3	28.6	19.3
FOA METROPOLITAN REGION TOTALS	24,922	5,509	10,049	5,466	3,898	22.1	40.3	21.9	15.6
03 Wayne	14,203	3,018	6,869	2,617	1,699	21.2	48.4	18.4	12.0
06 Oakland	5,314	1,393	1,155	1,641	1,125	26.2	21.7	30.9	21.2
16 Macomb	4,359	804	1,622	1,055	878	18.4	37.2	24.2	20.1
22 Washtenaw	1,046	294	403	153	196	28.1	38.5	14.6	18.7
FOA OUTSTATE REGION TOTALS	27,797	6,506	5,390	9,631	6,270	23.4	19.4	34.6	22.6
01 Hillsdale	123	62	1	56	4	50.4	0.8	45.5	3.3
02 Berrien	1,325	307	217	443	358	23.2	16.4	33.4	27.0
04 Jackson	823	254	80	247	242	30.9	9.7	30.0	29.4
05 Barry	205	43	3	151	8	21.0	1.5	73.7	3.9
07 Genesee	2,019	546	728	502	243	27.0	36.1	24.9	12.0
08 Ionia, Montcalm	439	140	16	212	71	31.9	3.6	48.3	16.2
09 Kalamazoo	2,053	282	909	123	739	13.7	44.3	6.0	36.0
10 Saginaw	1,245	371	408	273	193	29.8	32.8	21.9	15.5
11 Alger, Luce, Schoolcraft	83	21	2	30	30	25.3	2.4	36.1	36.1
12 Baraga, Houghton, Keweenaw	74	13	8	31	22	17.6	10.8	41.9	29.7
13 Antrim, Grand Traverse, Leelanau	304	119	4	143	38	39.1	1.3	47.0	12.5
14 Muskegon	1,300	432	52	607	209	33.2	4.0	46.7	16.1
15 Branch	173	33	5	78	57	19.1	2.9	45.1	32.9
17 Kent	3,409	973	1,077	489	870	28.5	31.6	14.3	25.5
18 Bay	651	161	225	188	77	24.7	34.6	28.9	11.8
19 Benzie, Manistee	115	39	32	43	1	33.9	27.8	37.4	0.9
20 Ottawa	933	96	260	302	275	10.3	27.9	32.4	29.5
21 Isabella	545	82	5	387	71	15.0	0.9	71.0	13.0
23 Iosco, Oscoda	135	30		81	24	22.2		60.0	17.8
24 Sanilac	92	26	1	42	23	28.3	1.1	45.7	25.0
25 Marquette	143	33	32	72	6	23.1	22.4	50.3	4.2
26 Alpena, Alcona, Montmorency, Presque Isle	316	57	62	112	85	18.0	19.6	35.4	26.9
27 Newago, Oceana	291	38	13	183	57	13.1	4.5	62.9	19.6
28 Missaukee, Wexford	242	55	9	144	34	22.7	3.7	59.5	14.0
29 Clinton, Gratiot	289	102	1	134	52	35.3	0.3	46.4	18.0
30 Ingham	1,279	194	63	632	390	15.2	4.9	49.4	30.5
31 St. Clair	886	139	110	352	285	15.7	12.4	39.7	32.2
32 Gogebic, Ontonagon	67	18	4	35	10	26.9	6.0	52.2	14.9
33 Charlevoix	94	15	2	44	33	16.0	2.1	46.8	35.1
34 Roscommon, Arenac, Ogemaw	375	76	76	175	48	20.3	20.3	46.7	12.8
35 Shiawassee	260	81	16	156	7	31.2	6.2	60.0	2.7
36 VanBuren	414	80	39	138	157	19.3	9.4	33.3	37.9
37 Calhoun	1,063	223	319	164	357	21.0	30.0	15.4	33.6
38 Monroe	581	162	10	326	83	27.9	1.7	56.1	14.3
39 Lenawee	325	114	37	160	14	35.1	11.4	49.2	4.3
40 Lapeer	306	53	7	143	103	17.3	2.3	46.7	33.7
41 Dickinson, Iron, Menominee	224	42	12	116	54	18.8	5.4	51.8	24.1
42 Midland	303	50	97	122	34	16.5	32.0	40.3	11.2
43 Cass	275	66	16	82	111	24.0	5.8	29.8	40.4
44 Livingston	629	172	108	244	105	27.3	17.2	38.8	16.7
45 St. Joseph	420	88	1	160	171	21.0	0.2	38.1	40.7
46 Otsego, Kalkaska, Crawford	365	96	35	168	66	26.3	9.6	46.0	18.1
47 Delta	116	17	4	56	39	14.7	3.4	48.3	33.6
48 Allegan	379	121	45	134	79	31.9	11.9	35.4	20.8
49 Mecosta, Osceola	310	61	30	180	39	19.7	9.7	58.1	12.6
50 Mackinac, Chippewa	232	61	30	63	78	26.3	12.9	27.2	33.6
51 Lake, Mason	173	38	1	123	11	22.0	0.6	71.1	6.4
52 Huron	62	12		34	16	19.4		54.8	25.8
53 Cheboygan	146	43	4	68	31	29.5	2.7	46.6	21.2
54 Tuscola	339	62	58	155	64	18.3	17.1	45.7	18.9
55 Clare, Gladwin	308	24	80	179	25	7.8	26.0	58.1	8.1
56 Eaton	407	55	30	262	60	13.5	7.4	64.4	14.7
57 Emmet	132	28	6	87	11	21.2	4.5	65.9	8.3

Source: Basic Information Reports (BIR). *Includes Delayed and Suspended Sentences and HYTA Probation. **Includes Restitution and Costs.

A1a 2007 Criminal Court Dispositions (Offenders) by FOA Region and Circuit Number — Non-Assaultive Offenses

	Total	Prison	Probation*	Jail/Probation	Jail/Fine**	Percents			
						Prison	Probation*	Jail/Probation	Jail/Fine**
STATE TOTALS	26,364	5,389	7,743	8,243	4,989	20.4	29.4	31.3	18.9
FOA METROPOLITAN REGION TOTALS	12,079	2,515	4,948	2,778	1,838	20.8	41.0	23.0	15.2
03 Wayne	7,062	1,373	3,526	1,358	805	19.4	49.9	19.2	11.4
06 Oakland	2,841	643	694	906	598	22.6	24.4	31.9	21
16 Macomb	1,659	376	523	427	333	22.7	31.5	25.7	20.1
22 Washtenaw	517	123	205	87	102	23.8	39.7	16.8	19.7
FOA OUTSTATE REGION TOTALS	14,285	2,874	2,795	5,465	3,151	20.1	19.6	38.3	22.1
01 Hillsdale	76	45	1	27	3	59.2	1.3	35.5	3.9
02 Berrien	607	107	110	228	162	17.6	18.1	37.6	26.7
04 Jackson	433	120	36	140	137	27.7	8.3	32.3	31.6
05 Barry	120	17	3	95	5	14.2	2.5	79.2	4.2
07 Genesee	1,045	243	369	303	130	23.3	35.3	29	12.4
08 Ionia, Montcalm	253	72	12	123	46	28.5	4.7	48.6	18.2
09 Kalamazoo	913	122	426	56	309	13.4	46.7	6.1	33.8
10 Saginaw	612	169	197	150	96	27.6	32.2	24.5	15.7
11 Alger, Luce, Schoolcraft	40	10	1	17	12	25	2.5	42.5	30
12 Baraga, Houghton, Keweenaw	49	9	6	25	9	18.4	12.2	51	18.4
13 Antrim, Grand Traverse, Leelanau	190	62	4	99	25	32.6	2.1	52.1	13.2
14 Muskegon	660	188	33	355	84	28.5	5	53.8	12.7
15 Branch	95	14	5	40	36	14.7	5.3	42.1	37.9
17 Kent	1,742	404	608	294	436	23.2	34.9	16.9	25.0
18 Bay	302	62	115	86	39	20.5	38.1	28.5	12.9
19 Benzie, Manistee	56	20	11	24	1	35.7	19.6	42.9	1.8
20 Ottawa	562	35	153	207	167	6.2	27.2	36.8	29.7
21 Isabella	274	42	2	191	39	15.3	0.7	69.7	14.2
23 Iosco, Oscoda	76	17		41	18	22.4		53.9	23.7
24 Sanilac	64	19	1	29	15	29.7	1.6	45.3	23.4
25 Marquette	86	14	18	51	3	16.3	20.9	59.3	3.5
26 Alpena, Alcona, Montmorency, Presque Isle	157	28	29	59	41	17.8	18.5	37.6	26.1
27 Newago, Oceana	137	12	4	93	28	8.8	2.9	67.9	20.4
28 Missaukee, Wexford	123	32	6	66	19	26	4.9	53.7	15.4
29 Clinton, Gratiot	170	51	1	85	33	30	0.6	50	19.4
30 Ingham	666	65	39	342	220	9.8	5.9	51.4	33
31 St. Clair	423	44	38	193	148	10.4	9	45.6	35
32 Gogebic, Ontonagon	31	7	2	21	1	22.6	6.5	67.7	3.2
33 Charlevoix	47	8		23	16	17		48.9	34
34 Roscommon, Arenac, Ogemaw	213	40	47	103	23	18.8	22.1	48.4	10.8
35 Shiawassee	121	28	7	83	3	23.1	5.8	68.6	2.5
36 VanBuren	205	35	22	82	66	17.1	10.7	40	32.2
37 Calhoun	472	90	156	87	139	19.1	33.1	18.4	29.4
38 Monroe	290	70	5	175	40	24.1	1.7	60.3	13.8
39 Lenawee	149	44	20	80	5	29.5	13.4	53.7	3.4
40 Lapeer	204	30	4	103	67	14.7	2	50.5	32.8
41 Dickinson, Iron, Menominee	133	21	5	74	33	15.8	3.8	55.6	24.8
42 Midland	197	21	62	88	26	10.7	31.5	44.7	13.2
43 Cass	121	24	8	42	47	19.8	6.6	34.7	38.8
44 Livingston	321	87	59	130	45	27.1	18.4	40.5	14
45 St. Joseph	175	22	1	66	86	12.6	0.6	37.7	49.1
46 Otsego, Kalkaska, Crawford	201	51	16	104	30	25.4	8	51.7	14.9
47 Delta	81	12	3	40	26	14.8	3.7	49.4	32.1
48 Allegan	180	60	19	58	43	33.3	10.6	32.2	23.9
49 Mecosta, Osceola	156	25	15	98	18	16	9.6	62.8	11.5
50 Mackinac, Chippewa	131	42	14	33	42	32.1	10.7	25.2	32.1
51 Lake, Mason	103	21		72	10	20.4		69.9	9.7
52 Huron	33	4		20	9	12.1		60.6	27.3
53 Cheboygan	83	25	2	44	12	30.1	2.4	53	14.5
54 Tuscola	212	36	31	99	46	17	14.6	46.7	21.7
55 Clare, Gladwin	159	17	37	91	14	10.7	23.3	57.2	8.8
56 Eaton	264	16	26	186	36	6.1	9.8	70.5	13.6
57 Emmet	72	15	6	44	7	20.8	8.3	61.1	9.7

Source: Basic Information Reports (BIR). *Includes Delayed and Suspended Sentences and HYTA Probation. **Includes Restitution and Costs.

A1b 2007 Criminal Court Dispositions (Offenders) by FOA Region and Circuit Number — Drug Offenses

	Total	Prison	Probation*	Jail/Probation	Jail/Fine**	Percents			
						Prison	Probation*	Jail/Probation	Jail/Fine**
STATE TOTALS	14,473	1,751	5,369	3,964	3,389	12.1	37.1	27.4	23.4
FOA METROPOLITAN REGION TOTALS	7,337	660	3,565	1,644	1,468	9.0	48.6	22.4	20.0
03 Wayne	4,055	316	2,262	815	662	7.8	55.8	20.1	16.3
06 Oakland	1,182	178	278	374	352	15.1	23.5	31.6	29.8
16 Macomb	1,878	138	907	430	403	7.3	48.3	22.9	21.5
22 Washtenaw	222	28	118	25	51	12.6	53.2	11.3	23.0
FOA OUTSTATE REGION TOTALS	7,136	1,091	1,804	2,320	1,921	15.3	25.3	32.5	26.9
01 Hillsdale	27	3		24		11.1		88.9	
02 Berrien	438	94	79	134	131	21.5	18.0	30.6	29.9
04 Jackson	199	37	37	60	65	18.6	18.6	30.2	32.7
05 Barry	38	4		32	2	10.5		84.2	5.3
07 Genesee	554	92	284	98	80	16.6	51.3	17.7	14.4
08 Ionia, Montcalm	76	13	3	44	16	17.1	3.9	57.9	21.1
09 Kalamazoo	764	40	367	38	319	5.2	48.0	5.0	41.8
10 Saginaw	305	59	136	56	54	19.3	44.6	18.4	17.7
11 Alger, Luce, Schoolcraft	20		1	6	13		5.0	30.0	65.0
12 Baraga, Houghton, Keweenaw	8		1	1	6		12.5	12.5	75.0
13 Antrim, Grand Traverse, Leelanau	52	16		29	7	30.8		55.8	13.5
14 Muskegon	304	85	14	131	74	28.0	4.6	43.1	24.3
15 Branch	45	7		27	11	15.6		60.0	24.4
17 Kent	828	188	280	70	290	22.7	33.8	8.5	35.0
18 Bay	201	23	84	71	23	11.4	41.8	35.3	11.4
19 Benzie, Manistee	37	8	17	12		21.6	45.9	32.4	
20 Ottawa	165	8	61	46	50	4.8	37.0	27.9	30.3
21 Isabella	171	11	2	137	21	6.4	1.2	80.1	12.3
23 Iosco, Oscoda	35	5		25	5	14.3		71.4	14.3
24 Sanilac	8			4	4			50.0	50.0
25 Marquette	18	2	8	6	2	11.1	44.4	33.3	11.1
26 Alpena, Alcona, Montmorency, Presque Isle	109	13	29	40	27	11.9	26.6	36.7	24.8
27 Newago, Oceana	74	2	5	54	13	2.7	6.8	73.0	17.6
28 Missaukee, Wexford	65	5	3	48	9	7.7	4.6	73.8	13.8
29 Clinton, Gratiot	54	10		30	14	18.5		55.6	25.9
30 Ingham	293	25	17	160	91	8.5	5.8	54.6	31.1
31 St. Clair	246	34	49	92	71	13.8	19.9	37.4	28.9
32 Gogebic, Ontonagon	20	5	1	10	4	25.0	5.0	50.0	20.0
33 Charlevoix	28	1	2	14	11	3.6	7.1	50.0	39.3
34 Roscommon, Arenac, Ogemaw	103	8	26	54	15	7.8	25.2	52.4	14.6
35 Shiawassee	56	9	5	38	4	16.1	8.9	67.9	7.1
36 VanBuren	110	14	10	26	60	12.7	9.1	23.6	54.5
37 Calhoun	265	21	97	29	118	7.9	36.6	10.9	44.5
38 Monroe	183	52	3	103	25	28.4	1.6	56.3	13.7
39 Lenawee	60	16	9	31	4	26.7	15.0	51.7	6.7
40 Lapeer	39	3	2	17	17	7.7	5.1	43.6	43.6
41 Dickinson, Iron, Menominee	45	6	4	20	15	13.3	8.9	44.4	33.3
42 Midland	46	5	23	13	5	10.9	50.0	28.3	10.9
43 Cass	95	19	7	24	45	20.0	7.4	25.3	47.4
44 Livingston	160	29	37	60	34	18.1	23.1	37.5	21.3
45 St. Joseph	133	38		54	41	28.6		40.6	30.8
46 Otsego, Kalkaska, Crawford	87	8	13	43	23	9.2	14.9	49.4	26.4
47 Delta	19	1	1	7	10	5.3	5.3	36.8	52.6
48 Allegan	81	16	12	36	17	19.8	14.8	44.4	21.0
49 Mecosta, Osceola	80	13	13	45	9	16.3	16.3	56.3	11.3
50 Mackinac, Chippewa	50	4	8	17	21	8.0	16.0	34.0	42.0
51 Lake, Mason	30	5		25		16.7		83.3	
52 Huron	15	1		11	3	6.7		73.3	20.0
53 Cheboygan	37	9	2	15	11	24.3	5.4	40.5	29.7
54 Tuscola	43	3	11	22	7	7.0	25.6	51.2	16.3
55 Clare, Gladwin	123	2	40	74	7	1.6	32.5	60.2	5.7
56 Eaton	55	12	1	29	13	21.8	1.8	52.7	23.6
57 Emmet	39	7		28	4	17.9		71.8	10.3

Source: Basic Information Reports (BIR). *Includes Delayed and Suspended Sentences and HYTA Probation. **Includes Restitution and Costs.

A1c 2007 Criminal Court Dispositions (Offenders) by FOA Region and Circuit Number — Assaultive Offenses

	Total	Prison	Probation*	Jail/Probation	Jail/Fine**	Percents			
						Prison	Probation*	Jail/Probation	Jail/Fine**
STATE TOTALS	11,881	4,875	2,327	2,889	1,790	41.0	19.6	24.3	15.1
FOA METROPOLITAN REGION TOTALS	5,505	2,334	1,536	1,043	592	42.4	27.9	18.9	18.9
03 Wayne	3,086	1,329	1,081	444	232	43.1	35.0	14.4	7.5
06 Oakland	1,291	572	183	361	175	44.3	14.2	28.0	13.6
16 Macomb	821	290	192	197	142	35.3	23.4	24.0	17.3
22 Washtenaw	307	143	80	41	43	46.6	26.1	13.4	14.0
FOA OUTSTATE REGION TOTALS	6,376	2,541	791	1,846	1,198	39.9	12.4	29.0	18.8
01 Hillsdale	20	14		5	1	70.0		25.0	5.0
02 Berrien	280	106	28	81	65	37.9	10.0	28.9	23.2
04 Jackson	191	97	7	47	40	50.8	3.7	24.6	20.9
05 Barry	47	22		24	1	46.8		51.1	2.1
07 Genesee	420	211	75	101	33	50.2	17.9	24.0	7.9
08 Ionia, Montcalm	110	55	1	45	9	50.0	0.9	40.9	8.2
09 Kalamazoo	376	120	116	29	111	31.9	30.9	7.7	29.5
10 Saginaw	328	143	75	67	43	43.6	22.9	20.4	13.1
11 Alger, Luce, Schoolcraft	23	11		7	5	47.8		30.4	21.7
12 Baraga, Houghton, Keweenaw	17	4	1	5	7	23.5	5.9	29.4	41.2
13 Antrim, Grand Traverse, Leelanau	62	41		15	6	66.1		24.2	9.7
14 Muskegon	336	159	5	121	51	47.3	1.5	36.0	15.2
15 Branch	33	12		11	10	36.4		33.3	30.3
17 Kent	839	381	189	125	144	45.4	22.5	14.9	17.2
18 Bay	148	76	26	31	15	51.4	17.6	20.9	10.1
19 Benzie, Manistee	22	11	4	7		50.0	18.2	31.8	
20 Ottawa	206	53	46	49	58	25.7	22.3	23.8	28.2
21 Isabella	100	29	1	59	11	29.0	1.0	59.0	11.0
23 Iosco, Oscoda	24	8		15	1	33.3		62.5	4.2
24 Sanilac	20	7		9	4	35.0		45.0	20.0
25 Marquette	39	17	6	15	1	43.6	15.4	38.5	2.6
26 Alpena, Alcona, Montmorency, Presque Isle	50	16	4	13	17	32.0	8.0	26.0	34.0
27 Newago, Oceana	80	24	4	36	16	30.0	5.0	45.0	20.0
28 Missaukee, Wexford	54	18		30	6	33.3		55.6	11.1
29 Clinton, Gratiot	65	41		19	5	63.1		29.2	7.7
30 Ingham	320	104	7	130	79	32.5	2.2	40.6	24.7
31 St. Clair	217	61	23	67	66	28.1	10.6	30.9	30.4
32 Gogebic, Ontonagon	16	6	1	4	5	37.5	6.3	25.0	31.3
33 Charlevoix	19	6		7	6	31.6		36.8	31.6
34 Roscommon, Arenac, Ogemaw	59	28	3	18	10	47.5	5.1	30.5	16.9
35 Shiawassee	83	44	4	35		53.0	4.8	42.2	
36 VanBuren	99	31	7	30	31	31.3	7.1	30.3	31.3
37 Calhoun	326	112	66	48	100	34.4	20.2	14.7	30.7
38 Monroe	108	40	2	48	18	37.0	1.9	44.4	16.7
39 Lenawee	116	54	8	49	5	46.6	6.9	42.2	4.3
40 Lapeer	63	20	1	23	19	31.7	1.6	36.5	30.2
41 Dickinson, Iron, Menominee	46	15	3	22	6	32.6	6.5	47.8	13.0
42 Midland	60	24	12	21	3	40.0	20.0	35.0	5.0
43 Cass	59	23	1	16	19	39.0	1.7	27.1	32.2
44 Livingston	148	56	12	54	26	37.8	8.1	36.5	17.6
45 St. Joseph	112	28		40	44	25.0		35.7	39.3
46 Otsego, Kalkaska, Crawford	77	37	6	21	13	48.1	7.8	27.3	16.9
47 Delta	16	4		9	3	25.0		56.3	18.8
48 Allegan	118	45	14	40	19	38.1	11.9	33.9	16.1
49 Mecosta, Osceola	74	23	2	37	12	31.1	2.7	50.0	16.2
50 Mackinac, Chippewa	51	15	8	13	15	29.4	15.7	25.5	29.4
51 Lake, Mason	40	12	1	26	1	30.0	2.5	65.0	2.5
52 Huron	14	7		3	4	50.0		21.4	28.6
53 Cheboygan	26	9		9	8	34.6		34.6	30.8
54 Tuscola	84	23	16	34	11	27.4	19.0	40.5	13.1
55 Clare, Gladwin	26	5	3	14	4	19.2	11.5	53.8	15.4
56 Eaton	88	27	3	47	11	30.7	3.4	53.4	12.5
57 Emmet	21	6		15		28.6		71.4	

Source: Basic Information Reports (BIR). *Includes Delayed and Suspended Sentences and HYTA Probation. **Includes Restitution and Costs.

A2 2007 Criminal Court Dispositions by Offense and Type of Disposition — All Offenses

Page 1 of 23

Compiled Laws	Offense	VIOLATIONS ATTEMPTS Max. Penalty
28.2931	State ID Card - False Application	5 ATTEMPTS
28.2951A-A	State ID Card - Altered/Forged/ Used to Commit Felony	10 ATTEMPTS
28.2951B-A	State ID Card - Altered/Forged/Used to Commit Felony or Misd	5 ATTEMPTS
28.2952-A	State ID Card - Altered/Forged w/ Intent to Deliver/Possess 2 or More	5 ATTEMPTS
28.422	Weapons/Pistols - License Forgery	4 ATTEMPTS
28.425B3	Weapons/Pistols - False Info on CCW Permit	4 ATTEMPTS
28.729	Sex Offender - Fail to Register	4 ATTEMPTS
28.7291A	Sex Offender - Fail to Register	4 ATTEMPTS
28.7291B	Sex Offender - Fail to Register 2nd Offense	7 ATTEMPTS
28.7291C	Sex Offender - Fail to Register 3rd Offense	10 ATTEMPTS
28.7292C	Sex Offender - Fail to Comply w/Reporting 3rd	4 ATTEMPTS
168.932F	Election Law - Possess Absentee Ballot	5 ATTEMPTS
168.932H	Election Law - Attempt to Influence Absent Voter	5 ATTEMPTS
205.271A	Taxes - Fail to File/False Return	5 ATTEMPTS
205.4282	Tobacco Products Tax Act Violations Felony	5 ATTEMPTS
205.4286	Tobacco Products Tax Act Unauthorized Tax Stamps	10 ATTEMPTS
257.1355B	Used Car Parts Dealer - Falsify Record	2 ATTEMPTS
257.233A6	Motor Vehicles - Odometer Tampering	5 ATTEMPTS
257.254	MV Code - Intent to Pass False Title	10 ATTEMPTS
257.257	License Documents/Plates Forgery	5 ATTEMPTS
257.2572	License Documents/Plates Forgery 2nd Offense	7 ATTEMPTS
257.3107A	Driver's License-Forged w/Int Commit Crime Max 10 yrs or More	10 ATTEMPTS
257.3107B	Driver's License-Forged w/Int Commit Crime Max 6 mos - < 10 yrs	5 ATTEMPTS

DISPOSITIONS				
Total	Prison 27%	Probation 48%	Jail* 18%	Other** 7%
66,277	19,053	30,658	11,927	4,639
8,479	783	4,876	1,882	937
9	2	6	1	
6		4	2	
6	2	3	1	
1	1			
1		1		
3	1	1		1
1		1		
1			1	
543	98	224	220	1
176	6	89	80	1
6	2	3	1	
3		2	1	
38	14	15	9	
2			2	
23	8	8	7	
4		3	1	
3		3		
1		1		
12	2	4	6	
1		1		
7		5	2	
5		4		
1		1		
1		1		
9		9		
63	11	41	10	1
1		1		
128	25	83	18	2
73		55	10	8
2		2		
16	5	7	4	
1			1	
11	2	6	2	1

NOTE: Be sure to check for related offense codes when examining a particular type of crime. They may or may not be in sequential order or even on the same page.

A2 2007 Criminal Court Dispositions by Offense and Type of Disposition — All Offenses

Page 2 of 23

			DISPOSITIONS				
Compiled Laws	Offense	VIOLETIONS ATTEMPTS Max. Penalty	Total	Prison 27%	Probation 48%	Jail* 18%	Other** 7%
			66,277	19,053	30,658	11,927	4,639
			8,479	783	4,876	1,882	937
257.3109	Driver's License-Forged Possess 2 or More	5 ATTEMPTS	2 1	2			1
257.3291	Insurance Certificates - Possess/ Sale of Stolen/Counterfeit	5 ATTEMPTS	32 4	3 1	14 1	15 2	
257.602A2	Police Officer - Fleeing - 4th Degree Vehicle Code	2 ATTEMPTS	456	74	248	126	8
257.602A3-A	Police Officer - Fleeing - 3rd Degree Vehicle Code	5 ATTEMPTS	905 41	303 4	406 25	175 12	21
257.602A3	Police Officer - Fleeing - 3rd Degree Vehicle Code	4 ATTEMPTS	1 1			1 1	
257.602A4-A	Police Officer - Fleeing - 2nd Degree Vehicle Code	10 ATTEMPTS	68 1	44 1	22	2	
257.602A5	Police Officer - Fleeing - 1st Degree Vehicle Code	15 ATTEMPTS	2	2			
257.617	Fail to Stop at Accident - Result Serious Impairment/Death	5 ATTEMPTS	46 1	19	24 1	2	1
257.6173	Fail to Stop at Accident - At Fault Death Resulting	15 ATTEMPTS	16	13	3		
257.6251	Drive M.V. Addict or Intox	15 ATTEMPTS	4		3	1	
257.62510C	Operating - OWI, 3rd Offense	1 ATTEMPTS	33	4	22	7	
257.6254	OWI - Causing Death	15 ATTEMPTS	70 2	68 2	2		
257.6254A	OWI - Causing Death	15 ATTEMPTS	1	1			
257.6255-A	OWI - Causing Serious Injury	5 ATTEMPTS	163 3	59 1	100 2	4	
257.6256	OWI - Impaired, 3rd Felony	5 ATTEMPTS	4		1	2	1
257.6256D	OWI - Impaired w/Contr. Sub, 3rd Offense	5 ATTEMPTS	3,464 5	742 2	2,385 3	337	
257.6257A2	OWI - w/Occupant Less Than 16, 2nd+ Offense	5 ATTEMPTS	95	13	69	13	
257.6259B	Operating - Allow Intox to Operate Death Resulting	5 ATTEMPTS	1		1		
257.6259C	Operating - Allow Intox to Operate Causing Serious Injury	2 ATTEMPTS	1		1		
257.626C	Driving - Felonious	2 ATTEMPTS	35	5	24	3	3
257.653A3	Emergency Vehicle - Careless Passing Injury Resulting	2 ATTEMPTS	1			1	
257.903	Motor Vehicle Code - False Certification	5 ATTEMPTS	55 9	12	32 8	11 1	
257.9032	Motor Vehicle Code - False Certification 2nd Offense	7 ATTEMPTS	2		2		

NOTE: Be sure to check for related offense codes when examining a particular type of crime. They may or may not be in sequential order or even on the same page.

A2 2007 Criminal Court Dispositions by Offense and Type of Disposition — All Offenses

Page 3 of 23

Compiled Laws	Offense	VIOLATIONS ATTEMPTS Max. Penalty
257.9044	Operate - License Suspended/ Revoked/Denied Cause Death	15 ATTEMPTS
257.9045	Operate - License Suspended/Revoked/ Denied Cause Serious Injury	5 ATTEMPTS
257.9047-A	Operate - Allow Suspended Person to Operate Cause Serious Injury	2 ATTEMPTS
259.80F3	Airports - Possess/Place Weapon on Aircraft	10 ATTEMPTS
287.3232	Animals - Dangerous Animal Causing Serious Injury	4 ATTEMPTS
287.7441	Animal Industry Act - Felony Violations	5 ATTEMPTS
324.121162	Liquid Industrial Waste - False Statements	2 ATTEMPTS
324.20139	Hazardous Subs - Know Release/ False Statement [endanger]	2 ATTEMPTS
324.80172	Marine Safety, Negligence Cause Injury/Death	2 ATTEMPTS
324.801764	Marine Safety, OUIL Cause Death	15 ATTEMPTS
324.801765	Marine Safety, OUIL Cause Serious Injury	5 ATTEMPTS
324.811348	ORV - OUIL Causing Serious Injury	5 ATTEMPTS
333.16294	Health Profession - Unauthorized Practice Felony	4 ATTEMPTS
333.17766C1	Contr. Sub - Ephedrine/Pseudoephedrine Possess Over 12 Grams	2 ATTEMPTS
333.5210	AIDS - Sexual Penetration with Uninformed Partner	4 ATTEMPTS
333.7341	Contr. Sub - Imitation Mfg/ Distribution	2 ATTEMPTS
333.73413	Contr. Sub - Imitation Mfg/ Distribution	2 ATTEMPTS
333.7401	Contr. Sub - Delivery/Manufacture	LIFE ATTEMPTS
333.74011	Contr. Sub - Del/Mfg/Possess	LIFE ATTEMPTS
333.74012A	Contr. Sub - Delivery/Manufacture (Narcotic or Cocaine)	LIFE ATTEMPTS
333.74012A1	Contr. Sub - Del/Mfg (Narc. or Cocaine) 1,000 or More Grams	LIFE ATTEMPTS
333.74012A2	Contr. Sub - Del/Mfg (Narc. or Cocaine) 450 - 999 Grams	30 ATTEMPTS
333.74012A3	Contr. Sub - Del/Mfg (Narc. or Cocaine) 50 - 449 Grams	20 ATTEMPTS

DISPOSITIONS				
Total	Prison 27%	Probation 48%	Jail* 18%	Other** 7%
66,277	19,053	30,658	11,927	4,639
8,479	783	4,876	1,882	937
18	12	6		
26	12	11	3	
1		1		
1		1		
3		3		
1		1		
3		3		
3		2	1	
3	3			
1	1			
1		1		
3	1	2		
3	1	1	1	
2		1	1	
1		1		
9		3	6	
5	4	1		
1		1		
124	19	38	64	3
1			1	
1			1	
12			12	
2	1		1	
27	27			
30	29	1		
215	190	20	5	
5	3	1		1

NOTE: Be sure to check for related offense codes when examining a particular type of crime. They may or may not be in sequential order or even on the same page.

A2 2007 Criminal Court Dispositions by Offense and Type of Disposition — All Offenses

Page 4 of 23

Compiled Laws	Offense	VIOLATIONS ATTEMPTS Max. Penalty
333.74012A4	Contr. Sub - Del/Mfg (Narc. or Cocaine) Under 50 Grams	20 ATTEMPTS
333.74012B-A	Contr. Sub - Del/Mfg (Schedules 1-3), Except Marijuana	7 ATTEMPTS
333.74012B-B	Contr. Sub - Del/Mfg (Subs added Schedules 1-3 by Rule)	7 ATTEMPTS
333.74012B	Contr. Sub - Del/Mfg (Schedules 1-3), Methamphetamine/Ecstasy	20 ATTEMPTS
333.74012B1	Contr. Sub - Del/Mfg Methamphetamine/Ecstasy	20 ATTEMPTS
333.74012C-A	Contr. Sub - Del/Mfg (Schedule 4)	4 ATTEMPTS
333.74012C-B	Contr. Sub - Del/Mfg (Added to Schedule 4 by Board Rule)	4 ATTEMPTS
333.74012D	Contr. Sub - Del/Mfg (Schedule 5)	2 ATTEMPTS
333.74012D1	Contr. Sub - Del/Mfg 45 or More Kilograms Marijuana	15 ATTEMPTS
333.74012D2	Contr. Sub - Del/Mfg 5 - < 45 Kilograms Marijuana	7 ATTEMPTS
333.74012D3	Contr. Sub - Del/Mfg Marijuana	4 ATTEMPTS
333.74012F	Prescription Forms - Del/Mfg/ Intent	7 ATTEMPTS
333.7401C2A	Contr. Sub - Operate/Maintain A Lab	10 ATTEMPTS
333.7401C2B	Contr. Sub - Operate/Maintain Lab Near Minor	20 ATTEMPTS
333.7401C2C	Contr. Sub - Operate/Maintain Lab Involve Hazardous Waste	20 ATTEMPTS
333.7401C2D	Contr. Sub - Operate/Maintain Lab Near Specified Places	20 ATTEMPTS
333.7401C2F	Contr. Sub - Operate/Maintain Lab Involve Methamphetamine	20 ATTEMPTS
333.74022A	Contr. Sub - Create/Del/Counterfeit Sub (Narc/Meth/Ecstasy)	10 ATTEMPTS
333.74022B	Contr. Sub - Create/Del/Counterfeit Sub (Schedules 1-3)	5 ATTEMPTS
333.74022C	Contr. Sub - Create/Del/Counterfeit Sub (Schedule 4)	4 ATTEMPTS
333.74022E	Contr. Sub - Create/Del/Analogue	15 ATTEMPTS
333.74032A	Contr. Sub - Poss (Narcotic or Cocaine)	LIFE ATTEMPTS
333.74032A2	Contr. Sub - Poss (Narcotic/Cocaine) 450 - 999 Grams	30 ATTEMPTS

DISPOSITIONS				
Total	Prison 27%	Probation 48%	Jail* 18%	Other** 7%
66,277	19,053	30,658	11,927	4,639
8,479	783	4,876	1,882	937
3,398	950	1,678	703	67
899	62	508	185	144
256	37	142	40	37
19		17	2	
7	1	3	3	
2		2		
237	140	60	9	28
30	5	18	2	5
67	7	37	11	12
1		1		
7		5	1	1
2		1		1
5		2	3	
128	13	90	22	3
6	1	5		
9	7	1	1	
1	1			
3,190	301	1,825	615	449
480	7	285	75	113
21	4	9	7	1
1				1
30	4	15	8	3
2	1		1	
5	4	1		
1		1		
7	7			
6	6			
123	64	48	11	
10	2	6	2	
5	1	2	2	
3		2		1
5		2	2	1
3	2	1		
14	4	8	1	1
1	1			
4	4			

NOTE: Be sure to check for related offense codes when examining a particular type of crime. They may or may not be in sequential order or even on the same page.

A2 2007 Criminal Court Dispositions by Offense and Type of Disposition — All Offenses

Page 5 of 23

Compiled Laws	Offense	VIOLATIONS ATTEMPTS Max. Penalty
333.74032A3	Contr. Sub - Poss (Narcotic/Cocaine) 50 - 449 Grams	20 ATTEMPTS
333.74032A4	Contr. Sub - Poss (Narcotic/Cocaine) 25 - 49 Grams	4 ATTEMPTS
333.74032A5	Contr. Sub - Poss (Narcotic/Cocaine) Under 25 Grams	4 ATTEMPTS
333.74032B-A	Contr. Sub - Poss Analogues or Schedules 1-4	2 ATTEMPTS
333.74032B-B	Contr. Sub - Poss (Sub Added to Schedules 1-4 by Rule)	2 ATTEMPTS
333.74032B	Contr. Sub - Poss (Analogues/Meth/ Ecstasy or Schedules 1-4)	2 ATTEMPTS
333.74032B1	Contr. Sub - Poss Methamphetamine/ Ecstasy	10 ATTEMPTS
333.7405A	Contr. Sub - Licensee Prescription Violations	2 ATTEMPTS
333.7405D	Contr. Sub - Maintaining a Drug House	2 ATTEMPTS
333.7405E	Contr. Sub - Maintaining a Drug House	2 ATTEMPTS
333.74071A	Contr. Sub - Licensee Distribute w/o Order Form	4 ATTEMPTS
333.74071C	Contr. Sub - Obtain by Fraud	4 ATTEMPTS
333.74071G	Contr. Sub - Counterfeit Prescription Form	4 ATTEMPTS
333.74101-A	Contr. Sub - Delivery to Minor (Narcotic/Cocaine) < 50 Grams	40 ATTEMPTS
333.74101-D	Contr. Sub - Delivery to Minor (Sched. 4 and Marijuana)	8 ATTEMPTS
333.74102-A	Contr. Sub - Del School/Library Prop (Narc/Cocaine) < 50 Grams	60 ATTEMPTS
333.74103	Contr. Sub - Poss w/Int Del School/ (Narc/Cocaine) < 50 Grams	40 ATTEMPTS
333.74104-A	Contr. Sub - Poss on School/Library Prop (Narc/Cocaine) < 25 Grams	8 ATTEMPTS
333.74104-B	Contr. Sub - Poss on School/Library Prop (Schedules 1-4)	4 ATTEMPTS
333.74104-C	Contr. Sub - Poss on School/Library Prop (Schedule 5)	2 ATTEMPTS
333.74104-D	Contr. Sub - Poss Marijuana on School/Library Property	2 ATTEMPTS
333.7410A	Contr. Sub - Delivery/Possess in Park	2 ATTEMPTS
338.1053A	Security Guards - No License/Permission Connect Security Alarm	4 ATTEMPTS

DISPOSITIONS				
Total	Prison 27%	Probation 48%	Jail* 18%	Other** 7%
66,277	19,053	30,658	11,927	4,639
8,479	783	4,876	1,882	937
22	17	4	1	
52	10	32	9	1
3			3	
6,584	522	4,016	1,880	166
570	7	385	142	36
1,045	54	699	230	62
51	1	39	8	3
7		3	2	2
534	77	311	125	21
60	1	44	7	8
1		1		
764	65	442	203	54
2		2		
3		3		
250	18	150	67	15
94	5	66	22	1
13	2	7	3	1
4		3	1	
2	2			
14	4	5	1	4
24	22	2		
7	6	1		
2	1	1		
3		3		
1				1
2		2		
2		1	1	
30	2	13	8	7
1		1		
1		1		

NOTE: Be sure to check for related offense codes when examining a particular type of crime. They may or may not be in sequential order or even on the same page.

A2 2007 Criminal Court Dispositions by Offense and Type of Disposition — All Offenses

Page 6 of 23

Compiled Laws	Offense	VIOLATIONS ATTEMPTS Max. Penalty
400.601-B	Fraud - Welfare - Over \$500	4 ATTEMPTS
400.602-B	Fraud - Welfare (Failure to Inform) \$500 or More	4 ATTEMPTS
400.6071	Medicaid Fraud - False Claim	4 ATTEMPTS
400.71313A	Adult Foster Care - Operate Facility w/o a License	2 ATTEMPTS
432.2181	Gambling Operations - Felony Violations	10 ATTEMPTS
432.2182	Gambling Activities - Felony Violations	10 ATTEMPTS
440.95016	File False/Fraudulent Financial Statement	5 ATTEMPTS
445.65	Identity Theft	5 ATTEMPTS
445.67	Identity Theft - Obtain/Possess/ Transfer ID w/Intent	5 ATTEMPTS
451.434	Debt Management Act - Licensee Violations	2 ATTEMPTS
451.501	Blue Sky Laws - Fraudulent Schemes/Statements	10 ATTEMPTS
451.601D	Blue Sky Laws - Unregistered Investment Advisor	10 ATTEMPTS
484.16053	Emergency 911 Service Unauthorized 2nd+ Offense	2 ATTEMPTS
500.45111	Insurance - Fraudulent Acts	4 ATTEMPTS
500.45112	Insurance Fraud - Conspiracies	10 ATTEMPTS
570.111010D1	Contractor - False Sworn Statements \$20,000 or More	10 ATTEMPTS
570.152	Contractor - Fraudulent Use of Building Contract Fund	3 ATTEMPTS
722.675	Children - Distributing Obscene Matter to	2 ATTEMPTS
750.10A	Sexually Delinquent Person	LIFE ATTEMPTS
750.110-A	Break & Enter - Unoccupied Bldg. w/Intent	10 ATTEMPTS
750.110-B	Break & Enter - Occupied Bldg. w/Intent	15 ATTEMPTS
750.110A2	Home Invasion - 1st Degree	20 ATTEMPTS
750.110A3	Home Invasion - 2nd Degree	15 ATTEMPTS

DISPOSITIONS				
Total	Prison 27%	Probation 48%	Jail* 18%	Other** 7%
66,277	19,053	30,658	11,927	4,639
8,479	783	4,876	1,882	937
60	1	52	7	
14		11	2	1
205	1	193	10	1
37		31	6	
7		7		
2		1	1	
2		2		
8		8		
2		2		
3	1	2		
1			1	
451	99	277	44	31
33	1	23	7	2
65	17	34	6	8
3		1	2	
1		1		
1	1			
1	1			
1		1		
67	6	57	4	
20		17	3	
11	1	7	2	1
1	1			
23	4	18	1	
3		3		
10	2	7	1	
5	4		1	
2,090	704	809	274	303
366	74	191	59	42
1			1	
634	438	100	11	85
140	38	70	24	8
1,581	656	508	139	278
186	41	87	28	30

NOTE: Be sure to check for related offense codes when examining a particular type of crime. They may or may not be in sequential order or even on the same page.

A2 2007 Criminal Court Dispositions by Offense and Type of Disposition — All Offenses

Page 7 of 23

Compiled Laws	Offense	VIOLATIONS ATTEMPTS Max. Penalty
750.110A4	Home Invasion - 3rd Degree	5 ATTEMPTS
750.111	Break & Enter - Entry w/o Breaking w/Intent	5 ATTEMPTS
750.116	Burglar's Tools - Possession	10 ATTEMPTS
750.117	Public Officer - Bribery	4 ATTEMPTS
750.1227A	Witness - Bribe/Intimidate/ Interfere	4 ATTEMPTS
750.1227B	Witness - Bribe/Intimidate/ Interfere Max > 10 yrs	10 ATTEMPTS
750.1227C	Witness - Intimidate/Threaten to Kill or Injure	15 ATTEMPTS
750.1228	Witness - Retaliate Against	10 ATTEMPTS
750.1313B2	Check - Non-Sufficient Funds \$100 - < \$500, 3rd+ Offense	2 ATTEMPTS
750.1313C	Check - Non-Sufficient Funds \$500 or More	2 ATTEMPTS
750.131A	Check - No Account or Insufficient Funds	2 ATTEMPTS
750.131A1	Check - No Account	2 ATTEMPTS
750.131A2	Check - Non-Sufficient Funds - 3 Within 10 Days	2 ATTEMPTS
750.135	Children - Abandonment	10 ATTEMPTS
750.136B2	Child Abuse - 1st Degree	15 ATTEMPTS
750.136B3	Child Abuse - 2nd Degree	4 ATTEMPTS
750.136B4	Child Abuse - 3rd Degree	2 ATTEMPTS
750.145A-A	Children - Accosting for Immoral Purposes	4 ATTEMPTS
750.145C	Child Sexually Abusive Activity	20 ATTEMPTS
750.145C2	Child Sexually Abusive Activity	20 ATTEMPTS
750.145C3	Child Sexually Abusive Activity, Promote or Distribute	7 ATTEMPTS
750.145C4-A	Child Sexually Abusive Material, Possess	4 ATTEMPTS
750.145D2B	Computer/Internet - Comm w/Other Plan Crime Max 1 - < 2 yrs	2 ATTEMPTS

DISPOSITIONS				
Total	Prison 27%	Probation 48%	Jail* 18%	Other** 7%
66,277	19,053	30,658	11,927	4,639
8,479	783	4,876	1,882	937
539	97	310	89	43
56	6	38	8	4
177	34	75	41	27
20		12	5	3
150	51	51	20	28
26	3	14	9	
5		3	2	
3		1	1	1
19	4	7	8	
6		3	3	
11	6	2	2	1
5	1	3	1	
9	7	2		
3	2	1		
3		2	1	
9		5	4	
117	22	74	19	2
6		2	4	
435	53	240	133	9
126	9	86	29	2
3		3		
34	31	3		
3	1	1	1	
102	24	60	15	3
2		1	1	
154	8	114	30	2
79	26	44	5	4
15	1	11	2	1
1		1		
86	77	6	2	1
2	1		1	
29	16	13		
152	77	59	11	5
4		4		
1		1		

NOTE: Be sure to check for related offense codes when examining a particular type of crime. They may or may not be in sequential order or even on the same page.

A2 2007 Criminal Court Dispositions by Offense and Type of Disposition — All Offenses

Page 8 of 23

Compiled Laws	Offense	VIOLATIONS ATTEMPTS Max. Penalty
750.145D2C	Computer/Internet - Comm w/Other Plan Crime Max 2 - < 4 yrs	4 ATTEMPTS
750.145D2D	Computer/Internet - Comm w/Other Plan Crime Max 4 - < 10 yrs	10 ATTEMPTS
750.145D2E	Computer/Internet - Comm w/Other Plan Crime Max 10 - < 15 yrs	15 ATTEMPTS
750.145D2F	Computer/Internet - Comm w/Other Plan Crime Max 15+ yrs	20 ATTEMPTS
750.145N1	Vulnerable Adult Abuse - 1st Degree	15 ATTEMPTS
750.145N2	Vulnerable Adult Abuse - 2nd Degree	4 ATTEMPTS
750.145N3	Vulnerable Adult Abuse - 3rd Degree	2 ATTEMPTS
750.147B	Ethnic Intimidation	2 ATTEMPTS
750.157A	Compounding Offenses	5 ATTEMPTS
750.157AB	Conspiracy - Gambling Illegally	5 ATTEMPTS
750.157B2	Homicide - Solicitation of Murder	LIFE ATTEMPTS
750.157N1	Financial Transaction Device, Steal/ Retain w/o Consent	4 ATTEMPTS
750.157N2	Financial Transaction Device, Possess Fraudulent One	4 ATTEMPTS
750.157P	Financial Transaction Device, Possess w/Intent to Use/Sell	4 ATTEMPTS
750.157Q	Financial Transaction Device, Illegal Sale/Use	4 ATTEMPTS
750.157R	Financial Transaction Device, Forge/ Alter/Counterfeit	4 ATTEMPTS
750.157T	Financial Transaction Device, Sale of Goods or Services	4 ATTEMPTS
750.157U	Financial Transaction Device, Overcharging	4 ATTEMPTS
750.157V	Financial Transaction Device, False ID	4 ATTEMPTS
750.157W1C1	Financial Transaction Device, Fraud \$1,000 - < \$20,000	5 ATTEMPTS
750.158	Sodomy	15 ATTEMPTS
750.159I1	Criminal Enterprise - Conducting	20 ATTEMPTS
750.159I4-A	Criminal Enterprise - Conspiracy	20 ATTEMPTS

DISPOSITIONS				
Total	Prison 27%	Probation 48%	Jail* 18%	Other** 7%
66,277	19,053	30,658	11,927	4,639
8,479	783	4,876	1,882	937
60	21	38	1	
66	31	34	1	
4	4			
60	46	11	1	2
1		1		
4		4		
1		1		
6		6		
28	3	15	8	2
27	3	12	1	11
2		1		1
2		2		
9	9			
1		1		
983	132	479	244	128
90	3	52	28	7
45	14	23	6	2
5		2	3	
157	24	71	43	19
24	2	16	6	
298	49	164	57	28
33	2	18	12	1
11	1	10		
1		1		
2		2		
7		2	4	1
33	8	15	8	2
2		2		
14	1	8	5	
2		2		
2	1	1		
53	44	7		2
7		3	4	
6	6			

NOTE: Be sure to check for related offense codes when examining a particular type of crime. They may or may not be in sequential order or even on the same page.

A2 2007 Criminal Court Dispositions by Offense and Type of Disposition — All Offenses

Page 9 of 23

Compiled Laws	Offense	VIOLATIONS ATTEMPTS Max. Penalty
750.161	Desertion/Abandon/Non-Support	3 ATTEMPTS
750.165	Child Support - Fail to Pay	4 ATTEMPTS
750.174-B	Embezzlement - Agent or Trustee Over \$100	10 ATTEMPTS
750.174	Embezzlement - Agent or Trustee	10 ATTEMPTS
750.1744A	Embezzlement - Agent or Trustee \$1,000 - < \$20,000	5 ATTEMPTS
750.1744B	Embezzlement - Agent or Trustee \$200 - < \$1,000, 2nd+ Offense	5 ATTEMPTS
750.1745A	Embezzlement - Agent or Trustee \$20,000 - < \$50,000	10 ATTEMPTS
750.1745B	Embezzlement - Agent or Trustee \$1,000 - < \$20,000, 3rd+ Offense	10 ATTEMPTS
750.1746	Embezzlement - \$50,000 - < \$100,000	15 ATTEMPTS
750.1747	Embezzlement - \$100,000 or More	15 ATTEMPTS
750.174A4A	Embezzlement - Vulnerable Adult \$1,000 - < \$20,000	5 ATTEMPTS
750.174A5A	Embezzlement - Vulnerable Adult \$20,000 or More	10 ATTEMPTS
750.175	Embezzlement - Public Official Over \$50	10 ATTEMPTS
750.176	Embezzlement - Administrator/ Executor/Guardian	10 ATTEMPTS
750.1783-A	Embezzlement - Mortgaged/Leased Property \$1,000 - < \$20,000	5 ATTEMPTS
750.180	Embezzlement - Financial Institutions	20 ATTEMPTS
750.183-A	Escape - Aiding Prisoner - Felony	7 ATTEMPTS
750.186A	Escape - Juvenile Facility	4 ATTEMPTS
750.193	Escape - Prison	5 ATTEMPTS
750.1951	Escape - From Misdemeanor Jail Sentence	2 ATTEMPTS
750.1952	Escape - From Felony Jail Sentence	4 ATTEMPTS
750.1971	Escape - Awaiting Trial For Misdemeanor	2 ATTEMPTS
750.1972	Escape - Awaiting Trial for Felony	4 ATTEMPTS

DISPOSITIONS				
Total	Prison 27%	Probation 48%	Jail* 18%	Other** 7%
66,277	19,053	30,658	11,927	4,639
8,479	783	4,876	1,882	937
34	4	20	10	
5	1	3	1	
1,256	96	1,031	129	
212	6	178	28	
10	3		6	1
3			3	
442	21	296	48	77
86	2	65	14	5
6	1	3	2	
118	19	91	7	1
20	1	17	2	
1		1		
1		1		
2		2		
22	4	16	2	
5		5		
12	2	9	1	
1		1		
23	18	3	2	
1	1			
5	1	4		
1		1		
19	12	6		1
3		3		
5	3	2		
1				1
20	4	7	6	3
1		1		
15	13		2	
1	1			
13	2	5	6	
32	19	3	10	
5		2	3	
3	2		1	
23	14	5	4	
3	1	1	1	

NOTE: Be sure to check for related offense codes when examining a particular type of crime. They may or may not be in sequential order or even on the same page.

A2 2007 Criminal Court Dispositions by Offense and Type of Disposition — All Offenses

Page 10 of 23

Compiled Laws	Offense	VIOLATIONS ATTEMPTS Max. Penalty
750.197C-A	Assault of Prison Employee	4 ATTEMPTS
750.197C-B	Escape - From Jail Through Violence	4 ATTEMPTS
750.1993	Harboring Felons	4 ATTEMPTS
750.199A	Bond - Absconding or Forfeiting	4 ATTEMPTS
750.200I1A	Harmful Devices - Unlawful Poss/Use	15 ATTEMPTS
750.200J1A-A	Harmful Devices - Imitation/Irritants Unlawful Poss/Use	5 ATTEMPTS
750.204A	Explosives - Send w/Intent to Frighten	5 ATTEMPTS
750.2072A	Explosives - Place Near Property	15 ATTEMPTS
750.2072B	Explosives - Place Near Property Causing Property Damage	20 ATTEMPTS
750.209-B	Explosives - Place w/Intent to Alarm	5 ATTEMPTS
750.209A	Explosives - Possess w/Intent to Terrorize	10 ATTEMPTS
750.2102A	Explosives - Possess Bomb w/Unlawful Intent	15 ATTEMPTS
750.211A2A-A	Explosives - Mfg/Poss Molotov Cocktail	4 ATTEMPTS
750.211A2A	Explosives - Mfg/Poss Explosive/Other w/Malicious Intent	15 ATTEMPTS
750.211A2B	Explosives - Mfg/Poss Molotov Cocktail/Other w/Property Damage	20 ATTEMPTS
750.213	Extortion	20 ATTEMPTS
750.2153	Impersonate Peace Officer to Commit Crime	4 ATTEMPTS
750.217F	Impersonate Firefighter/Emergency Medical Personnel	2 ATTEMPTS
750.218-B	False Pretenses - Over \$100	10 ATTEMPTS
750.218	False Pretenses w/Intent to Defraud	10 ATTEMPTS
750.2184A	False Pretenses - \$1,000 - < \$20,000	5 ATTEMPTS
750.2184B	False Pretenses - \$200 - < \$1,000, 2nd Offense	5 ATTEMPTS
750.2185A	False Pretenses - \$20,000 or More	10 ATTEMPTS

DISPOSITIONS				
Total	Prison 27%	Probation 48%	Jail* 18%	Other** 7%
66,277	19,053	30,658	11,927	4,639
8,479	783	4,876	1,882	937
78	58	7	12	1
10	4	2	4	
2	2			
6		4		2
6		3	3	
108	35	32	39	2
25	4	13	8	
1		1		
1		1		
2			1	1
2	1	1		
2	1	1		
1		1		
1				1
1		1		
2			1	1
1				1
7		3	1	3
4	1	3		
2		2		
11	7	3		1
10	4	5	1	
9	5	2	2	
1		1		
4	2	2		
4			4	
3		1	2	
252	62	146	39	5
48		32	13	3
5	3	2		
75	33	38	4	
8	3	4	1	

NOTE: Be sure to check for related offense codes when examining a particular type of crime. They may or may not be in sequential order or even on the same page.

A2 2007 Criminal Court Dispositions by Offense and Type of Disposition — All Offenses

Page 11 of 23

Compiled Laws	Offense	VIOLATIONS ATTEMPTS Max. Penalty
750.2185B	False Pretenses - \$1,000 - < \$20,000, 3rd+ Offense	10 ATTEMPTS
750.219A2C1	Telecommunications - Avoid Payment \$1,000 - < \$20,000	5 ATTEMPTS
750.219E	Financial Institution - Unauthorized Credit Application	4 ATTEMPTS
750.2234	Weapons - Firearms, Sale to Felon	10 ATTEMPTS
750.2241-A	Weapons - Dangerous Weapon, Misc.	5 ATTEMPTS
750.2241-B	Weapons - Dangerous Weapon, Gas Ejecting Device	5 ATTEMPTS
750.224A	Weapons - Taser, Possess or Sale	4 ATTEMPTS
750.224B	Weapons - Firearms, Short-Barrel Shotgun/Rifle	5 ATTEMPTS
750.224D2	Weapons - Dangerous Weapon, Self-Defense Spray	2 ATTEMPTS
750.224F	Weapons - Firearms, Possess by Felon	5 ATTEMPTS
750.226	Weapons - Dangerous Weapon, Carry w/Unlawful Intent	5 ATTEMPTS
750.227	Weapons - Carrying Concealed	5 ATTEMPTS
750.227A	Weapons - Firearms - Unlawful Possess By Security Guard	4 ATTEMPTS
750.227B-A	Weapons - Felony Firearm	2 ATTEMPTS
750.227B-B	Weapons - Felony Firearm, 2nd Offense	5 ATTEMPTS
750.227B-C	Weapons - Felony Firearm, 3rd Offense	10 ATTEMPTS
750.227B	Weapons - Felony Firearm	10 ATTEMPTS
750.227C	Weapons - Firearms, Possess Loaded in Vehicle	2 ATTEMPTS
750.227F	Body Armor - Wear During Violent Crime	4 ATTEMPTS
750.227G9A	Weapons - Body Armor - Possess/ Use By Violent Felon	4 ATTEMPTS
750.230	Weapons - Firearms, Altering ID Marks	2 ATTEMPTS
750.234A	Weapons - Firearms, Discharge from Vehicle	4 ATTEMPTS
750.234B	Weapons - Firearms, Discharge in/at Bldg.	4 ATTEMPTS

DISPOSITIONS				
Total	Prison 27%	Probation 48%	Jail* 18%	Other** 7%
66,277	19,053	30,658	11,927	4,639
8,479	783	4,876	1,882	937
3	3			
4	1	3		
9	2	6	1	
1		1		
71	2	31	19	19
17	2	10	1	4
7		1	2	4
30	4	17	3	6
14		12	1	1
77	22	35	13	7
10		7	2	1
2		2		
904	520	285	99	
29	5	12	12	
100	48	26	11	15
9	1	4	4	
1,376	326	624	246	180
925	22	513	158	232
1			1	
759	681	29	1	48
41	41			
2	2			
2				2
58	7	29	13	9
1			1	
2		1	1	
6	1	2	3	
35	16	8	6	5
1	1			
69	29	29	8	3
6		5	1	

NOTE: Be sure to check for related offense codes when examining a particular type of crime. They may or may not be in sequential order or even on the same page.

A2 2007 Criminal Court Dispositions by Offense and Type of Disposition — All Offenses

Page 12 of 23

Compiled Laws	Offense	VIOLATIONS ATTEMPTS Max. Penalty
750.234C	Weapons - Firearms, Discharge at Emergency/Police Vehicle	4 ATTEMPTS
750.2373	Weapons - Firearms, Discharge OUIL Causing Impairment	5 ATTEMPTS
750.248	Forgery	14 ATTEMPTS
750.248A	Financial Transaction Device - Utter and Publish	4 ATTEMPTS
750.249	Uttering & Publishing	14 ATTEMPTS
750.249A	Financial Transaction Device - Forgery	4 ATTEMPTS
750.250	Forgery of State Warrant	7 ATTEMPTS
750.252	Utter & Publish - Possess Counterfeit Note w/Intent	7 ATTEMPTS
750.253	Utter & Publish - Counterfeit Bills/Notes	5 ATTEMPTS
750.254	Utter & Publish - Possess Counterfeit Bank/State/Bills	5 ATTEMPTS
750.255	Counterfeiting - Possession of Tools	10 ATTEMPTS
750.260	Counterfeiting - Coins/Possess 5 or More	LIFE ATTEMPTS
750.261	Counterfeiting - Coins/Possess Less Than 5	10 ATTEMPTS
750.2633	Counterfeiting - Del/Poss w/False ID Mark Felony	5 ATTEMPTS
750.273	Fraud - Obtain Signature to Financial Document	10 ATTEMPTS
750.280	Fraud - Common Law	10 ATTEMPTS
750.282B	Public Utility - Fraudulent Use Over \$500	4 ATTEMPTS
750.285	Obtain Personal Identity Info w/o Permission	5 ATTEMPTS
750.300A1C	Food Stamps - Fraud Over \$1,000	10 ATTEMPTS
750.303-B	Gambling House - Permitting for Gain	2 ATTEMPTS
750.316-A	Homicide - Murder 1st Degree, Premeditated	LIFE ATTEMPTS
750.316-B	Homicide - Felony Murder	LIFE ATTEMPTS
750.316-C	Homicide - Open Murder, Statutory Short Form	LIFE ATTEMPTS

DISPOSITIONS				
Total	Prison 27%	Probation 48%	Jail* 18%	Other** 7%
66,277	19,053	30,658	11,927	4,639
8,479	783	4,876	1,882	937
2	1	1		
1		1		
314	89	153	52	20
47	4	32	8	3
7		6	1	
2			1	1
2,286	571	1,054	497	164
589	43	355	156	35
4		2	2	
2	1	1		
7	4	3		
58	7	32	12	7
7		3	3	1
23	2	17	2	2
1		1		
3	1	2		
3		2	1	
1			1	
2	1		1	
3		2	1	
5		4		1
2		2		
1			1	
1	1			
2		2		
6	1	4	1	
3		3		
26	10	8	7	1
4		2	2	
15		15		
2		2		
85	85			
55	54		1	
17	17			
3			3	

NOTE: Be sure to check for related offense codes when examining a particular type of crime. They may or may not be in sequential order or even on the same page.

A2 2007 Criminal Court Dispositions by Offense and Type of Disposition — All Offenses

Page 13 of 23

Compiled Laws	Offense	VIOLATIONS ATTEMPTS Max. Penalty
750.316	Homicide	LIFE ATTEMPTS
750.317	Homicide - Murder 2nd Degree	LIFE ATTEMPTS
750.317A	Delivery of Controlled Substance Causing Death	LIFE ATTEMPTS
750.321-A	Homicide - Manslaughter, Statutory Short Form	15 ATTEMPTS
750.321-C	Homicide - Manslaughter, Involuntary	15 ATTEMPTS
750.321-E	Homicide - Manslaughter with Motor Vehicle	15 ATTEMPTS
750.321	Homicide - Manslaughter	15 ATTEMPTS
750.324	Homicide - Negligent Homicide	2 ATTEMPTS
750.329	Homicide - Manslaughter, Death by Weapon Aimed w/out Malice	15 ATTEMPTS
750.329A	Suicide - Assisting	5 ATTEMPTS
750.335A	Indecent Exposure (Sexually Delinquent Person)	1 ATTEMPTS
750.335A2B	Aggravated Indecent Exposure	2 ATTEMPTS
750.335A2C	Indecent Exposure by Sexually Delinquent Person	LIFE ATTEMPTS
750.338	Gross Indecency Between Males, Commit/Procure	5 ATTEMPTS
750.338B	Gross Indecency Male and Female, Commit/Procure	5 ATTEMPTS
750.349	Kidnapping	LIFE ATTEMPTS
750.349A	Prisoner Taking a Hostage	LIFE ATTEMPTS
750.349B	Unlawful Imprisonment (restraint)	15 ATTEMPTS
750.350	Kidnapping - Child Enticement	LIFE ATTEMPTS
750.356	Larceny	10 ATTEMPTS
750.3562A	Larceny - \$20,000 or More	10 ATTEMPTS
750.3562B	Larceny - \$1,000 - < \$20,000, 3rd+ Offense	10 ATTEMPTS
750.3563A	Larceny - \$1,000 - < \$20,000	5 ATTEMPTS

DISPOSITIONS				
Total	Prison 27%	Probation 48%	Jail* 18%	Other** 7%
66,277	19,053	30,658	11,927	4,639
8,479	783	4,876	1,882	937
3	3			
197	197			
7	7			
41	39	1	1	
4	1	3		
37	30	7		
3		3		
15	12	2		1
2	1	1		
4	3	1		
93	18	53	13	9
5	4	1		
1	1			
5	5			
61	11	45	4	1
16	8	8		
12	1	8	3	
1			1	
16	7	6	2	1
5		2	2	1
41	39		2	
7	5	1	1	
1	1			
42	36	4	2	
12	6	6		
3	2		1	
5		3	2	
43	15	17	6	5
5		5		
1		1		
370	73	190	61	46
82	5	56	18	3

NOTE: Be sure to check for related offense codes when examining a particular type of crime. They may or may not be in sequential order or even on the same page.

A2 2007 Criminal Court Dispositions by Offense and Type of Disposition — All Offenses

Page 14 of 23

Compiled Laws	Offense	VIOLATIONS ATTEMPTS Max. Penalty
750.3563B	Larceny - \$200 - < \$1,000, 2nd+ Offense	5 ATTEMPTS
750.356A-B	Break and Enter - Vehicle Steal Property Over \$5	5 ATTEMPTS
750.356A	Larceny - From Motor Vehicle	10 ATTEMPTS
750.356A1	Larceny - From Motor Vehicle	5 ATTEMPTS
750.356A2C1	Break and Enter - Vehicle Steal Property \$1,000 - < \$20,000	5 ATTEMPTS
750.356A2C2	Break and Enter - Vehicle Steal Prop \$200 - < \$1,000, 2nd+ Offense	5 ATTEMPTS
750.356A2D1	Break and Enter - Vehicle Steal Property \$20,000 or More	10 ATTEMPTS
750.356A3	Break and Enter - Vehicle With Damage	5 ATTEMPTS
750.356B	Break and Enter - Coin Telephone	4 ATTEMPTS
750.356C	Retail Fraud - 1st Degree	5 ATTEMPTS
750.357	Larceny from Person	10 ATTEMPTS
750.357A	Larceny of Livestock	4 ATTEMPTS
750.357B	Weapons - Firearms - Larceny	5 ATTEMPTS
750.360	Larceny in Building	4 ATTEMPTS
750.360A2B	Theft Detection Device - Deactivate/ Remove 2nd Offense	4 ATTEMPTS
750.361	Trains - Stealing/Maliciously Removing Parts	2 ATTEMPTS
750.362-A	Larceny By Conversion Over \$100 (obsolete)	5 ATTEMPTS
750.362	Larceny By Conversion	10 ATTEMPTS
750.3622A	Larceny by Conversion \$20,000 or More	10 ATTEMPTS
750.3623A	Larceny By Conversion \$1,000 - < \$20,000	5 ATTEMPTS
750.362A2A	Failure to Return Rented Property \$20,000 or More	10 ATTEMPTS
750.362A3A	Failure to Return Rented Property \$1,000 - < \$20,000	5 ATTEMPTS
750.3632A	Larceny by False Personation \$20,000 or More	10 ATTEMPTS

DISPOSITIONS				
Total	Prison 27%	Probation 48%	Jail* 18%	Other** 7%
66,277	19,053	30,658	11,927	4,639
8,479	783	4,876	1,882	937
6	4	1	1	
1			1	
23	3	11	4	5
8		2	4	2
717	85	278	159	195
97	5	37	41	14
48	15	13	8	12
5	1	3		1
3	1		2	
1		1		
2	1		1	
381	86	164	74	57
42	3	20	11	8
4	1	3		
3		2	1	
989	350	342	265	32
57	3	35	14	5
425	133	175	67	50
79	21	45	9	4
1		1		
1		1		
100	31	35	18	16
9	3	6		
1,852	286	863	459	244
471	20	261	155	35
1		1		
2		2		
2			2	
5		4		1
2		1	1	
20		15	5	
1		1		
100	25	61	13	1
14	1	7	5	1
5	1	4		
7	2	3	2	
28	2	18	7	1
7		6		1
1		1		

NOTE: Be sure to check for related offense codes when examining a particular type of crime. They may or may not be in sequential order or even on the same page.

A2 2007 Criminal Court Dispositions by Offense and Type of Disposition — All Offenses

Page 15 of 23

Compiled Laws	Offense	VIOLATIONS ATTEMPTS Max. Penalty
750.3633A	Larceny by False Personation \$1,000 - < \$20,000	5 ATTEMPTS
750.373	Lottery - Sell/Possess Tickets	2 ATTEMPTS
750.377A	Malicious Destruction Personal Property	10 ATTEMPTS
750.377A1A1	Malicious Destruction Personal Property \$20,000 or More	10 ATTEMPTS
750.377A1B1	Malicious Destruction Personal Property \$1,000 - < \$20,000	5 ATTEMPTS
750.377A1B2	Mal. Destr. Personal Property \$200 - < \$1,000, 2nd+ Offense	5 ATTEMPTS
750.377AA	Malicious Destruction Personal Property	4 ATTEMPTS
750.377B	Malicious Destruction Fire/Police Property	4 ATTEMPTS
750.377C	School Bus - Intentional Damage	5 ATTEMPTS
750.379	MDOP - Bridges/Railroads/Locks	4 ATTEMPTS
750.3802A	Malicious Destruction Building \$20,000 or More	10 ATTEMPTS
750.3802B	Malicious Destruction Building \$1,000 - < \$20,000, 3rd Offense	10 ATTEMPTS
750.3803A	Malicious Destruction Building \$1,000 - < \$20,000	5 ATTEMPTS
750.3803B	Malicious Destruction Building \$200 - < \$1,000, 2nd+ Offense	5 ATTEMPTS
750.380A	Malicious Destruction Building Over \$100 (obsolete)	4 ATTEMPTS
750.3821C1	Malicious Destr. Trees/Shrubs/etc. \$1,000 - < \$20,000	5 ATTEMPTS
750.383A	MDOP - Utility Property	4 ATTEMPTS
750.3875A	Malicious Destr. Tombs/Memorials \$1,000 - < \$20,000	5 ATTEMPTS
750.411A1B	False Report of a Felony	4 ATTEMPTS
750.411A3A	False Report/Threat of Bomb/ Harmful Device	4 ATTEMPTS
750.411H2B	Stalking a Minor	5 ATTEMPTS
750.411I	Stalking - Aggravated	5 ATTEMPTS
750.411I2B	Stalking a Minor - Aggravated	10 ATTEMPTS

DISPOSITIONS				
Total	Prison 27%	Probation 48%	Jail* 18%	Other** 7%
66,277	19,053	30,658	11,927	4,639
8,479	783	4,876	1,882	937
2	1	1		
3		3		
1			1	
3	1	1	1	
9	1	8		
295	38	130	38	89
33	2	20	9	2
2		1	1	
1			1	
1	1			
213	56	94	52	11
60	2	31	25	2
9		2		7
3		3		
4		1	3	
7	3	3	1	
2	1	1		
1		1		
108	24	44	11	29
19	1	10	4	4
1	1			
1		1		
3		1	2	
6		1		5
1		1		
31	3	25	3	
5		3	2	
5	1	3		1
200	17	118	33	32
56	1	38	13	4
36	5	15	4	12
5		2	2	1
2	1	1		
196	59	103	29	5
18	1	15	2	
1		1		

NOTE: Be sure to check for related offense codes when examining a particular type of crime. They may or may not be in sequential order or even on the same page.

A2 2007 Criminal Court Dispositions by Offense and Type of Disposition — All Offenses

Page 16 of 23

Compiled Laws	Offense	VIOLATIONS ATTEMPTS Max. Penalty
750.411N	Money Laundering - 2nd Degree	10 ATTEMPTS
750.411S2A	Unlawful Posting of Message	2 ATTEMPTS
750.413	Motor Vehicle - Unlawfully Driving Away	5 ATTEMPTS
750.414	Motor Vehicle - Unlawful Use	2 ATTEMPTS
750.4152	Motor Vehicle - Conceal/Misrepresent Identity to Mislead	4 ATTEMPTS
750.4155	Motor Vehicle - Possess/Deliver ID Plates or Labels	4 ATTEMPTS
750.4156	Motor Vehicle - Buy/Receive Part w/ID Removed/Altered	10 ATTEMPTS
750.422-B	Perjury - Court Proceeding	15 ATTEMPTS
750.422	Perjury - Court Proceeding	LIFE ATTEMPTS
750.423	Perjury - Other Than Court Proceeding	15 ATTEMPTS
750.424-A	Perjury - Subornation, Other Than Court Proceeding	15 ATTEMPTS
750.424-B	Perjury - Subornation, Court Proceeding	15 ATTEMPTS
750.425-B	Perjury - Incite/Procure, Court Proceeding	5 ATTEMPTS
750.4362A	Poison - Food/Drink/Medicine/ Water Supply	15 ATTEMPTS
750.439	Polygamy	4 ATTEMPTS
750.451-D	Prostitution - 3rd+ Offense	2 ATTEMPTS
750.452	Prostitution - Keeping House of	5 ATTEMPTS
750.455	Prostitution - Pandering	20 ATTEMPTS
750.457	Prostitution - Accepting Earnings	20 ATTEMPTS
750.459	Prostitution - Transporting Female (perhaps compel)	20 ATTEMPTS
750.479-A	Police Officer/Public Officer Resist and Obstruct	2 ATTEMPTS
750.479-B	Police Officer/Public Officer Resist and Obstructg	2 ATTEMPTS
750.479	Public Officer - Assault or Obstruct	20 ATTEMPTS

DISPOSITIONS				
Total	Prison 27%	Probation 48%	Jail* 18%	Other** 7%
66,277	19,053	30,658	11,927	4,639
8,479	783	4,876	1,882	937
2	2			
3		2		1
912	295	342	180	95
196	32	74	54	36
548	48	242	216	42
22	3	13	3	3
3			3	
2		1		1
1		1		
11	2	6	3	
5	1	4		
2	2			
1	1			
1	1			
1		1		
2			2	
3	1	1		1
1		1		
4	1	2	1	
78	12	31	35	
6		5	1	
4	1	1	1	1
1		1		
2		1	1	
1				1
1		1		
1	1			
18	6		12	
16		6	7	3

NOTE: Be sure to check for related offense codes when examining a particular type of crime. They may or may not be in sequential order or even on the same page.

A2 2007 Criminal Court Dispositions by Offense and Type of Disposition — All Offenses

Page 17 of 23

Compiled Laws	Offense	VIOLATIONS ATTEMPTS Max. Penalty
750.4792	Public Officer - Assault or Obstruct	2 ATTEMPTS
750.4793	Public Officer - Assault or Obstruct Cause Injury	4 ATTEMPTS
750.479A2	Police Officer - Fleeing (Penal Code) 4th Degree	2 ATTEMPTS
750.479A3	Police Officer - Fleeing (Penal Code) 3rd Degree	5 ATTEMPTS
750.479A4-A	Police Officer - Fleeing (Penal Code) 2nd Degree	10 ATTEMPTS
750.479B	Peace Officer - Disarming	10 ATTEMPTS
750.479B1	Peace Officer - Disarming Non-Firearm	4 ATTEMPTS
750.479B2	Peace Officer - Disarming Firearm	10 ATTEMPTS
750.483A2B	Interfere w/Crime Report Threat to Kill/Injure	10 ATTEMPTS
750.483A4B	Interfere w/Police Investigation Treat to Kill/Injure	10 ATTEMPTS
750.483A6A	Tamper w/Evidence	4 ATTEMPTS
750.483A6B	Tamper w/Evidence - Criminal Case Max > 10 yr Term	10 ATTEMPTS
750.49-A	Animals - Fighting	4 ATTEMPTS
750.49-B	Animals - Attending Fight	4 ATTEMPTS
750.49-C	Animals - Fighting, Possess Equipment	4 ATTEMPTS
750.490	Public Money - Safe Keeping	2 ATTEMPTS
750.50-B	Animals - Abandon/Cruelty, 3rd Offense	4 ATTEMPTS
750.502D	Anhydrous Ammonia Container, Unauthorized Tampering	4 ATTEMPTS
750.505-A	Obstruction of Justice	5 ATTEMPTS
750.505-B	Accessory After the Fact to Felony	5 ATTEMPTS
750.505-C	Common Law Offenses	5 ATTEMPTS
750.5082B	Police Radio Receivers/Scanners, Use in Commission of Felony	2 ATTEMPTS
750.50C7	Police Animal - Injure/Harass While Committing Crime	2 ATTEMPTS

DISPOSITIONS				
Total	Prison 27%	Probation 48%	Jail* 18%	Other** 7%
66,277	19,053	30,658	11,927	4,639
8,479	783	4,876	1,882	937
14	6	4	4	
3	2	1		
179	25	78	54	22
402	141	139	81	41
31	4	18	8	1
13	6	4	3	
1	1			
2		1	1	
2	1		1	
3	2	1		
5	3	2		
27	8	11	5	3
4		2	1	1
3	1	1	1	
1	1			
7	1	5		1
6		4		2
7	5	2		
1	1			
5		2	3	
10	1	8	1	
1				1
3		2	1	
1			1	
2		2		
22	11	8	2	1
8	1	4	3	
13	3	7	3	
3		3		
36	11	17	6	2
6	2	2	1	1
82	23	31	13	15
11	1	5	4	1
1	1			
5	2	2	1	
3	1	2		

NOTE: Be sure to check for related offense codes when examining a particular type of crime. They may or may not be in sequential order or even on the same page.

A2 2007 Criminal Court Dispositions by Offense and Type of Disposition — All Offenses

Page 18 of 23

Compiled Laws	Offense	VIOLATIONS ATTEMPTS Max. Penalty
750.520	Rape	LIFE ATTEMPTS
750.520B	CSC - 1st Degree - Multiple Variables	LIFE ATTEMPTS
750.520B1A	CSC - 1st Degree - Person Under 13	LIFE ATTEMPTS
750.520B1B	CSC - 1st Degree - Relationship	LIFE ATTEMPTS
750.520B1C	CSC - 1st Degree - During Felony	LIFE ATTEMPTS
750.520B1D	CSC - 1st Degree - Accomplices	LIFE ATTEMPTS
750.520B1E	CSC - 1st Degree - Weapon Used	LIFE ATTEMPTS
750.520B1F	CSC - 1st Degree - Personal Injury	LIFE ATTEMPTS
750.520B1G	CSC - 1st Degree - Injury to Incap. Victim	LIFE ATTEMPTS
750.520B1H	CSC - 1st Degree - Mentally Disabled Relationship	LIFE ATTEMPTS
750.520B2B	CSC - 1st Degree - Person < 13, Defendant 17 yrs. or Older	LIFE ATTEMPTS
750.520C	CSC - 2nd Degree - Multiple Variables	15 ATTEMPTS
750.520C1A	CSC - 2nd Degree - Person Under 13	15 ATTEMPTS
750.520C1B	CSC - 2nd Degree - Relationship	15 ATTEMPTS
750.520C1C	CSC - 2nd Degree - During Felony	15 ATTEMPTS
750.520C1D	CSC - 2nd Degree - Accomplices	15 ATTEMPTS
750.520C1E	CSC - 2nd Degree - Weapon Used	15 ATTEMPTS
750.520C1F	CSC - 2nd Degree - Personal Injury	15 ATTEMPTS
750.520C1G	CSC - 2nd Degree - Injury to Incap. Victim	15 ATTEMPTS
750.520C1H	CSC - 2nd Degree - Mentally Disabled Relationship	15 ATTEMPTS
750.520C1K	CSC - 2nd Degree - County Prisoner	15 ATTEMPTS
750.520C1L	CSC - 2nd Degree - Detained Juvenile	15 ATTEMPTS
750.520C2B	CSC - 2nd Degree - Person < 13, Defendant 17 yrs. or Older	15 ATTEMPTS

DISPOSITIONS				
Total	Prison 27%	Probation 48%	Jail* 18%	Other** 7%
66,277	19,053	30,658	11,927	4,639
8,479	783	4,876	1,882	937
1			1	
114	112	2		
4	2	1	1	
279	275	4		
7	5	2		
96	96			
17	17			
1	1			
3	3			
24	24			
1	1			
22	22			
2	2			
1	1			
4	4			
11	11			
2	2			
110	67	38	5	
6	3	3		
420	322	83	14	1
42	20	20	2	
89	71	16	2	
15	6	9		
12	11	1		
13	2	11		
1	1			
8	7	1		
30	16	11	2	1
4	3	1		
7	2	5		
6	5	1		
1		1		
3	3			
1	1			
16	15	1		
1	1			

NOTE: Be sure to check for related offense codes when examining a particular type of crime. They may or may not be in sequential order or even on the same page.

A2 2007 Criminal Court Dispositions by Offense and Type of Disposition — All Offenses

Page 19 of 23

Compiled Laws	Offense	VIOLATIONS ATTEMPTS Max. Penalty
750.520D	CSC - 3rd Degree - Multiple Variables	15 ATTEMPTS
750.520D1A	CSC - 3rd Degree - Person 13-15	15 ATTEMPTS
750.520D1B	CSC - 3rd Degree - Force/Coercion	15 ATTEMPTS
750.520D1C	CSC - 3rd Degree - Incapacitated Victim	15 ATTEMPTS
750.520D1D	CSC - 3rd Degree - Incest	15 ATTEMPTS
750.520D1E	CSC - 3rd Degree - Student 16 < 18	15 ATTEMPTS
750.520E	CSC - 4th Degree - Multiple Variables	2 ATTEMPTS
750.520E1A-A	CSC - 4th Degree - Victim 13-16	2 ATTEMPTS
750.520E1A	CSC - 4th Degree - Force/Coercion	2 ATTEMPTS
750.520E1B	CSC - 4th Degree - Incapacitated Victim	2 ATTEMPTS
750.520E1E-A	CSC - 4th Degree - Mental Health Professional	2 ATTEMPTS
750.520E1F-A	CSC - 4th Degree - Student	2 ATTEMPTS
750.520E1G	CSC - 4th Degree - Incest	2 ATTEMPTS
750.520G	CSC - Assault w/Intent to Commit Sexual Penetration	10 ATTEMPTS
750.520G1	CSC - Assault w/Intent to Commit Sexual Penetration	10 ATTEMPTS
750.520G2	CSC - 2nd Degree Assault	5 ATTEMPTS
750.529	Robbery - Armed	LIFE ATTEMPTS
750.529A	Carjacking	LIFE ATTEMPTS
750.530	Robbery - Unarmed	15 ATTEMPTS
750.531-A	Bank Robbery	LIFE ATTEMPTS
750.531-B	Safe Breaking	LIFE ATTEMPTS
750.531	Bank Robbery/Safe Breaking	LIFE ATTEMPTS
750.532	Seduction	5 ATTEMPTS

DISPOSITIONS				
Total	Prison 27%	Probation 48%	Jail* 18%	Other** 7%
66,277	19,053	30,658	11,927	4,639
8,479	783	4,876	1,882	937
106	89	4	1	12
21	13	6	2	
361	237	22	7	95
94	30	38	13	13
87	84	2	1	
13	6	6	1	
15	12	3		
8		5	2	1
27	25	1	1	
3	1	2		
2	2			
108	17	75	10	6
199	48	89	48	14
188	47	93	42	6
15		12	3	
3	1	2		
2		2		
22	6	13	3	
3	3			
203	107	75	11	10
4		4		
84	40	34	8	2
1,021	1,002	17	2	
27	15	6	3	3
174	171	2	1	
11	4	5	1	1
769	427	181	54	107
41	12	20	6	3
76	68	6	2	
6	5	1		
71	45	25	1	
12	7	5		
1	1			
10		4	4	2
2		1		1

NOTE: Be sure to check for related offense codes when examining a particular type of crime. They may or may not be in sequential order or even on the same page.

A2 2007 Criminal Court Dispositions by Offense and Type of Disposition — All Offenses

Page 20 of 23

Compiled Laws	Offense	VIOLATIONS ATTEMPTS Max. Penalty
750.535-A	Stolen Property - Rec & Conc Over \$100 (obsolete)	5 ATTEMPTS
750.535	Stolen Property - Rec & Conc	10 ATTEMPTS
750.5352A	Stolen Property - Rec & Conc \$20,000 or More	10 ATTEMPTS
750.5352B	Stolen Property - Rec & Conc \$1,000 - < \$20,000, 3rd+ Offense	10 ATTEMPTS
750.5353A	Stolen Property - Rec & Conc \$1,000 - < \$20,000	5 ATTEMPTS
750.5353B	Stolen Property - Rec & Conc \$200 - < \$1,000, 2nd+ Offense	5 ATTEMPTS
750.5357	Stolen Property - Rec & Conc Motor Vehicle	5 ATTEMPTS
750.535A	Motor Vehicles - Operating a Chop Shop	10 ATTEMPTS
750.535A2	Motor Vehicles - Operating a Chop Shop	10 ATTEMPTS
750.535A3	Motor Vehicles - Operating a Chop Shop 2nd+ Offense	10 ATTEMPTS
750.535B	Weapons - Firearms - Receive and Conceal	10 ATTEMPTS
750.539C	Eavesdropping	2 ATTEMPTS
750.539D	Eavesdropping - Installing/Using	2 ATTEMPTS
750.539D3A2	Eavesdropping - Install/Using Device, 2nd Offense	5 ATTEMPTS
750.539J2A1	Surveilling Unclothed Person	2 ATTEMPTS
750.539J2B	Capture/Distribute Image of Unclothed Person	5 ATTEMPTS
750.540	Telephone - Tap/Cut Lines	2 ATTEMPTS
750.5405A	Interfering w/Electronic Communications	2 ATTEMPTS
750.5405B	Interfering w/Electronic Communica- tions Causing Injury/Death	4 ATTEMPTS
750.540C4	Telecommunications - Access Device Violations	4 ATTEMPTS
750.543M	False Report or Threat of Terrorism	20 ATTEMPTS
750.543P	Terrorism - Use of Internet/ Telecomm. to Commit	20 ATTEMPTS
750.552B	Trespass - State Correctional Facility	4 ATTEMPTS

DISPOSITIONS				
Total	Prison 27%	Probation 48%	Jail* 18%	Other** 7%
66,277	19,053	30,658	11,927	4,639
8,479	783	4,876	1,882	937
3			3	
5	1	3	1	
73	18	38	12	5
11	3	5	3	
4	2	1	1	
511	128	196	132	55
114	7	59	39	9
8	5	1	2	
1			1	
1,234	285	569	234	146
171	5	67	73	26
2		1	1	
1			1	
37	7	22	7	1
3	1	2		
1		1		
107	43	38	11	15
19	1	11	3	4
3		1	2	
16	2	9	5	
1		1		
21	4	17		
14	7	6		1
1		1		
48	14	13	21	
126	10	81	25	10
10	6	2	2	
2		1	1	
1		1		
1	1			
3		2		1
1				1
1		1		

NOTE: Be sure to check for related offense codes when examining a particular type of crime. They may or may not be in sequential order or even on the same page.

A2 2007 Criminal Court Dispositions by Offense and Type of Disposition — All Offenses

Page 21 of 23

Compiled Laws	Offense	VIOLATIONS ATTEMPTS Max. Penalty
750.552c	Trespass Upon Key Facility	4 ATTEMPTS
750.72-A	Arson - Dwelling House	20 ATTEMPTS
750.72-B	Arson - Dwelling House Curtilage	20 ATTEMPTS
750.72	Arson Dwelling House/Curtilage	20 ATTEMPTS
750.73	Arson - Real Property	10 ATTEMPTS
750.74	Arson - Personal Property Over \$50	4 ATTEMPTS
750.741C1	Arson - Pers. Prop. \$1,000 - < \$20,000	5 ATTEMPTS
750.741D1	Arson - Pers. Prop. \$20,000 or More	10 ATTEMPTS
750.75	Arson - Insured Property	10 ATTEMPTS
750.77-B	Arson - Prepare to Burn Real/ Personal Property Over \$50	4 ATTEMPTS
750.77	Arson - Prepare to Burn Property	10 ATTEMPTS
750.771C1	Arson - Prepare to Burn Property \$1,000 - < \$20,000	5 ATTEMPTS
750.771D1	Arson - Prepare to Burn Property \$20,000 or More	10 ATTEMPTS
750.78	Arson - Woods/Prairies	4 ATTEMPTS
750.814	Domestic Violence, 3rd Offense	2 ATTEMPTS
750.81A3	Domestic Violence - Aggravated 2nd Offense	2 ATTEMPTS
750.81C2	Assault/Battery of DHS Employee	2 ATTEMPTS
750.81D1	Police Officer - Assault/Resist/ Obstruct	2 ATTEMPTS
750.81D2	Police Officer - Assault/Resist/ Obstruct Causing Injury	4 ATTEMPTS
750.81D3	Police Officer - Assault/Resist/ Obstruct Serious Impairment	15 ATTEMPTS
750.82	Felonious Assault	4 ATTEMPTS
750.822	Weapon-Free Schools - Assault with Dangerous Weapon	4 ATTEMPTS
750.83	Assault w/Intent to Murder	LIFE ATTEMPTS

DISPOSITIONS				
Total	Prison 27%	Probation 48%	Jail* 18%	Other** 7%
66,277	19,053	30,658	11,927	4,639
8,479	783	4,876	1,882	937
1		1		
62	40	17	2	3
15	3	9	1	2
3	2	1		
1				1
3	2	1		
2		2		
70	27	31	8	4
4	1	1	1	1
1	1			
41	12	24	4	1
3		1	2	
10	4	2	1	3
2		2		
12	4	6		2
2	1	1		
1			1	
13	3	5	1	4
6		1	5	
13	5	5		3
5		5		
3		1		2
3		2		1
546	134	248	163	1
42	16	15	11	
15	4	1	7	3
2,861	582	1,224	884	171
192	55	92	33	12
13	2	5	5	1
3	3			
2,013	593	962	316	142
366	26	245	75	20
6	1	4		1
224	220	4		
4	4			

NOTE: Be sure to check for related offense codes when examining a particular type of crime. They may or may not be in sequential order or even on the same page.

A2 2007 Criminal Court Dispositions by Offense and Type of Disposition — All Offenses

Page 22 of 23

Compiled Laws	Offense	VIOLATIONS ATTEMPTS Max. Penalty
750.84	Assault w/Intent to do Great Body Harm Less Than Murder	10 ATTEMPTS
750.85	Torture	LIFE ATTEMPTS
750.86	Assault w/Intent to Maim	10 ATTEMPTS
750.87	Assault w/Intent to Commit Felony	10 ATTEMPTS
750.88	Assault w/Intent to Rob While Unarmed	15 ATTEMPTS
750.89	Assault w/Intent to Rob While Armed	LIFE ATTEMPTS
750.90	Sexual Intercourse - Under Pretext Medical Treatment	10 ATTEMPTS
750.90A	Asslt - Pregnant Individ. Intentional Causing Miscarriage/Stillbirth	LIFE ATTEMPTS
750.90BB	Asslt - Pregnant Individ. Causing Harm to Embryo/Fetus	10 ATTEMPTS
750.91	Homicide - Attempted Murder	LIFE ATTEMPTS
752.1003	Health Care Fraud	4 ATTEMPTS
752.10031	Health Care Fraud - False Claim	4 ATTEMPTS
752.10032	Health Care Fraud - Medically Unnecessary	4 ATTEMPTS
752.10033	Health Care Fraud - False Statement	4 ATTEMPTS
752.1005	Health Care Fraud - Conspiracy	10 ATTEMPTS
752.10542	Copy Audio/Video For Gain, Felony	5 ATTEMPTS
752.191	Felonious Driving	2 ATTEMPTS
752.542A	Prisons - Riots	10 ATTEMPTS
752.796	Computers - Use to Violate Theft Statute	10 ATTEMPTS
752.7971C1	Computers - Fraudulent Access \$1,000 - < \$20,000	5 ATTEMPTS
752.7972A	Computers - Unauthorized Access	5 ATTEMPTS
752.7973B	Computers - Use to Commit Crime Max > 1 - < 2 yrs	2 ATTEMPTS
752.7973C	Computers - Use to Commit Crime Max 2 - < 4 yrs	4 ATTEMPTS

DISPOSITIONS				
Total	Prison 27%	Probation 48%	Jail* 18%	Other** 7%
66,277	19,053	30,658	11,927	4,639
8,479	783	4,876	1,882	937
675	422	169	40	44
48	19	24	4	1
22	22			
5	3	2		
1		1		
8	5	2	1	
86	42	22	5	17
2		2		
143	133	9	1	
3	2	1		
1	1			
1	1			
3	3			
2			2	
9		9		
2		1	1	
2		2		
1		1		
2		2		
2		1	1	
1		1		
77	7	59	4	7
32	1	25	2	4
2	2			
2	2			
1				1
3	1	1		1
4		3	1	
2		2		
12	1	9		2

NOTE: Be sure to check for related offense codes when examining a particular type of crime. They may or may not be in sequential order or even on the same page.

A2 2007 Criminal Court Dispositions by Offense and Type of Disposition — All Offenses

Page 23 of 23

Compiled Laws	Offense	VIOLATIONS ATTEMPTS Max. Penalty
752.7973D	Computers - Use to Commit Crime Max 4 - < 10 yrs	7 ATTEMPTS
752.7973E	Computers - Use to Commit Crime Max 10 - < 20 yrs	10 ATTEMPTS
752.7973F	Computers - Use to Commit Crime Max 20 yrs or More	20 ATTEMPTS
752.811	Break & Enter - Coin-Operated Device	3 ATTEMPTS
752.811A	Break & Enter - Coin-Operated Device	3 ATTEMPTS
752.811B	Break & Enter - Possess Tool to Open Coin-Operated Device	3 ATTEMPTS
752.861	Weapons - Firearms, Careless Use Cause Injury/Death	2 ATTEMPTS
767A.91A	Prosecutor's Investigative Subpoena Perjury	15 ATTEMPTS
767A.91B	Prosecutor's Investigative Subpoena Life Offense - Perjury	LIFE ATTEMPTS
769.12	Habitual Offender - 4th Offense	LIFE ATTEMPTS
800.2811	Prisons - Furnish Contraband to Prisoner In Prison	5 ATTEMPTS
800.2813	Prisons - Bringing Contraband Into	5 ATTEMPTS
800.2814	Prisons - Prisoner Possessing Contraband	5 ATTEMPTS
800.2833	Prisons - Bringing Weapon Into	5 ATTEMPTS
800.2834	Prisons - Prisoner Possessing Weapon	5 ATTEMPTS
801.2621A	Jails - Bringing Weapon Into	5 ATTEMPTS
801.2622	Jails - Prisoner Possess Weapon	5 ATTEMPTS
801.2631	Jails - Furnish Contraband to Prisoner	5 ATTEMPTS
801.2632	Jails - Prisoner Possessing Contraband	5 ATTEMPTS

DISPOSITIONS				
Total	Prison 27%	Probation 48%	Jail* 18%	Other** 7%
66,277	19,053	30,658	11,927	4,639
8,479	783	4,876	1,882	937
79	28	39	3	9
15	7	8		
1		1		
45	45			
1			1	
69	13	27	23	6
4		2	2	
2			1	1
18		10	5	3
2		2		
5	4	1		
1	1			
13	2	7	4	
2		2		
18	9	6	3	
4		2	2	
39	34	3	2	
10	9		1	
1	1			
48	48			
13	13			
1		1		
6	3	2	1	
1	1			
8	2	1	5	
6		3	2	1
73	21	28	23	1
9		3	6	

NOTE: Be sure to check for related offense codes when examining a particular type of crime. They may or may not be in sequential order or even on the same page.

Offenders may have multiple dispositions.

* Includes Fine, Restitution, and Costs.

** Includes Delayed and Suspended Sentences and HYTA Probation.

Source: Basic Information Reports (BIR).

A2a 2007 Criminal Court Dispositions by Offense and Type of Disposition — Non-Assaultive Offenses

Page 1 of 11

Compiled Laws	Offense	VIOLATIONS ATTEMPTS Max. Penalty
28.2931	State ID Card - False Application	5 ATTEMPTS
28.2951A-A	State ID Card - Altered/Forged/ Used to Commit Felony	10 ATTEMPTS
28.2951B-A	State ID Card - Altered/Forged/ Used to Commit Felony or Misd	5 ATTEMPTS
28.2952-A	State ID Card - Altered/Forged Deliver/Possess 2 or More	5 ATTEMPTS
28.422	Weapons/Pistols - License Forgery	4 ATTEMPTS
28.425B3	Weapons/Pistols - False Info on CCW Permit	4 ATTEMPTS
28.729	Sex Offender - Fail to Register	4 ATTEMPTS
28.7291A	Sex Offender - Fail to Register	4 ATTEMPTS
28.7291B	Sex Offender - Fail to Register 2nd Offense	7 ATTEMPTS
28.7291C	Sex Offender - Fail to Register 3rd Offense	10 ATTEMPTS
28.7292C	Sex Offender - Fail to Comply w/Reporting 3rd	4 ATTEMPTS
168.932F	Election Law - Possess Absentee Ballot	5 ATTEMPTS
168.932H	Election Law - Attempt to Influence Absent Voter	5 ATTEMPTS
205.271A	Taxes - Fail to File/False Return	5 ATTEMPTS
205.4282	Tobacco Products Tax Act Violations Felony	5 ATTEMPTS
205.4286	Tobacco Products Tax Act Unauthorized Tax Stamps	10 ATTEMPTS
257.1355B	Used Car Parts Dealer - Falsify Record	2 ATTEMPTS
257.233A6	Motor Vehicles - Odometer Tampering	5 ATTEMPTS
257.254	MV Code - Intent to Pass False Title	10 ATTEMPTS
257.257	License Documents/Plates Forgery	5 ATTEMPTS
257.2572	License Documents/Plates Forgery 2nd Offense	7 ATTEMPTS
257.3107A	Driver's License-Forged w/Int Commit Crime Max 10 yrs or More	10 ATTEMPTS
257.3107B	Driver's License-Forged w/Int Commit Crime Max 6 mos - < 10 yrs	5 ATTEMPTS
257.3109	Driver's License-Forged Possess 2 or More	5 ATTEMPTS
257.3291	Insurance Certificates - Possess/Sale of Stolen/Counterfeit	5 ATTEMPTS

DISPOSITIONS				
Total	Prison 23%	Probation 49%	Jail* 18%	Other** 10%
31,516	8,097	15,203	5,451	2,765
5,020	389	2,855	1,216	559
9	2	6	1	
6		4	2	
6	2	3	1	
1	1			
1		1		
3	1	1		1
1		1		
1			1	
543	98	224	220	1
176	6	89	80	1
6	2	3	1	
3		2	1	
38	14	15	9	
2			2	
23	8	8	7	
4		3	1	
3		3		
1		1		
12	2	4	6	
1		1		
7		5	2	
5		4		
1		1		
1		1		
9		9		
63	11	41	10	1
1		1		
128	25	83	18	2
73		55	10	8
2		2		
16	5	7	4	
1			1	
11	2	6	2	1
2	2			
1			1	
32	3	14	15	
4	1	1	2	

NOTE: Be sure to check for related offense codes when examining a particular type of crime. They may or may not be in sequential order or even on the same page.

A2a 2007 Criminal Court Dispositions by Offense and Type of Disposition — Non-Assaultive Offenses

Page 2 of 11

Compiled Laws	Offense	VIOLATIONS ATTEMPTS Max. Penalty
257.6251	Drive M.V. Addict or Intox	15 ATTEMPTS
257.62510C	Operating - OWI, 3rd Offense	1 ATTEMPTS
257.6256	OWI - Impaired, 3rd Felony	5 ATTEMPTS
257.6256D	OWI - Impaired w/Contr. Sub,	5 ATTEMPTS
257.6257A2	OWI - w/Occupant Less Than 16, 2nd+ Offense	5 ATTEMPTS
257.903	Motor Vehicle Code - False Certification	5 ATTEMPTS
257.9032	Motor Vehicle Code - False Certification 2nd Offense	7 ATTEMPTS
287.7441	Animal Industry Act - Felony Violations	5 ATTEMPTS
324.121162	Liquid Industrial Waste - False Statements	2 ATTEMPTS
324.20139	Hazardous Subs - Know Release/ False Statement [endanger]	2 ATTEMPTS
333.16294	Health Profession - Unauthorized Practice Felony	4 ATTEMPTS
338.1053A	Security Guards - No License/Permission Connect Security Alarm	4 ATTEMPTS
400.601-B	Fraud - Welfare - Over \$500	4 ATTEMPTS
400.602-B	Fraud - Welfare (Failure to Inform) \$500 or More	4 ATTEMPTS
400.6071	Medicaid Fraud - False Claim	4 ATTEMPTS
400.71313A	Adult Foster Care - Operate Facility w/o a License	2 ATTEMPTS
432.2181	Gambling Operations - Felony Violations	10 ATTEMPTS
432.2182	Gambling Activities - Felony Violations	10 ATTEMPTS
440.95016	File False/Fraudulent Financial Statement	5 ATTEMPTS
445.65	Identity Theft	5 ATTEMPTS
445.67	Identity Theft - Obtain/Possess/ Transfer ID w/Intent	5 ATTEMPTS
451.434	Debt Management Act - Licensee Violations	2 ATTEMPTS
451.501	Blue Sky Laws - Fraudulent Schemes/ Statements	10 ATTEMPTS
451.601D	Blue Sky Laws - Unregistered Investment Advisor	10 ATTEMPTS
484.16053	Emergency 911 Service Unauthorized 2nd+ Offense	2 ATTEMPTS

DISPOSITIONS				
Total	Prison 23%	Probation 49%	Jail* 18%	Other** 10%
31,516	8,097	15,203	5,451	2,765
5,020	389	2,855	1,216	559
4		3	1	
33	4	22	7	
4		1	2	1
3,464	742	2,385	337	
5	2	3		
95	13	69	13	
55	12	32	11	
9		8	1	
2		2		
1		1		
3		3		
3		2	1	
2		1	1	
1		1		
60	1	52	7	
14		11	2	1
205	1	193	10	1
37		31	6	
7		7		
2		1	1	
2		2		
8		8		
2		2		
3	1	2		
1			1	
451	99	277	44	31
33	1	23	7	2
65	17	34	6	8
3		1	2	
1		1		
1	1			
1	1			
1		1		

NOTE: Be sure to check for related offense codes when examining a particular type of crime. They may or may not be in sequential order or even on the same page.

A2a 2007 Criminal Court Dispositions by Offense and Type of Disposition — Non-Assaultive Offenses

Page 3 of 11

Compiled Laws	Offense	VIOLATIONS ATTEMPTS Max. Penalty
500.45111	Insurance - Fraudulent Acts	4 ATTEMPTS
500.45112	Insurance Fraud - Conspiracies	10 ATTEMPTS
570.111010D1	Contractor - False Sworn Statements \$20,000 or More	10 ATTEMPTS
570.152	Contractor - Fraudulent Use of Building Contract Fund	3 ATTEMPTS
750.110-A	Break & Enter - Unoccupied Bldg. w/Intent	10 ATTEMPTS
750.110-B	Break & Enter - Occupied Bldg. w/Intent	15 ATTEMPTS
750.110A3	Home Invasion - 2nd Degree	15 ATTEMPTS
750.110A4	Home Invasion - 3rd Degree	5 ATTEMPTS
750.111	Break & Enter - Entry w/o Breaking w/Intent	5 ATTEMPTS
750.116	Burglar's Tools - Possession	10 ATTEMPTS
750.117	Public Officer - Bribery	4 ATTEMPTS
750.1227A	Witness - Bribe/Intimidate/ Interfere	4 ATTEMPTS
750.1313B2	Check - Non-Sufficient Funds \$100 - < \$500, 3rd+ Offense	2 ATTEMPTS
750.1313C	Check - Non-Sufficient Funds \$500 or More	2 ATTEMPTS
750.131A	Check - No Account or Insufficient Funds	2 ATTEMPTS
750.131A1	Check - No Account	2 ATTEMPTS
750.131A2	Check - Non-Sufficient Funds 3 Within 10 Days	2 ATTEMPTS
750.147B	Ethnic Intimidation	2 ATTEMPTS
750.157A	Compounding Offenses	5 ATTEMPTS
750.157AB	Conspiracy - Gambling Illegally	5 ATTEMPTS
750.157N1	Financial Transaction Device, Steal/Retain w/o Consent	4 ATTEMPTS
750.157N2	Financial Transaction Device, Possess Fraudulent One	4 ATTEMPTS
750.157P	Financial Transaction Device, Possess w/Intent to Use/Sell	4 ATTEMPTS
750.157Q	Financial Transaction Device, Illegal Sale/Use	4 ATTEMPTS
750.157R	Financial Transaction Device, Forge/Alter/Counterfeit	4 ATTEMPTS

DISPOSITIONS				
Total	Prison 23%	Probation 49%	Jail* 18%	Other** 10%
31,516	8,097	15,203	5,451	2,765
5,020	389	2,855	1,216	559
67	6	57	4	
20		17	3	
11	1	7	2	1
1	1			
23	4	18	1	
3		3		
2,090	704	809	274	303
366	74	191	59	42
1			1	
1,581	656	508	139	278
186	41	87	28	30
539	97	310	89	43
56	6	38	8	4
177	34	75	41	27
20		12	5	3
150	51	51	20	28
26	3	14	9	
5		3	2	
3		1	1	1
19	4	7	8	
6		3	3	
9		5	4	
117	22	74	19	2
6		2	4	
435	53	240	133	9
126	9	86	29	2
28	3	15	8	2
27	3	12	1	11
2		1		1
2		2		
983	132	479	244	128
90	3	52	28	7
45	14	23	6	2
5		2	3	
157	24	71	43	19
24	2	16	6	
298	49	164	57	28
33	2	18	12	1
11	1	10		
1		1		

NOTE: Be sure to check for related offense codes when examining a particular type of crime. They may or may not be in sequential order or even on the same page.

A2a 2007 Criminal Court Dispositions by Offense and Type of Disposition — Non-Assaultive Offenses

Page 4 of 11

Compiled Laws	Offense	VIOLATIONS ATTEMPTS Max. Penalty
750.157T	Financial Transaction Device, Sale of Goods or Services	4 ATTEMPTS
750.157U	Financial Transaction Device, Overcharging	4 ATTEMPTS
750.157V	Financial Transaction Device, False ID	4 ATTEMPTS
750.157W1C1	Financial Transaction Device, Fraud \$1,000 - < \$20,000	5 ATTEMPTS
750.159I1	Criminal Enterprise - Conducting	20 ATTEMPTS
750.159I4-A	Criminal Enterprise - Conspiracy	20 ATTEMPTS
750.161	Desertion/Abandon/Non-Support	3 ATTEMPTS
750.165	Child Support - Fail to Pay	4 ATTEMPTS
750.174-B	Embezzlement - Agent or Trustee Over \$100	10 ATTEMPTS
750.174	Embezzlement - Agent or Trustee	10 ATTEMPTS
750.1744A	Embezzlement - Agent or Trustee \$1,000 - < \$20,000	5 ATTEMPTS
750.1744B	Embezzlement - Agent or Trustee \$200 - < \$1,000, 2nd+ Offense	5 ATTEMPTS
750.1745A	Embezzlement - Agent or Trustee \$20,000 - < \$50,000	10 ATTEMPTS
750.1745B	Embezzlement - Agent or Trustee \$1,000 < \$20,000, 3rd+ Offense	10 ATTEMPTS
750.1746	Embezzlement - \$50,000 - < \$100,000	15 ATTEMPTS
750.1747	Embezzlement - \$100,000 or More	15 ATTEMPTS
750.174A4A	Embezzlement - Vulnerable Adult \$1,000 - < \$20,000	5 ATTEMPTS
750.174A5A	Embezzlement - Vulnerable Adult \$20,000 or More	10 ATTEMPTS
750.175	Embezzlement - Public Official Over \$50	10 ATTEMPTS
750.176	Embezzlement - Administrator/ Executor/Guardian	10 ATTEMPTS
750.1783-A	Embezzlement - Mortgaged/Leased Property \$1,000 - < \$20,000	5 ATTEMPTS
750.180	Embezzlement - Financial Institutions	20 ATTEMPTS
750.183-A	Escape - Aiding Prisoner - Felony	7 ATTEMPTS
750.186A	Escape - Juvenile Facility	4 ATTEMPTS
750.193	Escape - Prison	5 ATTEMPTS

DISPOSITIONS				
Total	Prison 23%	Probation 49%	Jail* 18%	Other** 10%
31,516	8,097	15,203	5,451	2,765
5,020	389	2,855	1,216	559
2		2		
7		2	4	1
33	8	15	8	2
2		2		
14	1	8	5	
2		2		
53	44	7		2
7		3	4	
6	6			
34	4	20	10	
5	1	3	1	
1,256	96	1,031	129	
212	6	178	28	
10	3		6	1
3			3	
442	21	296	48	77
86	2	65	14	5
6	1	3	2	
118	19	91	7	1
20	1	17	2	
1		1		
1		1		
2		2		
22	4	16	2	
5		5		
12	2	9	1	
1		1		
23	18	3	2	
1	1			
5	1	4		
1		1		
19	12	6		1
3		3		
5	3	2		
1				1
20	4	7	6	3
1		1		
15	13		2	
1	1			

NOTE: Be sure to check for related offense codes when examining a particular type of crime. They may or may not be in sequential order or even on the same page.

A2a 2007 Criminal Court Dispositions by Offense and Type of Disposition — Non-Assaultive Offenses

Page 5 of 11

Compiled Laws	Offense	VIOLETIONS ATTEMPTS Max. Penalty
750.1951	Escape - From Misdemeanor Jail Sentence	2 ATTEMPTS
750.1952	Escape - From Felony Jail Sentence	4 ATTEMPTS
750.1971	Escape - Awaiting Trial For Misdemeanor	2 ATTEMPTS
750.1972	Escape - Awaiting Trial for Felony	4 ATTEMPTS
750.1993	Harboring Felons	4 ATTEMPTS
750.199A	Bond - Absconding or Forfeiting	4 ATTEMPTS
750.2153	Impersonate Peace Officer to Commit Crime	4 ATTEMPTS
750.217F	Impersonate Firefighter/Emergency Medical Personnel	2 ATTEMPTS
750.218-B	False Pretenses - Over \$100	10 ATTEMPTS
750.218	False Pretenses w/Intent to Defraud	10 ATTEMPTS
750.2184A	False Pretenses - \$1,000 - < \$20,000	5 ATTEMPTS
750.2184B	False Pretenses - \$200 - < \$1,000, 2nd Offense	5 ATTEMPTS
750.2185A	False Pretenses - \$20,000 or More	10 ATTEMPTS
750.2185B	False Pretenses - \$1,000 - < \$20,000, 3rd+ Offense	10 ATTEMPTS
750.219A2C1	Telecommunications - Avoid Payment \$1,000 - < \$20,000	5 ATTEMPTS
750.219E	Financial Institution - Unauthorized Credit Application	4 ATTEMPTS
750.2234	Weapons - Firearms, Sale to Felon	10 ATTEMPTS
750.2241-A	Weapons - Dangerous Weapon, Misc.	5 ATTEMPTS
750.2241-B	Weapons - Dangerous Weapon, Gas Ejecting Device	5 ATTEMPTS
750.224A	Weapons - Taser, Possess or Sale	4 ATTEMPTS
750.224B	Weapons - Firearms, Short-Barrel Shotgun/Rifle	5 ATTEMPTS
750.224F	Weapons - Firearms, Possess by Felon	5 ATTEMPTS
750.226	Weapons - Dangerous Weapon, Carry w/Unlawful Intent	5 ATTEMPTS
750.227	Weapons - Carrying Concealed	5 ATTEMPTS
750.227A	Weapons - Firearms - Unlawful Possess By Security Guard	4 ATTEMPTS

DISPOSITIONS				
Total	Prison 23%	Probation 49%	Jail* 18%	Other** 10%
31,516	8,097	15,203	5,451	2,765
5,020	389	2,855	1,216	559
13	2	5	6	
32	19	3	10	
5		2	3	
3	2		1	
23	14	5	4	
3	1	1	1	
6		4		2
6		3	3	
108	35	32	39	2
25	4	13	8	
9	5	2	2	
1		1		
4	2	2		
4			4	
3		1	2	
252	62	146	39	5
48		32	13	3
5	3	2		
75	33	38	4	
8	3	4	1	
3	3			
4	1	3		
9	2	6	1	
1		1		
71	2	31	19	19
17	2	10	1	4
7		1	2	4
30	4	17	3	6
14		12	1	1
77	22	35	13	7
10		7	2	1
904	520	285	99	
29	5	12	12	
100	48	26	11	15
9	1	4	4	
1,376	326	624	246	180
925	22	513	158	232
1			1	

NOTE: Be sure to check for related offense codes when examining a particular type of crime. They may or may not be in sequential order or even on the same page.

A2a 2007 Criminal Court Dispositions by Offense and Type of Disposition — Non-Assaultive Offenses

Page 6 of 11

Compiled Laws	Offense	VIOLETIONS ATTEMPTS Max. Penalty
750.227B-A	Weapons - Felony Firearm	2 ATTEMPTS
750.227B-B	Weapons - Felony Firearm, 2nd Offense	5 ATTEMPTS
750.227B-C	Weapons - Felony Firearm, 3rd Offense	10 ATTEMPTS
750.227B	Weapons - Felony Firearm	10 ATTEMPTS
750.227C	Weapons - Firearms, Possess Loaded in Vehicle	2 ATTEMPTS
750.227F	Body Armor - Wear During Violent Crime	4 ATTEMPTS
750.227G9A	Weapons - Body Armor - Possess/ Use By Violent Felon	4 ATTEMPTS
750.230	Weapons - Firearms, Altering ID Marks	2 ATTEMPTS
750.248	Forgery	14 ATTEMPTS
750.248A	Financial Transaction Device, Utter & Publish	4 ATTEMPTS
750.249	Uttering & Publishing	14 ATTEMPTS
750.249A	Financial Transaction Device, Forgery	4 ATTEMPTS
750.250	Forgery of State Warrant	7 ATTEMPTS
750.252	Utter & Publish - Possess Counterfeit Note w/Intent	7 ATTEMPTS
750.253	Utter & Publish - Counterfeit Bills/Notes	5 ATTEMPTS
750.254	Utter & Publish - Possess Counterfeit Bank/State/Bills	5 ATTEMPTS
750.255	Counterfeiting - Possession of Tools	10 ATTEMPTS
750.260	Counterfeiting - Coins/Possess 5 or More	LIFE ATTEMPTS
750.261	Counterfeiting - Coins/Possess Less Than 5	10 ATTEMPTS
750.2633	Counterfeiting - Del/Poss with False ID Mark Felony	5 ATTEMPTS
750.273	Fraud - Obtain Signature to Financial Document	10 ATTEMPTS
750.280	Fraud - Common Law	10 ATTEMPTS
750.282B	Public Utility - Fraudulent Use Over \$500	4 ATTEMPTS
750.285	Obtain Personal Identity Info w/o Permission	5 ATTEMPTS
750.300A1C	Food Stamps - Fraud Over \$1,000	10 ATTEMPTS

DISPOSITIONS				
Total	Prison 23%	Probation 49%	Jail* 18%	Other** 10%
31,516	8,097	15,203	5,451	2,765
5,020	389	2,855	1,216	559
759	681	29	1	48
41	41			
2	2			
2				2
58	7	29	13	9
1			1	
2		1	1	
6	1	2	3	
314	89	153	52	20
47	4	32	8	3
7		6	1	
2			1	1
2,286	571	1,054	497	164
589	43	355	156	35
4		2	2	
2	1	1		
7	4	3		
58	7	32	12	7
7		3	3	1
23	2	17	2	2
1		1		
3	1	2		
3		2	1	
1			1	
2	1		1	
3		2	1	
5		4		1
2		2		
1			1	
1	1			
2		2		
6	1	4	1	
3		3		
26	10	8	7	1
4		2	2	
15		15		

NOTE: Be sure to check for related offense codes when examining a particular type of crime. They may or may not be in sequential order or even on the same page.

A2a 2007 Criminal Court Dispositions by Offense and Type of Disposition — Non-Assaultive Offenses

Page 7 of 11

Compiled Laws	Offense	VIOLATIONS ATTEMPTS Max. Penalty
750.303-B	Gambling House - Permitting for Gain	2 ATTEMPTS
750.356	Larceny	10 ATTEMPTS
750.3562A	Larceny - \$20,000 or More	10 ATTEMPTS
750.3562B	Larceny - \$1,000 - < \$20,000, 3rd+ Offense	10 ATTEMPTS
750.3563A	Larceny - \$1,000 - < \$20,000	5 ATTEMPTS
750.3563B	Larceny - \$200 - < \$1,000, 2nd+ Offense	5 ATTEMPTS
750.356A-B	Break and Enter - Vehicle Steal Property Over \$5	5 ATTEMPTS
750.356A	Larceny - From Motor Vehicle	10 ATTEMPTS
750.356A1	Larceny - From Motor Vehicle	5 ATTEMPTS
750.356A2C1	Break and Enter - Vehicle Steal Property \$1,000 - < \$20,000	5 ATTEMPTS
750.356A2C2	Break and Enter - Vehicle Steal Prop \$200 - < \$1,000, 2nd+ Offense	5 ATTEMPTS
750.356A2D1	Break and Enter - Vehicle Steal Property \$20,000 or More	10 ATTEMPTS
750.356A3	Break and Enter - Vehicle With Damage	5 ATTEMPTS
750.356B	Break and Enter - Coin Telephone	4 ATTEMPTS
750.356C	Retail Fraud - 1st Degree	5 ATTEMPTS
750.357	Larceny from Person	10 ATTEMPTS
750.357A	Larceny of Livestock	4 ATTEMPTS
750.357B	Weapons - Firearms - Larceny	5 ATTEMPTS
750.360	Larceny in Building	4 ATTEMPTS
750.360A2B	Theft Detection Device - Deactivate/ Remove 2nd Offense	4 ATTEMPTS
750.361	Trains - Stealing/Maliciously Removing Parts	2 ATTEMPTS
750.362-A	Larceny By Conversion Over \$100 (obsolete)	5 ATTEMPTS
750.362	Larceny By Conversion	10 ATTEMPTS
750.3622A	Larceny by Conversion \$20,000 or More	10 ATTEMPTS
750.3623A	Larceny By Conversion \$1,000 - < \$20,000	5 ATTEMPTS

DISPOSITIONS				
Total	Prison 23%	Probation 49%	Jail* 18%	Other** 10%
31,516	8,097	15,203	5,451	2,765
5,020	389	2,855	1,216	559
2		2		
5		3	2	
43	15	17	6	5
5		5		
1		1		
370	73	190	61	46
82	5	56	18	3
6	4	1	1	
1			1	
23	3	11	4	5
8		2	4	2
717	85	278	159	195
97	5	37	41	14
48	15	13	8	12
5	1	3		1
3	1		2	
1		1		
2	1		1	
381	86	164	74	57
42	3	20	11	8
4	1	3		
3		2	1	
989	350	342	265	32
57	3	35	14	5
425	133	175	67	50
79	21	45	9	4
1		1		
1		1		
100	31	35	18	16
9	3	6		
1,852	286	863	459	244
471	20	261	155	35
1		1		
2		2		
2			2	
5		4		1
2		1	1	
20		15	5	
1		1		
100	25	61	13	1
14	1	7	5	1

NOTE: Be sure to check for related offense codes when examining a particular type of crime. They may or may not be in sequential order or even on the same page.

A2a 2007 Criminal Court Dispositions by Offense and Type of Disposition — Non-Assaultive Offenses

Page 8 of 11

Compiled Laws	Offense	VIOLATIONS ATTEMPTS Max. Penalty
750.362A2A	Failure to Return Rented Property \$20,000 or More	10 ATTEMPTS
750.362A3A	Failure to Return Rented Property \$1,000 - < \$20,000	5 ATTEMPTS
750.3632A	Larceny by False Personation \$20,000 or More	10 ATTEMPTS
750.3633A	Larceny by False Personation \$1,000 - < \$20,000	5 ATTEMPTS
750.373	Lottery - Sell/Possess Tickets	2 ATTEMPTS
750.377A	Malicious Destruction Personal Property	10 ATTEMPTS
750.377A1A1	Malicious Destruction Personal Property \$20,000 or More	10 ATTEMPTS
750.377A1B1	Malicious Destruction Personal Property \$1,000 - < \$20,000	5 ATTEMPTS
750.377A1B2	Mal. Destr. Personal Property \$200 - < \$1,000, 2nd+ Offense	5 ATTEMPTS
750.377AA	Malicious Destruction Personal Property	4 ATTEMPTS
750.379	MDOP - Bridges/Railroads/Locks	4 ATTEMPTS
750.3802A	Malicious Destruction Building \$20,000 or More	10 ATTEMPTS
750.3802B	Malicious Destruction Building \$1,000 - < \$20,000, 3rd Offense	10 ATTEMPTS
750.3803A	Malicious Destruction Building \$1,000 - < \$20,000	5 ATTEMPTS
750.3803B	Malicious Destruction Building \$200 - < \$1,000, 2nd+ Offense	5 ATTEMPTS
750.380A	Malicious Destruction Building Over \$100 (obsolete)	4 ATTEMPTS
750.3821C1	Malicious Destr. Trees/Shrubs/etc. \$1,000 - < \$20,000	5 ATTEMPTS
750.383A	MDOP - Utility Property	4 ATTEMPTS
750.3875A	Malicious Destr. Tombs/Memorials \$1,000 - < \$20,000	5 ATTEMPTS
750.411A1B	False Report of a Felony	4 ATTEMPTS
750.411A3A	False Report/Threat of Bomb/Harmful Device	4 ATTEMPTS
750.411N	Money Laundering - 2nd Degree	10 ATTEMPTS
750.413	Motor Vehicle - Unlawfully Driving Away	5 ATTEMPTS
750.414	Motor Vehicle - Unlawful Use	2 ATTEMPTS
750.4152	Motor Vehicle - Conceal/Misrepresent Identity to Mislead	4 ATTEMPTS

DISPOSITIONS				
Total	Prison 23%	Probation 49%	Jail* 18%	Other** 10%
31,516	8,097	15,203	5,451	2,765
5,020	389	2,855	1,216	559
5	1	4		
7	2	3	2	
28	2	18	7	1
7		6		1
1		1		
2	1	1		
3		3		
1			1	
3	1	1	1	
9	1	8		
295	38	130	38	89
33	2	20	9	2
2		1	1	
1			1	
1	1			
3		3		
4		1	3	
7	3	3	1	
2	1	1		
1		1		
108	24	44	11	29
19	1	10	4	4
1	1			
1		1		
3		1	2	
6		1		5
1		1		
31	3	25	3	
5		3	2	
5	1	3		1
200	17	118	33	32
56	1	38	13	4
36	5	15	4	12
5		2	2	1
2	2			
912	295	342	180	95
196	32	74	54	36
548	48	242	216	42
22	3	13	3	3
3			3	

NOTE: Be sure to check for related offense codes when examining a particular type of crime. They may or may not be in sequential order or even on the same page.

A2a 2007 Criminal Court Dispositions by Offense and Type of Disposition — Non-Assaultive Offenses

Page 9 of 11

Compiled Laws	Offense	VIOLATIONS ATTEMPTS Max. Penalty
750.4155	Motor Vehicle - Possess/Deliver ID Plates or Labels	4 ATTEMPTS
750.4156	Motor Vehicle - Buy/Receive Part w/ID Removed/Altered	10 ATTEMPTS
750.422-B	Perjury - Court Proceeding	15 ATTEMPTS
750.422	Perjury - Court Proceeding	LIFE ATTEMPTS
750.423	Perjury - Other Than Court Proceeding	15 ATTEMPTS
750.424-A	Perjury - Subornation, Other Than Court Proceeding	15 ATTEMPTS
750.424-B	Perjury - Subornation, Court Proceeding	15 ATTEMPTS
750.425-B	Perjury - Incite/Procure, Court Proceeding	5 ATTEMPTS
750.439	Polygamy	4 ATTEMPTS
750.451-D	Prostitution - 3rd+ Offense	2 ATTEMPTS
750.452	Prostitution - Keeping House of	5 ATTEMPTS
750.457	Prostitution - Accepting Earnings	20 ATTEMPTS
750.483A6A	Tamper w/Evidence	4 ATTEMPTS
750.483A6B	Tamper w/Evidence - Criminal Case Max > 10 yr Term	10 ATTEMPTS
750.49-A	Animals - Fighting	4 ATTEMPTS
750.49-B	Animals - Attending Fight	4 ATTEMPTS
750.49-C	Animals - Fighting, Possess Equipment	4 ATTEMPTS
750.490	Public Money - Safe Keeping	2 ATTEMPTS
750.50-B	Animals - Abandon/Cruelty 3rd Offense	4 ATTEMPTS
750.502D	Anhydrous Ammonia Container, Unauthorized Tampering	4 ATTEMPTS
750.505-A	Obstruction of Justice	5 ATTEMPTS
750.505-B	Accessory After the Fact to Felony	5 ATTEMPTS
750.505-C	Common Law Offenses	5 ATTEMPTS
750.5082B	Police Radio Receivers/Scanners Use in Commission of Felony	2 ATTEMPTS
750.535-A	Stolen Property - Rec & Conc Over \$100 (obsolete)	5 ATTEMPTS

DISPOSITIONS				
Total	Prison 23%	Probation 49%	Jail* 18%	Other** 10%
31,516	8,097	15,203	5,451	2,765
5,020	389	2,855	1,216	559
2		1		1
1		1		
11	2	6	3	
5	1	4		
2	2			
1	1			
1	1			
1		1		
2			2	
4	1	2	1	
78	12	31	35	
6		5	1	
1		1		
2		1	1	
7	1	5		1
6		4		2
7	5	2		
1	1			
5		2	3	
10	1	8	1	
1				1
3		2	1	
1			1	
2		2		
22	11	8	2	1
8	1	4	3	
13	3	7	3	
3		3		
36	11	17	6	2
6	2	2	1	1
82	23	31	13	15
11	1	5	4	1
1	1			
5	2	2	1	
3			3	

NOTE: Be sure to check for related offense codes when examining a particular type of crime. They may or may not be in sequential order or even on the same page.

A2a 2007 Criminal Court Dispositions by Offense and Type of Disposition — Non-Assaultive Offenses

Page 10 of 11

Compiled Laws	Offense	VIOLATIONS ATTEMPTS Max. Penalty
750.535	Stolen Property - Rec & Conc	10 ATTEMPTS
750.5352A	Stolen Property - Rec & Conc \$20,000 or More	10 ATTEMPTS
750.5352B	Stolen Property - Rec & Conc \$1,000 - < \$20,000, 3rd+ Offense	10 ATTEMPTS
750.5353A	Stolen Property - Rec & Conc \$1,000 - < \$20,000	5 ATTEMPTS
750.5353B	Stolen Property - Rec & Conc \$200 - < \$1,000, 2nd+ Offense	5 ATTEMPTS
750.5357	Stolen Property - Rec & Conc Motor Vehicle	5 ATTEMPTS
750.535A	Motor Vehicles - Operating a Chop Shop	10 ATTEMPTS
750.535A2	Motor Vehicles - Operating a Chop Shop	10 ATTEMPTS
750.535A3	Motor Vehicles - Operating a Chop Shop 2nd+ Offense	10 ATTEMPTS
750.535B	Weapons - Firearms - Receive and Conceal	10 ATTEMPTS
750.539C	Eavesdropping	2 ATTEMPTS
750.539D	Eavesdropping - Installing/Using	2 ATTEMPTS
750.539D3A2	Eavesdropping - Install/Using Device, 2nd Offense	5 ATTEMPTS
750.540	Telephone - Tap/Cut Lines	2 ATTEMPTS
750.5405A	Interfering w/Electronic Communications	2 ATTEMPTS
750.540C4	Telecommunications - Access Device Violations	4 ATTEMPTS
750.543M	False Report or Threat of Terrorism	20 ATTEMPTS
750.552B	Trespass - State Correctional Facility	4 ATTEMPTS
750.552c	Trespass Upon Key Facility	4 ATTEMPTS
752.1003	Health Care Fraud	4 ATTEMPTS
752.10031	Health Care Fraud - False Claim	4 ATTEMPTS
752.10032	Health Care Fraud - Medically Unnecessary	4 ATTEMPTS
752.10033	Health Care Fraud - False Statement	4 ATTEMPTS
752.1005	Health Care Fraud - Conspiracy	10 ATTEMPTS
752.10542	Copy Audio/Video For Gain, Felony	5 ATTEMPTS

DISPOSITIONS				
Total	Prison 23%	Probation 49%	Jail* 18%	Other** 10%
31,516	8,097	15,203	5,451	2,765
5,020	389	2,855	1,216	559
5	1	3	1	
73	18	38	12	5
11	3	5	3	
4	2	1	1	
511	128	196	132	55
114	7	59	39	9
8	5	1	2	
1			1	
1,234	285	569	234	146
171	5	67	73	26
2		1	1	
1			1	
37	7	22	7	1
3	1	2		
1		1		
107	43	38	11	15
19	1	11	3	4
3		1	2	
16	2	9	5	
1		1		
48	14	13	21	
126	10	81	25	10
2		1	1	
1		1		
1	1			
3		2		1
1		1		
1		1		
2			2	
9		9		
2		1	1	
2		2		
1		1		
2		2		
2		1	1	
1		1		
77	7	59	4	7
32	1	25	2	4

NOTE: Be sure to check for related offense codes when examining a particular type of crime. They may or may not be in sequential order or even on the same page.

A2a 2007 Criminal Court Dispositions by Offense and Type of Disposition — Non-Assaultive Offenses

Page 11 of 11

Compiled Laws	Offense	VIOLATIONS ATTEMPTS Max. Penalty
752.796	Computers - Use to Violate Theft Statute	10 ATTEMPTS
752.7971C1	Computers - Fraudulent Access \$1,000 - < \$20,000	5 ATTEMPTS
752.7972A	Computers - Unauthorized Access	5 ATTEMPTS
752.7973B	Computers - Use to Commit Crime Max > 1 - < 2 yrs	2 ATTEMPTS
752.7973C	Computers - Use to Commit Crime Max 2 - < 4 yrs	4 ATTEMPTS
752.7973D	Computers - Use to Commit Crime Max 4 - < 10 yrs	7 ATTEMPTS
752.7973E	Computers - Use to Commit Crime Max 10 - < 20 yrs	10 ATTEMPTS
752.7973F	Computers - Use to Commit Crime Max 20 yrs or More	20 ATTEMPTS
752.811	Break & Enter - Coin-Operated Device	3 ATTEMPTS
752.811A	Break & Enter - Coin-Operated Device	3 ATTEMPTS
752.811B	Break & Enter - Possess Tool to Open Coin-Operated Device	3 ATTEMPTS
767A.91A	Prosecutor's Investigative Subpoena Perjury	15 ATTEMPTS
767A.91B	Prosecutor's Investigative Subpoena, Life Offense - Perjury	LIFE ATTEMPTS
769.12	Habitual Offender - 4th Offense	LIFE ATTEMPTS
800.2811	Prisons - Furnish Contraband to Prisoner In Prison	5 ATTEMPTS
800.2813	Prisons - Bringing Contraband Into	5 ATTEMPTS
800.2814	Prisons - Prisoner Possessing Contraband	5 ATTEMPTS
800.2833	Prisons - Bringing Weapon Into	5 ATTEMPTS
800.2834	Prisons - Prisoner Possessing Weapon	5 ATTEMPTS
801.2621A	Jails - Bringing Weapon Into	5 ATTEMPTS
801.2622	Jails - Prisoner Possess Weapon	5 ATTEMPTS
801.2631	Jails - Furnish Contraband to Prisoner	5 ATTEMPTS
801.2632	Jails - Prisoner Possessing Contraband	5 ATTEMPTS

DISPOSITIONS				
Total	Prison 23%	Probation 49%	Jail* 18%	Other** 10%
31,516	8,097	15,203	5,451	2,765
5,020	389	2,855	1,216	559
1				1
3	1	1		1
4		3	1	
2		2		
12	1	9		2
79	28	39	3	9
15	7	8		
1		1		
45	45			
1			1	
69	13	27	23	6
4		2	2	
2			1	1
2		2		
5	4	1		
1	1			
13	2	7	4	
2		2		
18	9	6	3	
4		2	2	
39	34	3	2	
10	9		1	
1	1			
48	48			
13	13			
1		1		
6	3	2	1	
1	1			
8	2	1	5	
6		3	2	1
73	21	28	23	1
9		3	6	

NOTE: Be sure to check for related offense codes when examining a particular type of crime. They may or may not be in sequential order or even on the same page.

Offenders may have multiple dispositions.

* Includes Fine, Restitution, and Costs.

** Includes Delayed and Suspended Sentences and HYTA Probation.

SOURCE: Basic Information Reports (BIR).

A2b 2007 Criminal Court Dispositions by Offense and Type of Disposition – Drug Offenses

Page 1 of 3

Compiled Laws	Offense	VIOLATIONS ATTEMPTS Max. Penalty
333.17766C1	Contr. Sub - Ephedrine/Pseudoephedrine Possess Over 12 Grams	2 ATTEMPTS
333.7341	Contr. Sub - Imitation Mfg/Distribution	2 ATTEMPTS
333.73413	Contr. Sub - Imitation Mfg/Distribution	2 ATTEMPTS
333.7401	Contr. Sub - Delivery/Manufacture	LIFE ATTEMPTS
333.74011	Contr. Sub - Del/Mfg/Possess	LIFE ATTEMPTS
333.74012A	Contr. Sub - Delivery/Manufacture (Narcotic or Cocaine)	LIFE ATTEMPTS
333.74012A1	Contr. Sub - Del/Mfg (Narc. or Cocaine) 1,000 or More Grams	LIFE ATTEMPTS
333.74012A2	Contr. Sub - Del/Mfg (Narc. or Cocaine) 450 - 999 Grams	30 ATTEMPTS
333.74012A3	Contr. Sub - Del/Mfg (Narc. or Cocaine) 50 - 449 Grams	20 ATTEMPTS
333.74012A4	Contr. Sub - Del/Mfg (Narc. or Cocaine) Under 50 Grams	20 ATTEMPTS
333.74012B-A	Contr. Sub - Del/Mfg (Schedules 1-3), Except Marijuana	7 ATTEMPTS
333.74012B-B	Contr. Sub - Del/Mfg (Subs added Schedules 1-3 by Rule)	7 ATTEMPTS
333.74012B	Contr. Sub - Del/Mfg (Schedules 1-3), Methamphetamine/Ecstasy	20 ATTEMPTS
333.74012B1	Contr. Sub - Del/Mfg Methamphetamine/Ecstasy	20 ATTEMPTS
333.74012C-A	Contr. Sub - Del/Mfg (Schedule 4)	4 ATTEMPTS
333.74012C-B	Contr. Sub - Del/Mfg (Added to Schedule 4 by Board Rule)	4 ATTEMPTS
333.74012D	Contr. Sub - Del/Mfg (Schedule 5)	2 ATTEMPTS
333.74012D1	Contr. Sub - Del/Mfg 45 or More Kilograms Marijuana	15 ATTEMPTS
333.74012D2	Contr. Sub - Del/Mfg 5 - < 45 Kilograms Marijuana	7 ATTEMPTS
333.74012D3	Contr. Sub - Del/Mfg Marijuana	4 ATTEMPTS
333.74012F	Prescription Forms - Del/Mfg/Intent	7 ATTEMPTS
333.7401C2A	Contr. Sub - Operate/Maintain A Lab	10 ATTEMPTS
333.7401C2B	Contr. Sub - Operate/Maintain Lab Near Minor	20 ATTEMPTS
333.7401C2C	Contr. Sub - Operate/Maintain Lab Involve Hazardous Waste	20 ATTEMPTS
333.7401C2D	Contr. Sub - Operate/Maintain Lab Near Specified Places	20 ATTEMPTS

DISPOSITIONS				
Total	Prison 14%	Probation 57%	Jail* 23%	Other** 6%
17,362	2,624	9,729	4,066	943
2,197	97	1,346	443	311
9		3	6	
1		1		
124	19	38	64	3
1			1	
1			1	
12			12	
2	1		1	
27	27			
30	29	1		
215	190	20	5	
5	3	1		1
3,398	950	1,678	703	67
899	62	508	185	144
256	37	142	40	37
19		17	2	
7	1	3	3	
2		2		
237	140	60	9	28
30	5	18	2	5
67	7	37	11	12
1		1		
7		5	1	1
2		1		1
5		2	3	
128	13	90	22	3
6	1	5		
9	7	1	1	
1	1			
3,190	301	1,825	615	449
480	7	285	75	113
21	4	9	7	1
1				1
30	4	15	8	3
2	1		1	
5	4	1		
1		1		
7	7			
6	6			

NOTE: Be sure to check for related offense codes when examining a particular type of crime. They may or may not be in sequential order or even on the same page.

A2b 2007 Criminal Court Dispositions by Offense and Type of Disposition – Drug Offenses

Page 2 of 3

Compiled Laws	Offense	VIOLATIONS ATTEMPTS Max. Penalty
333.7401C2F	Contr. Sub - Operate/Maintain Lab Involve Methamphetamine	20 ATTEMPTS
333.74022A	Contr. Sub - Create/Del/Counterfeit Sub (Narc/Meth/Ecstasy)	10 ATTEMPTS
333.74022B	Contr. Sub - Create/Del/Counterfeit Sub (Schedules 1-3)	5 ATTEMPTS
333.74022C	Contr. Sub - Create/Del/Counterfeit Sub (Schedule 4)	4 ATTEMPTS
333.74022E	Contr. Sub - Create/Del/Analogue	15 ATTEMPTS
333.74032A	Contr. Sub - Poss (Narcotic or Cocaine)	LIFE ATTEMPTS
333.74032A2	Contr. Sub - Poss (Narcotic/Cocaine) 450 - 999 Grams	30 ATTEMPTS
333.74032A3	Contr. Sub - Poss (Narcotic/Cocaine) 50 - 449 Grams	20 ATTEMPTS
333.74032A4	Contr. Sub - Poss (Narcotic/Cocaine) 25 - 49 Grams	4 ATTEMPTS
333.74032A5	Contr. Sub - Poss (Narcotic/Cocaine) Under 25 Grams	4 ATTEMPTS
333.74032B-A	Contr. Sub - Poss Analogues or Schedules 1-4	2 ATTEMPTS
333.74032B-B	Contr. Sub - Poss (Sub Added to Schedules 1-4 by Rule)	2 ATTEMPTS
333.74032B	Contr. Sub - Poss (Analogues/Meth/ Ecstasy or Schedules 1-4)	2 ATTEMPTS
333.74032B1	Contr. Sub - Poss Methamphetamine/ Ecstasy	10 ATTEMPTS
333.7405A	Contr. Sub - Licensee Prescription Violations	2 ATTEMPTS
333.7405D	Contr. Sub - Maintaining a Drug House	2 ATTEMPTS
333.7405E	Contr. Sub - Maintaining a Drug House	2 ATTEMPTS
333.74071A	Contr. Sub - Licensee Distribute w/o Order Form	4 ATTEMPTS
333.74071C	Contr. Sub - Obtain by Fraud	4 ATTEMPTS
333.74071G	Contr. Sub - Counterfeit Prescription Form	4 ATTEMPTS
333.74101-A	Contr. Sub - Delivery to Minor (Narcotic/ Cocaine) < 50 Grams	40 ATTEMPTS
333.74101-D	Contr. Sub - Delivery to Minor (Sched. 4 and Marijuana)	8 ATTEMPTS
333.74102-A	Contr. Sub - Del School/Library Prop (Narc/Cocaine) < 50 Grams	60 ATTEMPTS
333.74103	Contr. Sub - Poss w/Int Del School/ Library (Narc/Cocaine) <50 Grams	40 ATTEMPTS
333.74104-A	Contr. Sub - Poss on School/Library Prop (Narc/Cocaine) <25 Grams	8 ATTEMPTS

DISPOSITIONS				
Total	Prison 14%	Probation 57%	Jail* 23%	Other** 6%
17,362	2,624	9,729	4,066	943
2,197	97	1,346	443	311
123	64	48	11	
10	2	6	2	
5	1	2	2	
3		2		1
5		2	2	1
3	2	1		
14	4	8	1	1
1	1			
4	4			
22	17	4	1	
52	10	32	9	1
3			3	
6,584	522	4,016	1,880	166
570	7	385	142	36
1,045	54	699	230	62
51	1	39	8	3
7		3	2	2
534	77	311	125	21
60	1	44	7	8
1		1		
764	65	442	203	54
2		2		
3		3		
250	18	150	67	15
94	5	66	22	1
13	2	7	3	1
4		3	1	
2	2			
14	4	5	1	4
24	22	2		
7	6	1		
2	1	1		
3		3		

NOTE: Be sure to check for related offense codes when examining a particular type of crime. They may or may not be in sequential order or even on the same page.

A2b 2007 Criminal Court Dispositions by Offense and Type of Disposition — Drug Offenses

Page 3 of 3

Compiled Laws	Offense	VIOLATIONS ATTEMPTS Max. Penalty
333.74104-B	Contr. Sub - Poss on School/Library Prop (Schedules 1-4)	4 ATTEMPTS
333.74104-C	Contr. Sub - Poss on School/Library Prop (Schedule 5)	2 ATTEMPTS
333.74104-D	Contr. Sub - Poss Marijuana on School/Library Property	2 ATTEMPTS
333.7410A	Contr. Sub - Delivery/Possess in Park	2 ATTEMPTS

DISPOSITIONS				
Total	Prison 14%	Probation 57%	Jail* 23%	Other** 6%
17,362	2,624	9,729	4,066	943
2,197	97	1,346	443	311
1				1
2		2		
2		1	1	
30	2	13	8	7
1		1		

NOTE: Be sure to check for related offense codes when examining a particular type of crime. They may or may not be in sequential order or even on the same page.

Offenders may have multiple dispositions.

* Includes Fine, Restitution, and Costs.

** Includes Delayed and Suspended Sentences and HYTA Probation.

Source: Basic Information Reports (BIR).

A2c 2007 Criminal Court Dispositions by Offense and Type of Disposition — Assaultive Offenses
 Page 1 of 8

Compiled Laws	Offense	VIOLATIONS ATTEMPTS Max. Penalty
257.602A2	Police Officer - Fleeing - 4th Degree Vehicle Code	2 ATTEMPTS
257.602A3-A	Police Officer - Fleeing - 3rd Degree Vehicle Code	5 ATTEMPTS
257.602A3	Police Officer - Fleeing - 3rd Degree Vehicle Code	4 ATTEMPTS
257.602A4-A	Police Officer - Fleeing - 2nd Degree Vehicle Code	10 ATTEMPTS
257.602A5	Police Officer - Fleeing - 1st Degree Vehicle Code	15 ATTEMPTS
257.617	Fail to Stop at Accident - Result Serious Impairment/Death	5 ATTEMPTS
257.6173	Fail to Stop at Accident - At Fault Death Resulting	15 ATTEMPTS
257.6254	OWI - Causing Death	15 ATTEMPTS
257.6254A	OWI - Causing Death	15 ATTEMPTS
257.6255-A	OWI - Causing Serious Injury	5 ATTEMPTS
257.6259B	Operating - Allow Intox to Operate Death Resulting	5 ATTEMPTS
257.6259C	Operating - Allow Intox to Operate Causing Serious Injury	2 ATTEMPTS
257.626C	Driving - Felonious	2 ATTEMPTS
257.653A3	Emergency Vehicle - Careless Passing Injury Resulting	2 ATTEMPTS
257.9044	Operate - License Suspended/Revoked/ Denied Cause Death	15 ATTEMPTS
257.9045	Operate - License Suspended/Revoked/ Denied Cause Serious Injury	5 ATTEMPTS
257.9047-A	Operate - Allow Suspended Person to Operate Cause Serious Injury	2 ATTEMPTS
259.80F3	Airports - Possess/Place Weapon on Aircraft	10 ATTEMPTS
287.3232	Animals - Dangerous Animal Causing Serious Injury	4 ATTEMPTS
324.80172	Marine Safety, Negligence Cause Injury/Death	2 ATTEMPTS
324.801764	Marine Safety, OUIL Cause Death	15 ATTEMPTS
324.801765	Marine Safety, OUIL Cause Serious Injury	5 ATTEMPTS
324.811348	ORV - OUIL Causing Serious Injury	5 ATTEMPTS
333.5210	AIDS - Sexual Penetration with Uninformed Partner	4 ATTEMPTS
722.675	Children - Distributing Obscene Matter to	2 ATTEMPTS

DISPOSITIONS				
Total	Prison 46%	Probation 35%	Jail* 14%	Other** 5%
17,399	8,332	5,726	2,410	931
1,262	297	675	223	67
456	74	248	126	8
905	303	406	175	21
41	4	25	12	
1			1	
1			1	
68	44	22	2	
1	1			
2	2			
46	19	24	2	1
1		1		
16	13	3		
70	68	2		
2	2			
1	1			
163	59	100	4	
3	1	2		
1		1		
1		1		
35	5	24	3	3
1			1	
18	12	6		
26	12	11	3	
1		1		
1		1		
3		3		
3	3			
1	1			
1		1		
3	1	2		
3	1	1	1	
5	4	1		
10	2	7	1	

NOTE: Be sure to check for related offense codes when examining a particular type of crime. They may or may not be in sequential order or even on the same page.

A2c 2007 Criminal Court Dispositions by Offense and Type of Disposition — Assaultive Offenses

Page 2 of 8

Compiled Laws	Offense	VIOLATIONS ATTEMPTS Max. Penalty
750.10A	Sexually Delinquent Person	LIFE ATTEMPTS
750.110A2	Home Invasion - 1st Degree	20 ATTEMPTS
750.1227B	Witness - Bribe/Intimidate/Interfere Max > 10 yrs	10 ATTEMPTS
750.1227C	Witness - Intimidate/Threaten to Kill or Injure	15 ATTEMPTS
750.1228	Witness - Retaliate Against	10 ATTEMPTS
750.135	Children - Abandonment	10 ATTEMPTS
750.136B2	Child Abuse - 1st Degree	15 ATTEMPTS
750.136B3	Child Abuse - 2nd Degree	4 ATTEMPTS
750.136B4	Child Abuse - 3rd Degree	2 ATTEMPTS
750.145A-A	Children - Accosting for Immoral Purposes	4 ATTEMPTS
750.145C	Child Sexually Abusive Activity	20 ATTEMPTS
750.145C2	Child Sexually Abusive Activity	20 ATTEMPTS
750.145C3	Child Sexually Abusive Activity - Promote or Distribute	7 ATTEMPTS
750.145C4-A	Child Sexually Abusive Material - Possess	4 ATTEMPTS
750.145D2B	Computer/Internet - Comm w/Other Plan Crime Max 1 - < 2 yrs	2 ATTEMPTS
750.145D2C	Computer/Internet - Comm w/Other Plan Crime Max 2 - < 4 yrs	4 ATTEMPTS
750.145D2D	Computer/Internet - Comm w/Other Plan Crime Max 4 - < 10 yrs	10 ATTEMPTS
750.145D2E	Computer/Internet - Comm w/Other Plan Crime Max 10 - < 15 yrs	15 ATTEMPTS
750.145D2F	Computer/Internet - Comm w/Other Plan Crime Max 15+ yrs	20 ATTEMPTS
750.145N1	Vulnerable Adult Abuse - 1st Degree	15 ATTEMPTS
750.145N2	Vulnerable Adult Abuse - 2nd Degree	4 ATTEMPTS
750.145N3	Vulnerable Adult Abuse - 3rd Degree	2 ATTEMPTS
750.157B2	Homicide - Solicitation of Murder	LIFE ATTEMPTS
750.158	Sodomy	15 ATTEMPTS
750.197C-A	Assault of Prison Employee	4 ATTEMPTS

DISPOSITIONS				
Total	Prison 46%	Probation 35%	Jail* 14%	Other** 5%
17,399	8,332	5,726	2,410	931
1,262	297	675	223	67
5	4		1	
634	438	100	11	85
140	38	70	24	8
11	6	2	2	1
5	1	3	1	
9	7	2		
3	2	1		
3		2	1	
3		3		
34	31	3		
3	1	1	1	
102	24	60	15	3
2		1	1	
154	8	114	30	2
79	26	44	5	4
15	1	11	2	1
1		1		
86	77	6	2	1
2	1		1	
29	16	13		
152	77	59	11	5
4		4		
1		1		
60	21	38	1	
66	31	34	1	
4	4			
60	46	11	1	2
1		1		
4		4		
1		1		
6		6		
9	9			
1		1		
2	1	1		
78	58	7	12	1
10	4	2	4	

NOTE: Be sure to check for related offense codes when examining a particular type of crime. They may or may not be in sequential order or even on the same page.

A2c 2007 Criminal Court Dispositions by Offense and Type of Disposition — Assaultive Offenses
 Page 3 of 8

Compiled Laws	Offense	VIOLATIONS ATTEMPTS Max. Penalty
750.197C-B	Escape - From Jail Through Violence	4 ATTEMPTS
750.200I1A	Harmful Devices - Unlawful Poss/Use	15 ATTEMPTS
750.200J1A-A	Harmful Devices - Imitation/Irritants Unlawful Poss/Use	5 ATTEMPTS
750.204A	Explosives - Send w/Intent to Frighten	5 ATTEMPTS
750.2072A	Explosives - Place Near Property	15 ATTEMPTS
750.2072B	Explosives - Place Near Property Causing Property Damage	20 ATTEMPTS
750.209-B	Explosives - Place w/Intent to Alarm	5 ATTEMPTS
750.209A	Explosives - Possess w/Intent to Terrorize	10 ATTEMPTS
750.2102A	Explosives - Possess Bomb w/Unlawful Intent	15 ATTEMPTS
750.211A2A-A	Explosives - Mfg/Poss Molotov Cocktail	4 ATTEMPTS
750.211A2A	Explosives - Mfg/Poss Explosive/Other w/Malicious Intent	15 ATTEMPTS
750.211A2B	Explosives - Mfg/Poss Molotov Cocktail/ Other w/Property Damage	20 ATTEMPTS
750.213	Extortion	20 ATTEMPTS
750.224D2	Weapons - Dangerous Weapon, Self-Defense Spray	2 ATTEMPTS
750.234A	Weapons - Firearms, Discharge from Vehicle	4 ATTEMPTS
750.234B	Weapons - Firearms, Discharge in/at Bldg.	4 ATTEMPTS
750.234C	Weapons - Firearms, Discharge at Emergency/Police Vehicle	4 ATTEMPTS
750.2373	Weapons - Firearms, Discharge OUIL Causing Impairment	5 ATTEMPTS
750.316-A	Homicide - Murder 1st Degree, Premeditated	LIFE ATTEMPTS
750.316-B	Homicide - Felony Murder	LIFE ATTEMPTS
750.316-C	Homicide - Open Murder, Statutory Short Form	LIFE ATTEMPTS
750.316	Homicide	LIFE ATTEMPTS
750.317	Homicide - Murder 2nd Degree	LIFE ATTEMPTS
750.317A	Delivery of Controlled Substance Causing Death	LIFE ATTEMPTS
750.321-A	Homicide - Manslaughter, Statutory Short Form	15 ATTEMPTS

DISPOSITIONS				
Total	Prison 46%	Probation 35%	Jail* 14%	Other** 5%
17,399	8,332	5,726	2,410	931
1,262	297	675	223	67
2	2			
1		1		
1		1		
2			1	1
2	1	1		
2	1	1		
1		1		
1		1		1
2			1	1
1				1
7		3	1	3
4	1	3		
2		2		
11	7	3		1
10	4	5	1	
2		2		
35	16	8	6	5
1	1			
69	29	29	8	3
6		5	1	
2	1	1		
1		1		
85	85			
55	54		1	
17	17			
3			3	
3	3			
197	197			
7	7			
41	39	1	1	
4	1	3		

NOTE: Be sure to check for related offense codes when examining a particular type of crime. They may or may not be in sequential order or even on the same page.

A2c 2007 Criminal Court Dispositions by Offense and Type of Disposition — Assaultive Offenses
Page 4 of 8

Compiled Laws	Offense	VIOLATIONS ATTEMPTS Max. Penalty
750.321-C	Homicide - Manslaughter, Involuntary	15 ATTEMPTS
750.321-E	Homicide - Manslaughter with Motor Vehicle	15 ATTEMPTS
750.321	Homicide - Manslaughter	15 ATTEMPTS
750.324	Homicide - Negligent Homicide	2 ATTEMPTS
750.329	Homicide - Manslaughter, Death by Weapon Aimed w/out Malice	15 ATTEMPTS
750.329A	Suicide - Assisting	5 ATTEMPTS
750.335A	Indecent Exposure (Sexually Delinquent Person)	1 ATTEMPTS
750.335A2B	Aggravated Indecent Exposure	2 ATTEMPTS
750.335A2C	Indecent Exposure by Sexually Delinquent Person	LIFE ATTEMPTS
750.338	Gross Indecency Between Males, Commit/Procure	5 ATTEMPTS
750.338B	Gross Indecency Male and Female, Commit/Procure	5 ATTEMPTS
750.349	Kidnapping	LIFE ATTEMPTS
750.349A	Prisoner Taking a Hostage	LIFE ATTEMPTS
750.349B	Unlawful Imprisonment (restraint)	15 ATTEMPTS
750.350	Kidnapping - Child Enticement	LIFE ATTEMPTS
750.377B	Malicious Destruction Fire/Police Property	4 ATTEMPTS
750.377C	School Bus - Intentional Damage	5 ATTEMPTS
750.411H2B	Stalking a Minor	5 ATTEMPTS
750.411I	Stalking - Aggravated	5 ATTEMPTS
750.411I2B	Stalking a Minor - Aggravated	10 ATTEMPTS
750.411S2A	Unlawful Posting of Message	2 ATTEMPTS
750.4362A	Poison - Food/Drink/Medicine/Water Supply	15 ATTEMPTS
750.455	Prostitution - Pandering	20 ATTEMPTS
750.459	Prostitution - Transporting Female (perhaps compel)	20 ATTEMPTS
750.479-A	Police Officer/Public Officer - Resist and Obstruct	2 ATTEMPTS

DISPOSITIONS				
Total	Prison 46%	Probation 35%	Jail* 14%	Other** 5%
17,399	8,332	5,726	2,410	931
1,262	297	675	223	67
37	30	7		
3		3		
15	12	2		1
2	1	1		
4	3	1		
93	18	53	13	9
5	4	1		
1	1			
5	5			
61	11	45	4	1
16	8	8		
12	1	8	3	
1			1	
16	7	6	2	1
5		2	2	1
41	39		2	
7	5	1	1	
1	1			
42	36	4	2	
12	6	6		
3	2		1	
213	56	94	52	11
60	2	31	25	2
9		2		7
2	1	1		
196	59	103	29	5
18	1	15	2	
1		1		
3		2		1
3	1	1		1
1		1		
4	1	1	1	1
1				1
1		1		
1	1			

NOTE: Be sure to check for related offense codes when examining a particular type of crime. They may or may not be in sequential order or even on the same page.

A2c 2007 Criminal Court Dispositions by Offense and Type of Disposition — Assaultive Offenses

Page 5 of 8

Compiled Laws	Offense	VIOLATIONS ATTEMPTS Max. Penalty
750.479-B	Police Officer/Public Officer - Resist and Obstruct	2 ATTEMPTS
750.479	Public Officer - Assault or Obstruct	20 ATTEMPTS
750.4792	Public Officer - Assault or Obstruct	2 ATTEMPTS
750.4793	Public Officer - Assault or Obstruct Cause Injury	4 ATTEMPTS
750.479A2	Police Officer - Fleeing (Penal Code) 4th Degree	2 ATTEMPTS
750.479A3	Police Officer - Fleeing (Penal Code) 3rd Degree	5 ATTEMPTS
750.479A4-A	Police Officer - Fleeing (Penal Code) 2nd Degree	10 ATTEMPTS
750.479B	Peace Officer - Disarming	10 ATTEMPTS
750.479B1	Peace Officer - Disarming Non-Firearm	4 ATTEMPTS
750.479B2	Peace Officer - Disarming Firearm	10 ATTEMPTS
750.483A2B	Interfere w/Crime Report Threat to Kill/Injure	10 ATTEMPTS
750.483A4B	Interfere w/Police Investigation Threat to Kill/Injure	10 ATTEMPTS
750.50C7	Police Animal - Injure/Harass While Committing Crime	2 ATTEMPTS
750.520	Rape	LIFE ATTEMPTS
750.520B	CSC - 1st Degree - Multiple Variables	LIFE ATTEMPTS
750.520B1A	CSC - 1st Degree - Person Under 13	LIFE ATTEMPTS
750.520B1B	CSC - 1st Degree - Relationship	LIFE ATTEMPTS
750.520B1C	CSC - 1st Degree - During Felony	LIFE ATTEMPTS
750.520B1D	CSC - 1st Degree - Accomplices	LIFE ATTEMPTS
750.520B1E	CSC - 1st Degree - Weapon Used	LIFE ATTEMPTS
750.520B1F	CSC - 1st Degree - Personal Injury	LIFE ATTEMPTS
750.520B1G	CSC - 1st Degree - Injury to Incap. Victim	LIFE ATTEMPTS
750.520B1H	CSC - 1st Degree - Mentally Disabled Relationship	LIFE ATTEMPTS
750.520B2B	CSC - 1st Degree - Person < 13, Defendant 17 yrs. or Older	LIFE ATTEMPTS
750.520C	CSC - 2nd Degree - Multiple Variables	15 ATTEMPTS

DISPOSITIONS				
Total	Prison 46%	Probation 35%	Jail* 14%	Other** 5%
17,399	8,332	5,726	2,410	931
1,262	297	675	223	67
18	6		12	
16		6	7	3
14	6	4	4	
3	2	1		
179	25	78	54	22
402	141	139	81	41
31	4	18	8	1
13	6	4	3	
1	1			
2		1	1	
2	1		1	
3	2	1		
5	3	2		
27	8	11	5	3
4		2	1	1
3	1	1	1	
1	1			
3	1	2		
1			1	
114	112	2		
4	2	1	1	
279	275	4		
7	5	2		
96	96			
17	17			
1	1			
3	3			
24	24			
1	1			
22	22			
2	2			
1	1			
4	4			
11	11			
2	2			
110	67	38	5	
6	3	3		

NOTE: Be sure to check for related offense codes when examining a particular type of crime. They may or may not be in sequential order or even on the same page.

A2c 2007 Criminal Court Dispositions by Offense and Type of Disposition — Assaultive Offenses
Page 6 of 8

Compiled Laws	Offense	VIOLATIONS ATTEMPTS Max. Penalty
750.520C1A	CSC - 2nd Degree - Person Under 13	15 ATTEMPTS
750.520C1B	CSC - 2nd Degree - Relationship	15 ATTEMPTS
750.520C1C	CSC - 2nd Degree - During Felony	15 ATTEMPTS
750.520C1D	CSC - 2nd Degree - Accomplices	15 ATTEMPTS
750.520C1E	CSC - 2nd Degree - Weapon Used	15 ATTEMPTS
750.520C1F	CSC - 2nd Degree - Personal Injury	15 ATTEMPTS
750.520C1G	CSC - 2nd Degree - Injury to Incap. Victim	15 ATTEMPTS
750.520C1H	CSC - 2nd Degree - Mentally Disabled Relationship	15 ATTEMPTS
750.520C1K	CSC - 2nd Degree - County Prisoner	15 ATTEMPTS
750.520C1L	CSC - 2nd Degree - Detained Juvenile	15 ATTEMPTS
750.520C2B	CSC - 2nd Degree - Person < 13, Defendant 17 yrs. or Older	15 ATTEMPTS
750.520D	CSC - 3rd Degree - Multiple Variables	15 ATTEMPTS
750.520D1A	CSC - 3rd Degree - Person 13-15	15 ATTEMPTS
750.520D1B	CSC - 3rd Degree - Force/Coercion	15 ATTEMPTS
750.520D1C	CSC - 3rd Degree - Incapacitated Victim	15 ATTEMPTS
750.520D1D	CSC - 3rd Degree - Incest	15 ATTEMPTS
750.520D1E	CSC - 3rd Degree - Student 16 < 18	15 ATTEMPTS
750.520E	CSC - 4th Degree - Multiple Variables	2 ATTEMPTS
750.520E1A-A	CSC - 4th Degree - Victim 13-16	2 ATTEMPTS
750.520E1A	CSC - 4th Degree - Force/Coercion	2 ATTEMPTS
750.520E1B	CSC - 4th Degree - Incapacitated Victim	2 ATTEMPTS
750.520E1E-A	CSC - 4th Degree - Mental Health Professional	2 ATTEMPTS
750.520E1F-A	CSC - 4th Degree - Student	2 ATTEMPTS
750.520E1G	CSC - 4th Degree - Incest	2 ATTEMPTS
750.520G	CSC - Assault w/Intent to Commit Sexual Penetration	10 ATTEMPTS

DISPOSITIONS				
Total	Prison 46%	Probation 35%	Jail* 14%	Other** 5%
17,399	8,332	5,726	2,410	931
1,262	297	675	223	67
420	322	83	14	1
42	20	20	2	
89	71	16	2	
15	6	9		
12	11	1		
13	2	11		
1	1			
8	7	1		
30	16	11	2	1
4	3	1		
7	2	5		
6	5	1		
1		1		
3	3			
1	1			
16	15	1		
1	1			
106	89	4	1	12
21	13	6	2	
361	237	22	7	95
94	30	38	13	13
87	84	2	1	
13	6	6	1	
15	12	3		
8		5	2	1
27	25	1	1	
3	1	2		
2	2			
108	17	75	10	6
199	48	89	48	14
188	47	93	42	6
15		12	3	
3	1	2		
2		2		
22	6	13	3	
3	3			

NOTE: Be sure to check for related offense codes when examining a particular type of crime. They may or may not be in sequential order or even on the same page.

A2c 2007 Criminal Court Dispositions by Offense and Type of Disposition — Assaultive Offenses
 Page 7 of 8

Compiled Laws	Offense	VIOLATIONS ATTEMPTS Max. Penalty
750.520G1	CSC - Assault w/Intent to Commit Sexual Penetration	10 ATTEMPTS
750.520G2	CSC - 2nd Degree Assault	5 ATTEMPTS
750.529	Robbery - Armed	LIFE ATTEMPTS
750.529A	Carjacking	LIFE ATTEMPTS
750.530	Robbery - Unarmed	15 ATTEMPTS
750.531-A	Bank Robbery	LIFE ATTEMPTS
750.531-B	Safe Breaking	LIFE ATTEMPTS
750.531	Bank Robbery/Safe Breaking	LIFE ATTEMPTS
750.532	Seduction	5 ATTEMPTS
750.539J2A1	Surveilling Unclothed Person	2 ATTEMPTS
750.539J2B	Capture/Distribute Image of Unclothed Person	5 ATTEMPTS
750.5405B	Interfering w/Electronic Communications Causing Injury/Death	4 ATTEMPTS
750.543P	Terrorism - Use of Internet/Telecomm. to Commit	20 ATTEMPTS
750.72-A	Arson - Dwelling House	20 ATTEMPTS
750.72-B	Arson - Dwelling House Curtilage	20 ATTEMPTS
750.72	Arson Dwelling House/Curtilage	20 ATTEMPTS
750.73	Arson - Real Property	10 ATTEMPTS
750.74	Arson - Personal Property Over \$50	4 ATTEMPTS
750.741C1	Arson - Pers. Prop. \$1,000 - < \$20,000	5 ATTEMPTS
750.741D1	Arson - Pers. Prop. \$20,000 or More	10 ATTEMPTS
750.75	Arson - Insured Property	10 ATTEMPTS
750.77-B	Arson - Prepare to Burn Real/Personal Property Over \$50	4 ATTEMPTS
750.77	Arson - Prepare to Burn Property	10 ATTEMPTS
750.771C1	Arson - Prepare to Burn Property \$1,000 - < \$20,000	5 ATTEMPTS
750.771D1	Arson - Prepare to Burn Property \$20,000 or More	10 ATTEMPTS

DISPOSITIONS				
Total	Prison 46%	Probation 35%	Jail* 14%	Other** 5%
17,399	8,332	5,726	2,410	931
1,262	297	675	223	67
203	107	75	11	10
4		4		
84	40	34	8	2
1,021	1,002	17	2	
27	15	6	3	3
174	171	2	1	
11	4	5	1	1
769	427	181	54	107
41	12	20	6	3
76	68	6	2	
6	5	1		
71	45	25	1	
12	7	5		
1	1			
10		4	4	2
2		1		1
21	4	17		
14	7	6		1
1		1		
10	6	2	2	
1				1
62	40	17	2	3
15	3	9	1	2
3	2	1		
1				1
3	2	1		
2		2		
70	27	31	8	4
4	1	1	1	1
1	1			
41	12	24	4	1
3		1	2	
10	4	2	1	3
2		2		
12	4	6		2
2	1	1		
1			1	
13	3	5	1	4
6		1	5	
13	5	5		3
5		5		

NOTE: Be sure to check for related offense codes when examining a particular type of crime. They may or may not be in sequential order or even on the same page.

A2c 2007 Criminal Court Dispositions by Offense and Type of Disposition — Assaultive Offenses
Page 8 of 8

Compiled Laws	Offense	VIOLATIONS ATTEMPTS Max. Penalty
750.78	Arson - Woods/Prairies	4 ATTEMPTS
750.814	Domestic Violence, 3rd Offense	2 ATTEMPTS
750.81A3	Domestic Violence - Aggravated 2nd Offense	2 ATTEMPTS
750.81C2	Assault/Battery of DHS Employee	2 ATTEMPTS
750.81D1	Police Officer - Assault/Resist/Obstruct	2 ATTEMPTS
750.81D2	Police Officer - Assault/Resist/Obstruct Causing Injury	4 ATTEMPTS
750.81D3	Police Officer - Assault/Resist/Obstruct Serious Impairment	15 ATTEMPTS
750.82	Felonious Assault	4 ATTEMPTS
750.822	Weapon-Free Schools - Assault with Dangerous Weapon	4 ATTEMPTS
750.83	Assault w/Intent to Murder	LIFE ATTEMPTS
750.84	Assault w/Intent to do Great Body Harm Less Than Murder	10 ATTEMPTS
750.85	Torture	LIFE ATTEMPTS
750.86	Assault w/Intent to Maim	10 ATTEMPTS
750.87	Assault w/Intent to Commit Felony	10 ATTEMPTS
750.88	Assault w/Intent to Rob While Unarmed	15 ATTEMPTS
750.89	Assault w/Intent to Rob While Armed	LIFE ATTEMPTS
750.90	Sexual Intercourse - Under Pretext Medical Treatment	10 ATTEMPTS
750.90A	Asslt - Pregnant Individ. Intentional Causing Miscarriage/Stillbirth	LIFE ATTEMPTS
750.90BB	Asslt - Pregnant Individ. Causing Harm to Embryo/Fetus	10 ATTEMPTS
750.91	Homicide - Attempted Murder	LIFE ATTEMPTS
752.191	Felonious Driving	2 ATTEMPTS
752.542A	Prisons - Riots	10 ATTEMPTS
752.861	Weapons - Firearms, Careless Use Cause Injury/Death	2 ATTEMPTS

DISPOSITIONS				
Total	Prison 46%	Probation 35%	Jail* 14%	Other** 5%
17,399	8,332	5,726	2,410	931
1,262	297	675	223	67
3		1		2
3		2		1
546	134	248	163	1
42	16	15	11	
15	4	1	7	3
2,861	582	1,224	884	171
192	55	92	33	12
13	2	5	5	1
3	3			
2,013	593	962	316	142
366	26	245	75	20
6	1	4		1
224	220	4		
4	4			
675	422	169	40	44
48	19	24	4	1
22	22			
5	3	2		
1		1		
8	5	2	1	
86	42	22	5	17
2		2		
143	133	9	1	
3	2	1		
1	1			
1	1			
1	1			
3	3			
2	2			
2	2			
18		10	5	3

NOTE: Be sure to check for related offense codes when examining a particular type of crime. They may or may not be in sequential order or even on the same page.

Offenders may have multiple dispositions.

* Includes Fine, Restitution, and Costs.

** Includes Delayed and Suspended Sentences and HYTA Probation.

SOURCE: Basic Information Reports (BIR).

Prison Commitments

B

This section provides data on prison intake — the number and characteristics of new prisoners received into the Department's institutions and camps.

Tables B1a and B1b exclude one category of intake, called *additional sentence imposed*. Additional sentence imposed is excluded from these tables because rather than new offenders admitted into the system, these are prisoners who are already incarcerated and then receive an additional sentence, either because of a crime committed while incarcerated or because of later sentencing on a previous pending charge.

All of the other tables and charts in this section *include* the additional sentence imposed category.

Tables B1a through B1c compare prison intake for 2007 with intake and various other data for past years.

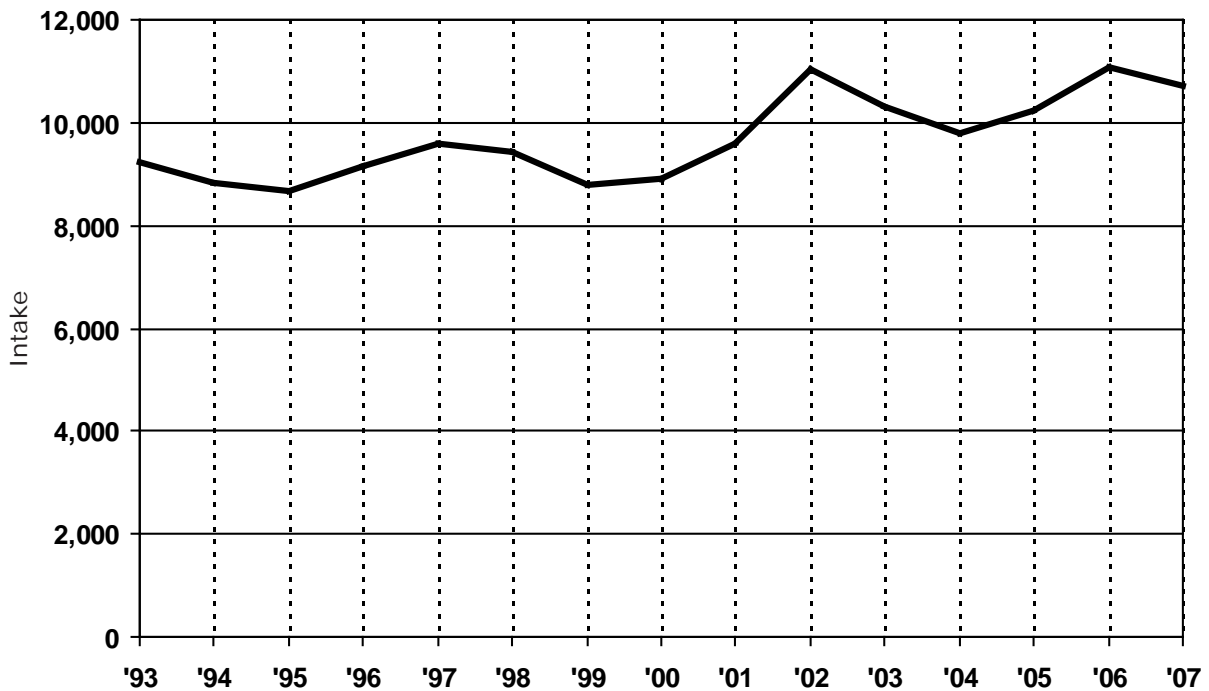
Table B2 shows all 2007 prison intake broken down by minimum sentence and offense. Tables B2a through B2c show the information in Table B2 broken down by major crime categories (i.e., non-assaultive, drug and assaultive). Table B3 shows *female* intake broken down by minimum sentence and offense.

The crimes in the B2 series of tables and the B3 table are sorted by Michigan Compiled Law (MCL) numbers and Prosecuting Attorney's Coordinating Council (PACC) codes (the sort order used since 1999). Since this sort order keeps sequential codes together, similar crimes are not consolidated. This level of detail provides much richer information, but the reader must be careful to watch for related codes when attempting to examine the prison intake frequency and minimum term distribution for a particular type of crime. For example, several separate offense codes now appear for the crime of first degree criminal sexual conduct (750.520B--) because each code represents a specific characteristic of the offense.

Tables B4a through B7 summarize commitments to prison broken down by various other characteristics — including age, race, gender, commitment type, and major crime type.

B1a Annual Prison Intake (Excluding "Additional Sentence Imposed")
Calendar Years 1993 - 2007

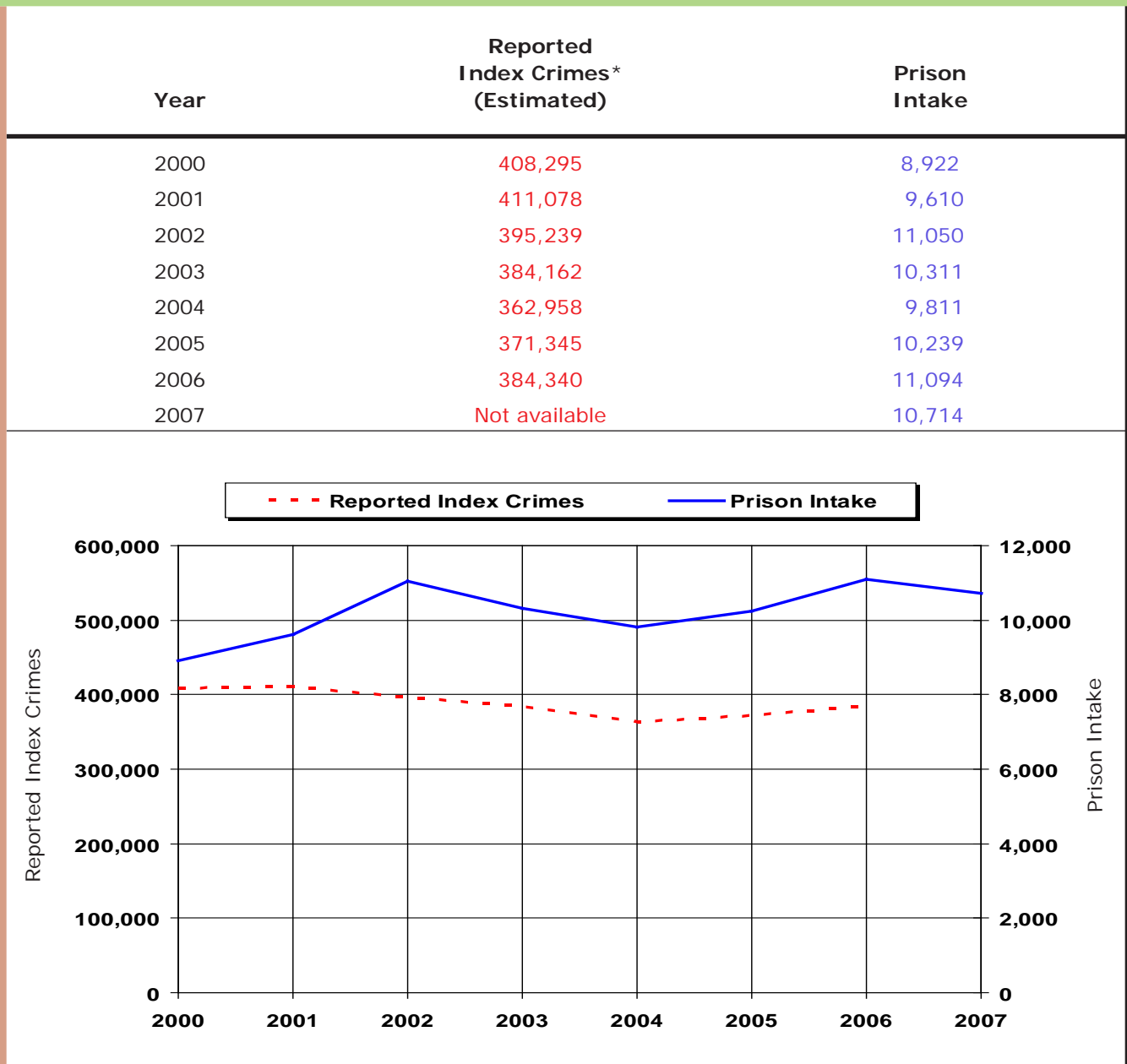
Year	Admissions to Prison	Numerical Change	Percent Change
1993	9,219	---	---
1994	8,845	(374)	(4.1)
1995	8,667	(178)	(2.0)
1996	9,169	502	5.8
1997	9,584	415	4.5
1998	9,424	(160)	(1.7)
1999	8,809	(615)	(6.5)
2000	8,922	113	1.3
2001	9,610	688	7.7
2002	11,050	1,440	15.0
2003	10,311	(739)	(6.7)
2004	9,811	(500)	(4.8)
2005	10,239	428	4.4
2006	11,094	855	8.4
2007	10,714	(380)	(3.4)



Source: Corrections Management Information System (CMIS).

B1b Reported Index Crimes and Prison Intake (Excluding "Additional Sentence Imposed") Calendar Years 2000 - 2007

State index crime totals are calculated by combining actual figures with estimates of missing data, using an estimation process adapted from that used by the FBI. The MSP's estimation process is designed to help ensure an accurate portrayal of crime trends, and minimize fluctuations due to reporting discrepancies.



*Index crimes include murder, rape, robbery, aggravated assault, burglary, larceny, motor vehicle theft and arson. Data for Reported Index Crimes was not available at the time this chart was compiled. This page will be updated when the Michigan State Police (MSP) 2007 Uniform Crime Report (UCR) becomes available.

Source: Prison Intake: Corrections Management Information System (CMIS)

B1c Total Prisoner Population, Prison Commitments, and Michigan Census: 1948 - 2007

Year	Total Prisoner Population*	Prison Commitments (Incl. Add. Sentence Imposed)	Michigan Census
1948	8,124	2,588	6,195,000
1949	8,519	3,165	6,352,000
1950	8,727	3,061	6,371,766
1951	9,176	3,041	6,545,000
1952	8,774	2,779	6,708,000
1953	8,870	3,530	6,852,000
1954	8,912	3,386	7,024,000
1955	9,571	3,270	7,236,000
1956	9,547	3,601	7,516,000
1957	10,071	3,588	7,803,000
1958	10,138	3,890	7,866,000
1959	10,334	3,667	7,960,000
1960	9,622	3,706	7,823,194
1961	9,550	4,123	7,903,000
1962	9,197	3,832	7,939,000
1963	8,338	3,990	8,030,000
1964	8,264	3,741	8,100,000
1965	7,345	3,280	8,199,283
1966	6,754	3,088	8,314,070
1967	7,037	3,719	8,615,000
1968	7,743	3,950	8,675,000
1969	8,409	4,169	8,734,000
1970	9,079	4,907	8,875,083
1971	9,547	5,446	8,996,000
1972	8,471	4,734	9,013,475
1973	7,874	4,114	9,061,000
1974	8,630	5,172	9,094,000
1975	10,855	6,218	9,092,000
1976	11,737	6,596	9,100,000
1977	13,824	7,071	9,138,000
1978	14,944	6,681	9,181,000
1979	15,063	5,843	9,207,000
1980	15,148	6,212	9,262,078
1981	14,923	6,138	9,270,000
1982	15,082	6,409	9,227,300
1983	14,508	6,897	9,050,282
1984	14,658	7,154	9,262,044
1985	17,744	7,767	9,170,000
1986	20,739	8,289	9,143,600
1987	23,977	9,092	9,205,800
1988	27,720	10,759	9,300,100
1989	31,834	12,760	9,273,300
1990	34,209	12,099	9,295,287
1991	36,293	12,179	9,395,022
1992	38,628	12,191	9,470,323
1993	38,942	10,299	9,529,240
1994	40,501	9,751	9,584,481
1995	41,112	9,523	9,659,871
1996	42,349	10,047	9,739,184
1997	44,771	10,575	9,785,450
1998	45,879	10,433	9,820,231
1999	46,617	9,656	9,863,775
2000	47,718	9,743	9,938,444 (actual)
2001	48,849	10,498	10,002,663
2002	50,591	12,138	10,039,379
2003	49,357	11,167	10,078,146
2004	48,831	10,772	10,104,206
2005	49,493	11,273	10,120,860
2006	51,515	12,283	10,102,322
2007	50,233	11,850	10,071,822

*Total Prisoner Population includes prisoners in the institutions and camps, the SAI - Prison program and Community Residential Programs. [Sources] Prisoner Population: Prisoner Census Report; Commitments: Corrections Management Information System (CMIS); Michigan Census: U.S. Census Bureau. The figure for Year 2000 reflects actual Census. Census figures since 2000 revised by the Census Bureau.

B2 2007 Commitments by Minimum Term Distribution for Men and Women — All Offenses

Includes Additional Sentences Imposed

Page 1 of 19

B - 5

			TOTAL*	.5	1	1.5	2	2.5	3	3.5	4	4.5	5	10	15	20	25	>25	LIFE	AVG
GRAND TOTALS			11,850	302	2,001	2,282	2,893	634	750	238	348	172	409	987	342	150	91	87	121	3.4
VIOLATIONS			11,395	262	1,888	2,152	2,799	615	744	229	348	171	409	987	342	150	91	87	121	3.4
ATTEMPTS			412	40	113	130	94	19	6	9		1								1.4
Compiled Laws	Offense	Max. Penalty																		
28.2931	State ID Card - False Application	5 ATTEMPTS	1				1													1.9
28.2951A-A	State ID Card - Altered/Forged/Used to Commit Felony	10 ATTEMPTS	1			1														1.5
28.2952-A	State ID Card - Altered/Forged w/Intent to Deliver/Possess 2 or More	5 ATTEMPTS	1						1											3.0
28.729	Sex Offender - Fail to Register	4 ATTEMPTS	74	4	23	26	15	5	1											1.3
28.7291A	Sex Offender - Fail to Register	4 ATTEMPTS	2		1	1														1.2
28.7291B	Sex Offender - Fail to Register 2nd Offense	7 ATTEMPTS	9		2	3	3			1										1.6
28.7292C	Sex Offender - Fail to Comply w/Reporting 3rd	4 ATTEMPTS	5		5															.9
257.254	MV Code - Intent to Pass False Title	10 ATTEMPTS	4		1	1	1					1								2.2
257.257	License Documents/Plates Forgery	5 ATTEMPTS	8	1	4	2	1													1.1
257.3107A	Driver's License-Forged w/Int Commit Crime Max 10 yrs or More	10 ATTEMPTS	1			1														1.5
257.3109	Driver's License-Forged Possess 2 or More	5 ATTEMPTS	2				2													1.9
257.3291	Insurance Certificates - Possess/Sale of Stolen/Counterfeit	5 ATTEMPTS	1			1														1.4
257.602A2	Police Officer - Fleeing - 4th Degree Vehicle Code	2 ATTEMPTS	36	1	13	16	2	2			2									1.3
257.602A3-A	Police Officer - Fleeing - 3rd Degree Vehicle Code	5 ATTEMPTS	177	6	62	42	38	9	14	1	4		1							1.5
257.602A4-A	Police Officer - Fleeing - 2nd Degree Vehicle Code	10 ATTEMPTS	36	2	8	3	9	5	4	1		2	2							2.1
257.602A5	Police Officer - Fleeing - 1st Degree Vehicle Code	15 ATTEMPTS	2		1		1							1						1.5
257.617	Fail to Stop at Accident - Result Serious Impairment/Death	5 ATTEMPTS	1																	10.0
257.6173	Fail to Stop at Accident - At Fault Death Resulting	15 ATTEMPTS	9		1	2	4			2										2.0
257.6173	Fail to Stop at Accident - At Fault Death Resulting	15 ATTEMPTS	7					3				1		3						4.4
257.624A	Alcohol - Open Container in Vehicle	MISD ATTEMPTS	2		1	1														1.1

NOTE: Be sure to check for related offense codes when examining a particular type of crime. They may or may not be in sequential order or even on the same page.

B2 2007 Commitments by Minimum Term Distribution for Men and Women — All Offenses

Includes Additional Sentences Imposed

Page 2 of 19

B - 6

			TOTAL*	.5	1	1.5	2	2.5	3	3.5	4	4.5	5	10	15	20	25	>25	LIFE	AVG
GRAND TOTALS			11,850	302	2,001	2,282	2,893	634	750	238	348	172	409	987	342	150	91	87	121	3.4
VIOLATIONS			11,395	262	1,888	2,152	2,799	615	744	229	348	171	409	987	342	150	91	87	121	3.4
ATTEMPTS			412	40	113	130	94	19	6	9		1								1.4
Compiled Laws	Offense	Max. Penalty																		
257.6251-A	Operating - While Intoxicated	MISD ATTEMPTS	4		1	1	2													1.4
257.62510C	Operating - OWI, 3rd Offense	1 ATTEMPTS	3			2	1													1.5
257.6254	OWI - Causing Death	15 ATTEMPTS	57		1		2	9	6	5	7	5	6	15		1				4.7
257.6254A	OWI - Causing Death	15 ATTEMPTS	1						1					1						3.0
257.6254A	OWI - Causing Death	15 ATTEMPTS	1											1						5.9
257.6255-A	OWI - Causing Serious Injury	5 ATTEMPTS	28		4	7	9	3	3	1			1							1.9
257.6256D	OWI - Impaired w/Contr. Sub, 3rd Offense	5 ATTEMPTS	1			1														1.3
257.6257A2	OWI - w/Occupant Less Than 16, 2nd+ Offense	5 ATTEMPTS	648	7	136	224	196	40	29	8	6		1	1						1.6
257.6257A2	OWI - w/Occupant Less Than 16, 2nd+ Offense	5 ATTEMPTS	2			1	1													1.5
257.626C	Driving - Felonious	2 ATTEMPTS	11		3	4	2		1				1							1.7
257.903	Motor Vehicle Code - False Certification	5 ATTEMPTS	4		1	2	1													1.4
257.9041B	Operate - Allow Suspended/Revoked/Denied to Operate	5 ATTEMPTS	2		1		1													1.5
257.9041B	Operate - Allow Suspended/Revoked/Denied to Operate	MISD ATTEMPTS	2		1	1														1.0
257.9041C	Operate - Allow Suspended/Revoked/Denied to Operate, 2nd+ Offense	1 ATTEMPTS	3		1		1		1											2.0
257.9044	Operate - License Suspended/Revoked/Denied Cause Death	15 ATTEMPTS	6				1	2	1			1	1							3.1
257.9045	Operate - License Suspended/Revoked/Denied Cause Serious Injury	5 ATTEMPTS	2		1						1									2.4
324.31154	Water Resources Protection Violation Endangerment/Death	5 ATTEMPTS	2											1						5.0
324.80172	Marine Safety, Negligence Cause Injury/Death	2 ATTEMPTS	1			1														1.3
324.801764	Marine Safety, OUIL Cause Death	15 ATTEMPTS	1											1						8.3
324.811348	ORV - OUIL Causing Serious Injury	5 ATTEMPTS	1		1															1.0
333.5210	AIDS - Sexual Penetration with Uninformed Partner	4 ATTEMPTS	3			1					1		1							3.4
333.73413	Contr. Sub - Imitation Mfg/Distribution	2 ATTEMPTS	14	5	6	1	1		1											.9

NOTE: Be sure to check for related offense codes when examining a particular type of crime. They may or may not be in sequential order or even on the same page.

B2 2007 Commitments by Minimum Term Distribution for Men and Women — All Offenses

Includes Additional Sentences Imposed

Page 3 of 19

B-7

			TOTAL*	.5	1	1.5	2	2.5	3	3.5	4	4.5	5	10	15	20	25	>25	LIFE	AVG
GRAND TOTALS			11,850	302	2,001	2,282	2,893	634	750	238	348	172	409	987	342	150	91	87	121	3.4
VIOLATIONS			11,395	262	1,888	2,152	2,799	615	744	229	348	171	409	987	342	150	91	87	121	3.4
ATTEMPTS			412	40	113	130	94	19	6	9		1								1.4
Compiled Laws	Offense	Max. Penalty																		
333.74012A	Contr. Sub - Delivery/Manufacture (Narcotic or Cocaine)	LIFE ATTEMPTS	1				1													2.0
333.74012A1	Contr. Sub - Del/Mfg (Narc. or Cocaine) 1,000 or More Grams	LIFE ATTEMPTS	17						1		1			5	5	2	3			13.1
333.74012A2	Contr. Sub - Del/Mfg (Narc. or Cocaine) 450 - 999 Grams	30 ATTEMPTS	23				1				1	2		7	10	1	1			10.5
333.74012A3	Contr. Sub - Del/Mfg (Narc. or Cocaine) 50 - 449 Grams	20 ATTEMPTS	152			4	17	6	31	4	10	10	9	53	4	4				5.5
333.74012A4	Contr. Sub - Del/Mfg (Narc. or Cocaine) Under 50 Grams	20 ATTEMPTS	615	24	134	149	169	39	43	12	15	3	11	13	3					1.9
333.74012B-A	Contr. Sub - Del/Mfg (Schedules 1-3), Except Marijuana	7 ATTEMPTS	46	20	21	2	2		1											.8
333.74012B-B	Contr. Sub - Del/Mfg (Subs added Schedules 1-3 by Rule)	7 ATTEMPTS	22		5	10	6	1												1.4
333.74012B1	Contr. Sub - Del/Mfg Methamphetamine/Ecstasy	20 ATTEMPTS	1		1															1.0
333.74012C-A	Contr. Sub - Del/Mfg (Schedule 4)	4 ATTEMPTS	87	5	6	6	20	9	22	3	1	6	4	10						3.0
333.74012D1	Contr. Sub - Del/Mfg 45 or More Kilograms Marijuana	15 ATTEMPTS	5		5															1.0
333.74012D2	Contr. Sub - Del/Mfg 5 - < 45 Kilograms Marijuana	7 ATTEMPTS	4			1	2		1											2.1
333.74012D3	Contr. Sub - Del/Mfg Marijuana	4 ATTEMPTS	8	1		1	4		1					1	1					4.1
333.74012F	Prescription Forms - Del/Mfg/Intent	7 ATTEMPTS	1			3	2	1	1											3.3
333.74012C2A	Contr. Sub - Operate/Maintain A Lab	10 ATTEMPTS	7	1		1														1.8
333.74012C2B	Contr. Sub - Operate/Maintain Lab Near Minor	20 ATTEMPTS	1			1														1.3
333.74012C2C	Contr. Sub - Operate/Maintain Lab Involve Hazardous Waste	20 ATTEMPTS	168	10	57	56	32	10	3											1.3
333.74012C2D	Contr. Sub - Operate/Maintain Lab Near Specified Places	20 ATTEMPTS	4	1	2	1														.8
333.74012C2F	Contr. Sub - Operate/Maintain Lab Involve Methamphetamine	20 ATTEMPTS	3			2	1													1.5
333.74022C	Contr. Sub - Create/Del/Counterfeit Sub (Schedule 4)	4 ATTEMPTS	3				2		1											2.2
			5						1		1	1	1	1						4.3
			3						1	1			1							3.8
			3			1			1					1						3.8
			57		4	1	10	4	15	2	2	4	5	9	1					3.5
			1		1															.8

NOTE: Be sure to check for related offense codes when examining a particular type of crime. They may or may not be in sequential order or even on the same page.

B2 2007 Commitments by Minimum Term Distribution for Men and Women — All Offenses

Includes Additional Sentences Imposed

Page 4 of 19

B - 8

			TOTAL*	.5	1	1.5	2	2.5	3	3.5	4	4.5	5	10	15	20	25	>25	LIFE	AVG
GRAND TOTALS			11,850	302	2,001	2,282	2,893	634	750	238	348	172	409	987	342	150	91	87	121	3.4
VIOLATIONS			11,395	262	1,888	2,152	2,799	615	744	229	348	171	409	987	342	150	91	87	121	3.4
ATTEMPTS			412	40	113	130	94	19	6	9		1								1.4
Compiled Laws	Offense	Max. Penalty																		
333.74022E	Contr. Sub - Create/Del/Analogue	15 ATTEMPTS	4			1	2			1										2.0
333.74032A2	Contr. Sub - Poss (Narcotic/Cocaine) 450 - 999 Grams	30 ATTEMPTS	2						1						1					7.5
333.74032A3	Contr. Sub - Poss (Narcotic/Cocaine) 50 - 449 Grams	20 ATTEMPTS	14				1		3			2	2	3	2	1				6.9
333.74032A4	Contr. Sub - Poss (Narcotic/Cocaine) 25 - 49 Grams	4 ATTEMPTS	3	1	1		1													1.0
333.74032A5	Contr. Sub - Poss (Narcotic/Cocaine) Under 25 Grams	4 ATTEMPTS	318	28	112	105	53	11	7					2						1.3
333.74032B-A	Contr. Sub - Poss Analogues or Schedules 1-4	2 ATTEMPTS	3	1		2														.9
333.74032B-A	Contr. Sub - Poss Analogues or Schedules 1-4	2 ATTEMPTS	14		8	4		1	1											1.2
333.74032B-B	Contr. Sub - Poss (Sub Added to Schedules 1-4 by Rule)	2 ATTEMPTS	1				1													2.0
333.74032B1	Contr. Sub - Poss Methamphetamine/ Ecstasy	10 ATTEMPTS	54		5	20	18	5	3	2				1						1.8
333.74032D	Contr. Sub - Poss Marijuana	1 ATTEMPTS	3		1		2													1.6
333.74042B	Contr. Sub - Use	1 ATTEMPTS	16		7	9														1.1
333.74042B	Contr. Sub - Use	1 ATTEMPTS	1			1														1.2
333.74042D	Contr. Sub - Use of Marijuana	MISD ATTEMPTS	1	1																.3
333.7405D	Contr. Sub - Maintaining a Drug House	2 ATTEMPTS	17	2	5	7	2		1											1.2
333.74071C	Contr. Sub - Obtain by Fraud	4 ATTEMPTS	1		1															.8
333.74071C	Contr. Sub - Obtain by Fraud	4 ATTEMPTS	11		5	3	2	1												1.3
333.74071G	Contr. Sub - Counterfeit Prescription Form	4 ATTEMPTS	1			1			1											2.7
333.74071G	Contr. Sub - Counterfeit Prescription Form	4 ATTEMPTS	1			1														1.5
333.7407A1-A	Contr. Sub - Attempt Felony	LIFE ATTEMPTS	2		2															1.0
333.74101-A	Contr. Sub - Delivery to Minor (Narcotic/ Cocaine) < 50 Grams	40 ATTEMPTS	1				1													1.9
333.74101-D	Contr. Sub - Delivery to Minor (Sched. 4 and Marijuana)	8 ATTEMPTS	2		1		1													1.4
333.74102-A	Contr. Sub - Del School/Library Prop (Narc/Cocaine) < 50 Grams	60 ATTEMPTS	17				13	1	2	1										2.2
333.74103	Contr. Sub - Poss w/Int Del School/ (Narc/Cocaine) < 50 Grams	40 ATTEMPTS	4		1		3													1.7
333.74103	Contr. Sub - Poss w/Int Del School/ (Narc/Cocaine) < 50 Grams	40 ATTEMPTS	1		1															1.0

NOTE: Be sure to check for related offense codes when examining a particular type of crime. They may or may not be in sequential order or even on the same page.

B2 2007 Commitments by Minimum Term Distribution for Men and Women — All Offenses

Includes Additional Sentences Imposed

Page 5 of 19

B - 9

			TOTAL*	.5	1	1.5	2	2.5	3	3.5	4	4.5	5	10	15	20	25	>25	LIFE	AVG
GRAND TOTALS			11,850	302	2,001	2,282	2,893	634	750	238	348	172	409	987	342	150	91	87	121	3.4
VIOLATIONS			11,395	262	1,888	2,152	2,799	615	744	229	348	171	409	987	342	150	91	87	121	3.4
ATTEMPTS			412	40	113	130	94	19	6	9		1								1.4
Compiled Laws	Offense	Max. Penalty																		
333.74104-D	Contr. Sub - Poss Marijuana on School/Library Property	2 ATTEMPTS	2				2													1.9
333.74132	Contr. Sub - 2nd+ Offense Double Penalty	LIFE ATTEMPTS	1		1															1.0
400.601-B	Fraud - Welfare - Over \$500	4 ATTEMPTS	1				1													1.7
400.602-B	Fraud - Welfare (Failure to Inform) \$500 or More	4 ATTEMPTS	1		1															1.0
432.2182	Gambling Activities - Felony Violations	10 ATTEMPTS	1		1															.8
445.65	Identity Theft	5 ATTEMPTS	38	2	11	10	12	1	1		1									1.5
445.67	Identity Theft - Obtain/Possess/Transfer ID w/Intent	5 ATTEMPTS	4		2		2													1.4
451.601D	Blue Sky Laws - Unregistered Investment Advisor	10 ATTEMPTS	1						1											3.0
500.45111	Insurance - Fraudulent Acts	4 ATTEMPTS	2				2													1.7
570.111010D1	Contractor - False Sworn Statements \$20,000 or More	10 ATTEMPTS	1					1												2.3
570.152	Contractor - Fraudulent Use of Building Contract Fund	3 ATTEMPTS	3		1	1	1													1.5
600.1701	Contempt of Court	MISD ATTEMPTS	1	1																.1
750.10A	Sexually Delinquent Person	LIFE ATTEMPTS	3											2	1					11.3
750.110	Break & Enter - A Building w/Intent	15 ATTEMPTS	436	17	71	90	128	35	41	14	19	3	8	10						2.0
750.110A2	Home Invasion - 1st Degree	20 ATTEMPTS	38	2	8	11	10	4	1	2										1.6
750.110A3	Home Invasion - 2nd Degree	15 ATTEMPTS	292	1	11	17	36	10	23	4	14	23	26	103	16	4	2	2		5.6
750.110A4	Home Invasion - 3rd Degree	5 ATTEMPTS	17	1	5	3	6	2												1.5
750.111	Break & Enter - Entry w/o Breaking w/Intent	5 ATTEMPTS	468	5	35	52	115	53	83	19	29	9	27	35	5	1				2.9
750.116	Burglar's Tools - Possession	10 ATTEMPTS	16	1	3	3	9													1.5
			74	1	13	19	27	6	4	2	2									1.7
			4		2	1	1													1.2
			22	2	9	4	3	2	2											1.4
			27	2	7	7	7		3				1							1.6
			2			2														1.2

NOTE: Be sure to check for related offense codes when examining a particular type of crime. They may or may not be in sequential order or even on the same page.

B2 2007 Commitments by Minimum Term Distribution for Men and Women — All Offenses

Includes Additional Sentences Imposed

Page 6 of 19

B - 10

			TOTAL*	.5	1	1.5	2	2.5	3	3.5	4	4.5	5	10	15	20	25	>25	LIFE	AVG
GRAND TOTALS			11,850	302	2,001	2,282	2,893	634	750	238	348	172	409	987	342	150	91	87	121	3.4
VIOLATIONS			11,395	262	1,888	2,152	2,799	615	744	229	348	171	409	987	342	150	91	87	121	3.4
ATTEMPTS			412	40	113	130	94	19	6	9		1								1.4
Compiled Laws	Offense	Max. Penalty																		
750.1227A	Witness - Bribe/Intimidate/Interfere	4 ATTEMPTS	2			2														1.4
750.1227B	Witness - Bribe/Intimidate/Interfere	10 ATTEMPTS	4		1		1				1			1						3.1
	Max > 10 yrs		1		1															1.0
750.1227C	Witness - Intimidate/Threaten to	15 ATTEMPTS	6		1				1				1	2	1					6.2
	Kill or Injure		1			1														1.4
750.1313C	Check - Non-Sufficient Funds	2 ATTEMPTS	10	1	2	3	2		2											1.5
	\$500 or More																			
750.131A1	Check - No Account	2 ATTEMPTS	13	3	2	8														1.0
750.131A2	Check - Non-Sufficient Funds -	3 2 ATTEMPTS	4			3	1													1.4
	Within 10 Days																			
750.136B2	Child Abuse - 1st Degree	15 ATTEMPTS	23		1		1	1	3	2	3		4	8						5.0
750.136B3	Child Abuse - 2nd Degree	4 ATTEMPTS	16	1	7	1	6	1												1.4
			1		1															1.0
750.136B4	Child Abuse - 3rd Degree	2 ATTEMPTS	5		3	2														1.1
750.145A-A	Children - Accosting for Immoral	4 ATTEMPTS	12		3	4	4	1												1.5
	Purposes																			
750.145C2	Child Sexually Abusive Activity	20 ATTEMPTS	18		4		1		2				2	8		1				5.4
750.145C3	Child Sexually Abusive Activity,	7 ATTEMPTS	4		1	1	1		1											1.7
	Promote or Distribute																			
750.145C4-A	Child Sexually Abusive Material,	4 ATTEMPTS	12		2	1	7	1	1											1.8
	Possess																			
750.145C4	Child Sexually Abusive Materials,	1 ATTEMPTS	1		1															1.0
	Possess																			
750.145D2C	Computer/Internet - Comm w/Other	4 ATTEMPTS	3		1			2												2.0
	Plan Crime Max 2 - < 4 yrs																			
750.145D2D	Computer/Internet - Comm w/Other	10 ATTEMPTS	8	1	3		2		1	1										1.6
	Plan Crime Max 4 - < 10 yrs																			
750.145D2E	Computer/Internet - Comm w/Other	15 ATTEMPTS	2				1		1											2.3
	Plan Crime Max 10 - < 15 yrs																			
750.145D2F	Computer/Internet - Comm w/Other	20 ATTEMPTS	28		7	1	7	4	1			1	3	3	1					3.3
	Plan Crime Max 15+ yrs																			
750.157B2	Homicide - Solicitation of Murder	LIFE ATTEMPTS	7					1		1	1		2	1	1					5.6

NOTE: Be sure to check for related offense codes when examining a particular type of crime. They may or may not be in sequential order or even on the same page.

B2 2007 Commitments by Minimum Term Distribution for Men and Women — All Offenses

Includes Additional Sentences Imposed

Page 7 of 19

B - 11

			TOTAL*	.5	1	1.5	2	2.5	3	3.5	4	4.5	5	10	15	20	25	>25	LIFE	AVG
GRAND TOTALS			11,850	302	2,001	2,282	2,893	634	750	238	348	172	409	987	342	150	91	87	121	3.4
VIOLATIONS			11,395	262	1,888	2,152	2,799	615	744	229	348	171	409	987	342	150	91	87	121	3.4
ATTEMPTS			412	40	113	130	94	19	6	9		1								1.4
Compiled Laws	Offense	Max. Penalty																		
750.157N1	Financial Transaction Device - Steal/ Retain w/o Consent	4 ATTEMPTS	47		19	11	13	2	2											1.4
750.157N2	Financial Transaction Device - Possess Fraudulent One	4 ATTEMPTS	5		1	1	2		1											1.8
750.157P	Financial Transaction Device - Possess w/Intent to Use/Sell	4 ATTEMPTS	11 1		4 1	3	3		1											1.5 1.0
750.157Q	Financial Transaction Device - Illegal Sale/Use	4 ATTEMPTS	20	1	11	6	2													1.1
750.157R	Financial Transaction Device - Forge/ Alter/Counterfeit	4 ATTEMPTS	1				1													1.9
750.157V	Financial Transaction Device, False ID	4 ATTEMPTS	1						1											2.8
750.158	Sodomy	15 ATTEMPTS	1					1												2.3
750.15911	Criminal Enterprise - Conducting	20 ATTEMPTS	33		1	2	1	1	2	2	4	4	5	8	2		1			5.5
750.15914-A	Criminal Enterprise - Conspiracy	20 ATTEMPTS	6			1	1		1				1	2						5.2
750.161	Desertion/Abandon/Non-Support	3 ATTEMPTS	4 1			3	1													1.4 1.0
750.165	Child Support - Fail to Pay	4 ATTEMPTS	79 4		19 1	34 3	22	1	2	1										1.5 1.2
750.174-B	Embezzlement - Agent or Trustee Over \$100	10 ATTEMPTS	2		1				1											2.0
750.1744A	Embezzlement - Agent or Trustee \$1,000 - < \$20,000	5 ATTEMPTS	14 2	1	4	2 1	6 1	1												1.4 1.6
750.1744B	Embezzlement - Agent or Trustee \$200 - < \$1,000, 2nd+ Offense	5 ATTEMPTS	1				1													1.6
750.1745A	Embezzlement - Agent or Trustee \$20,000 - < \$50,000	10 ATTEMPTS	12		1	3	2	2	3				1							2.2
750.174A4A	Embezzlement - Vulnerable Adult \$1,000 - < \$20,000	5 ATTEMPTS	1			1														1.5
750.174A5A	Embezzlement - Vulnerable Adult \$20,000 or More	10 ATTEMPTS	2				1						1							3.3
750.175	Embezzlement - Public Official Over \$50	10 ATTEMPTS	2			1	1													1.6
750.176	Embezzlement - Administrator/ Executor/Guardian	10 ATTEMPTS	1	1																.4

NOTE: Be sure to check for related offense codes when examining a particular type of crime. They may or may not be in sequential order or even on the same page.

B2 2007 Commitments by Minimum Term Distribution for Men and Women — All Offenses
Includes Additional Sentences Imposed

Page 8 of 19

B - 12

			TOTAL*	.5	1	1.5	2	2.5	3	3.5	4	4.5	5	10	15	20	25	>25	LIFE	AVG
GRAND TOTALS			11,850	302	2,001	2,282	2,893	634	750	238	348	172	409	987	342	150	91	87	121	3.4
VIOLATIONS			11,395	262	1,888	2,152	2,799	615	744	229	348	171	409	987	342	150	91	87	121	3.4
ATTEMPTS			412	40	113	130	94	19	6	9		1								1.4
Compiled Laws	Offense	Max. Penalty																		
750.180	Embezzlement - Financial Institutions	20 ATTEMPTS	2		1	1														1.2
750.183-A	Escape - Aiding Prisoner - Felony	7 ATTEMPTS	2				1	1												2.2
750.186A	Escape - Juvenile Facility	4 ATTEMPTS	2		1		1													1.5
750.193	Escape - Prison	5 ATTEMPTS	10	1	4	1	1	1					1						1	1.6
750.1951	Escape - From Misdemeanor Jail Sentence	2 ATTEMPTS	1		1															1.4
750.1952	Escape - From Felony Jail Sentence	4 ATTEMPTS	17		3	11	3													1.0
750.1971	Escape - Awaiting Trial For Misdemeanor	2 ATTEMPTS	1			1														1.4
750.1972	Escape - Awaiting Trial for Felony	4 ATTEMPTS	1			1														1.0
750.197C-A	Assault of Prison Employee	4 ATTEMPTS	11	1	4	2	4													1.3
750.199A	Bond - Absconding or Forfeiting	4 ATTEMPTS	41	2	9	15	7	3	1		3		1							1.3
750.200J1AA	Harmful Devices - Imitation/Irritants Unlawful Poss/Use	5 ATTEMPTS	4	1	2	1														1.6
750.2072A	Explosives - Place Near Property	15 ATTEMPTS	22	1	3	8	9	1												.9
750.2072B	Explosives - Place Near Property Causing Property Damage	20 ATTEMPTS	1				1													1.5
750.213	Extortion	20 ATTEMPTS	1				1													1.9
750.2153	Impersonate Peace Officer to Commit Crime	4 ATTEMPTS	1		1															2.0
750.2184A	False Pretenses - \$1,000 - < \$20,000	5 ATTEMPTS	1				1													2.0
750.2184B	False Pretenses - \$200 - < \$1,000, 2nd Offense	5 ATTEMPTS	30		6	9	8	2	1	2	2									2.0
750.2185A	False Pretenses - \$20,000 or More	10 ATTEMPTS	3		2			1												1.4
750.2185B	False Pretenses - \$1,000 - < \$20,000, 3rd+ Offense	10 ATTEMPTS	12		3	4	2		1		1		1							2.0
			1				1													2.0
			2		1									1						3.5

NOTE: Be sure to check for related offense codes when examining a particular type of crime. They may or may not be in sequential order or even on the same page.

B2 2007 Commitments by Minimum Term Distribution for Men and Women — All Offenses

Includes Additional Sentences Imposed

Page 9 of 19

B - 13

GRAND TOTALS			TOTAL*	.5	1	1.5	2	2.5	3	3.5	4	4.5	5	10	15	20	25	>25	LIFE	AVG
VIOLATIONS			11,850	302	2,001	2,282	2,893	634	750	238	348	172	409	987	342	150	91	87	121	3.4
ATTEMPTS			11,395	262	1,888	2,152	2,799	615	744	229	348	171	409	987	342	150	91	87	121	3.4
Compiled Laws	Offense	Max. Penalty	412	40	113	130	94	19	6	9		1								1.4
750.224A	Weapons - Taser, Possess or Sale ATTEMPTS	4	2		2															1.2
750.224B	Weapons - Firearms, Short-Barrel Shotgun/Rifle ATTEMPTS	5	8	1		3		2	1				1							3.2
750.224F	Weapons - Firearms, Possess by Felon ATTEMPTS	5	195	20	57	40	41	6	13	8	3	1	3	1	1		1			1.8
750.226	Weapons - Dangerous Weapon, Carry w/Unlawful Intent ATTEMPTS	5	2		1	1														1.1
750.227	Weapons - Carrying Concealed ATTEMPTS	5	20	1	4	5	7	1	1	1										1.6
750.227B-A	Weapons - Felony Firearm ATTEMPTS	2	1		3	2														1.5
750.227B-B	Weapons - Felony Firearm, 2nd Offense ATTEMPTS	5	108	5	36	27	29	4	5	1	1									1.4
750.227B-C	Weapons - Felony Firearm, 3rd Offense ATTEMPTS	10	8	3	3	2														.8
750.227C	Weapons - Firearms, Possess Loaded in Vehicle ATTEMPTS	2	697		1		696													1.9
750.234A	Weapons - Firearms, Discharge from Vehicle ATTEMPTS	4	44				1						43							4.9
750.234B	Weapons - Firearms, Discharge in/at Bldg. ATTEMPTS	4	2											2						10.0
750.240	Willfully Raise False Fire Alarm ATTEMPTS	1	1					1												1.3
750.248	Forgery ATTEMPTS	14	3		4	9	11	3	1	1										1.6
750.249	Uttering & Publishing ATTEMPTS	14	316	8	82	96	83	29	11		2		1	4						1.9
750.250	Forgery of State Warrant ATTEMPTS	7	20	2	5	8	4	1												1.2
750.252	Utter & Publish - Possess Counterfeit Note w/Intent ATTEMPTS	7	1						1											2.8
750.253	Utter & Publish - Counterfeit Bills/Notes ATTEMPTS	5	4		2	1													1	1.1
750.254	Utter & Publish - Possess Counterfeit Bank/State/Bills ATTEMPTS	5	3		1	2														1.2
750.255	Counterfeiting - Possession of Tools ATTEMPTS	10	1		1															1.0
			1				1													2.5

NOTE: Be sure to check for related offense codes when examining a particular type of crime. They may or may not be in sequential order or even on the same page.

B2 2007 Commitments by Minimum Term Distribution for Men and Women — All Offenses

Includes Additional Sentences Imposed

Page 10 of 19

B - 14

			TOTAL*	.5	1	1.5	2	2.5	3	3.5	4	4.5	5	10	15	20	25	>25	LIFE	AVG
GRAND TOTALS			11,850	302	2,001	2,282	2,893	634	750	238	348	172	409	987	342	150	91	87	121	3.4
VIOLATIONS			11,395	262	1,888	2,152	2,799	615	744	229	348	171	409	987	342	150	91	87	121	3.4
ATTEMPTS			412	40	113	130	94	19	6	9		1								1.4
Compiled Laws	Offense	Max. Penalty																		
750.261	Counterfeiting - Coins/Possess Than 5	Less 10 ATTEMPTS	1			1														1.5
750.280	Fraud - Common Law	10 ATTEMPTS	1			1														1.2
750.282B	Public Utility - Fraudulent Use Over \$500	4 ATTEMPTS	1				1													2.0
750.285	Obtain Personal Identity Info w/o Permission	5 ATTEMPTS	3		1		2													1.5
750.316-A	Homicide - Murder 1st Degree, Premeditated	LIFE ATTEMPTS	55																	55
750.316-B	Homicide - Felony Murder	LIFE ATTEMPTS	28																	28
750.316-C	Homicide - Open Murder, Statutory Short Form	LIFE ATTEMPTS	15																	15
750.316	Homicide	LIFE ATTEMPTS	4																	4
750.317	Homicide - Murder 2nd Degree	LIFE ATTEMPTS	157										2	9	22	41	34	45	4	24.4
750.317A	Delivery of Controlled Substance Causing Death	LIFE ATTEMPTS	7			1		1				1		3	1					5.7
750.321-A	Homicide - Manslaughter, Statutory Short Form	15 ATTEMPTS	41			1	2	1	2	1	4	2	5	20	2	1				6.3
750.321-C	Homicide - Manslaughter, Involuntary	15 ATTEMPTS	23			1	2	1		2	1	1	3	9	2	1				6.3
750.321-E	Homicide - Manslaughter with Motor Vehicle	15 ATTEMPTS	7		1						3			3						4.4
750.321	Homicide - Manslaughter	15 ATTEMPTS	3				1							2						6.3
750.324	Homicide - Negligent Homicide	2 ATTEMPTS	8		2	4	2													1.3
750.329	Homicide - Manslaughter, Death by Weapon Aimed w/out Malice	15 ATTEMPTS	4			1			1			1		1						3.6
750.329A	Suicide - Assisting	5 ATTEMPTS	1						1											3.0
750.335	Lewd and Lascivious Conduct	1 ATTEMPTS	1		1															1.0
750.335A	Indecent Exposure (Sexually Delinquent Person)	1 ATTEMPTS	8	1	5		1							1						1.7

NOTE: Be sure to check for related offense codes when examining a particular type of crime. They may or may not be in sequential order or even on the same page.

B2 2007 Commitments by Minimum Term Distribution for Men and Women — All Offenses

Includes Additional Sentences Imposed

Page 11 of 19

B - 15

			TOTAL*	.5	1	1.5	2	2.5	3	3.5	4	4.5	5	10	15	20	25	>25	LIFE	AVG
GRAND TOTALS			11,850	302	2,001	2,282	2,893	634	750	238	348	172	409	987	342	150	91	87	121	3.4
VIOLATIONS			11,395	262	1,888	2,152	2,799	615	744	229	348	171	409	987	342	150	91	87	121	3.4
ATTEMPTS			412	40	113	130	94	19	6	9		1								1.4
Compiled Laws	Offense	Max. Penalty																		
750.335A2B	Aggravated Indecent Exposure	2 ATTEMPTS	5		1		3		1											1.9
750.335A2C	Indecent Exposure by Sexually Delinquent Person	LIFE ATTEMPTS	2					1					1							3.6
750.338	Gross Indecency Between Males, Commit/Procure	5 ATTEMPTS	1			1														1.5
750.338B	Gross Indecency Male and Female, Commit/Procure	5 ATTEMPTS	6				3		2					1						3.0
750.349	Kidnapping	LIFE ATTEMPTS	12						1				1	1	3	2	1	1	2	18.0
750.349A	Prisoner Taking a Hostage	LIFE ATTEMPTS	1				1											1		2.0
750.349B	Unlawful Imprisonment (restraint)	15 ATTEMPTS	17				2		1	1	2		3	6	1	1				50.0
750.350	Kidnapping - Child Enticement	LIFE ATTEMPTS	2			1						1								6.5
750.3562A	Larceny - \$20,000 or More	10 ATTEMPTS	6		1	1	1				1			2						1.3
750.3563A	Larceny - \$1,000 - < \$20,000	5 ATTEMPTS	47	4	13	16	9	3	2											2.9
750.3563B	Larceny - \$200 - < \$1,000, 2nd+ Offense	5 ATTEMPTS	3		2		1													2.4
750.356A1	Larceny - From Motor Vehicle	5 ATTEMPTS	36	2	14	7	11	1	1											3.4
750.356A2C1	Break and Enter - Vehicle Steal Property \$1,000 - < \$20,000	5 ATTEMPTS	4			2	1	1												2.5
750.356A2C2	Break and Enter - Vehicle Steal Prop \$200 - < \$1,000, 2nd+ Offense	5 ATTEMPTS	2		1	1														1.4
750.356A2D1	Break and Enter - Vehicle Steal Property \$20,000 or More	10 ATTEMPTS	1		1															1.4
750.356A3	Break and Enter - Vehicle With Damage	5 ATTEMPTS	49	1	21	7	14	3	1		2									1.3
750.356B	Break and Enter - Coin Telephone	4 ATTEMPTS	2	1	1															1.3
750.356C	Retail Fraud - 1st Degree	5 ATTEMPTS	1			1														1.4
750.357	Larceny from Person	10 ATTEMPTS	288	15	116	70	50	19	7	3	8									1.4
			2			2														1.4
			89	2	16	22	23	8	10	2	3		2	1						1.9
			13		3	3	4	2		1										1.7

NOTE: Be sure to check for related offense codes when examining a particular type of crime. They may or may not be in sequential order or even on the same page.

B2 2007 Commitments by Minimum Term Distribution for Men and Women — All Offenses

Includes Additional Sentences Imposed

Page 12 of 19

B - 16

			TOTAL*	.5	1	1.5	2	2.5	3	3.5	4	4.5	5	10	15	20	25	>25	LIFE	AVG
GRAND TOTALS			11,850	302	2,001	2,282	2,893	634	750	238	348	172	409	987	342	150	91	87	121	3.4
VIOLATIONS			11,395	262	1,888	2,152	2,799	615	744	229	348	171	409	987	342	150	91	87	121	3.4
ATTEMPTS			412	40	113	130	94	19	6	9		1								1.4
Compiled Laws	Offense	Max. Penalty																		
750.357B	Weapons - Firearms - Larceny	5	9		2	1	6													1.6
	ATTEMPTS		2		2															.9
750.360	Larceny in Building	4	149	3	45	50	31	16	3	1										1.5
	ATTEMPTS		10		3	7														1.1
750.3623A	Larceny By Conversion	5	15		7	4	2		1		1									1.5
	\$1,000 - < \$20,000	ATTEMPTS																		
750.362A2A	Failure to Return Rented Property	10	2		1	1														1.1
	\$20,000 or More	ATTEMPTS																		
750.362A3A	Failure to Return Rented Property	5	1		1															1.0
	\$1,000 - < \$20,000	ATTEMPTS																		
750.3633A	Larceny by False Personation	5	1	1																.3
	\$1,000 - < \$20,000	ATTEMPTS																		
750.377A	Malicious Destruction Personal	10	1				1													2.0
	Property	ATTEMPTS																		
750.377A1B1	Malicious Destruction Personal	5	17		4	6	5	1		1										1.6
	Property \$1,000 - < \$20,000	ATTEMPTS	2			1	1													1.6
750.377AA	Malicious Destruction Personal	4	1						1											2.7
	Property	ATTEMPTS																		
750.377B	Malicious Destruction Fire/Police	4	21		6	6	6	1	2											1.6
	Property	ATTEMPTS	1	1																.5
750.3802A	Malicious Destruction Building	10	2			1	1													1.7
	\$20,000 or More	ATTEMPTS	1				1													1.7
750.3803A	Malicious Destruction Building	5	14		4	5	5													1.4
	\$1,000 - < \$20,000	ATTEMPTS																		
750.3803B	Malicious Destruction Building	5	1		1															1.0
	\$200 - < \$1,000, 2nd+ Offense	ATTEMPTS																		
750.383A	MDOP - Utility Property	4	3		3															.9
	ATTEMPTS																			
750.3875A	Malicious Destr. Tombs/Memorials	5	1		1															.7
	\$1,000 - < \$20,000	ATTEMPTS																		
750.411A1B	False Report of a Felony	4	13	2	6	3	2													1.0
	ATTEMPTS		1			1														1.3
750.411A3A	False Report/Threat of Bomb/ Harmful Device	4	2		1			1												1.7
	ATTEMPTS																			
750.411H2B	Stalking a Minor	5	1		1															.8
	ATTEMPTS																			
750.411I	Stalking - Aggravated	5	41	1	6	15	11	3	2		1		1	1						1.8
	ATTEMPTS		1	1																.3

NOTE: Be sure to check for related offense codes when examining a particular type of crime. They may or may not be in sequential order or even on the same page.

B2 2007 Commitments by Minimum Term Distribution for Men and Women — All Offenses

Includes Additional Sentences Imposed

Page 13 of 19

B - 17

			TOTAL*	.5	1	1.5	2	2.5	3	3.5	4	4.5	5	10	15	20	25	>25	LIFE	AVG
GRAND TOTALS			11,850	302	2,001	2,282	2,893	634	750	238	348	172	409	987	342	150	91	87	121	3.4
VIOLATIONS			11,395	262	1,888	2,152	2,799	615	744	229	348	171	409	987	342	150	91	87	121	3.4
ATTEMPTS			412	40	113	130	94	19	6	9		1								1.4
Compiled Laws	Offense	Max. Penalty																		
750.413	Motor Vehicle - Unlawfully Driving Away	5 ATTEMPTS	153	4	39	46	40	10	10	1	3									1.6
			6		4		1					1								1.6
750.414	Motor Vehicle - Unlawful Use	2 ATTEMPTS	24	1	5	17	1													1.2
750.4152	Motor Vehicle - Conceal/Misrepresent Identity to Mislead	4 ATTEMPTS	1	1																.1
750.422-B	Perjury - Court Proceeding	15 ATTEMPTS	1				1													1.7
			1			1														1.5
750.422	Perjury - Court Proceeding	LIFE ATTEMPTS	1						1											3.0
750.423	Perjury - Other Than Court Proceeding	15 ATTEMPTS	1			1														1.5
750.424-A	Perjury - Subornation, Other Than Court Proceeding	15 ATTEMPTS	1				1													1.6
750.4362A	Poison - Food/Drink/Medicine/Water Supply	15 ATTEMPTS	1				1													2.0
750.439	Polygamy	4 ATTEMPTS	1				1													2.0
750.451-D	Prostitution - 3rd+ Offense	2 ATTEMPTS	10		2	6	2													1.3
750.455	Prostitution - Pandering	20 ATTEMPTS	1						1											3.0
750.479-B	Police Officer/Public Officer - Resist and Obstruct	2 ATTEMPTS	1			1														1.5
750.4792	Public Officer - Assault or Obstruct	2 ATTEMPTS	4	1	1	2														.9
750.4793	Public Officer - Assault or Obstruct Cause Injury	4 ATTEMPTS	1			1														1.5
750.479A2	Police Officer - Fleeing (Penal Code) 4th Degree	2 ATTEMPTS	12			6	2	3			1									1.8
750.479A3	Police Officer - Fleeing (Penal Code) 3rd Degree	5 ATTEMPTS	87	1	15	27	29	3	6	1	4			1						1.8
			1			1														1.1
750.479A4-A	Police Officer - Fleeing (Penal Code) 2nd Degree	10 ATTEMPTS	6			1	1	1	1		1		1							2.9
750.479B1	Peace Officer - Disarming Non-Firearm	4 ATTEMPTS	1								1									4.0
750.479B2	Peace Officer - Disarming Firearm	10 ATTEMPTS	1			1														1.5
			2		1	1														1.2

NOTE: Be sure to check for related offense codes when examining a particular type of crime. They may or may not be in sequential order or even on the same page.

B2 2007 Commitments by Minimum Term Distribution for Men and Women — All Offenses

Includes Additional Sentences Imposed

Page 14 of 19

B - 18

			TOTAL*	.5	1	1.5	2	2.5	3	3.5	4	4.5	5	10	15	20	25	>25	LIFE	AVG
GRAND TOTALS			11,850	302	2,001	2,282	2,893	634	750	238	348	172	409	987	342	150	91	87	121	3.4
VIOLATIONS			11,395	262	1,888	2,152	2,799	615	744	229	348	171	409	987	342	150	91	87	121	3.4
ATTEMPTS			412	40	113	130	94	19	6	9		1								1.4
Compiled Laws	Offense	Max. Penalty																		
750.483A2B	Interfere w/Crime Report Threat to Kill/Injure	10 ATTEMPTS	1								1									3.9
750.483A6B	Tamper w/Evidence - Criminal Case Max > 10 yr Term	10 ATTEMPTS	2			2														1.5
750.49-B	Animals - Attending Fight	4 ATTEMPTS	1		1															1.0
750.50-B	Animals - Abandon/Cruelty - 3rd Offense	4 ATTEMPTS	2			1	1													1.5
750.502D	Anhydrous Ammonia Container, Unauthorized Tampering	4 ATTEMPTS	1			1	1													1.9
750.505-A	Obstruction of Justice	5 ATTEMPTS	2			1	1													1.6
750.505-B	Accessory After the Fact to Felony	5 ATTEMPTS	4		1	2	1													1.4
750.520B	CSC - 1st Degree - Multiple Variables	LIFE ATTEMPTS	2		1	1								1						1.2
750.520B1A	CSC - 1st Degree - Person Under 13	LIFE ATTEMPTS	10		2	2	4	1					1							2.0
750.520B1B	CSC - 1st Degree - Relationship	LIFE ATTEMPTS	43					1	1					11	17	2	4	6	1	17.0
750.520B1C	CSC - 1st Degree - During Felony	LIFE ATTEMPTS	119		2		2	2		3	6	1	5	28	27	20	10	8	5	13.5
750.520B1D	CSC - 1st Degree - Accomplices	LIFE ATTEMPTS	3			2	1													1.6
750.520B1E	CSC - 1st Degree - Weapon Used	LIFE ATTEMPTS	40				1			2		1	1	12	11	5	4	3		13.6
750.520B1F	CSC - 1st Degree - Personal Injury	LIFE ATTEMPTS	5				1							2		1		1		15.4
750.520B1G	CSC - 1st Degree - Injury to Incap. Victim	LIFE ATTEMPTS	1				1								1					2.0
750.520B1H	CSC - 1st Degree - Mentally Disabled Relationship	LIFE ATTEMPTS	1											1						6.0
750.520B2B	CSC - 1st Degree - Person < 13, Defendant 17 yrs. or Older	LIFE ATTEMPTS	6			1								2	2	1	1			14.9
750.520C	CSC - 2nd Degree - Multiple Variables	15 ATTEMPTS	1																	1.5
750.520C1A	CSC - 2nd Degree - Person Under 13	15 ATTEMPTS	12							1	1		1	3	3	1	3			13.5
			2					1												2.8
			1																	23.0
			3											2		1				10.9
			3												1	1	1			18.7
			43		2	5	10	2	5	1	3	2	3	8	1		1			4.1
			2		1	1														1.1
			151		11	10	27	11	21	8	11	2	15	33	2					3.8
			10		2	5	2			1										1.6

NOTE: Be sure to check for related offense codes when examining a particular type of crime. They may or may not be in sequential order or even on the same page.

B2 2007 Commitments by Minimum Term Distribution for Men and Women — All Offenses

Includes Additional Sentences Imposed

Page 15 of 19

B - 19

GRAND TOTALS			TOTAL*	.5	1	1.5	2	2.5	3	3.5	4	4.5	5	10	15	20	25	>25	LIFE	AVG
VIOLATIONS			11,850	302	2,001	2,282	2,893	634	750	238	348	172	409	987	342	150	91	87	121	3.4
ATTEMPTS			11,395	262	1,888	2,152	2,799	615	744	229	348	171	409	987	342	150	91	87	121	3.4
Compiled Laws	Offense	Max. Penalty	412	40	113	130	94	19	6	9		1								1.4
750.520C1B	CSC - 2nd Degree - Relationship ATTEMPTS	15	35		1	8	6	2	5	1	2		3	7						3.3
750.520C1C	CSC - 2nd Degree - During Felony ATTEMPTS	15	3			1	1				1			3						1.7
750.520C1D	CSC - 2nd Degree - Accomplices ATTEMPTS	15	8			1	1		2			1								4.3
750.520C1E	CSC - 2nd Degree - Weapon Used ATTEMPTS	15	2				1				1			1						3.0
750.520C1F	CSC - 2nd Degree - Personal Injury ATTEMPTS	15	1		1															1.0
750.520C1G	CSC - 2nd Degree - Injury to Incap. Victim ATTEMPTS	15	2					1	1											6.8
750.520C1H	CSC - 2nd Degree - Mentally Disabled Relationship ATTEMPTS	15	12				4		2	1	1	1	1	1		1				4.6
750.520C1K	CSC - 2nd Degree - County Prisoner ATTEMPTS	15	3			3														1.3
750.520C1L	CSC - 2nd Degree - Detained Juvenile ATTEMPTS	15	2					1	1											2.7
750.520C2B	CSC - 2nd Degree - Person < 13, Defendant 17 yrs. or Older ATTEMPTS	15	2					1												3.2
750.520D	CSC - 3rd Degree - Multiple Variables ATTEMPTS	15	1							1			4	4			1			7.9
750.520D1A	CSC - 3rd Degree - Person 13-15 ATTEMPTS	15	63		2	2	9	1	9	2	3	2	7	23	3					3.3
750.520D1B	CSC - 3rd Degree - Force/Coercion ATTEMPTS	15	8		1	2	3	1	1											5.2
750.520D1C	CSC - 3rd Degree - Incapacitated Victim ATTEMPTS	15	151		10	11	13	9	18	6	13	5	22	36	6	2				1.8
750.520D1D	CSC - 3rd Degree - Incest ATTEMPTS	15	21		1	11	6	1	1	1										4.7
750.520D1E	CSC - 3rd Degree - Student 16 < 18 ATTEMPTS	15	52			4	7	4	1	2	2	2	9	16	4	1				1.6
750.520E	CSC - 4th Degree - Multiple Variables ATTEMPTS	2	3				2	1												5.7
750.520E1A-A	CSC - 4th Degree - Victim 13-16 ATTEMPTS	2	8		1			1	1			1		4						2.1
750.520E1A	CSC - 4th Degree - Force/Coercion ATTEMPTS	2	13					1	3	3	1	1	2	2						4.9
			1			1														4.4
			1		1															1.5
			1		1															1.0
			8		2	6														1.2
			19	1	2	11	4						1							1.5
			1			1														1.3
			22	1	4	13	3		1											1.3
			1			1														1.1

NOTE: Be sure to check for related offense codes when examining a particular type of crime. They may or may not be in sequential order or even on the same page.

B2 2007 Commitments by Minimum Term Distribution for Men and Women — All Offenses

Includes Additional Sentences Imposed

Page 16 of 19

B - 20

			TOTAL*	.5	1	1.5	2	2.5	3	3.5	4	4.5	5	10	15	20	25	>25	LIFE	AVG
GRAND TOTALS			11,850	302	2,001	2,282	2,893	634	750	238	348	172	409	987	342	150	91	87	121	3.4
VIOLATIONS			11,395	262	1,888	2,152	2,799	615	744	229	348	171	409	987	342	150	91	87	121	3.4
ATTEMPTS			412	40	113	130	94	19	6	9		1								1.4
Compiled Laws	Offense	Max. Penalty																		
750.520E1E-A	CSC - 4th Degree - Mental Health Professional	2 ATTEMPTS	1			1														1.3
750.520E1G	CSC - 4th Degree - Incest	2 ATTEMPTS	1			1														1.3
750.520F	CSC - 2nd+ Offense	LIFE ATTEMPTS	2										2							5.0
750.520G	CSC - Assault w/Intent to Commit Sexual Penetration	10 ATTEMPTS	3			1	1						1							2.7
750.520G1	CSC - Assault w/Intent to Commit Sexual Penetration	10 ATTEMPTS	72		3	16	25	5	5	3	3		3	9						2.7
750.520G2	CSC - 2nd Degree Assault	5 ATTEMPTS	23		1	3	10	3	2	4										2.2
750.529	Robbery - Armed	LIFE ATTEMPTS	547		7	5	22	30	25	21	31	32	40	194	97	24	14	4	1	8.0
			4		1		3													1.7
750.529A	Carjacking	LIFE ATTEMPTS	94				3	6	7	7	8	5	9	26	18	3		2		7.9
			1				1													2.0
750.530	Robbery - Unarmed	15 ATTEMPTS	299	3	20	28	54	35	51	7	29	11	25	31	4	1				3.3
			6		2	1	3													1.4
750.531-A	Bank Robbery	LIFE ATTEMPTS	37		3	6	4		6	2	2		1	11	1	1				4.7
750.531-B	Safe Breaking	LIFE ATTEMPTS	20			2	2	5	4	1	1		2	3						3.3
			3		1		2													1.5
750.531	Bank Robbery/Safe Breaking	LIFE ATTEMPTS	1							1										3.2
750.535-A	Stolen Property - Rec & Conc Over \$100 (obsolete)	5 ATTEMPTS	1			1														1.5
750.5352A	Stolen Property - Rec & Conc \$20,000 or More	10 ATTEMPTS	14		6	1	5	1						1						1.8
			2		1	1														1.2
750.5352B	Stolen Property - Rec & Conc \$1,000 - < \$20,000, 3rd+ Offense	10 ATTEMPTS	2			1	1													1.5
750.5353A	Stolen Property - Rec & Conc \$1,000 - < \$20,000	5 ATTEMPTS	85	5	15	27	31	2	3	1	1									1.5
			3			1	2													1.5
750.5353B	Stolen Property - Rec & Conc \$200 - < \$1,000, 2nd+ Offense	5 ATTEMPTS	5	1	2		1				1									1.6
750.5357	Stolen Property - Rec & Conc Motor Vehicle	5 ATTEMPTS	184	10	107	32	21	5	5	2	1			1						1.2
			1	1																.3
750.535A2	Motor Vehicles - Operating a Chop Shop	10 ATTEMPTS	4		2		1				1									2.0
			2			2														1.5

NOTE: Be sure to check for related offense codes when examining a particular type of crime. They may or may not be in sequential order or even on the same page.

B2 2007 Commitments by Minimum Term Distribution for Men and Women — All Offenses

Includes Additional Sentences Imposed

Page 17 of 19

B - 21

			TOTAL*	.5	1	1.5	2	2.5	3	3.5	4	4.5	5	10	15	20	25	>25	LIFE	AVG
GRAND TOTALS			11,850	302	2,001	2,282	2,893	634	750	238	348	172	409	987	342	150	91	87	121	3.4
VIOLATIONS			11,395	262	1,888	2,152	2,799	615	744	229	348	171	409	987	342	150	91	87	121	3.4
ATTEMPTS			412	40	113	130	94	19	6	9		1								1.4
Compiled Laws	Offense	Max. Penalty																		
750.535B	Weapons - Firearms - Receive & Conceal	10 ATTEMPTS	18			6	6	4	1		1									2.0
750.539J2A1	Surveilling Unclothed Person	2 ATTEMPTS	1		2															1.2
750.539J2B	Capture/Distribute Image of Unclothed Person	5 ATTEMPTS	2																	1.0
750.540	Telephone - Tap/Cut Lines	2 ATTEMPTS	1			1														1.5
750.5405A	Interfering w/Electronic Communications	2 ATTEMPTS	7		1	2	3		1											1.7
750.5405B	Interfering w/Electronic Communications Causing Injury/Death	4 ATTEMPTS	4		1	3														1.2
750.540C1	Telephone - Counterfeit Device Avoid Payment	4 ATTEMPTS	4		2		2													1.5
750.72-A	Arson - Dwelling House	20 ATTEMPTS	1			1														1.5
750.72-B	Arson - Dwelling House Curtilage	20 ATTEMPTS	29			1	6	1	5	1	1	2	3	4	3	2				5.8
750.72	Arson Dwelling House/Curtilage	20 ATTEMPTS	2		1		1						1	1						1.5
750.73	Arson - Real Property	10 ATTEMPTS	2										1	1						6.0
750.74	Arson - Personal Property Over \$50	4 ATTEMPTS	17			3	6	1	1		3		2			1				3.6
750.741B1	Arson - Pers. Prop. \$200 - < \$1,000	1 ATTEMPTS	1		1															1.0
750.741C1	Arson - Pers. Prop. \$1,000 - < \$20,000	5 ATTEMPTS	5			1	2	2												1.9
750.741D1	Arson - Pers. Prop. \$20,000 or More	10 ATTEMPTS	2			2														1.4
750.75	Arson - Insured Property	10 ATTEMPTS	2			1	1													1.5
750.77-B	Arson - Prepare to Burn Real/Personal Property Over \$50	4 ATTEMPTS	1			1														1.5
750.771C1	Arson - Prepare to Burn Property \$1,000 - < \$20,000	5 ATTEMPTS	1			1														1.3
750.771D1	Arson - Prepare to Burn Property \$20,000 or More	10 ATTEMPTS	1						1											3.0

NOTE: Be sure to check for related offense codes when examining a particular type of crime. They may or may not be in sequential order or even on the same page.

B2 2007 Commitments by Minimum Term Distribution for Men and Women — All Offenses

Includes Additional Sentences Imposed

Page 18 of 19

B - 22

GRAND TOTALS			TOTAL*	.5	1	1.5	2	2.5	3	3.5	4	4.5	5	10	15	20	25	>25	LIFE	AVG
VIOLATIONS			11,850	302	2,001	2,282	2,893	634	750	238	348	172	409	987	342	150	91	87	121	3.4
ATTEMPTS			11,395	262	1,888	2,152	2,799	615	744	229	348	171	409	987	342	150	91	87	121	3.4
Compiled Laws	Offense	Max. Penalty	412	40	113	130	94	19	6	9		1								1.4
750.814	Domestic Violence, 3rd Offense	2 ATTEMPTS	88	1	23	43	14	2	2		2		1							1.4
750.81A	Assault - Aggravated	1 ATTEMPTS	3	1	2															.8
750.81A3	Domestic Violence - Aggravated 2nd Offense	2 ATTEMPTS	14	1	2	7	1	2	1											1.4
750.81C2	Assault/Battery of DHS Employee	2 ATTEMPTS	2			2														1.2
750.81D1	Police Officer - Assault/Resist/Obstruct	2 ATTEMPTS	215	6	59	105	31	6	4		2		2							1.3
750.81D2	Police Officer - Assault/Resist/Obstruct Causing Injury	4 ATTEMPTS	28		7	10	11													1.4
750.81D3	Police Officer - Assault/Resist/Obstruct Serious Impairment	15 ATTEMPTS	2						1					1						5.1
750.82	Felonious Assault	4 ATTEMPTS	250	8	53	80	76	16	11		3		2						1	1.6
			14		3	11														1.2
750.83	Assault w/Intent to Murder	LIFE ATTEMPTS	112	2			1				1	2	6	42	30	11	6	9	2	13.5
			1				1													1.9
750.84	Assault w/Intent to do Great Body Harm Less Than Murder	10 ATTEMPTS	286	4	16	24	55	16	44	23	27	8	26	40	3					3.3
			15		2	1	8	3		1										1.9
750.85	Torture	LIFE ATTEMPTS	13											3	7	2		1		14.2
750.86	Assault w/Intent to Maim	10 ATTEMPTS	2				1			1										2.6
750.87	Assault w/Intent to Commit Felony	10 ATTEMPTS	3			1			1					1						3.6
750.88	Assault w/Intent to Rob While Unarmed	15 ATTEMPTS	27	1	3	1	6	4	4		1			4	3					4.1
750.89	Assault w/Intent to Rob While Armed	LIFE ATTEMPTS	85		1		3	3	3	7	4	8	6	25	12	7	2	4		9.7
750.90A	Asslt - Pregnant Indiv. Intentional Miscarriage/Stillbirth	LIFE ATTEMPTS	1											1						6.0
750.91	Homicide - Attempted Murder	LIFE ATTEMPTS	1					1												2.5
752.10542	Copy Audio/Video For Gain - Felony	5 ATTEMPTS	4	2	2															.6
752.542A	Prisons - Riots	10 ATTEMPTS	2				2													1.9

NOTE: Be sure to check for related offense codes when examining a particular type of crime. They may or may not be in sequential order or even on the same page.

B2 2007 Commitments by Minimum Term Distribution for Men and Women — All Offenses

Includes Additional Sentences Imposed

Page 19 of 19

B - 23

			TOTAL*	.5	1	1.5	2	2.5	3	3.5	4	4.5	5	10	15	20	25	>25	LIFE	AVG
GRAND TOTALS			11,850	302	2,001	2,282	2,893	634	750	238	348	172	409	987	342	150	91	87	121	3.4
VIOLATIONS			11,395	262	1,888	2,152	2,799	615	744	229	348	171	409	987	342	150	91	87	121	3.4
ATTEMPTS			412	40	113	130	94	19	6	9		1								1.4
Compiled Laws	Offense	Max. Penalty																		
752.7973D	Computers - Use to Commit Crime Max 4 - < 10 yrs	7 ATTEMPTS	7		1	3	2		1											1.6
752.7973E	Computers - Use to Commit Crime Max 10 - < 20 yrs	10 ATTEMPTS	3				1						1	1						4.3
752.7973F	Computers - Use to Commit Crime Max 20 yrs or More	20 ATTEMPTS	9								3		1	4	1					6.2
752.811A	Break & Enter - Coin-Operated Device	3 ATTEMPTS	5	1		1	3													1.5
767A.91B	Prosecutor's Investigative Subpoena Life Offense - Perjury	LIFE ATTEMPTS	2											2						8.0
769.12	Habitual Offender - 4th Offense	LIFE ATTEMPTS	1																1	
800.2811	Prisons - Furnish Contraband To Prisoner In Prison	5 ATTEMPTS	2			1	1													1.6
800.2813	Prisons - Bringing Contraband Into	5 ATTEMPTS	6		3	2	1													1.2
800.2814	Prisons - Prisoner Possessing Contraband	5 ATTEMPTS	32 8	3 1	15 3	13 4	1													1.0 1.0
800.2833	Prisons - Bringing Weapon Into	5 ATTEMPTS	1			1														1.3
800.2834	Prisons - Prisoner Possessing Weapon	5 ATTEMPTS	46 12		8 3	24 7	13 2		1											1.4 .8
801.2622	Jails - Prisoner Possess Weapon	5 ATTEMPTS	3		1	1		1												1.5
801.2631	Jails - Furnish Contraband To Prisoner	5 ATTEMPTS	1				1													1.8
801.2632	Jails - Prisoner Possessing Contraband	5 ATTEMPTS	14		6	5	2		1											1.3

NOTES: Be sure to check for related offense codes when examining a particular type of crime. They may or may not be in sequential order or even on the same page.

*Sentences with Insufficient Information = 43.

Largest minimum term is reported.

When minimum terms exceed maximum penalties, that may be due to anomalies in criminal justice practices, habitualized offenses, database errors, etc.

Each minimum term category is rounded up from the preceding category (for example, the ten-year category includes all minimums longer than five years up to exactly ten years).

Minimum term averages are based on raw data (with life sentences excluded from the calculations).

SOURCE: Corrections Management Information System (CMIS)

B2a 2007 Commitments by Minimum Term Distribution for Men and Women — Non-Assaultive
Includes Additional Sentences Imposed
 Page 1 of 9

B - 24

			TOTAL	.5	1	1.5	2	2.5	3	3.5	4	4.5	5	10	15	20	25	>25	LIFE	AVG
GRAND TOTALS			5,312	158	1,148	1,229	1,837	286	271	75	96	19	100	78	9	1	2		3	1.8
VIOLATIONS			5,120	144	1,095	1,158	1,797	277	270	72	96	18	100	78	9	1	2		3	1.8
ATTEMPTS			192	14	53	71	40	9	1	3		1								1.3
Compiled Laws	Offense	Max. Penalty																		
28.2931	State ID Card - False Application	5 ATTEMPTS	1				1													1.9
28.2951A-A	State ID Card - Altered/Forged/Used to Commit Felony	10 ATTEMPTS	1			1														1.5
28.2952-A	State ID Card - Altered/Forged w/Intent to Deliver/Possess 2 or More	5 ATTEMPTS	1						1											3.0
28.729	Sex Offender - Fail to Register	4 ATTEMPTS	74	4	23	26	15	5	1											1.3
28.7291A	Sex Offender - Fail to Register	4 ATTEMPTS	2		1		1													1.2
28.7291B	Sex Offender - Fail to Register 2nd Offense	7 ATTEMPTS	9		2		3		3			1								1.6
28.7292C	Sex Offender - Fail to Comply w/Reporting 3rd	4 ATTEMPTS	5		5															.9
257.254	MV Code - Intent to Pass False Title	10 ATTEMPTS	4		1		1		1					1						2.2
257.257	License Documents/Plates Forgery	5 ATTEMPTS	8	1	4		2		1											.1
257.3107A	Driver's License-Forged w/Int Commit Crime Max 10 yrs or More	10 ATTEMPTS	1			1														1.5
257.3109	Driver's License-Forged Possess 2 or More	5 ATTEMPTS	2				2													1.9
257.3291	Insurance Certificates - Possess/Sale of Stolen/Counterfeit	5 ATTEMPTS	1			1														1.4
257.624A	Alcohol - Open Container in Vehicle	MISD ATTEMPTS	1			1														1.5
257.6251-A	Operating - While Intoxicated	MISD ATTEMPTS	2		1		1													1.1
257.62510C	Operating - OWI, 3rd Offense	1 ATTEMPTS	4		1		1		2											1.4
257.6256D	OWI - Impaired w/Contr. Sub, 3rd Offense	5 ATTEMPTS	3			2		1												1.5
257.6257A2	OWI - w/Occupant Less Than 16, 2nd+ Offense	5 ATTEMPTS	648	7	136		224		196		40	29		8	6		1	1		1.6
257.903	Motor Vehicle Code - False Certification	5 ATTEMPTS	2		3		4		2			1					1			1.5
257.9041B	Operate - Allow Suspended/Revoked/Denied to Operate	MISD ATTEMPTS	2		1		1													1.0

NOTE: Be sure to check for related offense codes when examining a particular type of crime. They may or may not be in sequential order or even on the same page.

B2a 2007 Commitments by Minimum Term Distribution for Men and Women — Non-Assaultive
Includes Additional Sentences Imposed
 Page 2 of 9

B - 25

			TOTAL	.5	1	1.5	2	2.5	3	3.5	4	4.5	5	10	15	20	25	>25	LIFE	AVG
GRAND TOTALS			5,312	158	1,148	1,229	1,837	286	271	75	96	19	100	78	9	1	2		3	1.8
VIOLATIONS			5,120	144	1,095	1,158	1,797	277	270	72	96	18	100	78	9	1	2		3	1.8
ATTEMPTS			192	14	53	71	40	9	1	3		1								1.3
Compiled Laws	Offense	Max. Penalty																		
257.9041C	Operate - Allow Suspended/Revoked/ Denied to Operate, 2nd+ Offense	ATTEMPTS 1	3		1		1		1											2.0
400.601-B	Fraud - Welfare - Over \$500	ATTEMPTS 4	1				1													1.7
400.602-B	Fraud - Welfare (Failure to Inform) \$500 or More	ATTEMPTS 4	1		1															1.0
432.2182	Gambling Activities, Felony Violations	ATTEMPTS 10	1		1															.8
445.65	Identity Theft	ATTEMPTS 5	38	2	11	10	12	1	1		1									1.5
445.67	Identity Theft - Obtain/Possess/ Transfer ID w/Intent	ATTEMPTS 5	4		2		2													1.4
451.601D	Blue Sky Laws - Unregistered Investment Advisor	ATTEMPTS 10	1						1											3.0
500.45111	Insurance - Fraudulent Acts	ATTEMPTS 4	2				2													1.7
570.111010D1	Contractor - False Sworn Statements \$20,000 or More	ATTEMPTS 10	1					1												2.3
570.152	Contractor - Fraudulent Use of Building Contract Fund	ATTEMPTS 3	3		1	1	1													1.5
600.1701	Contempt of Court	MISD ATTEMPTS	1	1																.1
750.110	Break & Enter - A Building w/Intent	ATTEMPTS 15	436	17	71	90	128	35	41	14	19	3	8	10						2.0
750.110A3	Home Invasion - 2nd Degree	ATTEMPTS 15	38	2	8	11	10	4	1	2										1.6
750.110A3	Home Invasion - 2nd Degree	ATTEMPTS 15	468	5	35	52	115	53	83	19	29	9	27	35	5	1				2.9
750.110A4	Home Invasion - 3rd Degree	ATTEMPTS 5	16	1	3	3	9													1.5
750.110A4	Home Invasion - 3rd Degree	ATTEMPTS 5	74	1	13	19	27	6	4	2	2									1.7
750.111	Break & Enter - Entry w/o Breaking w/Intent	ATTEMPTS 5		4	2	1	1	1												1.2
750.111	Break & Enter - Entry w/o Breaking w/Intent	ATTEMPTS 5	22	2	9	4	3	2	2											1.4
750.116	Burglar's Tools - Possession	ATTEMPTS 10	27	2	7	7	7		3				1							1.6
750.116	Burglar's Tools - Possession	ATTEMPTS 10		2			2													1.2
750.1227A	Witness - Bribe/Intimidate/Interfere	ATTEMPTS 4	2			2														1.4
750.1313C	Check - Non-Sufficient Funds \$500 or More	ATTEMPTS 2	10	1	2	3	2		2											1.5
750.131A1	Check - No Account	ATTEMPTS 2	13	3	2	8														1.0

NOTE: Be sure to check for related offense codes when examining a particular type of crime. They may or may not be in sequential order or even on the same page.

B2a 2007 Commitments by Minimum Term Distribution for Men and Women — Non-Assaultive
Includes Additional Sentences Imposed
 Page 3 of 9

B - 26

			TOTAL	.5	1	1.5	2	2.5	3	3.5	4	4.5	5	10	15	20	25	>25	LIFE	AVG
GRAND TOTALS			5,312	158	1,148	1,229	1,837	286	271	75	96	19	100	78	9	1	2		3	1.8
VIOLATIONS			5,120	144	1,095	1,158	1,797	277	270	72	96	18	100	78	9	1	2		3	1.8
ATTEMPTS			192	14	53	71	40	9	1	3		1								1.3
Compiled Laws	Offense	Max. Penalty																		
750.131A2	Check - Non-Sufficient Funds - 3 Within 10 Days	2 ATTEMPTS	4			3	1													1.4
750.157N1	Financial Transaction Device - Steal/ Retain w/o Consent	4 ATTEMPTS	47		19	11	13	2	2											1.4
750.157N2	Financial Transaction Device - Possess Fraudulent One	4 ATTEMPTS	5		1	1	2		1											1.8
750.157P	Financial Transaction Device - Possess w/Intent to Use/Sell	4 ATTEMPTS	11		4	3	3		1											1.5
750.157Q	Financial Transaction Device - Illegal Sale/Use	4 ATTEMPTS	1		1															1.0
750.157R	Financial Transaction Device - Forge/ Alter/Counterfeit	4 ATTEMPTS	20	1	11	6	2													1.1
750.157V	Financial Transaction Device - Forge/ Alter/Counterfeit	4 ATTEMPTS	1				1													1.9
750.157V	Financial Transaction Device - False ID	4 ATTEMPTS	1						1											2.8
750.159I1	Criminal Enterprise - Conducting	20 ATTEMPTS	33		1	2	1	1	2	2	4	4	5	8	2		1			5.5
750.159I4-A	Criminal Enterprise - Conspiracy	20 ATTEMPTS	6			1	1		1				1	2						5.2
750.161	Desertion/Abandon/Non-Support	3 ATTEMPTS	4			3	1													1.4
750.165	Child Support - Fail to Pay	4 ATTEMPTS	1		1															1.0
750.165	Child Support - Fail to Pay	4 ATTEMPTS	79		19	34	22	1	2	1										1.5
750.174-B	Embezzlement - Agent or Trustee Over \$100	10 ATTEMPTS	4		1	3														1.2
750.174-B	Embezzlement - Agent or Trustee Over \$100	10 ATTEMPTS	2		1				1											2.0
750.1744A	Embezzlement - Agent or Trustee \$1,000 - < \$20,000	5 ATTEMPTS	14	1	4	2	6	1												1.4
750.1744B	Embezzlement - Agent or Trustee \$200 - < \$1,000, 2nd+ Offense	5 ATTEMPTS	2			1	1													1.6
750.1744B	Embezzlement - Agent or Trustee \$200 - < \$1,000, 2nd+ Offense	5 ATTEMPTS	1				1													1.6
750.1745A	Embezzlement - Agent or Trustee \$20,000 - < \$50,000	10 ATTEMPTS	12		1	3	2	2	3				1							2.2
750.174A4A	Embezzlement - Vulnerable Adult \$1,000 - < \$20,000	5 ATTEMPTS	1			1														1.5
750.174A5A	Embezzlement - Vulnerable Adult \$20,000 or More	10 ATTEMPTS	2				1						1							3.3
750.175	Embezzlement - Public Official Over \$50	10 ATTEMPTS	2			1	1													1.6
750.176	Embezzlement - Administrator/ Executor/Guardian	10 ATTEMPTS	1	1																.4

NOTE: Be sure to check for related offense codes when examining a particular type of crime. They may or may not be in sequential order or even on the same page.

B2a 2007 Commitments by Minimum Term Distribution for Men and Women — Non-Assaultive
Includes Additional Sentences Imposed
 Page 4 of 9

B - 27

			TOTAL	.5	1	1.5	2	2.5	3	3.5	4	4.5	5	10	15	20	25	>25	LIFE	AVG
GRAND TOTALS			5,312	158	1,148	1,229	1,837	286	271	75	96	19	100	78	9	1	2		3	1.8
VIOLATIONS			5,120	144	1,095	1,158	1,797	277	270	72	96	18	100	78	9	1	2		3	1.8
ATTEMPTS			192	14	53	71	40	9	1	3		1								1.3
Compiled Laws	Offense	Max. Penalty																		
750.180	Embezzlement - Financial Institutions	20 ATTEMPTS	2		1	1														1.2
750.183-A	Escape - Aiding Prisoner - Felony	7 ATTEMPTS	2				1	1												2.2
750.186A	Escape - Juvenile Facility	4 ATTEMPTS	2		1		1													1.5
750.193	Escape - Prison	5 ATTEMPTS	10	1	4	1	1	1					1						1	1.6
750.1951	Escape - From Misdemeanor	2 ATTEMPTS	1		1															1.4
750.1952	Escape - From Felony Jail Sentence	4 ATTEMPTS	17		3	11	3													1.0
750.1971	Escape - Awaiting Trial For Misdemeanor	2 ATTEMPTS	1			1														1.3
750.1972	Escape - Awaiting Trial for Felony	4 ATTEMPTS	1			1														1.3
750.199A	Bond - Absconding or Forfeiting	4 ATTEMPTS	11	1	4	2	4													1.3
750.2153	Impersonate Peace Officer to Commit Crime	4 ATTEMPTS	22	1	3	8	9	1												1.5
750.2153	Impersonate Peace Officer to Commit Crime	4 ATTEMPTS	1		1															1.0
750.2184A	False Pretenses - \$1,000 - < \$20,000	5 ATTEMPTS	30		6	9	8	2	1	2	2									1.8
750.2184B	False Pretenses - \$200 - < \$1,000, 2nd Offense	5 ATTEMPTS	3		2			1												1.4
750.2185A	False Pretenses - \$20,000 or More	10 ATTEMPTS	12		3	4	2		1		1		1							2.0
750.2185A	False Pretenses - \$20,000 or More	10 ATTEMPTS	1				1													2.0
750.2185B	False Pretenses - \$1,000 - < \$20,000, 3rd+ Offense	10 ATTEMPTS	2		1									1						3.5
750.224A	Weapons - Taser, Possess or Sale	4 ATTEMPTS	2			2														1.2
750.224B	Weapons - Firearms, Short-Barrel Shotgun/Rifle	5 ATTEMPTS	8		1		3		2	1				1						3.2
750.224F	Weapons - Firearms, Possess by Felon	5 ATTEMPTS	195	20	57	40	41	6	13	8	3	1	3	1	1		1			1.8
750.224F	Weapons - Firearms, Possess by Felon	5 ATTEMPTS	2		1	1														1.1
750.226	Weapons - Dangerous Weapon, Carry w/Unlawful Intent	5 ATTEMPTS	20	1	4	5	7	1	1	1										1.6
750.226	Weapons - Dangerous Weapon, Carry w/Unlawful Intent	5 ATTEMPTS	1			1														1.5
750.227	Weapons - Carrying Concealed	5 ATTEMPTS	108	5	36	27	29	4	5	1	1									1.4
750.227	Weapons - Carrying Concealed	5 ATTEMPTS	3	3	2															.8

NOTE: Be sure to check for related offense codes when examining a particular type of crime. They may or may not be in sequential order or even on the same page.

B2a 2007 Commitments by Minimum Term Distribution for Men and Women — Non-Assaultive
Includes Additional Sentences Imposed
 Page 5 of 9

B - 28

			TOTAL	.5	1	1.5	2	2.5	3	3.5	4	4.5	5	10	15	20	25	>25	LIFE	AVG
GRAND TOTALS			5,312	158	1,148	1,229	1,837	286	271	75	96	19	100	78	9	1	2		3	1.8
VIOLATIONS			5,120	144	1,095	1,158	1,797	277	270	72	96	18	100	78	9	1	2		3	1.8
ATTEMPTS			192	14	53	71	40	9	1	3		1								1.3
Compiled Laws	Offense	Max. Penalty																		
750.227B-A	Weapons - Felony Firearm	2	697		1		696													1.9
	ATTEMPTS																			
750.227B-B	Weapons - Felony Firearm, 2nd Offense	5	44				1						43							4.9
	ATTEMPTS																			
750.227B-C	Weapons - Felony Firearm, 3rd Offense	10	2											2						10.0
	ATTEMPTS																			
750.227C	Weapons - Firearms, Possess Loaded in Vehicle	2	1			1														1.3
	ATTEMPTS																			
750.248	Forgery	14	30		4	9	11	3	1	1				1						2.0
	ATTEMPTS		3			1	1	1												1.9
750.249	Uttering & Publishing	14	316	8	82	96	83	29	11		2		1	4						1.6
	ATTEMPTS		20	2	5	8	4	1												1.2
750.250	Forgery of State Warrant	7	1						1											2.8
	ATTEMPTS																			
750.252	Utter & Publish - Possess Counterfeit Note w/Intent	7	4		2	1													1	1.1
	ATTEMPTS																			
750.253	Utter & Publish - Counterfeit Bills/Notes	5	3		1	2														1.2
	ATTEMPTS																			
750.254	Utter & Publish - Possess Counterfeit Bank/State/Bills	5	1		1															1.0
	ATTEMPTS																			
750.255	Counterfeiting - Possession of Tools	10	1					1												2.5
	ATTEMPTS																			
750.261	Counterfeiting - Coins/Possess Less Than 5	10	1			1														1.5
	ATTEMPTS																			
750.280	Fraud - Common Law	10	1			1														1.2
	ATTEMPTS																			
750.282B	Public Utility - Fraudulent Use Over \$500	4	1				1													2.0
	ATTEMPTS																			
750.285	Obtain Personal Identity Info w/o Permission	5	3		1		2													1.5
	ATTEMPTS																			
750.3562A	Larceny - \$20,000 or More	10	6		1	1	1				1			2						3.4
	ATTEMPTS	1																		
750.3563A	Larceny - \$1,000 - < \$20,000	5	47	4	13	16	9	3	2											1.4
	ATTEMPTS		3			2	1													1.4
750.3563B	Larceny - \$200 - < \$1,000, 2nd+ Offense	5	3		2		1													1.2
	ATTEMPTS																			
750.356A1	Larceny - From Motor Vehicle	5	36	2	14	7	11	1	1											1.3
	ATTEMPTS		1		1															1.0

NOTE: Be sure to check for related offense codes when examining a particular type of crime. They may or may not be in sequential order or even on the same page.

B2a 2007 Commitments by Minimum Term Distribution for Men and Women — Non-Assaultive
Includes Additional Sentences Imposed
 Page 6 of 9

B - 29

			TOTAL	.5	1	1.5	2	2.5	3	3.5	4	4.5	5	10	15	20	25	>25	LIFE	AVG
GRAND TOTALS			5,312	158	1,148	1,229	1,837	286	271	75	96	19	100	78	9	1	2		3	1.8
VIOLATIONS			5,120	144	1,095	1,158	1,797	277	270	72	96	18	100	78	9	1	2		3	1.8
ATTEMPTS			192	14	53	71	40	9	1	3		1								1.3
Compiled Laws	Offense	Max. Penalty																		
750.356A2C1	Break and Enter - Vehicle Steal Property \$1,000 - < \$20,000	5 ATTEMPTS	4			2	1	1												1.7
			2			1	1													1.6
750.356A2C2	Break and Enter - Vehicle Steal Property \$200 - < \$1,000, 2nd+ Offense	5 ATTEMPTS	2		1	1														1.2
750.356A2D1	Break and Enter - Vehicle Steal Property \$20,000 or More	10 ATTEMPTS	1		1															1.0
750.356A3	Break and Enter - Vehicle With Damage	5 ATTEMPTS	49	1	21	7	14	3	1		2									1.5
			2	1	1															.7
750.356B	Break and Enter - Coin Telephone	4 ATTEMPTS	1			1														1.3
750.356C	Retail Fraud - 1st Degree	5 ATTEMPTS	288	15	116	70	50	19	7	3	8									1.4
			2			2														1.4
750.357	Larceny from Person	10 ATTEMPTS	89	2	16	22	23	8	10	2	3		2	1						1.9
			13		3	3	4	2		1										1.7
750.357B	Weapons - Firearms - Larceny	5 ATTEMPTS	9		2	1	6													1.6
			2		2															.9
750.360	Larceny in Building	4 ATTEMPTS	149	3	45	50	31	16	3	1										1.5
			10		3	7														1.1
750.3623A	Larceny By Conversion \$1,000 - < \$20,000	5 ATTEMPTS	15		7	4	2		1		1									1.5
750.362A2A	Failure to Return Rented Property \$20,000 or More	10 ATTEMPTS	2		1	1														1.1
750.362A3A	Failure to Return Rented Property \$1,000 - < \$20,000	5 ATTEMPTS	1		1															1.0
750.3633A	Larceny by False Personation \$1,000 - < \$20,000	5 ATTEMPTS	1	1																.3
750.377A	Malicious Destruction Personal Property	10 ATTEMPTS	1				1													2.0
750.377A1B1	Malicious Destruction Personal Property \$1,000 - < \$20,000	5 ATTEMPTS	17		4	6	5	1		1										1.6
			2			1	1													1.6
750.377AA	Malicious Destruction Personal Property	4 ATTEMPTS	1						1											2.7
750.3802A	Malicious Destruction Building \$20,000 or More	10 ATTEMPTS	2			1	1													1.7
			1				1													1.7
750.3803A	Malicious Destruction Building \$1,000 - < \$20,000	5 ATTEMPTS	14		4	5	5													1.4
750.3803B	Malicious Destruction Building \$200 - < \$1,000, 2nd+ Offense	5 ATTEMPTS	1		1															1.0

NOTE: Be sure to check for related offense codes when examining a particular type of crime. They may or may not be in sequential order or even on the same page.

B2a 2007 Commitments by Minimum Term Distribution for Men and Women — Non-Assaultive
Includes Additional Sentences Imposed
 Page 7 of 9

B - 30

			TOTAL	.5	1	1.5	2	2.5	3	3.5	4	4.5	5	10	15	20	25	>25	LIFE	AVG	
GRAND TOTALS			5,312	158	1,148	1,229	1,837	286	271	75	96	19	100	78	9	1	2		3	1.8	
VIOLATIONS			5,120	144	1,095	1,158	1,797	277	270	72	96	18	100	78	9	1	2		3	1.8	
ATTEMPTS			192	14	53	71	40	9	1	3		1									1.3
Compiled Laws	Offense	Max. Penalty																			
750.383A	MDOP - Utility Property	4	3		3																.9
		ATTEMPTS																			
750.3875A	Malicious Destr. Tombs/Memorials	5	1		1																.7
	\$1,000 - < \$20,000	ATTEMPTS																			
750.411A1B	False Report of a Felony	4	13	2	6	3	2														1.0
		ATTEMPTS	1			1															1.3
750.411A3A	False Report/Threat of Bomb/ Harmful Device	4	2		1			1													1.7
		ATTEMPTS																			
750.413	Motor Vehicle - Unlawfully Driving Away	5	153	4	39	46	40	10	10	1	3										1.6
		ATTEMPTS	6		4		1					1									1.6
750.414	Motor Vehicle - Unlawful Use	2	24	1	5	17	1														1.2
		ATTEMPTS																			
750.4152	Motor Vehicle - Conceal/Misrepresent Identity to Mislead	4	1	1																	.1
		ATTEMPTS																			
750.422-B	Perjury - Court Proceeding	15	1				1														1.7
		ATTEMPTS	1			1															1.5
750.422	Perjury - Court Proceeding	LIFE	1						1												3.0
		ATTEMPTS																			
750.423	Perjury - Other Than Court Proceeding	15	1			1															1.5
		ATTEMPTS																			
750.424-A	Perjury - Subornation, Other Than Court Proceeding	15	1				1														1.6
		ATTEMPTS																			
750.439	Polygamy	4	1				1														2.0
		ATTEMPTS																			
750.451-D	Prostitution - 3rd+ Offense	2	10		2	6	2														1.3
		ATTEMPTS																			
750.483A6B	Tamper w/Evidence - Criminal Case Max > 10 yr Term	10	2			2															1.5
		ATTEMPTS																			
750.49-B	Animals - Attending Fight	4	1		1																1.0
		ATTEMPTS																			
750.50-B	Animals - Abandon/Cruelty 3rd Offense	4	2			1	1														1.5
		ATTEMPTS	1			1															1.9
750.502D	Anhydrous Ammonia Container, Unauthorized Tampering	4	2			1	1														1.6
		ATTEMPTS																			
750.505-A	Obstruction of Justice	5	4		1	2	1														1.4
		ATTEMPTS	2		1	1															1.2
750.505-B	Accessory After the Fact to Felony	5	10		2	2	4	1					1								2.0
		ATTEMPTS																			

NOTE: Be sure to check for related offense codes when examining a particular type of crime. They may or may not be in sequential order or even on the same page.

B2a 2007 Commitments by Minimum Term Distribution for Men and Women — Non-Assaultive
Includes Additional Sentences Imposed
 Page 8 of 9

B - 31

GRAND TOTALS			TOTAL	.5	1	1.5	2	2.5	3	3.5	4	4.5	5	10	15	20	25	>25	LIFE	AVG
VIOLATIONS			5,312	158	1,148	1,229	1,837	286	271	75	96	19	100	78	9	1	2		3	1.8
ATTEMPTS			5,120	144	1,095	1,158	1,797	277	270	72	96	18	100	78	9	1	2		3	1.8
Compiled Laws	Offense	Max. Penalty	192	14	53	71	40	9	1	3		1								1.3
750.535-A	Stolen Property - Rec & Conc Over \$100 (obsolete)	5 ATTEMPTS	1			1														1.5
750.5352A	Stolen Property - Rec & Conc \$20,000 or More	10 ATTEMPTS	14		6	1	5	1						1						1.8
750.5352B	Stolen Property - Rec & Conc \$1,000 - < \$20,000, 3rd+ Offense	10 ATTEMPTS	2			1	1													1.5
750.5353A	Stolen Property - Rec & Conc \$1,000 - < \$20,000	5 ATTEMPTS	85	5	15	27	31	2	3	1	1									1.5
750.5353B	Stolen Property - Rec & Conc \$200 - < \$1,000, 2nd+ Offense	5 ATTEMPTS	3			1	2													1.5
750.5357	Stolen Property - Rec & Conc Motor Vehicle	5 ATTEMPTS	5	1	2		1				1									1.6
750.535A2	Motor Vehicles - Operating a Chop Shop	10 ATTEMPTS	184	10	107	32	21	5	5	2	1			1						1.2
750.535B	Weapons - Firearms - Receive and Conceal	10 ATTEMPTS	1	1																.3
750.540	Telephone - Tap/Cut Lines	2 ATTEMPTS	4		2		1				1									2.0
750.5405A	Interfering w/Electronic Communications	2 ATTEMPTS	2			2														1.5
750.540C1	Telephone - Counterfeit Device Avoid Payment	4 ATTEMPTS	18			6	6	4	1		1									2.0
752.10542	Copy Audio/Video For Gain - Felony	5 ATTEMPTS	1			1														1.2
752.7973D	Computers - Use to Commit Crime Max 4 - < 10 yrs	7 ATTEMPTS	7		1	3	2		1											1.5
752.7973E	Computers - Use to Commit Crime Max 10 - < 20 yrs	10 ATTEMPTS	4	2	2															.6
752.7973F	Computers - Use to Commit Crime Max 20 yrs or More	20 ATTEMPTS	7																	1.6
752.811A	Break & Enter - Coin-Operated Device	3 ATTEMPTS	3				1						1	1						4.3
767A.91B	Prosecutor's Investigative Subpoena Life Offense - Perjury	LIFE ATTEMPTS	9								3		1	4	1					6.2
769.12	Habitual Offender - 4th Offense	LIFE ATTEMPTS	5	1		1	3													1.5
800.2811	Prisons - Furnish Contraband to Prisoner In Prison	5 ATTEMPTS	2											2						8.0
			1																1	
			2			1	1													1.6

NOTE: Be sure to check for related offense codes when examining a particular type of crime. They may or may not be in sequential order or even on the same page.

B2a 2007 Commitments by Minimum Term Distribution for Men and Women — Non-Assaultive
Includes Additional Sentences Imposed
 Page 9 of 9

B - 32

			TOTAL	.5	1	1.5	2	2.5	3	3.5	4	4.5	5	10	15	20	25	>25	LIFE	AVG
GRAND TOTALS			5,312	158	1,148	1,229	1,837	286	271	75	96	19	100	78	9	1	2		3	1.8
VIOLATIONS			5,120	144	1,095	1,158	1,797	277	270	72	96	18	100	78	9	1	2		3	1.8
ATTEMPTS			192	14	53	71	40	9	1	3		1								1.3
Compiled Laws	Offense	Max. Penalty																		
800.2813	Prisons - Bringing Contraband Into	5	6		3	2	1													1.2
	ATTEMPTS																			
800.2814	Prisons - Prisoner Possessing Contraband	5	32	3	15	13	1													1.0
	ATTEMPTS		8	1	3	4														1.0
800.2833	Prisons - Bringing Weapon Into	5	1			1														1.3
	ATTEMPTS																			
800.2834	Prisons - Prisoner Possessing Weapon	5	46		8	24	13		1											1.4
	ATTEMPTS		12	3	7	2														.8
801.2622	Jails - Prisoner Possess Weapon	5	3		1	1		1												1.5
	ATTEMPTS																			
801.2631	Jails - Furnish Contraband to Prisoner	5	1				1													1.8
	ATTEMPTS																			
801.2632	Jails - Prisoner Possessing Contraband	5	14		6	5	2		1											1.3
	ATTEMPTS																			

NOTES: Be sure to check for related offense codes when examining a particular type of crime. They may or may not be in sequential order or even on the same page.

Largest minimum term is reported.

When minimum terms exceed maximum penalties, that may be due to anomalies in criminal justice practices, habitualized offenses, database errors, etc.

Each minimum term category is rounded up from the preceding category (for example, the ten-year category includes all minimums longer than five years up to exactly ten years).

Minimum term averages are based on raw data (with life sentences excluded from the calculations).

SOURCE: Corrections Management Information System (CMIS)

B2b 2007 Commitments by Minimum Term Distribution for Men and Women — Drug Offenses

Includes Additional Sentences Imposed

Page 1 of 3

B - 33

			TOTAL	.5	1	1.5	2	2.5	3	3.5	4	4.5	5	10	15	20	25	>25	LIFE	AVG
GRAND TOTALS			1,748	93	393	393	373	89	143	27	31	28	33	106	27	8	4			2.4
VIOLATIONS			1,679	71	362	386	367	89	141	26	31	28	33	106	27	8	4			2.4
ATTEMPTS			69	22	31	7	6		2	1										1.0
Compiled Laws	Offense	Max. Penalty																		
333.73413	Contr. Sub - Imitation Mfg/ Distribution	2 ATTEMPTS	14	5	6	1	1		1											.9
333.74012A	Contr. Sub - Delivery/Manufacture (Narcotic or Cocaine)	LIFE ATTEMPTS	1				1													2.0
333.74012A1	Contr. Sub - Del/Mfg (Narc. or Cocaine) 1,000 or More Grams	LIFE ATTEMPTS	17						1		1			5	5	2	3			13.1
333.74012A2	Contr. Sub - Del/Mfg (Narc. or Cocaine) 450 - 999 Grams	30 ATTEMPTS	23				1				1	2		7	10	1	1			10.5
333.74012A3	Contr. Sub - Del/Mfg (Narc. or Cocaine) 50 - 449 Grams	20 ATTEMPTS	152 2			4 1	17 1	6	31	4	10	10	9	53	4	4				5.5 1.6
333.74012A4	Contr. Sub - Del/Mfg (Narc. or Cocaine) Under 50 Grams	20 ATTEMPTS	615 46	24 20	134 21	149 2	169 2	39	43 1	12	15	3	11	13	3					1.9 .8
333.74012B-A	Contr. Sub - Del/Mfg (Schedules 1-3), Except Marijuana	7 ATTEMPTS	22		5	10	6	1												1.4
333.74012B-B	Contr. Sub - Del/Mfg (Subs added Schedules 1-3 by Rule)	7 ATTEMPTS	1		1															1.0
333.74012B1	Contr. Sub - Del/Mfg Methamphetamine/Ecstasy	20 ATTEMPTS	87 5		6 5	6	20	9	22	3	1	6	4	10						3.0 1.0
333.74012C-A	Contr. Sub - Del/Mfg (Schedule 4)	4 ATTEMPTS	4			1	2		1											2.1
333.74012D1	Contr. Sub - Del/Mfg 45 or More Kilograms Marijuana	15 ATTEMPTS	8 1			1	4		1					1	1					4.1 3.3
333.74012D2	Contr. Sub - Del/Mfg 5 - < 45 Kilograms Marijuana	7 ATTEMPTS	7 1			3 1	2	1	1											1.8 1.3
333.74012D3	Contr. Sub - Del/Mfg Marijuana	4 ATTEMPTS	168 4	10 1	57 2	56 1	32	10	3											1.3 .8
333.74012F	Prescription Forms - Del/Mfg/ Intent	7 ATTEMPTS	3			2	1													1.5
333.7401C2A	Contr. Sub - Operate/Maintain A Lab	10 ATTEMPTS	3				2		1											2.2
333.7401C2B	Contr. Sub - Operate/Maintain Lab Near Minor	20 ATTEMPTS	5						1		1	1	1	1						4.3
333.7401C2C	Contr. Sub - Operate/Maintain Lab Involve Hazardous Waste	20 ATTEMPTS	3						1	1			1							3.8
333.7401C2D	Contr. Sub - Operate/Maintain Lab Near Specified Places	20 ATTEMPTS	3			1			1					1						3.8
333.7401C2F	Contr. Sub - Operate/Maintain Lab Involve Methamphetamine	20 ATTEMPTS	57		4	1	10	4	15	2	2	4	5	9	1					3.5

NOTE: Be sure to check for related offense codes when examining a particular type of crime. They may or may not be in sequential order or even on the same page.

B2b 2007 Commitments by Minimum Term Distribution for Men and Women — Drug Offenses

Includes Additional Sentences Imposed

Page 2 of 3

B - 34

			TOTAL	.5	1	1.5	2	2.5	3	3.5	4	4.5	5	10	15	20	25	>25	LIFE	AVG
GRAND TOTALS			1,748	93	393	393	373	89	143	27	31	28	33	106	27	8	4			2.4
VIOLATIONS			1,679	71	362	386	367	89	141	26	31	28	33	106	27	8	4			2.4
ATTEMPTS			69	22	31	7	6		2	1										1.0
Compiled Laws	Offense	Max. Penalty																		
333.74022C	Contr. Sub - Create/Del/Counterfeit Sub (Schedule 4)	4 ATTEMPTS	1		1															.8
333.74022E	Contr. Sub - Create/Del/Analogue	15 ATTEMPTS	4			1	2			1										2.0
333.74032A2	Contr. Sub - Poss (Narcotic/Cocaine) 450 - 999 Grams	30 ATTEMPTS	2						1						1					7.5
333.74032A3	Contr. Sub - Poss (Narcotic/Cocaine) 50 - 449 Grams	20 ATTEMPTS	14				1		3			2	2	3	2	1				6.9
333.74032A4	Contr. Sub - Poss (Narcotic/Cocaine) 25 - 49 Grams	4 ATTEMPTS	3	1	1		1													1.0
333.74032A5	Contr. Sub - Poss (Narcotic/Cocaine) Under 25 Grams	4 ATTEMPTS	318 3	28 1	112	105 2	53	11	7					2						1.3 .9
333.74032B-A	Contr. Sub - Poss Analogues or Schedules 1-4	2 ATTEMPTS	14		8	4		1	1											1.2
333.74032B-B	Contr. Sub - Poss (Sub Added to Schedules 1-4 by Rule)	2 ATTEMPTS	1				1													2.0
333.74032B1	Contr. Sub - Poss Methamphetamine/Ecstasy	10 ATTEMPTS	54 3		5 1	20	18 2	5	3	2				1						1.8 1.6
333.74032D	Contr. Sub - Poss Marijuana	1 ATTEMPTS	16		7	9														1.1
333.74042B	Contr. Sub - Use	1 ATTEMPTS	1			1														1.2
333.74042D	Contr. Sub - Use of Marijuana	MISD ATTEMPTS	1	1																.3
333.7405D	Contr. Sub - Maintaining a Drug House	2 ATTEMPTS	17 1	2	5 1	7	2		1											1.2 .8
333.74071C	Contr. Sub - Obtain by Fraud	4 ATTEMPTS	11 1		5	3	2	1												1.3 2.7
333.74071G	Contr. Sub - Counterfeit Prescription Form	4 ATTEMPTS	1			1														1.5
333.7407A1-A	Contr. Sub - Attempt Felony	LIFE ATTEMPTS	2		2															1.0
333.74101-A	Contr. Sub - Delivery to Minor (Narcotic/Cocaine) < 50 Grams	40 ATTEMPTS	1				1													1.9
333.74101-D	Contr. Sub - Delivery to Minor (Sched. 4 and Marijuana)	8 ATTEMPTS	2		1		1													1.4
333.74102-A	Contr. Sub - Del School/Library Prop (Narc/Cocaine) < 50 Grams	60 ATTEMPTS	17				13	1	2	1										2.2

NOTE: Be sure to check for related offense codes when examining a particular type of crime. They may or may not be in sequential order or even on the same page.

B2b 2007 Commitments by Minimum Term Distribution for Men and Women — Drug Offenses

Includes Additional Sentences Imposed

Page 3 of 3

			TOTAL	.5	1	1.5	2	2.5	3	3.5	4	4.5	5	10	15	20	25	>25	LIFE	AVG
GRAND TOTALS			1,748	93	393	393	373	89	143	27	31	28	33	106	27	8	4			2.4
VIOLATIONS			1,679	71	362	386	367	89	141	26	31	28	33	106	27	8	4			2.4
ATTEMPTS			69	22	31	7	6		2	1										1.0
Compiled Laws	Offense	Max. Penalty																		
333.74103	Contr. Sub - Poss w/Int Del School/Library (Narc/Cocaine) <50 Grams	40 ATTEMPTS	4		1		3													1.7
			1		1															1.0
333.74104-D	Contr. Sub - Poss Marijuana on School/Library Property	2 ATTEMPTS	2				2													1.9
333.74132	Contr. Sub - 2nd+ Offense Double Penalty	LIFE ATTEMPTS	1		1															1.0

NOTES: Be sure to check for related offense codes when examining a particular type of crime. They may or may not be in sequential order or even on the same page.

Largest minimum term is reported.

When minimum terms exceed maximum penalties, that may be due to anomalies in criminal justice practices, habitualized offenses, database errors, etc.

Each minimum term category is rounded up from the preceding category (for example, the ten-year category includes all minimums longer than five years up to exactly ten years).

Minimum term averages are based on raw data (with life sentences excluded from the calculations).

Source: Corrections Management Information System (CMIS)

B2c 2007 Commitments by Minimum Term Distribution for Men and Women — Assaultive Offenses

Includes Additional Sentences Imposed

Page 1 of 9

B - 36

GRAND TOTALS			TOTAL	.5	1	1.5	2	2.5	3	3.5	4	4.5	5	10	15	20	25	>25	LIFE	AVG
VIOLATIONS			4,747	51	460	660	683	259	336	136	221	125	276	803	306	141	85	87	118	5.5
ATTEMPTS			4,596	47	431	608	635	249	333	131	221	125	276	803	306	141	85	87	118	5.6
Compiled Laws	Offense	Max. Penalty	151	4	29	52	48	10	3	5										1.6
257.602A2	Police Officer - Fleeing - 4th Degree Vehicle Code	2 ATTEMPTS	36	1	13	16	2	2			2									1.3
257.602A3-A	Police Officer - Fleeing - 3rd Degree Vehicle Code	5 ATTEMPTS	177	6	62	42	38	9	14	1	4		1							1.5
257.602A4-A	Police Officer - Fleeing - 2nd Degree Vehicle Code	10 ATTEMPTS	2	2	1	3	9	5	4	1		2	2							1.2
257.602A5	Police Officer - Fleeing - 1st Degree Vehicle Code	15 ATTEMPTS	36	2	8	3	9	5	4	1			2	2						2.1
257.617	Fail to Stop at Accident - Result Serious Impairment/Death	5 ATTEMPTS	2	2	1	3	9	5	4	1										1.5
257.6173	Fail to Stop at Accident - At Fault Death Resulting	15 ATTEMPTS	1											1						10.0
257.6254	OWI - Causing Death	15 ATTEMPTS	9		1	2	4			2										2.0
257.6254A	OWI - Causing Death	15 ATTEMPTS	7					3				1		3						4.4
257.6255-A	OWI - Causing Serious Injury	5 ATTEMPTS	57		1		2	9	6	5	7	5	6	15		1				4.7
257.626C	Driving - Felonious	2 ATTEMPTS	1						1											3.0
257.9044	Operate - License Suspended/Revoked/ Denied Cause Death	15 ATTEMPTS	1											1						5.9
257.9045	Operate - License Suspended/Revoked/ Denied Cause Serious Injury	5 ATTEMPTS	28		4	7	9	3	3	1			1							1.9
324.31154	Water Resources Protection Violation Endangerment/Death	5 ATTEMPTS	1																	1.3
324.80172	Marine Safety, Negligence Cause Injury/Death	2 ATTEMPTS	4		1	2	1													1.4
324.801764	Marine Safety, OUIL Cause Death	15 ATTEMPTS	6				1	2	1			1	1							3.1
324.811348	ORV - OUIL Causing Serious Injury	5 ATTEMPTS	2		1						1									2.4
333.5210	AIDS - Sexual Penetration with Uninformed Partner	4 ATTEMPTS	1										1							5.0
750.10A	Sexually Delinquent Person	LIFE ATTEMPTS	1			1														1.3
750.110A2	Home Invasion - 1st Degree	20 ATTEMPTS	1											1						8.3
			1		1															1.0
			3			1					1		1							3.4
			3											2	1					11.3
			292	1	11	17	36	10	23	4	14	23	26	103	16	4	2	2		5.6
			17	1	5	3	6	2												1.5

NOTE: Be sure to check for related offense codes when examining a particular type of crime. They may or may not be in sequential order or even on the same page.

B2c 2007 Commitments by Minimum Term Distribution for Men and Women — Assaultive Offenses
Includes Additional Sentences Imposed
 Page 2 of 9

B - 37

			TOTAL	.5	1	1.5	2	2.5	3	3.5	4	4.5	5	10	15	20	25	>25	LIFE	AVG
GRAND TOTALS			4,747	51	460	660	683	259	336	136	221	125	276	803	306	141	85	87	118	5.5
VIOLATIONS			4,596	47	431	608	635	249	333	131	221	125	276	803	306	141	85	87	118	5.6
ATTEMPTS			151	4	29	52	48	10	3	5										1.6
Compiled Laws	Offense	Max. Penalty																		
750.1227B	Witness - Bribe/Intimidate/Interfere Max > 10 yrs	10 ATTEMPTS	4 1		1 1		1				1			1						3.1 1.0
750.1227C	Witness - Intimidate/Threaten to Kill or Injure	15 ATTEMPTS	6 1		1	1			1				1	2	1					6.2 1.4
750.136B2	Child Abuse - 1st Degree	15 ATTEMPTS	23		1		1	1	3	2	3		4	8						5.0
750.136B3	Child Abuse - 2nd Degree	4 ATTEMPTS	16 1	1	7 1	1	6	1												1.4 1.0
750.136B4	Child Abuse - 3rd Degree	2 ATTEMPTS	5		3	2														1.1
750.145A-A	Children - Accosting for Immoral Purposes	4 ATTEMPTS	12		3	4	4	1												1.5
750.145C2	Child Sexually Abusive Activity	20 ATTEMPTS	18		4		1		2				2	8		1				5.4
750.145C3	Child Sexually Abusive Activity, Promote or Distribute	7 ATTEMPTS	4		1	1	1		1											1.7
750.145C4-A	Child Sexually Abusive Material, Possess	4 ATTEMPTS	12		2	1	7	1	1											1.8
750.145C4	Child Sexually Abusive Materials, Possess	1 ATTEMPTS	1		1															1.0
750.145D2C	Computer/Internet - Comm w/Other Plan Crime Max 2 - < 4 yrs	4 ATTEMPTS	3		1			2												2.0
750.145D2D	Computer/Internet - Comm w/Other Plan Crime Max 4 - < 10 yrs	10 ATTEMPTS	8	1	3		2		1	1										1.6
750.145D2E	Computer/Internet - Comm w/Other Plan Crime Max 10 - < 15 yrs	15 ATTEMPTS	2				1		1											2.3
750.145D2F	Computer/Internet - Comm w/Other Plan Crime Max 15+ yrs	20 ATTEMPTS	28		7	1	7	4	1			1	3	3	1					3.3
750.157B2	Homicide - Solicitation of Murder	LIFE ATTEMPTS	7					1		1	1		2	1	1					5.6
750.158	Sodomy	15 ATTEMPTS	1					1												2.3
750.197C-A	Assault of Prison Employee	4 ATTEMPTS	41 4	2 1	9 2	15 1	7	3	1		3		1							1.6 .9
750.200J1AA	Harmful Devices - Imitation/Irritants Unlawful Poss/Use	5 ATTEMPTS	1				1													1.9
750.2072A	Explosives - Place Near Property	15 ATTEMPTS	1				1													2.0

NOTE: Be sure to check for related offense codes when examining a particular type of crime. They may or may not be in sequential order or even on the same page.

B2c 2007 Commitments by Minimum Term Distribution for Men and Women — Assaultive Offenses
Includes Additional Sentences Imposed
 Page 3 of 9

B - 38

			TOTAL	.5	1	1.5	2	2.5	3	3.5	4	4.5	5	10	15	20	25	>25	LIFE	AVG
GRAND TOTALS			4,747	51	460	660	683	259	336	136	221	125	276	803	306	141	85	87	118	5.5
VIOLATIONS			4,596	47	431	608	635	249	333	131	221	125	276	803	306	141	85	87	118	5.6
ATTEMPTS			151	4	29	52	48	10	3	5										1.6
Compiled Laws	Offense	Max. Penalty																		
750.2072B	Explosives - Place Near Property Causing Property Damage	20 ATTEMPTS	1				1													2.0
750.213	Extortion	20 ATTEMPTS	2		1											1				9.5
			1			1														1.3
750.234A	Weapons - Firearms, Discharge from Vehicle	4 ATTEMPTS	3			2	1													1.6
750.234B	Weapons - Firearms, Discharge in/at Bldg.	4 ATTEMPTS	2			2														1.4
750.240	Willfully Raise False Fire Alarm	1 ATTEMPTS	1					1												2.5
750.316-A	Homicide - Murder 1st Degree, Premeditated	LIFE ATTEMPTS	55																55	
750.316-B	Homicide - Felony Murder	LIFE ATTEMPTS	28																28	
750.316-C	Homicide - Open Murder, Statutory Short Form	LIFE ATTEMPTS	15																15	
750.316	Homicide	LIFE ATTEMPTS	4																4	
750.317	Homicide - Murder 2nd Degree	LIFE ATTEMPTS	157										2	9	22	41	34	45	4	24.4
750.317A	Delivery of Controlled Substance Causing Death	LIFE ATTEMPTS	7			1		1				1		3	1					5.7
750.321-A	Homicide - Manslaughter, Statutory Short Form	15 ATTEMPTS	41			1	2	1	2	1	4	2	5	20	2	1				6.3
750.321-C	Homicide - Manslaughter, Involuntary	15 ATTEMPTS	23			1	2	1		2	1	1	3	9	2	1				6.3
750.321-E	Homicide - Manslaughter with Motor Vehicle	15 ATTEMPTS	7		1						3			3						4.4
750.321	Homicide - Manslaughter	15 ATTEMPTS	3				1							2						6.3
750.324	Homicide - Negligent Homicide	2 ATTEMPTS	8		2	4	2													1.3
750.329	Homicide - Manslaughter, Death by Weapon Aimed w/out Malice	15 ATTEMPTS	4			1			1			1		1						3.6
750.329A	Suicide - Assisting	5 ATTEMPTS	1						1											3.0
750.335	Lewd and Lascivious Conduct	1 ATTEMPTS	1		1															1.0

NOTE: Be sure to check for related offense codes when examining a particular type of crime. They may or may not be in sequential order or even on the same page.

B2c 2007 Commitments by Minimum Term Distribution for Men and Women — Assaultive Offenses
Includes Additional Sentences Imposed
 Page 4 of 9

B - 39

			TOTAL	.5	1	1.5	2	2.5	3	3.5	4	4.5	5	10	15	20	25	>25	LIFE	AVG
GRAND TOTALS			4,747	51	460	660	683	259	336	136	221	125	276	803	306	141	85	87	118	5.5
VIOLATIONS			4,596	47	431	608	635	249	333	131	221	125	276	803	306	141	85	87	118	5.6
ATTEMPTS			151	4	29	52	48	10	3	5										1.6
Compiled Laws	Offense	Max. Penalty																		
750.335A	Indecent Exposure (Sexually Delinquent Person)	1 ATTEMPTS	8	1	5		1							1						1.7
750.335A2B	Aggravated Indecent Exposure	2 ATTEMPTS	5		1		3		1											1.9
750.335A2C	Indecent Exposure by Sexually Delinquent Person	LIFE ATTEMPTS	2					1					1							3.6
750.338	Gross Indecency Between Males, Commit/Procure	5 ATTEMPTS	1			1														1.5
750.338B	Gross Indecency Male and Female, Commit/Procure	5 ATTEMPTS	6				3		2					1						3.0
750.349	Kidnapping	LIFE ATTEMPTS	12						1				1	1	3	2	1	1	2	18.0
750.349A	Prisoner Taking a Hostage	LIFE ATTEMPTS	1				1											1		2.0
750.349B	Unlawful Imprisonment (restraint)	15 ATTEMPTS	17				2		1	1	2		3	6	1	1				50.0
750.350	Kidnapping - Child Enticement	LIFE ATTEMPTS	2			1						1								6.5
750.377B	Malicious Destruction Fire/Police Property	4 ATTEMPTS	21		6	6	6	1	2											1.3
750.411H2B	Stalking a Minor	5 ATTEMPTS	1		1															2.9
750.411I	Stalking - Aggravated	5 ATTEMPTS	41	1	6	15	11	3	2		1		1	1						2.4
750.4362A	Poison - Food/Drink/Medicine/ Water Supply	15 ATTEMPTS	1				1													1.6
750.455	Prostitution - Pandering	20 ATTEMPTS	1						1											.5
750.479-B	Police Officer/Public Officer - Resist and Obstruct	2 ATTEMPTS	1			1														.8
750.4792	Public Officer - Assault or Obstruct	2 ATTEMPTS	4	1	1	2														1.8
750.4793	Public Officer - Assault or Obstruct Cause Injury	4 ATTEMPTS	1			1														.3
750.479A2	Police Officer - Fleeing (Penal Code) 4th Degree	2 ATTEMPTS	12			6	2	3			1									2.0
750.479A3	Police Officer - Fleeing (Penal Code) 3rd Degree	5 ATTEMPTS	87	1	15	27	29	3	6	1	4			1						3.0
			1			1														1.5
																				.9
																				1.5
																				1.8
																				1.8
																				1.1

NOTE: Be sure to check for related offense codes when examining a particular type of crime. They may or may not be in sequential order or even on the same page.

B2c 2007 Commitments by Minimum Term Distribution for Men and Women — Assaultive Offenses
Includes Additional Sentences Imposed
 Page 5 of 9

B - 40

			TOTAL	.5	1	1.5	2	2.5	3	3.5	4	4.5	5	10	15	20	25	>25	LIFE	AVG
GRAND TOTALS			4,747	51	460	660	683	259	336	136	221	125	276	803	306	141	85	87	118	5.5
VIOLATIONS			4,596	47	431	608	635	249	333	131	221	125	276	803	306	141	85	87	118	5.6
ATTEMPTS			151	4	29	52	48	10	3	5										1.6
Compiled Laws	Offense	Max. Penalty																		
750.479A4-A	Police Officer - Fleeing (Penal Code) 2nd Degree	10 ATTEMPTS	6			1	1	1	1		1		1							2.9
750.479B1	Peace Officer - Disarming Non-Firearm	4 ATTEMPTS	1								1									4.0
750.479B2	Peace Officer - Disarming Firearm	10 ATTEMPTS	1			1														1.5
			2		1	1														1.2
750.483A2B	Interfere w/Crime Report Threat to Kill/Injure	10 ATTEMPTS	1								1									3.9
750.520B	CSC - 1st Degree - Multiple Variables	LIFE ATTEMPTS	43					1	1					11	17	2	4	6	1	17.0
750.520B1A	CSC - 1st Degree - Person Under 13	LIFE ATTEMPTS	119		2		2	2		3	6	1	5	28	27	20	10	8	5	13.5
			3			2	1													1.6
750.520B1B	CSC - 1st Degree - Relationship	LIFE ATTEMPTS	40				1			2		1	1	12	11	5	4	3		13.6
750.520B1C	CSC - 1st Degree - During Felony	LIFE ATTEMPTS	5				1							2		1		1		15.4
			1				1													2.0
750.520B1D	CSC - 1st Degree - Accomplices	LIFE ATTEMPTS	1											1						6.0
750.520B1E	CSC - 1st Degree - Weapon Used	LIFE ATTEMPTS	6											2	2	1	1			14.9
			1			1														1.5
750.520B1F	CSC - 1st Degree - Personal Injury	LIFE ATTEMPTS	12								1		1	3	3	1	3			13.5
			2					1		1										2.8
750.520B1G	CSC - 1st Degree - Injury to Incap. Victim	LIFE ATTEMPTS	1														1			23.0
750.520B1H	CSC - 1st Degree - Mentally Disabled Relationship	LIFE ATTEMPTS	3											2		1				10.9
750.520B2B	CSC - 1st Degree - Person < 13, Defendant 17 yrs. or Older	LIFE ATTEMPTS	3												1	1	1			18.7
750.520C	CSC - 2nd Degree - Multiple Variables	15 ATTEMPTS	43		2	5	10	2	5	1	3	2	3	8	1		1			4.1
			2		1	1														1.1
750.520C1A	CSC - 2nd Degree - Person Under 13	15 ATTEMPTS	151		11	10	27	11	21	8	11	2	15	33	2					3.8
			10		2	5	2			1										1.6
750.520C1B	CSC - 2nd Degree - Relationship	15 ATTEMPTS	35		1	8	6	2	5	1	2		3	7						3.3
			3			1	2													1.7
750.520C1C	CSC - 2nd Degree - During Felony	15 ATTEMPTS	8			1	1		2		1			3						4.3
750.520C1D	CSC - 2nd Degree - Accomplices	15 ATTEMPTS	2				1				1									3.0
			1		1															1.0

NOTE: Be sure to check for related offense codes when examining a particular type of crime. They may or may not be in sequential order or even on the same page.

B2c 2007 Commitments by Minimum Term Distribution for Men and Women — Assaultive Offenses
Includes Additional Sentences Imposed
 Page 6 of 9

B - 41

			TOTAL	.5	1	1.5	2	2.5	3	3.5	4	4.5	5	10	15	20	25	>25	LIFE	AVG
GRAND TOTALS			4,747	51	460	660	683	259	336	136	221	125	276	803	306	141	85	87	118	5.5
VIOLATIONS			4,596	47	431	608	635	249	333	131	221	125	276	803	306	141	85	87	118	5.6
ATTEMPTS			151	4	29	52	48	10	3	5										1.6
Compiled Laws	Offense	Max. Penalty																		
750.520C1E	CSC - 2nd Degree - Weapon Used	15 ATTEMPTS	2								1			1						6.8
750.520C1F	CSC - 2nd Degree - Personal Injury	15 ATTEMPTS	12 3			3	4		2	1	1	1	1	1		1				4.6 1.3
750.520C1G	CSC - 2nd Degree - Injury to Incap. Victim	15 ATTEMPTS	2					1	1											2.7
750.520C1H	CSC - 2nd Degree - Mentally Disabled Relationship	15 ATTEMPTS	2					1			1									3.2
750.520C1K	CSC - 2nd Degree - County Prisoner	15 ATTEMPTS	1						1											3.0
750.520C1L	CSC - 2nd Degree - Detained Juvenile	15 ATTEMPTS	1							1										3.2
750.520C2B	CSC - 2nd Degree - Person < 13, Defendant 17 yrs. or Older	15 ATTEMPTS	10 1					1					4	4			1			7.9 3.3
750.520D	CSC - 3rd Degree - Multiple Variables	15 ATTEMPTS	63 8	2 1	2 2	9 3	1 1	9 1	2 1	3	2	7	23	3						5.2 1.8
750.520D1A	CSC - 3rd Degree - Person 13-15	15 ATTEMPTS	151 21	10 1	11 11	13 6	9 1	18 1	6 1	13 1	5	22	36	6	2					4.7 1.6
750.520D1B	CSC - 3rd Degree - Force/Coercion	15 ATTEMPTS	52 3		4	7 2	4 1	1	2	2	2	9	16	4	1					5.7 2.1
750.520D1C	CSC - 3rd Degree - Incapacitated Victim	15 ATTEMPTS	8	1				1	1			1		4						4.9
750.520D1D	CSC - 3rd Degree - Incest	15 ATTEMPTS	13 1			1		1	3	3	1	1	2	2						4.4 1.5
750.520D1E	CSC - 3rd Degree - Student 16 < 18	15 ATTEMPTS	1	1																1.0
750.520E	CSC - 4th Degree - Multiple Variables	2 ATTEMPTS	8	2	6															1.2
750.520E1A-A	CSC - 4th Degree - Victim 13-16	2 ATTEMPTS	19 1	1	2	11 1	4						1							1.5 1.3
750.520E1A	CSC - 4th Degree - Force/Coercion	2 ATTEMPTS	22 1	1	4	13 1	3		1											1.3 1.1
750.520E1E-A	CSC - 4th Degree - Mental Health Professional	2 ATTEMPTS	1		1															1.3
750.520E1G	CSC - 4th Degree - Incest	2 ATTEMPTS	1		1															1.3
750.520F	CSC - 2nd+ Offense	LIFE ATTEMPTS	2										2							5.0

NOTE: Be sure to check for related offense codes when examining a particular type of crime. They may or may not be in sequential order or even on the same page.

B2c 2007 Commitments by Minimum Term Distribution for Men and Women — Assaultive Offenses
Includes Additional Sentences Imposed
 Page 7 of 9

B - 42

			TOTAL	.5	1	1.5	2	2.5	3	3.5	4	4.5	5	10	15	20	25	>25	LIFE	AVG
GRAND TOTALS			4,747	51	460	660	683	259	336	136	221	125	276	803	306	141	85	87	118	5.5
VIOLATIONS			4,596	47	431	608	635	249	333	131	221	125	276	803	306	141	85	87	118	5.6
ATTEMPTS			151	4	29	52	48	10	3	5										1.6
Compiled Laws	Offense	Max. Penalty																		
750.520G	CSC - Assault w/Intent to Commit Sexual Penetration	10 ATTEMPTS	3			1	1						1							2.7
750.520G1	CSC - Assault w/Intent to Commit Sexual Penetration	10 ATTEMPTS	72		3	16	25	5	5	3	3		3	9						2.7
750.520G2	CSC - 2nd Degree Assault	5 ATTEMPTS	23		1	3	10	3	2	4										2.2
750.529	Robbery - Armed	LIFE ATTEMPTS	547		7	5	22	30	25	21	31	32	40	194	97	24	14	4	1	8.0
			4		1		3	6	7	7	8	5	9	26	18	3		2		1.7
750.529A	Carjacking	LIFE ATTEMPTS	94				3	6	7	7	8	5	9	26	18	3		2		7.9
			1				1													2.0
750.530	Robbery - Unarmed	15 ATTEMPTS	299	3	20	28	54	35	51	7	29	11	25	31	4	1				3.3
			6		2	1	3													1.4
750.531-A	Bank Robbery	LIFE ATTEMPTS	37		3	6	4		6	2	2		1	11	1	1				4.7
750.531-B	Safe Breaking	LIFE ATTEMPTS	20			2	2	5	4	1	1		2	3						3.3
			3		1		2													1.5
750.531	Bank Robbery/Safe Breaking	LIFE ATTEMPTS	1							1										3.2
750.539J2A1	Surveilling Unclothed Person	2 ATTEMPTS	2		2															1.0
750.539J2B	Capture/Distribute Image of Unclothed Person	5 ATTEMPTS	1			1														1.5
750.5405B	Interfer w/Electronic Communications Causing Injury/Death	4 ATTEMPTS	4		2		2													1.5
750.72-A	Arson - Dwelling House	20 ATTEMPTS	29			1	6	1	5	1	1	2	3	4	3	2				5.8
			2		1		1													1.5
750.72-B	Arson - Dwelling House Curtilage	20 ATTEMPTS	2										1	1						6.5
750.72	Arson Dwelling House/Curtilage	20 ATTEMPTS	2										1	1						6.0
750.73	Arson - Real Property	10 ATTEMPTS	17			3	6	1	1		3		2			1				3.6
750.74	Arson - Personal Property Over \$50	4 ATTEMPTS	1		1															1.0
750.741B1	Arson - Pers. Prop. \$200 - < \$1,000	1 ATTEMPTS	1		1															1.0
750.741C1	Arson - Pers. Prop. \$1,000 - < \$20,000	5 ATTEMPTS	5			1	2	2												1.9

NOTE: Be sure to check for related offense codes when examining a particular type of crime. They may or may not be in sequential order or even on the same page.

B2c 2007 Commitments by Minimum Term Distribution for Men and Women — Assaultive Offenses
Includes Additional Sentences Imposed
 Page 8 of 9

B - 43

			TOTAL	.5	1	1.5	2	2.5	3	3.5	4	4.5	5	10	15	20	25	>25	LIFE	AVG
GRAND TOTALS			4,747	51	460	660	683	259	336	136	221	125	276	803	306	141	85	87	118	5.5
VIOLATIONS			4,596	47	431	608	635	249	333	131	221	125	276	803	306	141	85	87	118	5.6
ATTEMPTS			151	4	29	52	48	10	3	5										1.6
Compiled Laws	Offense	Max. Penalty																		
750.741D1	Arson - Pers. Prop. \$20,000 or More	10 ATTEMPTS	2			2														1.4
750.75	Arson - Insured Property	10 ATTEMPTS	2			1	1													1.5
750.77-B	Arson - Prepare to Burn Real/Personal Property Over \$50	4 ATTEMPTS	1			1														1.5
750.771C1	Arson - Prepare to Burn Property \$1,000 - < \$20,000	5 ATTEMPTS	1			1														1.3
750.771D1	Arson - Prepare to Burn Property \$20,000 or More	10 ATTEMPTS	1						1											3.0
750.814	Domestic Violence, 3rd Offense	2 ATTEMPTS	88	1	23	43	14	2	2		2		1							1.4
750.81A	Assault - Aggravated	1 ATTEMPTS	3	1	2															.8
750.81A3	Domestic Violence - Aggravated 2nd Offense	2 ATTEMPTS	14	1	2	7	1	2	1											1.4
750.81C2	Assault/Battery of DHS Employee	2 ATTEMPTS	2			2														1.2
750.81D1	Police Officer - Assault/Resist/Obstruct	2 ATTEMPTS	215	6	59	105	31	6	4		2		2							1.3
750.81D2	Police Officer - Assault/Resist/Obstruct Causing Injury	4 ATTEMPTS	28		7	10	11													1.4
750.81D3	Police Officer - Assault/Resist/Obstruct Serious Impairment	15 ATTEMPTS	2						1					1						5.1
750.82	Felonious Assault	4 ATTEMPTS	250 14	8 3	53 3	80 11	76	16	11		3		2						1	1.6 1.2
750.83	Assault w/Intent to Murder	LIFE ATTEMPTS	112 1	2			1 1				1	2	6	42	30	11	6	9	2	13.5 1.9
750.84	Assault w/Intent to do Great Body Harm Less Than Murder	10 ATTEMPTS	286 15	4 2	16 2	24 1	55 8	16 3	44	23 1	27	8	26	40	3					3.3 1.9
750.85	Torture	LIFE ATTEMPTS	13											3	7	2		1		14.2
750.86	Assault w/Intent to Maim	10 ATTEMPTS	2			1				1										2.6
750.87	Assault w/Intent to Commit Felony	10 ATTEMPTS	3			1			1					1						3.6
750.88	Assault w/Intent to Rob While Unarmed	15 ATTEMPTS	27	1	3	1	6	4	4		1			4	3					4.1

NOTE: Be sure to check for related offense codes when examining a particular type of crime. They may or may not be in sequential order or even on the same page.

B2c 2007 Commitments by Minimum Term Distribution for Men and Women — Assaultive Offenses

Includes Additional Sentences Imposed

Page 9 of 9

			TOTAL	.5	1	1.5	2	2.5	3	3.5	4	4.5	5	10	15	20	25	>25	LIFE	AVG
GRAND TOTALS			4,747	51	460	660	683	259	336	136	221	125	276	803	306	141	85	87	118	5.5
VIOLATIONS			4,596	47	431	608	635	249	333	131	221	125	276	803	306	141	85	87	118	5.6
ATTEMPTS			151	4	29	52	48	10	3	5										1.6
Compiled Laws	Offense	Max. Penalty																		
750.89	Assault w/Intent to Rob While Armed	LIFE ATTEMPTS	85		1		3	3	3	7	4	8	6	25	12	7	2	4		9.7
750.90A	Asslt - Pregnant Indiv. Intentional Causing Miscarriage/Stillbirth	LIFE ATTEMPTS	1											1						6.0
750.91	Homicide - Attempted Murder	LIFE ATTEMPTS	1					1												2.5
752.542A	Prisons - Riots	10 ATTEMPTS	2				2													1.9

NOTES: Be sure to check for related offense codes when examining a particular type of crime. They may or may not be in sequential order or even on the same page.

Largest minimum term is reported.

When minimum terms exceed maximum penalties, that may be due to anomalies in criminal justice practices, habitualized offenses, database errors, etc.

Each minimum term category is rounded up from the preceding category (for example, the ten-year category includes all minimums longer than five years up to exactly ten years).

Minimum term averages are based on raw data (with life sentences excluded from the calculations).

Source: Corrections Management Information System (CMIS)

B3 2007 Commitments by Minimum Term Distribution for Women — All Offenses

Includes Additional Sentences Imposed

Page 1 of 9

B - 45

Compiled Laws			TOTAL*																AVG	
Offense	Max. Penalty		.5	1	1.5	2	2.5	3	3.5	4	4.5	5	10	15	20	25	>25	LIFE	AVG	
GRAND TOTALS			861	23	178	202	196	56	48	19	21	12	18	44	12	4	5	5	11	2.6
VIOLATIONS			823	21	174	193	185	54	46	18	21	12	18	44	12	4	5	5	11	2.7
ATTEMPTS			31	2	4	9	11	2	2	1										1.6
28.729	Sex Offender - Fail to Register	4 ATTEMPTS	1		1															1.3
257.257	License Documents/Plates Forgery	5 ATTEMPTS	1		1															1.1
257.3109	Driver's License-Forged Possess 2 or More	5 ATTEMPTS	1			1														1.9
257.602A2	Police Officer - Fleeing - 4th Degree Vehicle Code	2 ATTEMPTS	2	2																1.0
257.602A3-A	Police Officer - Fleeing - 3rd Degree Vehicle Code	5 ATTEMPTS	6	2	2	1	1													1.4
257.617	Fail to Stop at Accident - Result Serious Impairment/Death	5 ATTEMPTS	1			1														1.9
257.6173	Fail to Stop at Accident - At Fault Death Resulting	15 ATTEMPTS	2				2													2.4
257.624A	Alcohol - Open Container in Vehicle	MISD ATTEMPTS	1		1															1.2
257.6254	OWI - Causing Death	15 ATTEMPTS	18	1		1	3	3	3	2	2		3							3.8
257.6255-A	OWI - Causing Serious Injury	5 ATTEMPTS	1		1															1.2
257.6256D	OWI - Impaired w/Contr. Sub, 3rd Offense	5 ATTEMPTS	43	1	11	16	12	2		1										1.4
257.6257A2	OWI - w/Occupant Less Than 16, 2nd+ Offense	5 ATTEMPTS	1	1																.8
257.626C	Driving - Felonious	2 ATTEMPTS	1	1																1.0
257.9044	Operate - License Suspended/Revoked/Denied Cause Death	15 ATTEMPTS	1					1												3.0
333.74012A1	Contr. Sub - Del/Mfg (Narc. or Cocaine) 1,000 or More Grams	LIFE ATTEMPTS	1										1							10.0
333.74012A2	Contr. Sub - Del/Mfg (Narc. or Cocaine) 450 - 999 Grams	30 ATTEMPTS	1			1														2.0
333.74012A3	Contr. Sub - Del/Mfg (Narc. or Cocaine) 50 - 449 Grams	20 ATTEMPTS	9		2	2		2					3							4.1
333.74012A4	Contr. Sub - Del/Mfg (Narc. or Cocaine) Under 50 Grams	20 ATTEMPTS	29	2	5	11	6	2	3											1.5

NOTE: Be sure to check for related offense codes when examining a particular type of crime. They may or may not be in sequential order or even on the same page.

B3 2007 Commitments by Minimum Term Distribution for Women — All Offenses

Includes Additional Sentences Imposed

Page 2 of 9

B - 46

GRAND TOTALS			TOTAL*	.5	1	1.5	2	2.5	3	3.5	4	4.5	5	10	15	20	25	>25	LIFE	AVG
VIOLATIONS			861	23	178	202	196	56	48	19	21	12	18	44	12	4	5	5	11	2.6
ATTEMPTS			823	21	174	193	185	54	46	18	21	12	18	44	12	4	5	5	11	2.7
Compiled Laws	Offense	Max. Penalty	31	2	4	9	11	2	2	1										1.6
333.74012B-A	Contr. Sub - Del/Mfg (Schedules 1-3), Except Marijuana	7 ATTEMPTS	3			2	1													1.6
333.74012B1	Contr. Sub - Del/Mfg Methamphetamine/Ecstasy	20 ATTEMPTS	10				2	2	3	1		1		1						3.1
333.74012C-A	Contr. Sub - Del/Mfg (Schedule 4)	4 ATTEMPTS	1				1													1.9
333.74012D3	Contr. Sub - Del/Mfg Marijuana	4 ATTEMPTS	3		2	1														1.0
333.74012F	Prescription Forms - Del/Mfg/Intent	7 ATTEMPTS	1			1														1.5
333.7401C2D	Contr. Sub - Operate/Maintain Lab Near Specified Places	20 ATTEMPTS	1			1														1.5
333.7401C2F	Contr. Sub - Operate/Maintain Lab Involve Methamphetamine	20 ATTEMPTS	3		1				1			1								2.7
333.74022E	Contr. Sub - Create/Del/Analogue	15 ATTEMPTS	2			1	1													1.6
333.74032A4	Contr. Sub - Poss (Narcotic/Cocaine) 25 - 49 Grams	4 ATTEMPTS	1		1															1.0
333.74032A5	Contr. Sub - Poss (Narcotic/Cocaine) Under 25 Grams	4 ATTEMPTS	44	2	18	16	7							1						1.4
333.74032B-A	Contr. Sub - Poss Analogues or Schedules 1-4	2 ATTEMPTS	3		2	1														1.0
333.74032B1	Contr. Sub - Poss Methamphetamine/Ecstasy	10 ATTEMPTS	1				1													1.9
333.74032D	Contr. Sub - Poss Marijuana	1 ATTEMPTS	1		1															1.0
333.7405D	Contr. Sub - Maintaining a Drug House	2 ATTEMPTS	1			1														1.2
333.74071C	Contr. Sub - Obtain by Fraud	4 ATTEMPTS	5			2	2	1												1.6
333.7407A1-A	Contr. Sub - Attempt Felony	LIFE ATTEMPTS	1						1											2.7
333.74102-A	Contr. Sub - Del School/Library Prop (Narc/Cocaine) < 50 Grams	60 ATTEMPTS	2		2															1.0
333.74132	Contr. Sub - 2nd+ Offense Double Penalty	LIFE ATTEMPTS	1		1															2.0
			1		1															1.0

NOTE: Be sure to check for related offense codes when examining a particular type of crime. They may or may not be in sequential order or even on the same page.

B3 2007 Commitments by Minimum Term Distribution for Women — All Offenses

Includes Additional Sentences Imposed

Page 3 of 9

B - 47

GRAND TOTALS			TOTAL*	.5	1	1.5	2	2.5	3	3.5	4	4.5	5	10	15	20	25	>25	LIFE	AVG	
VIOLATIONS			861	23	178	202	196	56	48	19	21	12	18	44	12	4	5	5	11	2.6	
ATTEMPTS			823	21	174	193	185	54	46	18	21	12	18	44	12	4	5	5	11	2.7	
Max. Penalty			31	2	4	9	11	2	2	1											1.6
Compiled Laws	Offense	Max. Penalty																			
400.601-B	Fraud - Welfare - Over \$500	4 ATTEMPTS	1				1														1.7
400.602-B	Fraud - Welfare (Failure to Inform) \$500 or More	4 ATTEMPTS	1		1																1.0
445.65	Identity Theft	5 ATTEMPTS	15		3	6	6														1.5
750.110	Break & Enter - A Building w/Intent	15 ATTEMPTS	7				4	1	1	1											2.3
750.110A2	Home Invasion - 1st Degree	20 ATTEMPTS	1			1															1.5
750.110A2	Home Invasion - 1st Degree	20 ATTEMPTS	16			2	5	1	1	1		1	1	4							3.8
750.110A3	Home Invasion - 2nd Degree	15 ATTEMPTS	2				1	1													2.2
750.110A3	Home Invasion - 2nd Degree	15 ATTEMPTS	29		1	5	8	4	3	1	2		3	2							2.7
750.110A4	Home Invasion - 3rd Degree	5 ATTEMPTS	2			1	1														1.8
750.110A4	Home Invasion - 3rd Degree	5 ATTEMPTS	2			1	1														1.7
750.1227B	Witness - Bribe/Intimidate/Interfere Max > 10 yrs	10 ATTEMPTS	1								1										3.8
750.1313C	Check - Non-Sufficient Funds \$500 or More	2 ATTEMPTS	1				1														1.7
750.131A1	Check - No Account	2 ATTEMPTS	2	1	1																.6
750.131A2	Check - Non-Sufficient Funds - 3 Within 10 Days	2 ATTEMPTS	1			1															1.3
750.136B2	Child Abuse - 1st Degree	15 ATTEMPTS	2								1			1							5.7
750.136B3	Child Abuse - 2nd Degree	4 ATTEMPTS	3		2		1														1.3
750.136B4	Child Abuse - 3rd Degree	2 ATTEMPTS	1		1																1.0
750.145A-A	Children - Accosting for Immoral Purposes	4 ATTEMPTS	1			1															1.0
750.145D2E	Computer/Internet - Comm w/Other Plan Crime Max 10 - < 15 yrs	15 ATTEMPTS	1						1												1.5
750.145D2F	Computer/Internet - Comm w/Other Plan Crime Max 15+ yrs	20 ATTEMPTS	1											1							3.0
750.157B2	Homicide - Solicitation of Murder	LIFE ATTEMPTS	3					1		1			1								9.5
																					3.6

NOTE: Be sure to check for related offense codes when examining a particular type of crime. They may or may not be in sequential order or even on the same page.

B3 2007 Commitments by Minimum Term Distribution for Women — All Offenses

Includes Additional Sentences Imposed

Page 4 of 9

B - 48

GRAND TOTALS			TOTAL*	.5	1	1.5	2	2.5	3	3.5	4	4.5	5	10	15	20	25	>25	LIFE	AVG
VIOLATIONS			861	23	178	202	196	56	48	19	21	12	18	44	12	4	5	5	11	2.6
ATTEMPTS			823	21	174	193	185	54	46	18	21	12	18	44	12	4	5	5	11	2.7
Compiled Laws	Offense	Max. Penalty	31	2	4	9	11	2	2	1										1.6
750.157N1	Financial Transaction Device - Steal/ Retain w/o Consent	4 ATTEMPTS	15		8		7													1.4
750.157N2	Financial Transaction Device - Possess Fraudulent One	4 ATTEMPTS	1		1															1.0
750.157P	Financial Transaction Device - Possess w/Intent to Use/Sell	4 ATTEMPTS	3			1	2													1.8
750.157Q	Financial Transaction Device - Illegal Sale/Use	4 ATTEMPTS	9	1	5	2	1													1.0
750.15911	Criminal Enterprise - Conducting	20 ATTEMPTS	4						1	2	1									3.9
750.15914-A	Criminal Enterprise - Conspiracy	20 ATTEMPTS	2						1					1						6.5
750.165	Child Support - Fail to Pay	4 ATTEMPTS	1				1													1.9
750.174-B	Embezzlement - Agent or Trustee Over \$100	10 ATTEMPTS	1		1															1.0
750.1744A	Embezzlement - Agent or Trustee \$1,000 - < \$20,000	5 ATTEMPTS	8	1	1	1	4	1												1.5
750.1744B	Embezzlement - Agent or Trustee \$200 - < \$1,000, 2nd+ Offense	5 ATTEMPTS	1				1													1.6
750.1745A	Embezzlement - Agent or Trustee \$20,000 - < \$50,000	10 ATTEMPTS	7		1	2	1		2				1							2.3
750.174A4A	Embezzlement - Vulnerable Adult \$1,000 - < \$20,000	5 ATTEMPTS	1			1														1.5
750.174A5A	Embezzlement - Vulnerable Adult \$20,000 or More	10 ATTEMPTS	2				1						1							3.3
750.175	Embezzlement - Public Official Over \$50	10 ATTEMPTS	2			1	1													1.6
750.193	Escape - Prison	5 ATTEMPTS	1		1															1.0
750.1952	Escape - From Felony Jail Sentence	4 ATTEMPTS	2			2														1.5
750.1972	Escape - Awaiting Trial for Felony	4 ATTEMPTS	1			1														1.2
750.197C-A	Assault of Prison Employee	4 ATTEMPTS	1			1														1.2

NOTE: Be sure to check for related offense codes when examining a particular type of crime. They may or may not be in sequential order or even on the same page.

B3 2007 Commitments by Minimum Term Distribution for Women — All Offenses

Includes Additional Sentences Imposed

Page 5 of 9

B - 49

GRAND TOTALS			TOTAL*	.5	1	1.5	2	2.5	3	3.5	4	4.5	5	10	15	20	25	>25	LIFE	AVG	
VIOLATIONS			861	23	178	202	196	56	48	19	21	12	18	44	12	4	5	5	11	2.6	
ATTEMPTS			823	21	174	193	185	54	46	18	21	12	18	44	12	4	5	5	11	2.7	
Compiled Laws	Offense	Max. Penalty	31	2	4	9	11	2	2	1										1.6	
750.199A	Bond - Absconding or Forfeiting	4 ATTEMPTS	4			1	2	1													1.8
750.2184A	False Pretenses - \$1,000 - < \$20,000	5 ATTEMPTS	5			1	2	2													1.8
750.2185A	False Pretenses - \$20,000 or More	10 ATTEMPTS	1						1												3.0
750.2185B	False Pretenses - \$1,000 - < \$20,000, 3rd+ Offense	10 ATTEMPTS	1		1																1.0
750.224F	Weapons - Firearms, Possess by Felon	5 ATTEMPTS	3	1	1		1														1.1
750.226	Weapons - Dangerous Weapon, Carry w/Unlawful Intent	5 ATTEMPTS	3	1		1			1												1.6
750.227	Weapons - Carrying Concealed	5 ATTEMPTS	4		1	1	1		1												1.8
750.227B-A	Weapons - Felony Firearm	2 ATTEMPTS	1			1															1.3
750.248	Forgery	14 ATTEMPTS	14				14														2.0
750.249	Uttering & Publishing	14 ATTEMPTS	8		1	2	4	1													1.7
750.253	Utter & Publish - Counterfeit Bills/Notes	5 ATTEMPTS	2			1	1														1.7
750.261	Counterfeiting - Coins/Possess Less Than 5	10 ATTEMPTS	97	1	24	35	23	10	1		1			2							1.6
750.280	Fraud - Common Law	10 ATTEMPTS	6	2	1	2	1														1.0
750.316-A	Homicide - Murder 1st Degree, Premeditated	LIFE ATTEMPTS	1			1															1.5
750.316-B	Homicide - Felony Murder	LIFE ATTEMPTS	1			1															1.5
750.316	Homicide	LIFE ATTEMPTS	2																		1.2
750.317	Homicide - Murder 2nd Degree	LIFE ATTEMPTS	3																		2
750.317A	Delivery of Controlled Substance Causing Death	LIFE ATTEMPTS	2																		3
			15											1	2	2	5	4	1	22.7	
			3			1								2							5.5

NOTE: Be sure to check for related offense codes when examining a particular type of crime. They may or may not be in sequential order or even on the same page.

B3 2007 Commitments by Minimum Term Distribution for Women — All Offenses

Includes Additional Sentences Imposed

Page 6 of 9

B - 50

GRAND TOTALS			TOTAL*	.5	1	1.5	2	2.5	3	3.5	4	4.5	5	10	15	20	25	>25	LIFE	AVG
VIOLATIONS			861	23	178	202	196	56	48	19	21	12	18	44	12	4	5	5	11	2.6
ATTEMPTS			823	21	174	193	185	54	46	18	21	12	18	44	12	4	5	5	11	2.7
Compiled Laws	Offense	Max. Penalty	31	2	4	9	11	2	2	1										1.6
750.321-A	Homicide - Manslaughter, Statutory Short Form	15 ATTEMPTS	4			1		1					1	1						4.6
750.321-C	Homicide - Manslaughter, Involuntary	15 ATTEMPTS	5			1	2						1	1						3.2
750.321-E	Homicide - Manslaughter with Motor Vehicle	15 ATTEMPTS	1											1						6.0
750.321	Homicide - Manslaughter	15 ATTEMPTS	1											1						10.0
750.324	Homicide - Negligent Homicide	2 ATTEMPTS	1		1															1.0
750.349	Kidnapping	LIFE ATTEMPTS	2										1						1	5.0
750.3563A	Larceny - \$1,000 - < \$20,000	5 ATTEMPTS	1				1													1.7
750.356A3	Break and Enter - Vehicle With Damage	5 ATTEMPTS	2		1			1												1.7
750.356C	Retail Fraud - 1st Degree	5 ATTEMPTS	75	4	32	18	16	2	2	1										1.3
750.357	Larceny from Person	10 ATTEMPTS	6		2		2	1		1										1.8
750.357B	Weapons - Firearms - Larceny	5 ATTEMPTS	1				1													2.5
750.360	Larceny in Building	4 ATTEMPTS	1		1															1.6
750.3623A	Larceny By Conversion \$1,000 - < \$20,000	5 ATTEMPTS	19	1	9	2	4	3												1.4
750.362A2A	Failure to Return Rented Property \$20,000 or More	10 ATTEMPTS	1			1														1.1
750.3633A	Larceny by False Personation \$1,000 - < \$20,000	5 ATTEMPTS	2		2															.9
750.3633A	Larceny by False Personation \$1,000 - < \$20,000	5 ATTEMPTS	1	1																1.3
750.377B	Malicious Destruction Fire/Police Property	4 ATTEMPTS	1																	.3
750.411A1B	False Report of a Felony	4 ATTEMPTS	2		1		1													1.4
750.411A1B	False Report of a Felony	4 ATTEMPTS	4		2	1	1													1.1
750.411I	Stalking - Aggravated	5 ATTEMPTS	3	1	1									1						2.3

NOTE: Be sure to check for related offense codes when examining a particular type of crime. They may or may not be in sequential order or even on the same page.

B3 2007 Commitments by Minimum Term Distribution for Women — All Offenses

Includes Additional Sentences Imposed

Page 7 of 9

B - 51

GRAND TOTALS			TOTAL*	.5	1	1.5	2	2.5	3	3.5	4	4.5	5	10	15	20	25	>25	LIFE	AVG	
VIOLATIONS			823	21	174	193	185	54	46	18	21	12	18	44	12	4	5	5	11	2.7	
ATTEMPTS			31	2	4	9	11	2	2	1											1.6
Compiled Laws	Offense	Max. Penalty																			
750.413	Motor Vehicle - Unlawfully Driving Away	5 ATTEMPTS	11	1	2		4	1	3												1.9
750.414	Motor Vehicle - Unlawful Use	2 ATTEMPTS	1		1																1.0
750.422-B	Perjury - Court Proceeding	15 ATTEMPTS	2			1															1.1
750.423	Perjury - Other Than Court Proceeding	15 ATTEMPTS	1			1															1.7
750.451-D	Prostitution - 3rd+ Offense	2 ATTEMPTS	1																		1.5
750.479A3	Police Officer - Fleeing (Penal Code) 3rd Degree	5 ATTEMPTS	8		1	6	1														1.3
750.50-B	Animals - Abandon/Cruelty - 3rd Offense	4 ATTEMPTS	2				1							1							4.8
750.505-A	Obstruction of Justice	5 ATTEMPTS	1			1															1.1
750.520B1A	CSC - 1st Degree - Person Under 13	LIFE ATTEMPTS	1																		1.5
750.520C1B	CSC - 2nd Degree - Relationship	15 ATTEMPTS	3											1	1				1		9.7
750.520C1K	CSC - 2nd Degree - County Prisoner	15 ATTEMPTS	2			1		1													2.0
750.520C1L	CSC - 2nd Degree - Detained Juvenile	15 ATTEMPTS	1			1															1.3
750.520D	CSC - 3rd Degree - Multiple Variables	15 ATTEMPTS	1						1												3.0
750.520D1A	CSC - 3rd Degree - Person 13-15	15 ATTEMPTS	1								1		1		1						3.0
750.520D1B	CSC - 3rd Degree - Force/Coercion	15 ATTEMPTS	4		1							1	1								5.5
750.520E1A-A	CSC - 4th Degree - Victim 13-16	2 ATTEMPTS	1							1					1						3.3
750.529	Robbery - Armed	LIFE ATTEMPTS	1											1							6.5
750.529A	Carjacking	LIFE ATTEMPTS	2			2															1.3
GRAND TOTALS			861	23	178	202	196	56	48	19	21	12	18	44	12	4	5	5	11	2.6	

NOTE: Be sure to check for related offense codes when examining a particular type of crime. They may or may not be in sequential order or even on the same page.

B3 2007 Commitments by Minimum Term Distribution for Women — All Offenses

Includes Additional Sentences Imposed

Page 8 of 9

B - 52

			TOTAL*	.5	1	1.5	2	2.5	3	3.5	4	4.5	5	10	15	20	25	>25	LIFE	AVG
GRAND TOTALS			861	23	178	202	196	56	48	19	21	12	18	44	12	4	5	5	11	2.6
VIOLATIONS			823	21	174	193	185	54	46	18	21	12	18	44	12	4	5	5	11	2.7
ATTEMPTS			31	2	4	9	11	2	2	1										1.6
Compiled Laws	Offense	Max. Penalty																		
750.530	Robbery - Unarmed	15 ATTEMPTS	20			2	5	1	3		6		2	1						3.2
750.531-A	Bank Robbery	LIFE ATTEMPTS	3		1		1				1									2.2
750.535-A	Stolen Property - Rec & Conc Over \$100 (obsolete)	5 ATTEMPTS	1			1														1.5
750.5353A	Stolen Property - Rec & Conc \$1,000 - < \$20,000	5 ATTEMPTS	2 1		1		1 1													1.3 1.7
750.5357	Stolen Property - Rec & Conc Motor Vehicle	5 ATTEMPTS	2			1	1													1.7
750.535B	Weapons - Firearms - Receive & Conceal	10 ATTEMPTS	2				2													1.8
750.72-A	Arson - Dwelling House	20 ATTEMPTS	2						1				1							4.0
750.73	Arson - Real Property	10 ATTEMPTS	2			1			1											2.2
750.741C1	Arson - Pers. Prop. \$1,000 - < \$20,000	5 ATTEMPTS	1					1												2.3
750.771C1	Arson - Prepare to Burn Property \$1,000 - < \$20,000	5 ATTEMPTS	1			1														1.3
750.81D1	Police Officer - Assault/Resist/Obstruct	2 ATTEMPTS	10		2	6	1		1											1.4
750.81D2	Police Officer - Assault/Resist/Obstruct Causing Injury	4 ATTEMPTS	1		1															1.0
750.82	Felonious Assault	4 ATTEMPTS	11	1	2	5	1	1			1									1.6
750.83	Assault w/Intent to Murder	LIFE ATTEMPTS	4											2		1			1	10.6
750.84	Assault w/Intent to do Great Body Harm Less Than Murder	10 ATTEMPTS	27 2		3	5 1	3 1	3	6	2	1		2	1	1					2.9 1.6
750.85	Torture	LIFE ATTEMPTS	3												3					14.0
750.88	Assault w/Intent to Rob While Unarmed	15 ATTEMPTS	1												1					14.0
750.89	Assault w/Intent to Rob While Armed	LIFE ATTEMPTS	4							1		1		2						6.4

NOTE: Be sure to check for related offense codes when examining a particular type of crime. They may or may not be in sequential order or even on the same page.

B3 2007 Commitments by Minimum Term Distribution for Women — All Offenses

Includes Additional Sentences Imposed

Page 9 of 9

B - 53

Compiled Laws			Minimum Term Distribution																	
Offense	Max. Penalty	ATTEMPTS	TOTAL*	.5	1	1.5	2	2.5	3	3.5	4	4.5	5	10	15	20	25	>25	LIFE	AVG
GRAND TOTALS			861	23	178	202	196	56	48	19	21	12	18	44	12	4	5	5	11	2.6
VIOLATIONS			823	21	174	193	185	54	46	18	21	12	18	44	12	4	5	5	11	2.7
ATTEMPTS			31	2	4	9	11	2	2	1										1.6
750.90A	Asslt - Pregnant Individ. Intentional Causing Miscarriage/Stillbirth	LIFE ATTEMPTS	1											1						6.0
750.91	Homicide - Attempted Murder	LIFE ATTEMPTS	1				1													2.5
752.542A	Prisons - Riots	10 ATTEMPTS	2				2													1.9
752.7973D	Computers - Use to Commit Crime Max 4 - < 10 yrs	7 ATTEMPTS	1				1													1.6
752.7973E	Computers - Use to Commit Crime Max 10 - < 20 yrs	10 ATTEMPTS	1				1													2.0
752.7973F	Computers - Use to Commit Crime Max 20 yrs or More	20 ATTEMPTS	1											1						6.0
800.2814	Prisons - Prisoner Possessing Contraband	5 ATTEMPTS	1	1																.5
801.2632	Jails - Prisoner Possessing Contraband	5 ATTEMPTS	2		1	1														1.1

NOTE: Be sure to check for related offense codes when examining a particular type of crime. They may or may not be in sequential order or even on the same page.

*Sentences with Insufficient Information = 7.

Largest minimum term is reported.

When minimum terms exceed maximum penalties, that may be due to anomalies in criminal justice practices, habitualized offenses, database errors, etc.

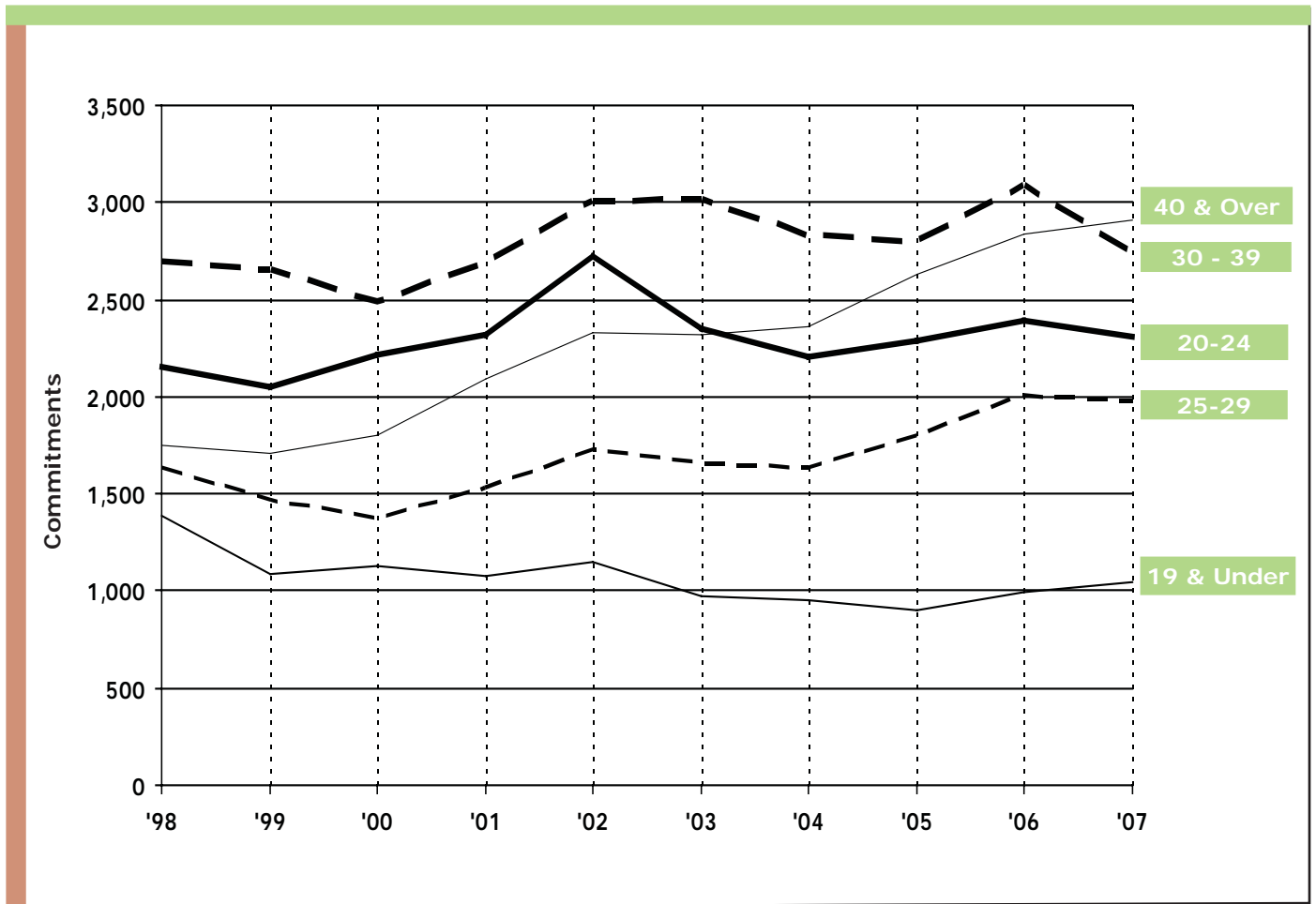
Each minimum term category is rounded up from the preceding category (for example, the ten-year category includes all minimums longer than five years up to exactly ten years).

Minimum term averages are based on raw data (with life sentences excluded from the calculations).

Source: Corrections Management Information System (CMIS)

B4a Commitments by Age for Men, 1998 - 2007

Includes Additional Sentences Imposed



B4b Commitments by Age, Race and Gender as of December 2007

Includes Additional Sentences Imposed

Age Group	TOTAL COMMITMENTS*		MALE COMMITMENTS						FEMALE COMMITMENTS					
			Total Male		White		Non-White		Total Female		White		Non-White	
	Count	PCNT	Count	PCNT	Count	PCNT	Count	PCNT	Count	PCNT	Count	PCNT	Count	PCNT
19 and Under	1,076	9.1	1,047	9.5	372	3.4	675	6.2	29	3.4	16	1.9	13	1.5
20 - 24	2,419	20.5	2,307	21.0	1,083	9.9	1,224	11.2	112	13.1	66	7.7	46	5.4
25 - 29	2,127	18.0	1,973	18.0	917	8.4	1,056	9.6	154	18.0	93	10.9	61	7.1
30 - 39	2,983	25.2	2,730	24.9	1,331	12.1	1,399	12.8	253	29.5	151	17.6	102	11.9
40 and Over	3,216	27.2	2,907	26.5	1,583	14.4	1,324	12.1	309	36.1	172	20.1	137	16.0
Totals	11,850	100.0	10,964	100.0	5,286	48.2	5,678	51.8	857	100.0	498	58.1	359	41.9
SUBTOTALS AS PERCENT OF TOTAL	100.0		92.8		44.8		48.0		7.2		4.2		3.0	

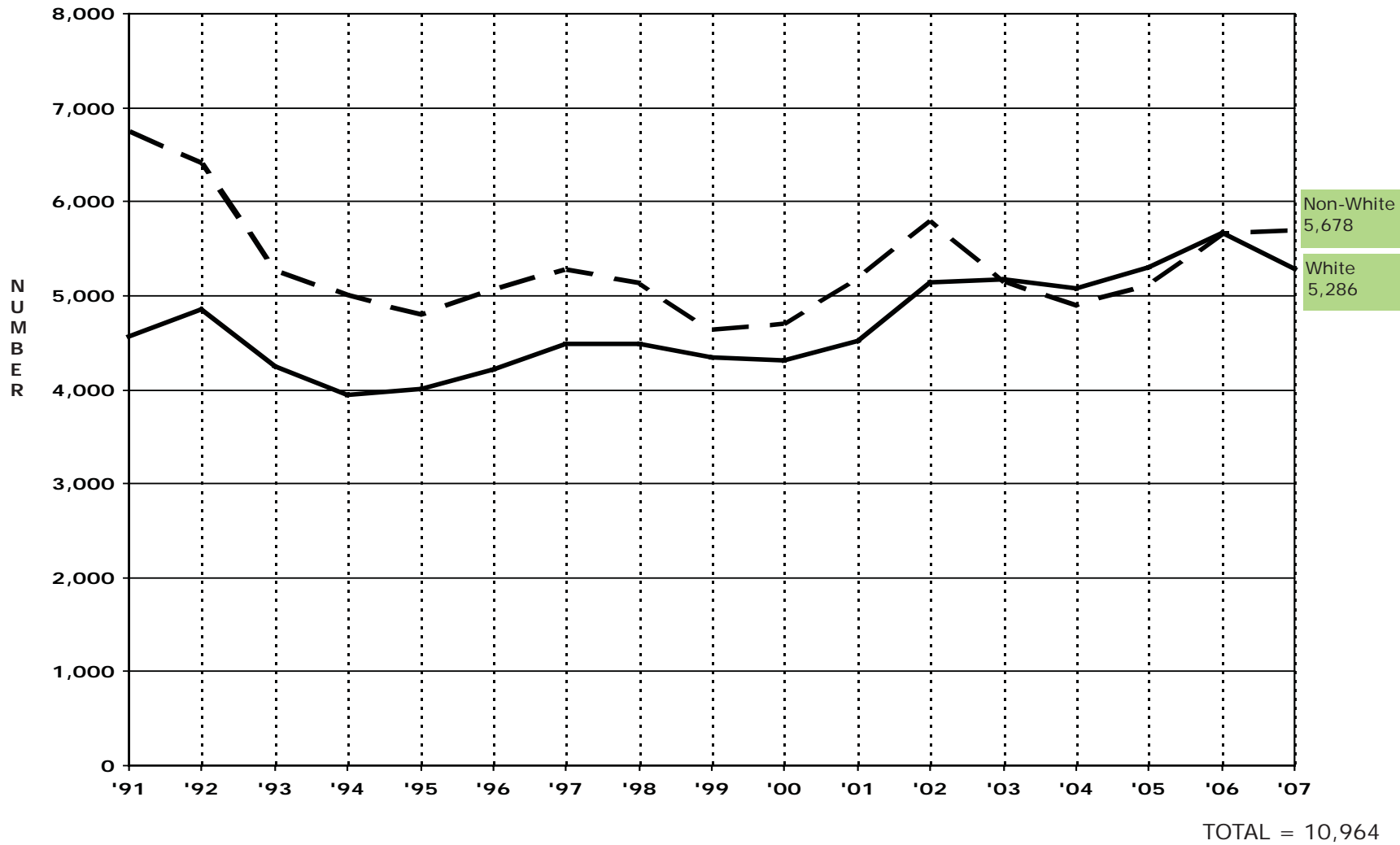
*Cases with Insufficient Information = 29 (excluded from % calculations).

SOURCE: Corrections Management Information System (CMIS)

B5a Commitments by Race for Men, 1991 - 2007

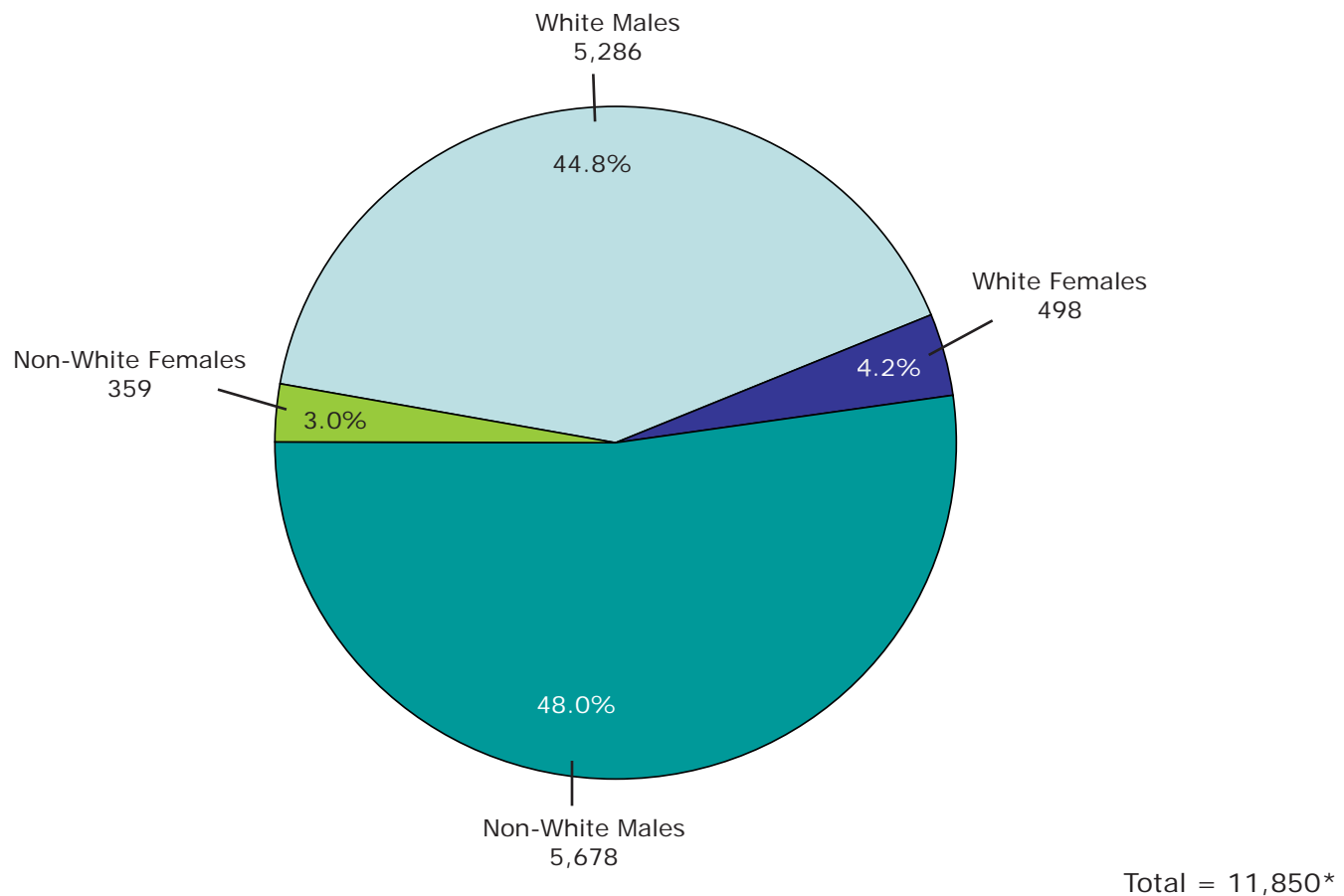
Includes Additional Sentences Imposed

B - 55



SOURCE: Corrections Management Information System (CMIS)

B5b Total 2007 Commitments by Race and Gender
Includes Additional Sentences Imposed



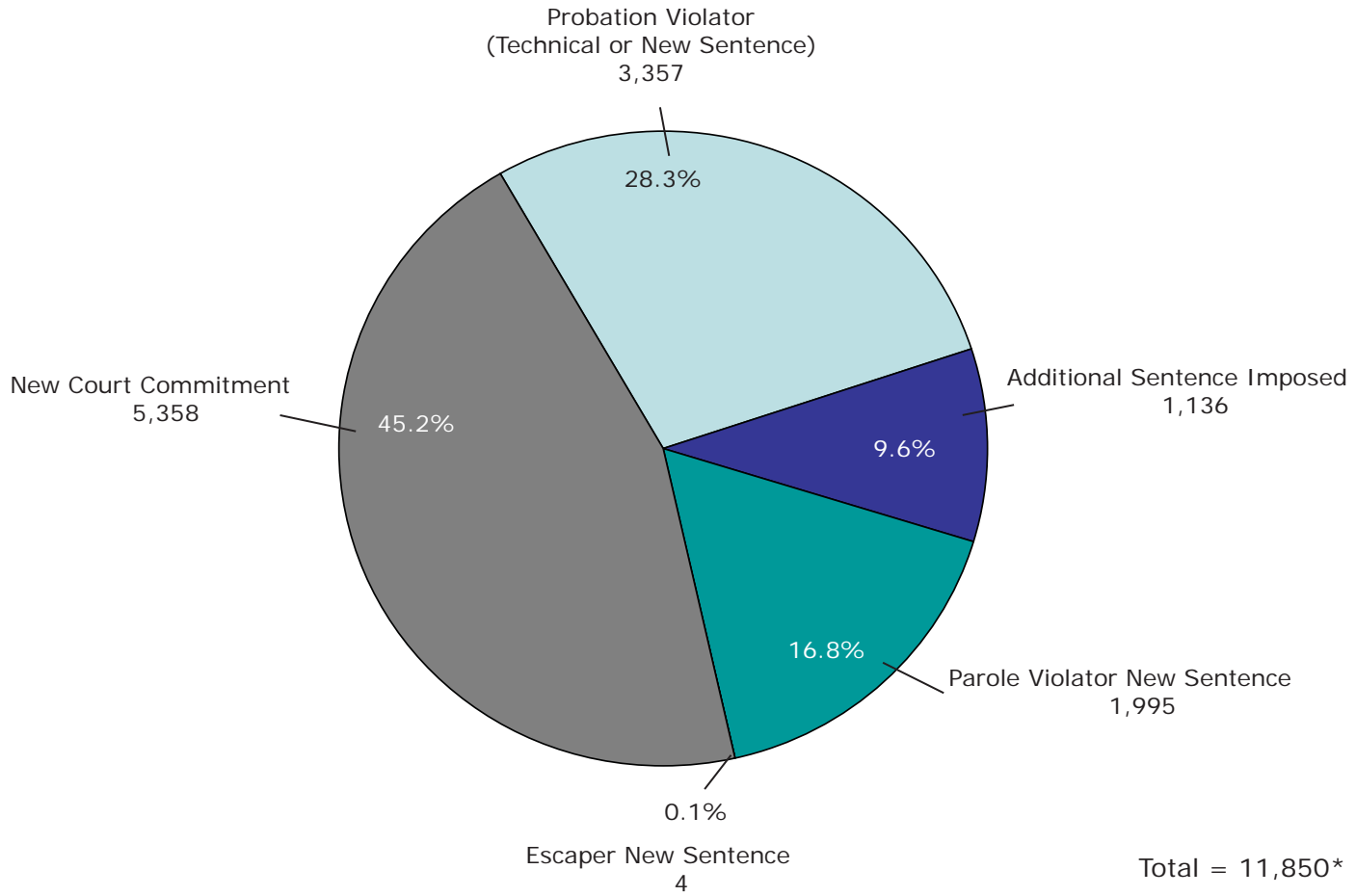
B - 56

Source: Corrections Management Information System (CMIS)
*Cases with insufficient information = 29 (excluded from % calculations)

B6 2007 Prison Commitments by Type

Includes Additional Sentences Imposed

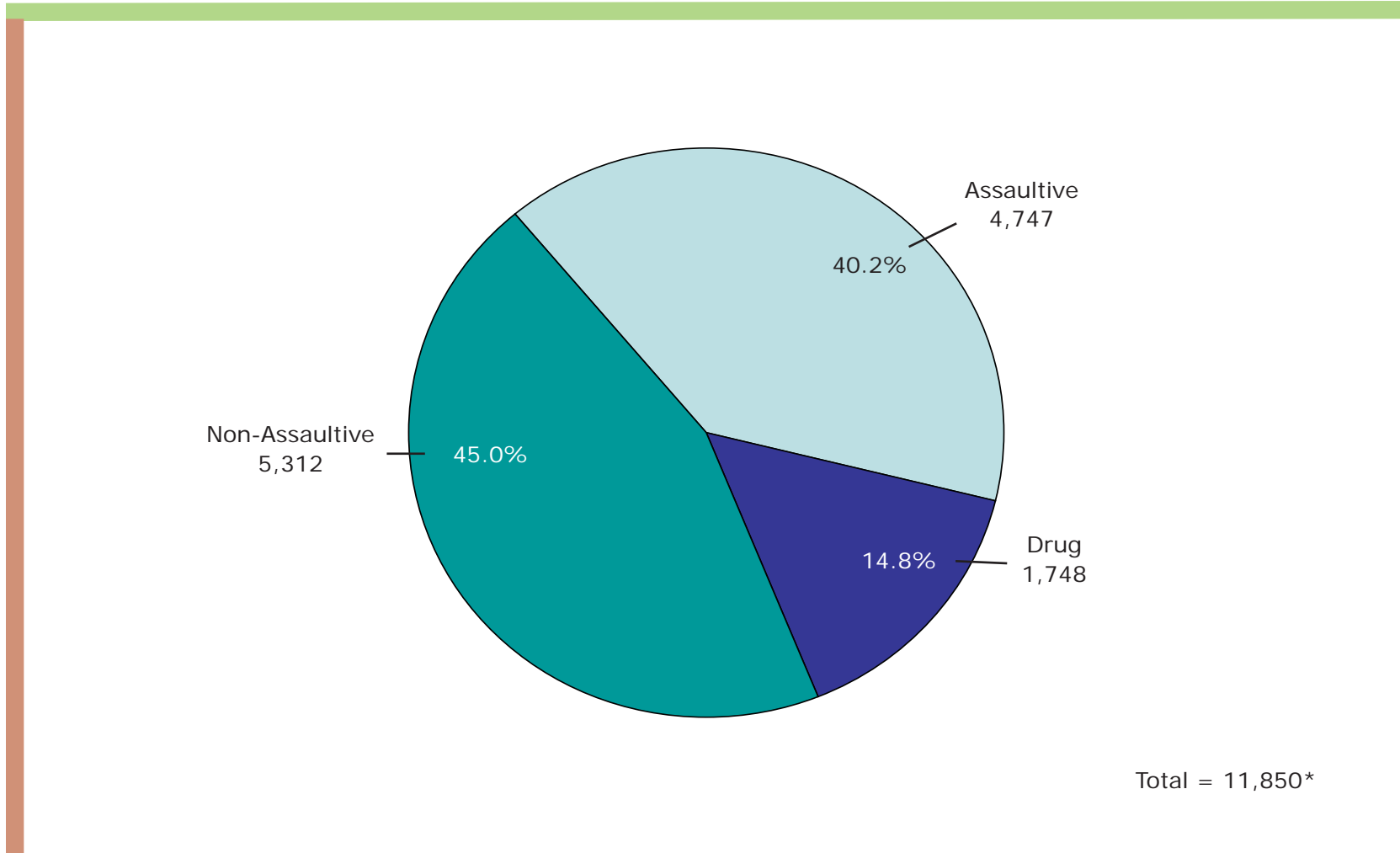
B - 57



Source: Corrections Management Information System (CMIS)
*Cases with insufficient information = 29 (excluded from % calculations)

B7 2007 Prisoner Intake by Major Crime Types
Includes Additional Sentences Imposed

B - 58



SOURCE: Corrections Management Information System (CMIS)
*43 cases have insufficient information to determine crime type

Prisoner Population



This section presents descriptions of Michigan's correctional facilities and statistics regarding the characteristics of the prisoner population.

The map shows the location of each Michigan prison and camp, as well as a geographic breakdown of the Correctional Facilities Administration (CFA) regions. The map is followed by a description of each facility.

Table C is a breakdown of the net operating capacity of the institutions and camps by security level.

Table Ca displays the end-of-year institution and camp population from 1993 through 2007.

Table C1 shows the total prisoner population broken down by minimum sentence and offense. The total population includes prisoners housed in institutions, camps, the SAI-Prison program and Community Residential Programs (CRP). Tables C1a through C1c show the information in Table C1 broken down by major crime categories (i.e., non-assaultive, drug and assaultive). Table C2 shows the total *female*

prisoner population broken down by minimum sentence and offense.

The crimes in the C1 series of tables and the C2 table are sorted by Michigan Compiled Law (MCL) numbers and Prosecuting Attorney's Coordinating Council (PACC) codes (the sort order used since 1999). Since this sort order keeps sequential codes together, similar crimes that have identical maximum penalties are not consolidated. This level of detail provides much richer information, but the reader must be careful to watch for related codes when attempting to examine the prison population frequency and minimum term distribution for a particular type of crime. For example, several separate offense codes now appear for the crime of first degree criminal sexual conduct (750.520B--) because each code represents a specific characteristic of the offense.

Tables C3a through C3c summarize the total prisoner population broken down by age, location and race.

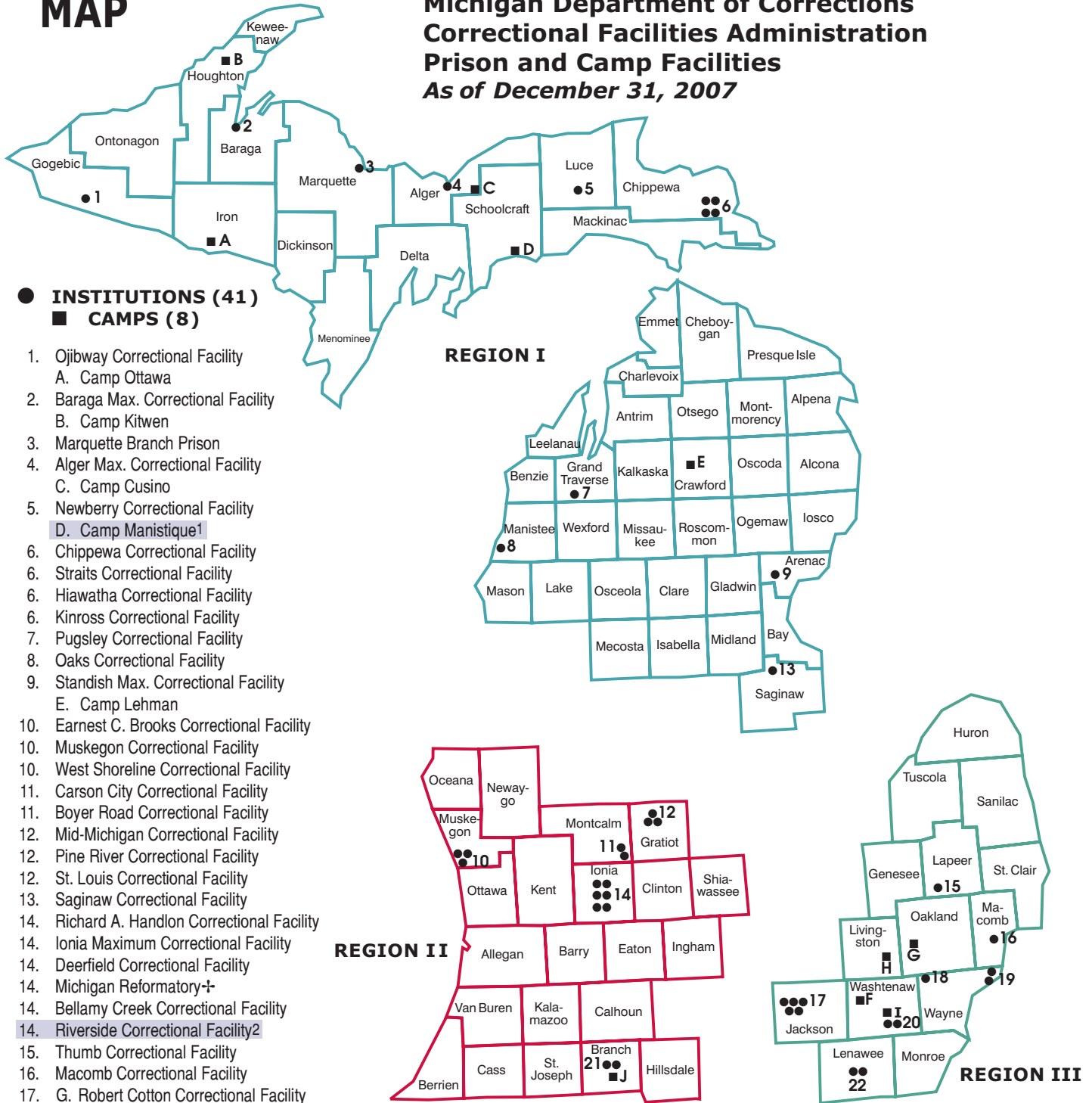
Table C4 summarizes the movement of prisoners into and out of the institution and

camp population during 2007. To demonstrate the effect of prisoner movement on the size of the institution and camp population, Table C4 reports only the movements onto and off of the institution/camp count. In other words, the table ignores movement types that do not affect the total count (e.g., movements *between* institutions). It also does not show prisoner movements that do not involve prison/camp locations (e.g., prisoner movements to parole from CRP locations).

Table C5 shows the number of escapes from secure DOC custody from 2000 through 2007.

MAP

Michigan Department of Corrections Correctional Facilities Administration Prison and Camp Facilities As of December 31, 2007



● **INSTITUTIONS (41)**
■ **CAMPS (8)**

1. Ojibway Correctional Facility
A. Camp Ottawa
2. Baraga Max. Correctional Facility
B. Camp Kitwen
3. Marquette Branch Prison
4. Alger Max. Correctional Facility
C. Camp Cusino
5. Newberry Correctional Facility
D. Camp Manistique¹
6. Chippewa Correctional Facility
6. Straits Correctional Facility
6. Hiawatha Correctional Facility
6. Kinross Correctional Facility
7. Pugsley Correctional Facility
8. Oaks Correctional Facility
9. Standish Max. Correctional Facility
E. Camp Lehman
10. Earnest C. Brooks Correctional Facility
10. Muskegon Correctional Facility
10. West Shoreline Correctional Facility
11. Carson City Correctional Facility
11. Boyer Road Correctional Facility
12. Mid-Michigan Correctional Facility
12. Pine River Correctional Facility
12. St. Louis Correctional Facility
13. Saginaw Correctional Facility
14. Richard A. Handlon Correctional Facility
14. Ionia Maximum Correctional Facility
14. Deerfield Correctional Facility
14. Michigan Reformatory†
14. Bellamy Creek Correctional Facility
14. Riverside Correctional Facility²
15. Thumb Correctional Facility
16. Macomb Correctional Facility
17. G. Robert Cotton Correctional Facility
17. Cooper Street Correctional Facility
F. SAI (Boot Camp)
17. Charles E. Egeler RGC*
17. Parnall Correctional Facility
17. Southern Michigan Correctional Facility³
18. Robert Scott Correctional Facility*
G. Camp White Lake
19. Mound Correctional Facility
19. Ryan Correctional Facility

REGION II

20. Huron Valley Complex
— Men⁵
— Women⁵
H. Camp Brighton⁴
- I. Camp Valley

REGION III

21. Florence Crane Correctional Facility
J. Camp Branch
21. Lakeland Correctional Facility
22. Parr Highway Correctional Facility
22. Gus Harrison Correctional Facility

* Includes reception centers
† Reopened November 2007

¹ Closed October 20, 2007 ² Closed November 3, 2007 ³ Closed November 17, 2007 ⁴ Closed March 25, 2007

⁵ Inpatient psychiatric units operated by the Michigan Department of Community Health

Michigan Department of Corrections Facilities

December 31, 2007

FACILITIES

- Alger Maximum Correctional Facility (LMF)
- Baraga Maximum Correctional Facility (AMF)
- Bellamy Creek Correctional Facility (IBC)
- Boyer Road Correctional Facility (OTF) - *Information regarding this facility under Carson City Correctional Facility (DRF)*
- Brooks, Earnest C. Correctional Facility (LRF)
- Carson City Correctional Facility (DRF)
- Chippewa Correctional Facility (URF)
- Cooper Street Correctional Facility (JCS)
- Cotton, G. Robert Correctional Facility (JCF)
- Crane, Florence Correctional Facility (ACF) - *Information regarding this facility under Lakeland Correctional Facility (LCF)*
- Deerfield Correctional Facility (ITF) - *Information regarding this facility under Riverside Correctional Facility (RCF)*
- Egeler, Charles E. Reception and Guidance Center (RGC)
- Handlon, Richard A. Correctional Facility (MTU)
- Harrison, Gus Correctional Facility (ARF)
- Hiawatha Correctional Facility (HTF) - *Information regarding this facility under Kinross Correctional Facility (KCF)*
- Huron Valley Complex - Men (HVM) Women (WHV)
- Ionia Maximum Correctional Facility (ICF)
- Kinross Correctional Facility (KCF)
- Lakeland Correctional Facility (LCF)
- Macomb Correctional Facility (MRF)
- Marquette Branch Prison (MBP)
- Michigan Reformatory (RMI)
- Mid-Michigan Correctional Facility (STF) - *Information regarding this facility under St. Louis Correctional Facility (SLF)*
- Mound Correctional Facility (NRF)
- Muskegon Correctional Facility (MCF)
- Newberry Correctional Facility (NCF)
- Oaks Correctional Facility (ECF)
- Ojibway Correctional Facility (OCF)
- Parnall Correctional Facility (SMT)
- Parr Highway Correctional Facility (ATF) - *Information regarding this facility under Gus Harrison Correctional Facility (ARF)*

- Pine River Correctional Facility (SPR)
- Pugsley Correctional Facility (MPF)
- Riverside Correctional Facility (RCF) - *Closed 11/2007*
- Ryan Correctional Facility (RRF)
- Saginaw Correctional Facility (SRF)
- Scott, Robert Correctional Facility (SCF)
- St. Louis Correctional Facility (SLF)
- Southern Michigan Correctional Facility (JMF) - *Closed 11/2007*
- Standish Maximum Correctional Facility (SMF)
- Straits Correctional Facility (KTF) - *Information regarding this facility under Chippewa Correctional Facility (URF)*
- Thumb Correctional Facility (TCF)
- West Shoreline Correctional Facility (MTF) - *Information regarding this facility under Earnest C. Brooks Correctional Facility (LRF)*

CAMPS

- Camp Branch (CDW) - *Information regarding this camp under Florence Crane Correctional Facility (ACF)*
- Camp Brighton (CBI) - *Information regarding this camp under Huron Valley Complex - Women (WHV); Closed 3/2007*
- Camp Cassidy Lake (SAI Boot Camp) - *Information regarding this camp under Cooper Street Correctional Facility (JCS)*
- Camp Cusino (CCU) - *Information regarding this camp under Alger Maximum Correctional Facility (LMF)*
- Camp Kitwen (CKT) - *Information regarding this camp under Baraga Maximum Correctional Facility (AMF)*
- Camp Lehman (CLE) - *Information regarding this camp under Standish Maximum Correctional Facility (SMF)*
- Camp Manistique (CMQ) - *Information regarding this camp under Newberry Correctional Facility (NCF); Closed 10/2007*
- Camp Ottawa (COT) - *Information regarding this camp under Ojibway Correctional Facility (OCF)*
- Camp Valley (CVH) - *Information regarding this camp under Huron Valley - Women (WHV); Opened 3/2007*
- Camp White Lake (CWL) - *Information regarding this camp under Scott, Robert Correctional Facility (SCF); Opened 3/2007*

2007 Facility Descriptions

Alger Maximum Correctional Facility (LMF)

Warden David Bergh
Deputy Warden Lloyd Rapelje
Industrial Park Drive, P.O. Box 600
Munising, MI 49862
(906) 387-5000; FAX (906) 387-5019

Opened: August 1990
Total Capacity: 536
Net Operating Capacity: 522
Age Limits: Males, 17 or older
Security Level: V (maximum)
Appropriation for 2007/2008: \$31,635,000
Appropriated per capita for prisoner care and custody: \$102.09

Camp Cusino (CCU)

ADW Dan Lesatz
N5398 Percy Road
Shingleton, MI 49884
(906) 452-6248; FAX (906) 452-6585

Opened: 1951
Total Capacity: 320
Net Operating Capacity: 320
Security Level: I (minimum)
Appropriation for 2007/2008: Included in the budget of Alger Maximum Correctional Facility (LMF)
Appropriated per capita for prisoner care and custody: Included in the budget of LMF

Baraga Maximum Correctional Facility (AMF)

Warden Greg McQuiggin
Deputy Warden Linda Tribley
1392401 Wadaga Road
Baraga, MI 49908-9204
(906) 353-7070; FAX (906) 353-8760

Opened: June 1993
Total Capacity: 896
Net Operating Capacity: 874
Age Limits: Males, 17 or older
Security Level: I and V
Appropriation for 2007/2008: \$37,572,000
Appropriated per capita for prisoner care and custody: \$87.83

Camp Kitwen (CKT)

ADW Vacant
M-26 South, P.O. Box 7
Painesdale, MI 49955
(906) 288-3791; FAX (906) 288-3009

Opened: July 1991
Total Capacity: 288
Net Operating Capacity: 288
Security Level: I (minimum)
Appropriation for 2007/2008: Included in the budget of Baraga Maximum Correctional Facility (AMF)
Appropriated per capita for prisoner care and custody: Included in the budget of AMF

Shaded Information Groups list camps and facilities under the facility that administers them.

Bellamy Creek Correctional Facility (IBC)

Warden Ken McKee
Deputy Warden Cathleen Stoddard
1727 W. Bluewater Hwy.
Ionia, MI 48846
(616) 527-2510; FAX (616) 527-7089

Opened: 12/2001
Total Capacity: 1,888
Net Operating Capacity: 1,862
Age Limits: Males, 17 or older
Security Level: I, II and IV
Appropriation for 2007/2008: \$43,312,000
Appropriated per capita for prisoner care and custody: \$64.84

Brooks, Earnest C. Correctional Facility (LRF)

Warden Mary Berghuis
Deputy Warden Rick Smith
2500 S. Sheridan Road
Muskegon Heights, MI 49444
(231) 773-9200; FAX (231) 777-2097

Opened: June 1989
Total Capacity: 1,246
Net Operating Capacity: 1,235
Age Limits: Males, 17 or older
Security Level: I, II and IV
Appropriation for 2007/2008: \$43,888,900
Appropriated per capita for prisoner care and custody: \$54.66

West Shoreline Correctional Facility (MTF)

Warden Mary Berghuis
A/Deputy Warden Bobbi Smith
2500 S. Sheridan Drive
Muskegon Heights, MI 49444
(231) 773-1122; FAX (231) 777-2097

Opened: October 1987
Total Capacity: 1,222
Net Operating Capacity: 1,221
Age Limits: Males, all ages
Security Level: Secure Level I
Appropriation for 2007/2008: Included in the budget of Earnest C. Brooks Correctional Facility (LRF)
Appropriated per capita for prisoner care and custody: Included in the budget of LRF

Carson City Correctional Facility (DRF)

Warden Blaine C. Lafler
Deputy Warden Tony Trierweiler
10522 Boyer Rd.
Carson City, MI 48811
(989) 584-3941; FAX (989) 584-6535

Opened: August 1989
Total Capacity: 1,246
Net Operating Capacity: 1,233
Age Limits: Males, 17 or older
Security Level: I, II and IV
Appropriation for 2007/2008: \$44,784,000
Appropriated per capita for prisoner care and custody: \$55.77

Boyer Road Correctional Facility (OTF)

Warden Blaine C. Lafler
Deputy Warden Lori Gidley
10274 Boyer Road
Carson City, MI 48811
(989) 584-3941; FAX (989) 584-6535

Opened: November 1987
Total Capacity: 1,223
Net Operating Capacity: 1,221
Age Limits: Males, 17 or older
Security Level: Secure Level I
Appropriation for 2007/2008: Included in the budget of Carson City Correctional Facility (DRF)
Appropriated per capita for prisoner care and custody: Included in the budget of DRF

Chippewa Correctional Facility (URF)

Warden Jeri-Ann Sherry
Deputy Warden John Boynton
4269 W. M-80
Kincheloe, MI 49784
(906) 495-2275; FAX (906) 495-5836

Opened: August 1989
Total Capacity: 1,150
Net Operating Capacity: 1,132
Age Limits: Males, 17 or older
Security Level: I, III and IV
Appropriation for 2007/2008: \$45,928,600
Appropriated per capita for prisoner care and custody: \$59.30

Straits Correctional Facility (KTF)

Warden Jeri-Ann Sherry
Deputy Warden Mitch Perry
4387 W. M-80
Kincheloe, MI 49785
(906) 495-5674; FAX (906) 495-5836

Opened: May 1988
Total Capacity: 1,122
Net Operating Capacity: 1,117
Age Limits: Males, all ages
Security Level: Level II
Appropriation for 2007/2008: Included in the budget of Chippewa Correctional Facility (URF)
Appropriated per capita for prisoner care and custody: Included in the budget of URF

Cooper Street Correctional Facility (JCS)

Warden Bruce Curtis
Deputy Warden John Ocwieja
3100 Cooper Street
Jackson, MI 49201
(517) 780-6175; FAX (517) 780-6811

Opened: 1997
Total Capacity: 1,634
Net Operating Capacity: 1,632
Age Limits: Males, 17 or older
Security Level: Secure Level I
Appropriation for 2007/2008: \$24,832,800
Appropriated per capita for prisoner care and custody: \$50.03

Camp Cassidy Lake (SAI Boot Camp)

Deputy Fred Goff
18901 Waterloo Road
Chelsea, MI 48118
(734) 475-1368

Opened in 1988 for male probationers. In 1992, expanded to include both male and female prisoners and probationers.
Level I facility housing male (ZLI) and female (ZLW) prisoners participating in the Special Alternative Incarceration (SAI) Program.
Effective June 2004, the responsibility for the SAI Program transferred from the Field Operations Administration to the Correctional Facilities Administration with Cooper Street Correctional Facility providing administrative oversight.

Cotton, G. Robert Correctional Facility (JCF)

Warden Debra Scutt
Deputy Warden Joe Barrett
3500 N. Elm Road
Jackson, MI 49201
(517) 780-5000; FAX (517) 780-5100

Opened: December 1985
Total Capacity: 1,854
Net Operating Capacity: 1,824
Age Limits: Males, 17 or older
Security Level: I, Secure I, II and IV
Appropriation for 2007/2008: \$39,582,400
Appropriated per capita for prisoner care and custody: \$58.49

Egeler, Charles E. Reception and Guidance Center (RGC)

Warden Jeffrey T. White
Deputy Warden CC. Brown-Brandon
3855 Cooper Street
Jackson, MI 49201
(517) 780-5600; FAX (517) 780-5814
Duane Waters Hospital (517) 780-5600;
FAX (517) 780-5677

Opened as Charles Egeler Reception and Guidance Center (RGC) in July 2002
Total Capacity: 1,380
Net Operating Capacity: 1,376
Age Limits: All male commitments 17 years or older are processed through this center
Security Levels: I, II and Reception
Appropriation for 2007/2008: \$52,551,800
Appropriated per capita for prisoner care and custody: \$90.49

Handlon, Richard A. Correctional Facility (MTU)

Warden John Prelesnik
Deputy Warden Mark Gassman
1728 Bluewater Highway
Ionia, MI 48846
(616) 527-3100; FAX (616) 527-3161

Opened: January 1958
Total Capacity: 1,294
Net Operating Capacity: 1,291
Age Limits: Males, 17 or older
Security Level: II
Appropriation for 2007/2008: \$24,639,200
Appropriated per capita for prisoner care and custody: \$51.14

Harrison, Gus Correctional Facility (ARF)

Warden Thomas K. Bell
Deputy Warden Lee McRoberts
2727 E. Beecher Street
Adrian, MI 49221
(517) 265-3900; FAX (517) 265-9542

Opened: March 1991
Total Capacity: 1,140
Net Operating Capacity: 1,119
Age Limits: Males, 17 or older
Security Level: I, II and IV
Appropriations for 2007/2008: \$46,422,600
Appropriated per capita for prisoner care and custody: \$56.23

Parr Highway Correctional Facility (ATF)

Warden Thomas K. Bell
Deputy Warden William Ray
2727 E. Beecher
Adrian, MI 49221
(517) 263-3500; FAX (517) 264-9542

Opened: May 1989
Total Capacity: 1,246
Net Operating Capacity: 1,233
Age Limits: Males, all ages
Security Level: Secure Level I
Appropriation for 2007/2008: Included in the budget of Gus Harrison Correctional Facility (ARF)
Appropriated per capita for prisoner care and custody: Included in the budget of ARF

**Huron Valley Complex - MEN (HVM)
- WOMEN (WHV)**

Warden Susan Davis
Deputy Warden Vacant (HVM)
Deputy Warden Oliva Bruce (WHV)
3201 Bemis Road (HVM)
3511 Bemis Road (WHV)
Ypsilanti, MI 48197
(734) 572-9900; FAX (734) 572-9499 (HVM)
(734) 434-5888; FAX (734) 572-9499 (WHV)

Effective 2004, the Huron Valley Correctional Facility (HVM) and the Huron Valley Center (HVC) were integrated into the Huron Valley Complex. The Complex, secured and run by the MDOC, consolidates mental health services and staff from both the MDOC and the Department of Community Health - Corrections Mental Health Program (DCH-CMHP) providing services to both male (HVM) and female (HVC) prisoners/patients.

Age Limits: Males and Females, all ages
Security Level: IV Men; I and II Female
Total Capacity: 554 (HVM); 927 (WHV)
Net Operating Capacity: 520 (HVM); 929 (WHV)
Appropriation for 2007/2008: \$62,541,300
Appropriated per capita for prisoner care and custody: \$103.35

Camp Brighton (CBI)

Closed March, 2007. Prisoners will be divided between Camp White Lake (CWL) [see Scott, Robert Correctional Facility (SCF)], and Camp Valley (CVH).

Opened in February 1952 for youthful male offenders. In 2001 became a female facility.

Camp Valley (CVH)

RUM: Laura Williams
P.O. Box 945 (or) 3413 Bemis Rd.
Ypsilanti, MI 48197
(734) 572-8700; FAX (734) 572-8898

Re-opened in March, 2007 as a work camp for female offenders under the direction of the Huron Valley Complex - Women (HVC). This site was previously utilized as a Huron Valley TRV center for men.

Total Capacity: 232
Net Operating Capacity: 232
Security Level: I (minimum)

Ionia Maximum Correctional Facility (ICF)

Warden Willie Smith
Deputy Warden Nannette Norwood
1576 W. Bluewater Highway
Ionia, MI 48846
(616) 527-6331; FAX (616) 527-6863

Opened: May 1987
Total Capacity: 706
Net Operating Capacity: 666
Age Limits: Males, 17 or older
Security Level: II and V
Appropriation for 2007/2008: \$28,745,800
Appropriated per capita for prisoner care and custody: \$118.07

Kinross Correctional Facility (KCF)

Warden Linda Metrish
A/Deputy Warden Kathy Olson
16770 S. Watertower Drive
Kincheloe, MI 49788
(906) 495-2282; FAX (906) 495-5837

Opened: January 1978
Total Capacity: 1,837
Net Operating Capacity: 1,796
Age Limits: Males, 17 or older
Security Level: I and II
Appropriation for 2007/2008: \$53,525,900
Appropriated per capita for prisoner care and custody: \$53.15

Hiawatha Correctional Facility (HTF)

Warden Linda Metrish
Deputy Warden Duncan MacLaren
4533 W. Industrial Park Dr.
Kincheloe, MI 49786-0001
(906) 495-5661; FAX (906) 495-5291

Opened: February 1989
Total Capacity: 1,282
Net Operating Capacity: 1,280
Age Limits: Men, 17 or older
Security Level: Secure Level I
Appropriation for 2007/2008: Included in the budget of Kinross Correctional Facility (KCF)
Appropriated per capita for prisoner care and custody: Included in the budget of KCF

Lakeland Correctional Facility (LCF)

Warden Carol Howes
Deputy Warden Bonita Hoffner
141 First Street
Coldwater, MI 49036
(517) 278-6942; FAX (517) 279-0327

Opened: Annex - December 1985;
Medium Unit - June 1986
Total Capacity: 1,344
Net Operating Capacity: 1,341
Age Limits: Males, 17 or older
Security Level: II
Appropriation for 2007/2008: \$62,834,100
Appropriated per capita for prisoner care and custody: \$55.50

Crane, Florence Correctional Facility (ACF)

Warden Carol Howes @ LCF
Deputy Warden Paul Klee
38 Fourth Street
Coldwater, MI 49036
(517) 279-9165; FAX (517) 279-0327 @ LCF

Opened: April 1985/Re-opened for men November 2000
Total Capacity: 1,063
Net Operating Capacity: 1,059
Age Limits: Males, 17 or older
Security Level: Secure Level I
Appropriation for 2007/2008: Included in the budget of Lakeland Correctional Facility (LCF)
Appropriated per capita for prisoner care and custody: Included in the budget of LCF

Camp Branch (CDW)

Deputy Warden Paul Klee @ ACF
19 Fourth Street
Coldwater, MI 49036
(517) 279-2064
FAX (517) 279-0327

Opened June 1994 for Level I female prisoners; converted to male facility August 2001
Total Capacity: 710
Net Operating Capacity: 710
Security Level: I
Under administrative control of Florence Crane Correctional Facility (ACF)
Appropriation for 2007/2008: Included in the budget of Lakeland Correctional Facility (LCF)
Appropriated per capita for prisoner care and custody: Included in the budget of LCF

Macomb Correctional Facility (MRF)

Warden Hugh Wolfenbarger
Deputy Warden Randall W. Haas
34625 26 Mile Rd.
New Haven, MI 48048
(586) 749-4900; FAX (586) 749-4927

Opened: January 1993
Total Capacity: 1,246
Net Operating Capacity: 1,236
Age Limits: Men, 17 or older
Security Level: Level I, II and IV
Appropriation for 2007/2008: \$29,682,400
Appropriated per capita for prisoner care and custody: \$66.22

Marquette Branch Prison (MBP)

Warden Gerald Hofbauer
Deputy Warden Robert Napel
1960 U.S. 41 South
Marquette, MI 49855
(906) 226-6531; FAX (906) 226-6556

Opened: 1889
Total Capacity: 1,216
Net Operating Capacity: 1,207
Age Limits: Males, 17 or older
Security Level: I and V
Appropriation for 2007/2008: \$34,559,500
Appropriated per capita for prisoner care and custody: \$88.49

Michigan Reformatory (RMI)

Warden Carmen Palmer
Deputy Warden Tim Kipp
1342 West Main Street
Ionia, MI 48846
(616) 527-2500; FAX (616) 527-2936

Re-opened November, 2007 to house staff and prisoners vacated from the closure of Riverside Correctional Facility (RCF)
Opened 1877, closed 2001 when Bellamy Creek Correctional Facility opened.
Total Capacity: 1,189
Net Operating Capacity: 1,145
Age Limits: Males, 17 or older
Security Level: II and IV

Mound Correctional Facility (NRF)

Warden Kenneth A. Romanowski
A/Deputy Warden Shane Jackson
17601 Mound Road
Detroit, MI 48212
(313) 368-8300; FAX (313) 368-8972

Opened: July 1994
Total Capacity: 1,070
Net Operating Capacity: 1,057
Age Limits: Males, 17 or older
Security Level: II
Appropriation for 2007/2008: \$25,598,900
Appropriated per capita for prisoner care and custody: \$66.73

Muskegon Correctional Facility (MCF)

Warden Shirlee Harry
Deputy Warden Michael J. Singleton
2400 S. Sheridan Drive
Muskegon, MI 49442
(231) 773-3201; FAX (231) 773-3657

Opened: August 1974
Total Capacity: 1,338
Net Operating Capacity: 1,336
Age Limits: Males, 17 or older
Security Level: II
Appropriation for 2007/2008: \$24,028,700
Appropriated per capita for prisoner care and custody: \$49.65

Newberry Correctional Facility (NCF)

Warden Barry Davis
Deputy Warden Cathy Bauman
3001 Newberry Avenue
Newberry, MI 49868
(906) 293-6200; FAX (906) 293-0011

Opened: January 1996
Total Capacity: 982
Net Operating Capacity: 979
Age Limits: Males, 17 or older
Security Level: II
Appropriation for 2007/2008: \$29,872,400
Appropriated per capita for prisoner care and custody: \$67.98

Camp Manistique (CMQ)

ADW John Norrington
401 North Maple Street
Manistique, MI 49854
(906) 341-8451; FAX (906) 341-8454

Closed: October 20, 2007
Opened: June 1993
Security Level: I
Appropriation for 2007/2008: Included in the budget of Newberry Correctional Facility (NCF)
Appropriated per capita for prisoner care and custody: Included in the budget of NCF

Oaks Correctional Facility (ECF)

Warden Cindi Curtin
Deputy Warden Michael Curley
1500 Caberfae Highway
Manistee, MI 49600-9200
(231) 723-8272; FAX (231) 723-4278

Opened: March 1992
Total Capacity: 987
Net Operating Capacity: 936
Age Limits: Males, 17 or older
Security Level: IV
Appropriation for 2007/2008: \$33,714,700
Appropriated per capita for prisoner care and custody: \$79.90

Ojibway Correctional Facility (OCF)

Warden Michael Curley
Deputy Warden Dan Quigley
N. 5705 Ojibway Road
Marenisco, MI 49947
(906) 787-2217; FAX (906) 787-2324

Opened: July 2000
Total Capacity: 1,090
Net Operating Capacity: 1,089
Age Limits: Males, 17 or older
Security Level: Secure Level I
Appropriated per capita for prisoner care and custody: Included in the budget of OCF
Appropriation for 2007/2008: \$25,006,500
Appropriated per capita for prisoner care and custody: \$51.51

Camp Ottawa (COT)

ADW Ken Tribley
216 Gendron Road
Iron River, MI 49935
(906) 265-6431 or 265-6432; FAX (906) 265-6661

Built in 1991
Total Capacity: 288
Net Operating Capacity: 288
Security Level: Level I
Appropriation for 2007/2008: Included in the budget of Ojibway Correctional Facility (OCF)

Pine River Correctional Facility (SPR)

Warden Percy Conerly
Deputy Warden Erick Balcarcel
320 N. Hubbard
St. Louis, MI 48880
(989) 681-6668; FAX (989) 681-6678

Opened: January 2000
Total Capacity: 1,282
Net Operating Capacity: 1,279
Age Limits: Males, 17 or older
Security Level: Secure Level I
Appropriation for 2007/2008: \$20,038,500
Appropriated per capita for prisoner care and custody: \$49.02

Pugsley Correctional Facility (MPF)

Warden Thomas Phillips
Deputy Warden Jim Stephens
7401 E. Walton Road
Kingsley, MI 49649
(231) 263-5253; FAX (231) 263-7606

Opened: January, 2001
Total Capacity: 1,160
Net Operating Capacity: 1,158
Age Limits: Males, 17 or older
Security Level: Secure Level I
Appropriation for 2007/2008: \$21,742,100
Appropriated per capita for prisoner care and custody: \$51.44

Parnall Correctional Facility (SMT)

Warden Sherry L. Burt
Deputy Warden Will Riley
1780 E. Parnall
Jackson, MI 49201-7138
(517) 780-6004; FAX (517) 780-6399

Opened: 1839 (Became separate facility under State Prison of Southern Michigan break-up plan, October 1994)
Total Capacity: 1,696
Net Operating Capacity: 1,685
Age Limits: Males, 17 or older
Security Level: I
Appropriation for 2007/2008: \$24,817,600
Appropriated per capita for prisoner care and custody: \$50.03

Riverside Correctional Facility (RCF)

Warden Carmen Palmer
Deputy Warden Tim Kipp
777 W. Riverside Drive
Ionia, MI 48846
(616) 527-0110; FAX (616) 527-2936

Closed: November, 2007
Opened: January 1977
Age Limits: Males, 17 or older
Security Level: II
Appropriation for 2007/2008: \$47,093,900
Appropriated per capita for prisoner care and custody: \$55.35

Deerfield Correctional Facility (ITF)

Warden Carmen Palmer @RCF
Deputy Warden Doug Dingeldey
1755 Harwood Road
Ionia, MI 48846
(616) 527-6320; FAX (616) 527-2936 @ RCF

Opened: December 1985
Total Capacity: 1,240
Net Operating Capacity: 1,240
Age Limits: Males, 17 or older
Security Level: Secure Level I
Appropriation for 2007/2008: Included in the budget of Riverside Correctional Facility (RCF)
Appropriated per capita for prisoner care and custody: Included in the budget of RCF

Ryan Correctional Facility (RRF)

Warden Raymond Booker
Deputy Warden Scott Nobles
17600 Ryan Road
Detroit, MI 48212
(313) 368-3200; FAX (313) 368-3224

Opened: August 1991
Total Capacity: 1,066
Net Operating Capacity: 1,048
Age Limits: Males, 17 or older
Security Level: II
Appropriation for 2007/2008: \$29,599,200
Appropriated per capita for prisoner care and custody: \$76.58

Saginaw Correctional Facility (SRF)

Warden Jan Trombley
Deputy Warden Erick Balcarcel
9625 Pierce Road
Freeland, MI 48623
(989) 695-9880; FAX (989) 695-6662

Opened: August 1993
Total Capacity: 1,486
Net Operating Capacity: 1,476
Age Limits: Males, 17 or older
Security Level: I, II and IV
Appropriation for 2007/2008: \$32,288,300
Appropriated per capita for prisoner care and custody: \$59.77

Scott, Robert Correctional Facility (SCF)

Warden Clarice Stovall
Deputy Warden Lance S. Schuhmacher
47500 Five Mile Road
Plymouth, MI 48170
(734) 459-7400; FAX (734) 459-6148

Opened: December 1986; opened as female institution May 1991
Total Capacity: 908
Net Operating Capacity: 880
Age Limits: Females, all ages
Security Level: I, II, IV, V and Reception
Appropriation for 2007/2008: \$28,891,500
Appropriated per capita for prisoner care and custody: \$89.95

Scott Reception Center (SRC)

Warden Clarice Stovall
47500 Five Mile Road
Plymouth, MI 48170
(734) 459-7400

Opened: January 1992
Age Limits: All female commitments are processed through this center
Appropriation for 2007/2008: Included in the budget of Robert Scott Correctional Facility (SCF)
Appropriated per capita for prisoner care and custody: Included in the budget of SCF

Camp White Lake (CWL)

ADW Gerald G. Brown
8110 E. White Lake Road
White Lake, MI 48386
(248) 625-6688; FAX (248) 625-2583

Re-opened: March, 2007 as a women's camp. Built in 1981 and formerly known as Camp Gilman until its closure in 2004.
Total Capacity: 160
Net Operating Capacity: 160
Houses female offenders and provides programming designed to assist in offenders' re-entry into society, under the direction of the Robert Scott Correctional Facility (SCF)

St. Louis Correctional Facility (SLF)

Warden Nick J. Ludwick
Deputy Warden Steven Rivard
8585 N. Croswell Road
St. Louis, MI 48880
(989) 681-6444; FAX (989) 681-2425

Opened: 1999
Total Capacity: 1,243
Net Operating Capacity: 1,233
Age Limits: Males, 17 or older
Security Level: III and IV
Appropriation for 2007/2008: \$53,836,000
Appropriated per capita for prisoner care and custody: \$62.87

Mid-Michigan Correctional Facility (STF)

Warden Nick J. Ludwick @ SLF
Deputy Warden Barb Meagher
8201 N. Croswell Road
St. Louis, MI 48880
(989) 681-4361; FAX (989) 681-2425 @ SLF

Opened: February 1990
Total Capacity: 1,262
Net Operating Capacity: 1,260
Age Limits: Males, 17 or older
Security Level: Secure Level I
Appropriation for 2007/2008: Included in the budget of St. Louis Correctional Facility (SLF)
Appropriated per capita for prisoner care and custody: Included in the budget of SLF

Southern Michigan Correctional Facility (JMF)

Acting Warden John Ocwieja
4002 Cooper Street
Jackson, MI 49201
(517) 780-6100; FAX (517) 780-6599

Closed: November 17, 2007
Opened: 1997
Age Limits: Males, 17 or older
Security Level: II and IV
Appropriation for 2007/2008: \$35,834,100
Appropriated per capita for prisoner care and custody: \$66.29

Standish Maximum Correctional Facility (SMF)

Warden Thomas Birkett
Deputy Warden O'Bell Winn
4713 West M-61
Standish, MI 48658
(989) 846-7000; FAX (989) 846-7021

Opened: April 1990
Total Capacity: 604
Net Operating Capacity: 568
Age Limits: Males, 17 or older
Security Level: V
Appropriation for 2007/2008: \$36,964,500
Appropriated per capita for prisoner care and custody: \$91.57

Camp Lehman (CLE)

ADW Tim Ball
5135 Hartwick Pines Road
Grayling, MI 49738
(989) 348-8101; FAX (989) 348-4912

Total Capacity: 582
Net Operating Capacity: 576
Security Level: Level I
Appropriation for 2007/2008: Included in the budget of Standish Maximum Correctional Facility (SMF)
Appropriated per capita for prisoner care and custody: Included in the budget of SMF

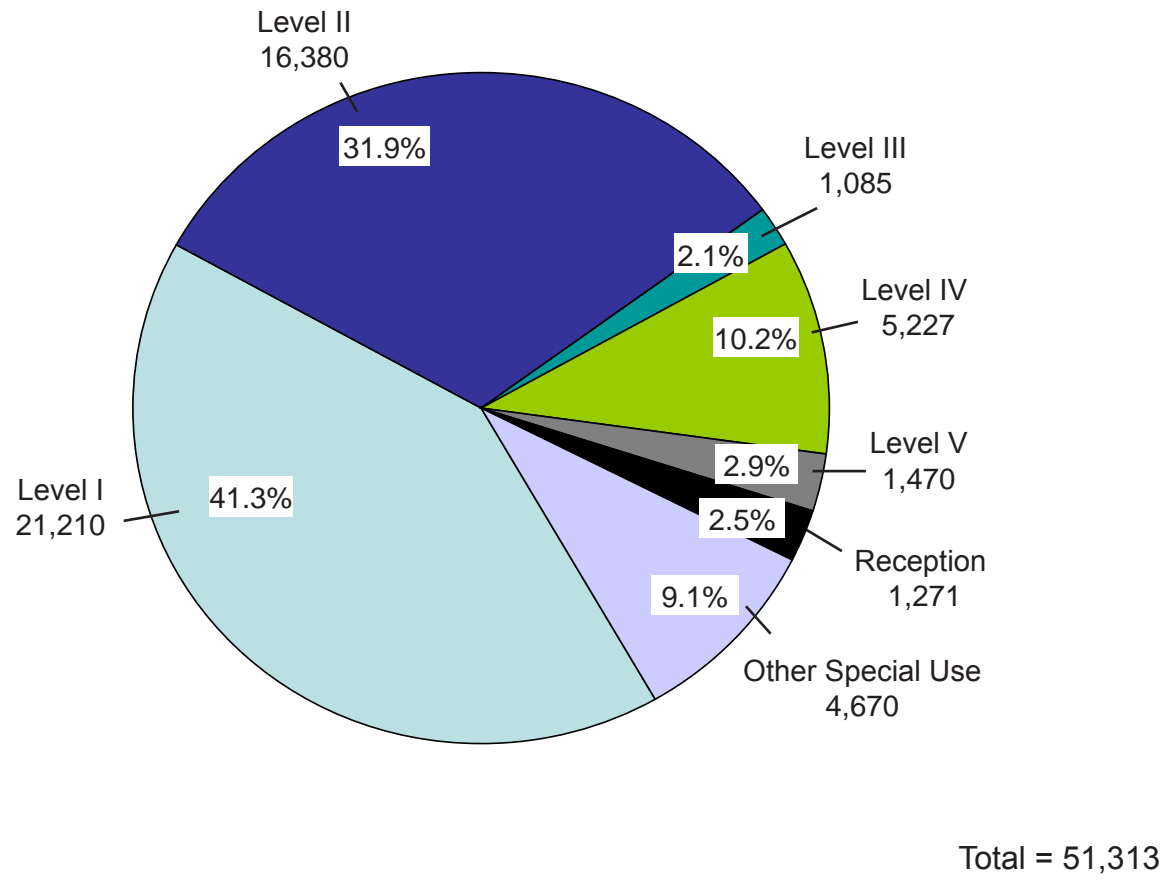
Thumb Correctional Facility (TCF)

Warden Millicent Warren
Deputy Warden Patricia Barnhart
3225 John Conley Drive
Lapeer, MI 48446
(810) 667-2045; FAX (810) 667-2048

Opened: October 1987
Total Capacity: 1,216
Net Operating Capacity: 1,202
Age Limits: Males, all ages
Security Level: II
Appropriation for 2007/2008: \$30,043,100
Appropriated per capita for prisoner care and custody: \$67.52

C Net Operating Capacity by Security Level (Institutions & Camps) As of December 31, 2007

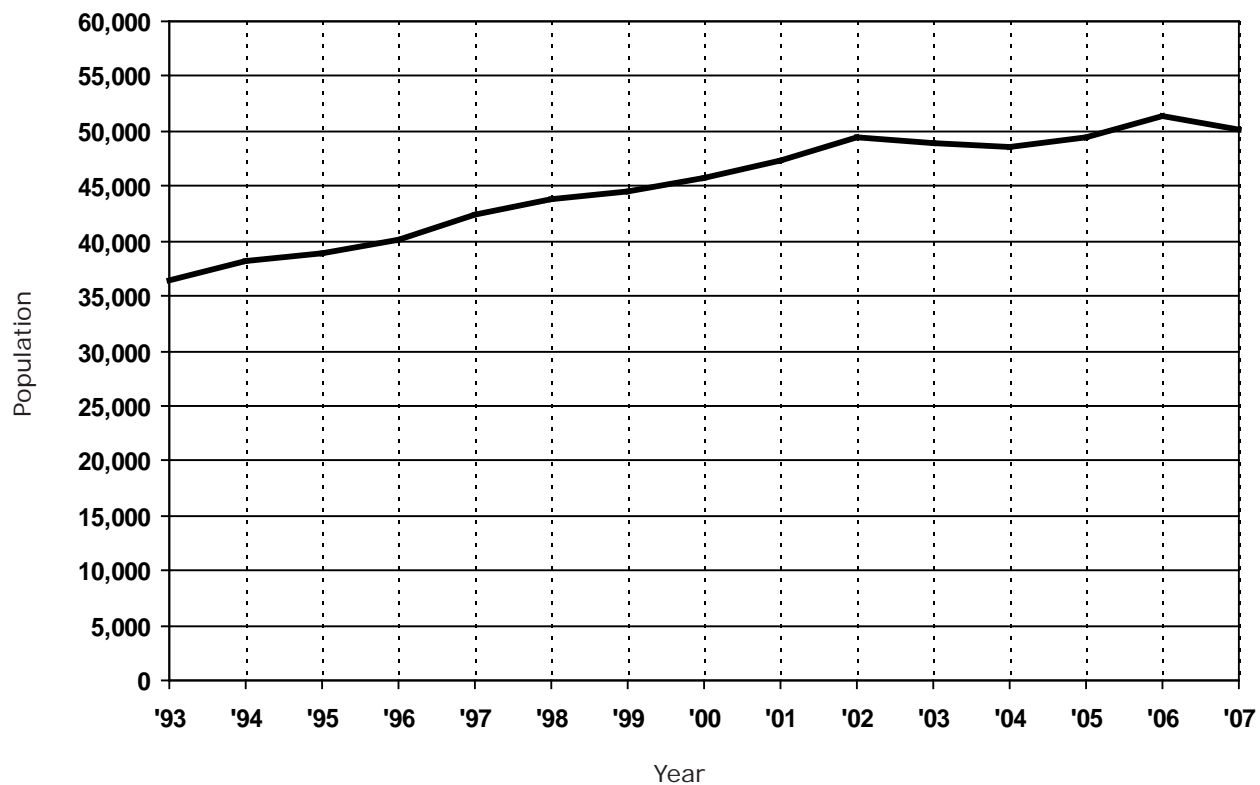
C-15



Source: MDOC Capacity Certification Survey

Ca Year-End Prison Population (Institutions and Camps) Calendar Years 1993 - 2007

Year	Year-End Population	Numerical Change	Percent Change
1993	36,474	----	----
1994	38,145	1,671	4.6
1995	38,854	709	1.9
1996	40,182	1,328	3.4
1997	42,426	2,244	5.6
1998	43,821	1,395	3.3
1999	44,500	679	1.5
2000	45,821	1,321	3.0
2001	47,317	1,496	3.3
2002	49,459	2,142	4.5
2003	48,887	(572)	(1.2)
2004	48,557	(330)	(0.7)
2005	49,377	820	1.7
2006	51,454	2,077	4.2
2007	50,203	(1,251)	(2.4)



SOURCE: Prison Census Reports.

C1 2007 Total Prisoner Population by Minimum Term Distribution - All Offenses

C - 17

Compiled Laws	Offense	Max. Penalty
GRAND TOTALS		
VIOLATIONS		
ATTEMPTS		
28.2951A-A	State ID Card - Altered/Forged/Used to Commit Felony	10 ATTEMPTS
28.2952-A	State ID Card - Altered/Forged w/Intent to Deliver/Posess 2 or More	5 ATTEMPTS
28.729	Sex Offender - Fail to Register	4 ATTEMPTS
28.7291A	Sex Offender - Fail to Register	4 ATTEMPTS
28.7291B	Sex Offender - Fail to Register 2nd Offense	7 ATTEMPTS
28.7292C	Sex Offender - Fail to Comply w/Reporting 3rd	4 ATTEMPTS
257.254	MV Code - Intent to Pass False Title	10 ATTEMPTS
257.257	License Documents/Plates Forgery	5 ATTEMPTS
257.3107A	Driver's License-Forged w/Int Commit Crime Max 10 yrs or More	10 ATTEMPTS
257.3109	Driver's License-Forged Possess 2 or More	5 ATTEMPTS
257.602A	Police Officer - Fleeing - Vehicle Code	15 ATTEMPTS
257.602A2	Police Officer - Fleeing - 4th Degree Vehicle Code	2 ATTEMPTS
257.602A3-A	Police Officer - Fleeing - 3rd Degree Vehicle Code	5 ATTEMPTS
257.602A3	Police Officer - Fleeing - 3rd Degree Vehicle Code	4 ATTEMPTS
257.602A4-A	Police Officer - Fleeing - 2nd Degree Vehicle Code	10 ATTEMPTS
257.602A5	Police Officer - Fleeing - 1st Degree Vehicle Code	15 ATTEMPTS
257.617	Fail to Stop at Accident - Result Serious Impairment/Death	5 ATTEMPTS
257.6173	Fail to Stop at Accident - At Fault Death Resulting	15 ATTEMPTS
257.624A	Alcohol - Open Container in Vehicle	MISD ATTEMPTS
257.6251-A	Operating - While Intoxicated	MISD ATTEMPTS

TOTAL*	.5	1	1.5	2	2.5	3	3.5	4	4.5	5	10	15	20	25	>25	LIFE	AVG
50,233	295	2,762	3,685	7,410	2,154	3,089	1,129	2,009	917	2,926	8,491	3,882	2,680	1,602	1,895	4,952	7.7
48,815	237	2,568	3,458	7,114	2,102	3,060	1,077	2,002	911	2,909	8,450	3,861	2,661	1,593	1,887	4,925	7.9
1,063	58	194	227	296	52	29	52	7	6	17	41	21	19	9	8	27	3.0
1			1														1.5
1						1											3.0
159	8	46	53	35	8	5		4									1.4
5	1	2	2														1.0
2		1	1														1.2
16		3	7	3		2	1										1.7
6		5	1														1.0
10		1	2	3					1		1	2					5.0
8		5	2	1													1.1
1			1														1.5
1				1													2.0
1											1						10.0
42		12	15	7	4	2		2									1.6
298	3	71	75	73	23	29	5	12		4	3						1.8
2		1	1														1.2
1				1													1.9
64		7	5	14	7	12	2	4	2	6	5						3.0
1				1													2.0
2											2						7.7
37		3	7	13	1	2	4	3		1	3						2.7
21				1	5	3	1	3	2	1	5						4.1
1			1														1.2
4			1	2									1				6.3

NOTE: Be sure to check for related offense codes when examining a particular type of crime. They may or may not be in sequential order or even on the same page.

C1 2007 Total Prisoner Population by Minimum Term Distribution - All Offenses

C - 18

Compiled Laws	Offense	Max. Penalty
GRAND TOTALS		
VIOLATIONS		
ATTEMPTS		
257.6251	Drive M.V. Addict or Intox	15 ATTEMPTS
257.62510C	Operating - OWI, 3rd Offense	1 ATTEMPTS
257.6253A	Operating - Impaired	MISD ATTEMPTS
257.6254	OWI - Causing Death	15 ATTEMPTS
257.6254A	OWI - Causing Death	15 ATTEMPTS
257.6255-A	OWI - Causing Serious Injury	5 ATTEMPTS
257.6256	OWI - Impaired, 3rd Felony	5 ATTEMPTS
257.6256D	OWI - Impaired w/Contr. Sub, 3rd Offense	5 ATTEMPTS
257.6257A1	OWI - w/Occupant Less Than 16	1 ATTEMPTS
257.6257A2	OWI - w/Occupant Less Than 16, 2nd+ Offense	5 ATTEMPTS
257.626C	Driving - Felonious	2 ATTEMPTS
257.903	Motor Vehicle Code - False Certification	5 ATTEMPTS
257.9041B	Operate - Allow Suspended/Revoked/ Denied to Operate	MISD ATTEMPTS
257.9041C	Operate - Allow Suspended/Revoked/ Denied to Operate, 2nd+ Offense	1 ATTEMPTS
257.9044	Operate - License Suspended/Revoked/ Denied Cause Death	15 ATTEMPTS
257.9045	Operate - License Suspended/Revoked/ Denied Cause Serious Injury	5 ATTEMPTS
324.51510	Fires - Willfully Set Forests	10 ATTEMPTS
324.80172	Marine Safety, Negligence Cause Injury/Death	2 ATTEMPTS
324.801764	Marine Safety, OUIL Cause Death	15 ATTEMPTS
324.811347	ORV - OUIL Causing Death	15 ATTEMPTS

TOTAL*	.5	1	1.5	2	2.5	3	3.5	4	4.5	5	10	15	20	25	>25	LIFE	AVG
50,233	295	2,762	3,685	7,410	2,154	3,089	1,129	2,009	917	2,926	8,491	3,882	2,680	1,602	1,895	4,952	7.7
48,815	237	2,568	3,458	7,114	2,102	3,060	1,077	2,002	911	2,909	8,450	3,861	2,661	1,593	1,887	4,925	7.9
1,063	58	194	227	296	52	29	52	7	6	17	41	21	19	9	8	27	3.0
1				1													2.0
3				2	1												2.0
1			1														1.5
241		5	2	15	18	20	9	29	13	24	95	8	2			1	5.3
5				2		2	1										2.6
3		1									2						4.3
78		4	15	26	11	7	6			5	3	1					2.5
1			1														1.3
1								1									4.0
992	3	127	258	344	99	88	30	22	1	14	5	1					1.9
3			1	1			1										2.1
1			1														1.5
17		2	5	6		3				1							2.0
3		1	1	1													1.4
4		2	1	1													1.3
3		2	1														1.0
3		1		1		1											2.0
34			1	1	6	5	2	1	4	3	9	1	1				5.0
10		1	1	2	3	1	1	1									2.3
1				1													2.0
1			1														1.3
3				1	1						1						4.2
1											1						7.2

NOTE: Be sure to check for related offense codes when examining a particular type of crime. They may or may not be in sequential order or even on the same page.

C1 2007 Total Prisoner Population by Minimum Term Distribution - All Offenses

C - 19

Compiled Laws	Offense	Max. Penalty
GRAND TOTALS		
VIOLATIONS		
ATTEMPTS		
324.811348	ORV - OUIL Causing Serious Injury	5 ATTEMPTS
333.17766C1	Contr. Sub - Ephedrine/Pseudoephedrine Possess Over 12 Grams	2 ATTEMPTS
333.5210	AIDS - Sexual Penetration with Uninformed Partner	4 ATTEMPTS
333.73413	Contr. Sub - Imitation Mfg/Distribution	2 ATTEMPTS
333.7401	Contr. Sub - Delivery/Manufacture	LIFE ATTEMPTS
333.74012A	Contr. Sub - Delivery/Manufacture (Narcotic or Cocaine)	LIFE ATTEMPTS
333.74012A1	Contr. Sub - Del/Mfg (Narc. or Cocaine) 1,000 or More Grams	LIFE ATTEMPTS
333.74012A2	Contr. Sub - Del/Mfg (Narc. or Cocaine) 450 - 999 Grams	30 ATTEMPTS
333.74012A3	Contr. Sub - Del/Mfg (Narc. or Cocaine) 50 - 449 Grams	20 ATTEMPTS
333.74012A4	Contr. Sub - Del/Mfg (Narc. or Cocaine) Under 50 Grams	20 ATTEMPTS
333.74012B-A	Contr. Sub - Del/Mfg (Schedules 1-3), Except Marijuana	7 ATTEMPTS
333.74012B	Contr. Sub - Del/Mfg (Schedules 1-3), Methamphetamine/Ecstasy	20 ATTEMPTS
333.74012B1	Contr. Sub - Del/Mfg Methamphetamine/Ecstasy	20 ATTEMPTS
333.74012C-A	Contr. Sub - Del/Mfg (Schedule 4)	4 ATTEMPTS
333.74012C	Contr. Sub - Del/Mfg (Schedule 4, or Added by Rule)	4 ATTEMPTS
333.74012D	Contr. Sub - Del/Mfg (Schedule 5)	2 ATTEMPTS
333.74012D1	Contr. Sub - Del/Mfg 45 or More Kilograms Marijuana	15 ATTEMPTS
333.74012D2	Contr. Sub - Del/Mfg 5 - < 45 Kilograms Marijuana	7 ATTEMPTS
333.74012D3	Contr. Sub - Del/Mfg Marijuana	4 ATTEMPTS
333.74012F	Prescription Forms - Del/Mfg/ Intent	7 ATTEMPTS

TOTAL*	.5	1	1.5	2	2.5	3	3.5	4	4.5	5	10	15	20	25	>25	LIFE	AVG
50,233	295	2,762	3,685	7,410	2,154	3,089	1,129	2,009	917	2,926	8,491	3,882	2,680	1,602	1,895	4,952	7.7
48,815	237	2,568	3,458	7,114	2,102	3,060	1,077	2,002	911	2,909	8,450	3,861	2,661	1,593	1,887	4,925	7.9
1,063	58	194	227	296	52	29	52	7	6	17	41	21	19	9	8	27	3.0
1		1															1.0
1		1															1.0
5			1					2		1	1						4.3
16	6	6	1	1		2											1.0
1									1								4.3
7				1	1											5	2.1
1				1													2.0
221					1	3		3		3	29	25	30	9	10	108	15.3
2													1		1		30.0
204				2		5	2	8	5	7	63	45	60	5	1	1	12.6
542			2	29	9	50	14	37	47	60	264	20	5	1		4	6.4
3			2	1													1.5
1,334	18	222	240	332	108	134	34	73	14	67	74	12	3	2		1	2.5
66	17	32	4	7		2				1	2	1					1.4
37		7	13	12	1	1	1				2						1.9
2											1		1				13.5
213		3	2	24	16	40	6	14	33	19	52	4					4.3
6		3		1			1				1						2.7
6			1	4		1											2.0
1		1															1.0
1				1													1.7
19			1	5		2	1	4			5	1					4.5
1							1										3.3
10			3	3		3		1									2.2
1			1														1.3
217	6	51	62	62	22	9	1	4									1.6
4	1	2	1														.8
3			1	1	1												1.7

NOTE: Be sure to check for related offense codes when examining a particular type of crime. They may or may not be in sequential order or even on the same page.

C1 2007 Total Prisoner Population by Minimum Term Distribution - All Offenses

C - 20

Compiled Laws	Offense	Max. Penalty	TOTAL*	.5	1	1.5	2	2.5	3	3.5	4	4.5	5	10	15	20	25	>25	LIFE	AVG
		GRAND TOTALS	50,233	295	2,762	3,685	7,410	2,154	3,089	1,129	2,009	917	2,926	8,491	3,882	2,680	1,602	1,895	4,952	7.7
		VIOLATIONS	48,815	237	2,568	3,458	7,114	2,102	3,060	1,077	2,002	911	2,909	8,450	3,861	2,661	1,593	1,887	4,925	7.9
		ATTEMPTS	1,063	58	194	227	296	52	29	52	7	6	17	41	21	19	9	8	27	3.0
333.7401C2A	Contr. Sub - Operate/Maintain A Lab	10 ATTEMPTS	22				5	3	3	2	4		3	1	1					3.7
333.7401C2B	Contr. Sub - Operate/Maintain Lab Near Minor	20 ATTEMPTS	8						1		1	2	1	3						5.1
333.7401C2C	Contr. Sub - Operate/Maintain Lab Involve Hazardous Waste	20 ATTEMPTS	22						2	1	1	1	7	9		1				6.2
333.7401C2D	Contr. Sub - Operate/Maintain Lab Near Specified Places	20 ATTEMPTS	32					2	5	3		5	4	12	1					5.2
333.7401C2E	Contr. Sub - Operate/Maintain Lab Involve Firearm	25 ATTEMPTS	1											1						8.0
333.7401C2F	Contr. Sub - Operate/Maintain Lab Involve Methamphetamine	20 ATTEMPTS	135		2	2	14	5	27	6	7	18	15	36	3					4.4
333.74022B	Contr. Sub - Create/Del/Counterfeit Sub (Schedules 1-3)	5 ATTEMPTS	1						1											2.8
333.74022C	Contr. Sub - Create/Del/Counterfeit Sub (Schedule 4)	4 ATTEMPTS	1		1															.8
333.74022E	Contr. Sub - Create/Del/Analogue	15 ATTEMPTS	6			1	2		1	1	1									2.5
333.7403	Contr. Sub - Possession	LIFE ATTEMPTS	1						1											3.0
333.74032A1	Contr. Sub - Poss (Narcotic/Cocaine) 1,000 or More Grams	LIFE ATTEMPTS	34											2		1			31	11.3
333.74032A2	Contr. Sub - Poss (Narcotic/Cocaine) 450 - 999 Grams	30 ATTEMPTS	22						1				2	8	3	7		1		13.4
333.74032A3	Contr. Sub - Poss (Narcotic/Cocaine) 50 - 449 Grams	20 ATTEMPTS	73				1		5	2	9	3	9	37	3	3			1	7.2
333.74032A4	Contr. Sub - Poss (Narcotic/Cocaine) 25 - 49 Grams	4 ATTEMPTS	9		3		3		2		1									2.0
333.74032A5	Contr. Sub - Poss (Narcotic/Cocaine) Under 25 Grams	4 ATTEMPTS	469	19	121	149	115	26	25	1	3		5	5						1.6
333.74032B-A	Contr. Sub - Poss Analogues or Schedules 1-4	2 ATTEMPTS	7	2	1	2	1		1											1.2
333.74032B-B	Contr. Sub - Poss (Sub Added to Schedules 1-4 by Rule)	2 ATTEMPTS	15		6	5	1	2			1									1.4
333.74032B1	Contr. Sub - Poss (Sub Added to Schedules 1-4 by Rule)	2 ATTEMPTS	1				1													2.0
333.74032B1	Contr. Sub - Poss Methamphetamine/ Ecstasy	10 ATTEMPTS	82		2	18	24	9	11	4	6		2	6						2.6
333.74032D	Contr. Sub - Poss Marijuana	1 ATTEMPTS	3			2				1										2.3
333.74042B	Contr. Sub - Use	1 ATTEMPTS	21	3	8	8			1					1						1.5
333.74042B	Contr. Sub - Use	1 ATTEMPTS	1			1														1.2

NOTE: Be sure to check for related offense codes when examining a particular type of crime. They may or may not be in sequential order or even on the same page.

C1 2007 Total Prisoner Population by Minimum Term Distribution - All Offenses

C - 21

Compiled Laws	Offense	Max. Penalty
	GRAND TOTALS	
	VIOLATIONS	
	ATTEMPTS	
333.74042D	Contr. Sub - Use of Marijuana	MISD ATTEMPTS
333.7405D	Contr. Sub - Maintaining a Drug House	2 ATTEMPTS
333.74071C	Contr. Sub - Obtain by Fraud	4 ATTEMPTS
333.74071G	Contr. Sub - Counterfeit Prescription Form	4 ATTEMPTS
333.7407A-A	Contr. Sub - Induce Person to Commit Felony	LIFE ATTEMPTS
333.7407A1-A	Contr. Sub - Attempt Felony	LIFE ATTEMPTS
333.7410	Contr. Sub - Delivery to Minor/ Possess on School Property	60 ATTEMPTS
333.74101-A	Contr. Sub - Delivery to Minor (Narcotic/ Cocaine) < 50 Grams	40 ATTEMPTS
333.74101-B	Contr. Sub - Delivery to Minor (Sched. 1-3, Except Marij/Cocaine)	14 ATTEMPTS
333.74101-D	Contr. Sub - Delivery to Minor (Sched. 4 and Marijuana)	8 ATTEMPTS
333.74102-A	Contr. Sub - Del School/Library Prop (Narc/Cocaine) < 50 Grams	60 ATTEMPTS
333.74103	Contr. Sub - Poss w/Int Del School/Library (Narc/Cocaine) <50 Grams	40 ATTEMPTS
333.74104-D	Contr. Sub - Poss Marijuana on School/Library Property	2 ATTEMPTS
333.74132	Contr. Sub - 2nd+ Offense - Double Penalty	LIFE ATTEMPTS
335.3411A	Violation Drug Law (obsolete)	LIFE ATTEMPTS
400.601-B	Fraud - Welfare - Over \$500	4 ATTEMPTS
400.606	Medicaid Fraud - Conspiracy	10 ATTEMPTS
432.2182	Gambling Activities - Felony Violations	10 ATTEMPTS
445.65	Identity Theft	5 ATTEMPTS
445.67	Identity Theft - Obtain/Possess/ Transfer ID w/Intent	5 ATTEMPTS

TOTAL*	.5	1	1.5	2	2.5	3	3.5	4	4.5	5	10	15	20	25	>25	LIFE	AVG
50,233	295	2,762	3,685	7,410	2,154	3,089	1,129	2,009	917	2,926	8,491	3,882	2,680	1,602	1,895	4,952	7.7
48,815	237	2,568	3,458	7,114	2,102	3,060	1,077	2,002	911	2,909	8,450	3,861	2,661	1,593	1,887	4,925	7.9
1,063	58	194	227	296	52	29	52	7	6	17	41	21	19	9	8	27	3.0
1	1																.3
19	2	6	6	2		3											1.4
12		5	3	3	1												1.4
1			1			1											2.7
1																	1.5
1				1													2.0
2		1		1													1.5
1											1						10.0
5				1							2	2					9.5
1				1													1.9
6			1	4		1											2.0
21		1		14	2	3	1										2.2
1	1																.3
8		1		5		1					1						2.5
1		1															1.0
2				2													1.9
2		1									1						5.5
1												1					13.0
1				1													1.7
1										1							5.0
1											1						7.0
43		10	10	16	3	2	1	1									1.7
6		2		3	1												1.6

NOTE: Be sure to check for related offense codes when examining a particular type of crime. They may or may not be in sequential order or even on the same page.

C1 2007 Total Prisoner Population by Minimum Term Distribution - All Offenses

C - 22

Compiled Laws	Offense	Max. Penalty	GRAND TOTALS
			VIOLATIONS
			ATTEMPTS
451.501	Blue Sky Laws - Fraudulent Schemes/Statements	10 ATTEMPTS	
451.601D	Blue Sky Laws - Unregistered Investment Advisor	10 ATTEMPTS	
500.45111	Insurance - Fraudulent Acts	4 ATTEMPTS	
570.111010D1	Contractor - False Sworn Statements \$20,000 or More	10 ATTEMPTS	
570.152	Contractor - Fraudulent Use of Building Contract Fund	3 ATTEMPTS	
722.675	Children - Distributing Obscene Matter to	2 ATTEMPTS	
750.10A	Sexually Delinquent Person	LIFE ATTEMPTS	
750.110-A	Break & Enter - Unoccupied Bldg. w/Intent	10 ATTEMPTS	
750.110-B	Break & Enter - Occupied Bldg. w/Intent	15 ATTEMPTS	
750.110	Break & Enter - A Building w/Intent	15 ATTEMPTS	
750.110A2	Home Invasion - 1st Degree	20 ATTEMPTS	
750.110A3	Home Invasion - 2nd Degree	15 ATTEMPTS	
750.110A4	Home Invasion - 3rd Degree	5 ATTEMPTS	
750.111	Break & Enter - Entry w/o Breaking w/Intent	5 ATTEMPTS	
750.115	Break & Enter - Illegal Entry (w/o Owner's Permission or Denied)	MISD ATTEMPTS	
750.116	Burglar's Tools - Possession	10 ATTEMPTS	
750.1227A	Witness - Bribe/Intimidate/Interfere	4 ATTEMPTS	
750.1227B	Witness - Bribe/Intimidate/Interfere Max > 10 yrs	10 ATTEMPTS	
750.1227C	Witness - Intimidate/Threaten to Kill or Injure	15 ATTEMPTS	
750.1228	Witness - Retaliate Against	10 ATTEMPTS	

TOTAL*	.5	1	1.5	2	2.5	3	3.5	4	4.5	5	10	15	20	25	>25	LIFE	AVG
50,233	295	2,762	3,685	7,410	2,154	3,089	1,129	2,009	917	2,926	8,491	3,882	2,680	1,602	1,895	4,952	7.7
48,815	237	2,568	3,458	7,114	2,102	3,060	1,077	2,002	911	2,909	8,450	3,861	2,661	1,593	1,887	4,925	7.9
1,063	58	194	227	296	52	29	52	7	6	17	41	21	19	9	8	27	3.0
1											1						6.7
1						1											3.0
2				1							1						3.8
1					1												2.3
3		1		1	1												1.7
2			1							1							3.2
12	1			2						2	3	1					5.3
12	1	1	1	1			2	1		1	2		1	1			6.6
3		1	1	1													1.5
27		1	2	3	2	1		3		2	7	4	1		1		7.5
1,075	9	86	148	270	96	134	43	70	12	71	83	19	18	4	8	4	3.6
56	4	9	11	24	2	3	2			1							1.7
1,474	2	19	28	72	41	114	22	81	93	170	641	132	42	11	5	1	6.7
34	1	6	11	8	3		2				3						2.2
1,510	1	52	84	255	155	259	67	164	47	153	237	27	7		1	1	3.8
41		7	10	17	2	1	1			2	1						1.9
163		20	45	60	21	10	3	3		1							1.8
5	1	2	1	1													1.1
37		12	7	9	4	2				1	2						2.0
2			1	1													1.7
1										1							5.0
48	2	6	12	13	2	4	1		1	2	1	1	1	1		1	3.1
1			1														1.3
7		1	3	2			1										1.8
7			1	1				1		2	2						4.1
1		1															1.0
11					2	1	3		1	2	2						4.3
1			1														1.4
1						1											2.8
1				1													1.7

NOTE: Be sure to check for related offense codes when examining a particular type of crime. They may or may not be in sequential order or even on the same page.

C1 2007 Total Prisoner Population by Minimum Term Distribution - All Offenses

C - 23

			TOTAL*	.5	1	1.5	2	2.5	3	3.5	4	4.5	5	10	15	20	25	>25	LIFE	AVG
GRAND TOTALS			50,233	295	2,762	3,685	7,410	2,154	3,089	1,129	2,009	917	2,926	8,491	3,882	2,680	1,602	1,895	4,952	7.7
VIOLATIONS			48,815	237	2,568	3,458	7,114	2,102	3,060	1,077	2,002	911	2,909	8,450	3,861	2,661	1,593	1,887	4,925	7.9
ATTEMPTS			1,063	58	194	227	296	52	29	52	7	6	17	41	21	19	9	8	27	3.0
Compiled Laws	Offense	Max. Penalty																		
750.1313C	Check - Non-Sufficient Funds \$500 or More	2 ATTEMPTS	6				2		4											2.4
750.131A1	Check - No Account	2 ATTEMPTS	9		1	6	2													1.4
750.131A2	Check - Non-Sufficient Funds - 3 Within 10 Days	2 ATTEMPTS	8		3	1	3	1												1.5
750.136A	Torturing Children	10 ATTEMPTS	1															1		30.0
750.136B	Child Abuse	15 ATTEMPTS	2										1		1					10.0
750.136B2	Child Abuse - 1st Degree	15 ATTEMPTS	153		4	3	10	7	15	7	10	2	25	60	6	2	1	1		6.0
750.136B3	Child Abuse - 2nd Degree	4 ATTEMPTS	35	1	11	2	12	4	2		2			1						2.0
750.136B4	Child Abuse - 3rd Degree	2 ATTEMPTS	1		1															1.0
750.145A-A	Children - Accosting for Immoral Purposes	2 ATTEMPTS	6		3	2		1												1.3
750.145A	Accost/Solicit Child for Immoral Purposes	4 ATTEMPTS	49		9	7	25	5	2		1									1.8
750.145B	Children - Accosting for Immoral Purposes, 2nd+ Offense	1 ATTEMPTS	1						1											3.0
750.145C	Children - Accosting for Immoral Purposes, 2nd+ Offense	4 ATTEMPTS	1								1									4.0
750.145C	Child Sexually Abusive Activity	20 ATTEMPTS	3						1					2						5.6
750.145C2	Child Sexually Abusive Activity	20 ATTEMPTS	134		5	4	10	5	14	2	4	5	18	49	14	3	1			6.4
750.145C3	Child Sexually Abusive Activity, Promote or Distribute	7 ATTEMPTS	1		1															1.0
750.145C4-A	Child Sexually Abusive Material, Possess	4 ATTEMPTS	12		2	3	3		1	2			1							2.1
750.145C4	Child Sexually Abusive Materials, Possess	1 ATTEMPTS	33		3	11	14	3	1		1									1.7
750.145D2B	Computer/Internet - Comm w/Other Plan Crime Max 1 - < 2 yrs	2 ATTEMPTS	1		1															1.0
750.145D2C	Computer/Internet - Comm w/Other Plan Crime Max 2 - < 4 yrs	4 ATTEMPTS	3		1			2												.9
750.145D2D	Computer/Internet - Comm w/Other Plan Crime Max 4 - < 10 yrs	10 ATTEMPTS	19	1	3	1	6		5	2	1									2.1
750.145D2E	Computer/Internet - Comm w/Other Plan Crime Max 10 - < 15 yrs	15 ATTEMPTS	1		1															1.1
750.145D2E	Computer/Internet - Comm w/Other Plan Crime Max 10 - < 15 yrs	15 ATTEMPTS	6		1		2		1		1			1						2.9

NOTE: Be sure to check for related offense codes when examining a particular type of crime. They may or may not be in sequential order or even on the same page.

C1 2007 Total Prisoner Population by Minimum Term Distribution - All Offenses

C - 24

Compiled Laws	Offense	Max. Penalty
	GRAND TOTALS	
	VIOLATIONS	
	ATTEMPTS	
750.145D2F	Computer/Internet - Comm w/Other Plan Crime Max 15+ yrs	20 ATTEMPTS
750.157A	Compounding Offenses	5 ATTEMPTS
750.157B	Homicide - Solicitation of Murder	LIFE ATTEMPTS
750.157B2	Homicide - Solicitation of Murder	LIFE ATTEMPTS
750.157C	Minors - Induce to Commit Felony	LIFE ATTEMPTS
750.157N1	Financial Transaction Device - Steal/Retain w/o Consent	4 ATTEMPTS
750.157N2	Financial Transaction Device - Possess Fraudulent One	4 ATTEMPTS
750.157P	Financial Transaction Device - Possess w/Intent to Use/Sell	4 ATTEMPTS
750.157Q	Financial Transaction Device - Illegal Sale/Use	4 ATTEMPTS
750.157R	Financial Transaction Device - Forge/Alter/Counterfeit	4 ATTEMPTS
750.157V	Financial Transaction Device - False ID	4 ATTEMPTS
750.158	Sodomy	15 ATTEMPTS
750.15911	Criminal Enterprise - Conducting	20 ATTEMPTS
750.15913	Criminal Enterprise - Racketeering Proceeds	20 ATTEMPTS
750.15914-A	Criminal Enterprise - Conspiracy	20 ATTEMPTS
750.160	Dead Bodies - Disinterment and Mutilation	10 ATTEMPTS
750.161	Desertion/Abandon/Non-Support	3 ATTEMPTS
750.165	Child Support - Fail to Pay	4 ATTEMPTS
750.174-B	Embezzlement - Agent or Trustee Over \$100	10 ATTEMPTS
750.1744A	Embezzlement - Agent or Trustee \$1,000 - < \$20,000	5 ATTEMPTS

TOTAL*	.5	1	1.5	2	2.5	3	3.5	4	4.5	5	10	15	20	25	>25	LIFE	AVG
50,233	295	2,762	3,685	7,410	2,154	3,089	1,129	2,009	917	2,926	8,491	3,882	2,680	1,602	1,895	4,952	7.7
48,815	237	2,568	3,458	7,114	2,102	3,060	1,077	2,002	911	2,909	8,450	3,861	2,661	1,593	1,887	4,925	7.9
1,063	58	194	227	296	52	29	52	7	6	17	41	21	19	9	8	27	3.0
72		19	1	13	9	10	1	3	3	4	8	1					3.1
5													2			3	13.5
9												1	2		4	2	25.2
25					1		1	2		3	7	3	3	1	4		13.4
2										1						1	4.8
61	2	18	12	20	6	2		1									1.5
6	1	1		3		1											1.6
17		6	3	5	1	2											1.6
3		2	1														1.1
18	1	5	9	3													1.2
1				1													1.9
1			1														1.1
7		1	1	1	2		1				1						2.7
69		1	1	3	1	2	3	4	5	11	26	10	1	1			6.9
1							1				1						3.2
1											1						10.0
6			1	1		1				1	2						5.2
4				1						1	2						4.6
5		1	2	1	1												1.5
1		1															1.0
98		14	33	37	5	8	1										1.7
3		1	2														1.2
6				1	3	2											2.5
1		1															.8
25	1	3	4	11	1	3	1	1									1.9
2				2													1.7

NOTE: Be sure to check for related offense codes when examining a particular type of crime. They may or may not be in sequential order or even on the same page.

C1 2007 Total Prisoner Population by Minimum Term Distribution - All Offenses

C - 25

Compiled Laws	Offense	Max. Penalty
GRAND TOTALS		
VIOLATIONS		
ATTEMPTS		
750.1744B	Embezzlement - Agent or Trustee \$200 - < \$1,000, 2nd+ Offense	5 ATTEMPTS
750.1745A	Embezzlement - Agent or Trustee \$20,000 - < \$50,000	10 ATTEMPTS
750.1745B	Embezzlement - Agent or Trustee \$1,000 - < \$20,000, 3rd+ Offense	10 ATTEMPTS
750.174A4A	Embezzlement - Vulnerable Adult \$1,000 - < \$20,000	5 ATTEMPTS
750.174A5A	Embezzlement - Vulnerable Adult \$20,000 or More	10 ATTEMPTS
750.175	Embezzlement - Public Official Over \$50	10 ATTEMPTS
750.176	Embezzlement - Administrator/ Executor/Guardian	10 ATTEMPTS
750.180	Embezzlement - Financial Institutions	20 ATTEMPTS
750.183-A	Escape - Aiding Prisoner - Felony	7 ATTEMPTS
750.186A	Escape - Juvenile Facility	4 ATTEMPTS
750.188	Escape - Officer Voluntarily Allowing	LIFE ATTEMPTS
750.193	Escape - Prison	5 ATTEMPTS
750.1951	Escape - From Misdemeanor Jail Sentence	2 ATTEMPTS
750.1952	Escape - From Felony Jail Sentence	4 ATTEMPTS
750.1972	Escape - Awaiting Trial for Felony	4 ATTEMPTS
750.197C-A	Assault of Prison Employee	4 ATTEMPTS
750.197C-B	Escape - From Jail Through Violence	4 ATTEMPTS
750.197C	Escape - From Jail Through Violence or Assault Prison Employee	4 ATTEMPTS
750.199A	Bond - Absconding or Forfeiting	4 ATTEMPTS
750.20011D	Harmful Devices - Unlawful Poss/ Use Causing Serious Injury	LIFE ATTEMPTS

TOTAL*	.5	1	1.5	2	2.5	3	3.5	4	4.5	5	10	15	20	25	>25	LIFE	AVG
50,233	295	2,762	3,685	7,410	2,154	3,089	1,129	2,009	917	2,926	8,491	3,882	2,680	1,602	1,895	4,952	7.7
48,815	237	2,568	3,458	7,114	2,102	3,060	1,077	2,002	911	2,909	8,450	3,861	2,661	1,593	1,887	4,925	7.9
1,063	58	194	227	296	52	29	52	7	6	17	41	21	19	9	8	27	3.0
2				1		1											2.3
27		1	4	6	3	5		2		4	2						3.0
1											1						6.3
4			1	1		1						1					3.0
3				2						1							2.8
1				1													2.0
1			1														1.2
2	1										1						3.7
1			1														1.5
1				1													2.0
1			1														1.4
3			1	2													1.8
2			2														1.3
1											1						6.0
53	5	14	4	16	6	1		1		1	3	1	1				2.4
1			1														1.4
1				1													1.7
30	1	2	12	12	2	1											1.6
1		1															.9
14	1	3	1	3	1	2	1			2							2.2
1	1																.4
115	1	27	27	31	13	5		6	1	3	1						1.8
13		11	2														1.0
1					1												2.5
72	1	22	7	19	4	6	3	2	2	1	5						2.3
11	1	8	1	1													1.0
32		2	7	18	3			1	1								1.8
1													1				20.0

NOTE: Be sure to check for related offense codes when examining a particular type of crime. They may or may not be in sequential order or even on the same page.

C1 2007 Total Prisoner Population by Minimum Term Distribution - All Offenses

C - 26

Compiled Laws	Offense	Max. Penalty
GRAND TOTALS		
VIOLATIONS		
ATTEMPTS		
750.200J1AA	Harmful Devices - Imitation/Irritants Unlawful Poss/Use	5 ATTEMPTS
750.204A	Explosives - Send w/Intent to Frighten	5 ATTEMPTS
750.206	Explosives - Place w/Intent to Damage	25 ATTEMPTS
750.207	Explosives - Place Near Property	LIFE ATTEMPTS
750.2072A	Explosives - Place Near Property	15 ATTEMPTS
750.2072B	Explosives - Place Near Property Causing Property Damage	20 ATTEMPTS
750.208	Explosives - Aiding/Abetting Placement	15 ATTEMPTS
750.209	Explosives - Place w/Intent	LIFE ATTEMPTS
750.209A	Explosives - Possess w/Intent to Terrorize	10 ATTEMPTS
750.2102A	Explosives - Possess Bomb w/Unlawful Intent	15 ATTEMPTS
750.211A2A	Explosives - Mfg/Poss Explosive/ Other w/Malicious Intent	15 ATTEMPTS
750.211A2B	Explosives - Mfg/Poss Molotov Cocktail/ Other w/Property Damage	20 ATTEMPTS
750.211A2C	Explosives - Mfg/Poss Molotov Cocktail/ Other w/Physical Injury	25 ATTEMPTS
750.213	Extortion	20 ATTEMPTS
750.2153	Impersonate Peace Officer to Commit Crime	4 ATTEMPTS
750.218-A	False Pretenses - \$100 or Less, 4th	1 ATTEMPTS
750.218-B	False Pretenses - Over \$100	10 ATTEMPTS
750.218	False Pretenses w/Intent to Defraud	10 ATTEMPTS
750.2184A	False Pretenses - \$1,000 - < \$20,000	5 ATTEMPTS
750.2184B	False Pretenses - \$200 - < \$1,000, 2nd Offense	5 ATTEMPTS

TOTAL*	.5	1	1.5	2	2.5	3	3.5	4	4.5	5	10	15	20	25	>25	LIFE	AVG
50,233	295	2,762	3,685	7,410	2,154	3,089	1,129	2,009	917	2,926	8,491	3,882	2,680	1,602	1,895	4,952	7.7
48,815	237	2,568	3,458	7,114	2,102	3,060	1,077	2,002	911	2,909	8,450	3,861	2,661	1,593	1,887	4,925	7.9
1,063	58	194	227	296	52	29	52	7	6	17	41	21	19	9	8	27	3.0
1				1													1.9
1				1													1.9
4						1				1	1			1			10.1
3												1				2	15.0
1				1													2.0
2								1				1					7.7
3				1									1		1		18.3
1											1						7.0
1						1											2.7
1											1						6.7
7		1		1	1					2	2						4.6
6	1		2					1		1	1						3.0
2											1	1					11.0
41		2	1	1		4		1	1	7	12	5	5	1	1		9.4
5		1	2	1								1					3.8
2		1		1													1.5
1			1														1.5
12			1	1	2	2				2	3				1		6.6
2		1			1												1.7
45		4	8	17	7	3	3	3									2.0
1				1													1.7
3		1	1	1													1.4

NOTE: Be sure to check for related offense codes when examining a particular type of crime. They may or may not be in sequential order or even on the same page.

C1 2007 Total Prisoner Population by Minimum Term Distribution - All Offenses

C - 27

Compiled Laws	Offense	Max. Penalty
	GRAND TOTALS	
	VIOLATIONS	
	ATTEMPTS	
750.2185A	False Pretenses - \$20,000 or More	10 ATTEMPTS
750.2185B	False Pretenses - \$1,000 - < \$20,000, 3rd+ Offense	10 ATTEMPTS
750.219E	Financial Institution - Unauthorized Credit Application	4 ATTEMPTS
750.2241-A	Weapons - Dangerous Weapon, Misc.	5 ATTEMPTS
750.224A	Weapons - Taser, Possess or Sale	4 ATTEMPTS
750.224B	Weapons - Firearms, Short-Barrel Shotgun/Rifle	5 ATTEMPTS
750.224F	Weapons - Firearms, Possess by Felon	5 ATTEMPTS
750.226	Weapons - Dangerous Weapon, Carry w/Unlawful Intent	5 ATTEMPTS
750.227	Weapons - Carrying Concealed	5 ATTEMPTS
750.227B-A	Weapons - Felony Firearm	2 ATTEMPTS
750.227B-B	Weapons - Felony Firearm, 2nd Offense	5 ATTEMPTS
750.227B-C	Weapons - Felony Firearm, 3rd Offense	10 ATTEMPTS
750.227B	Weapons - Felony Firearm	10 ATTEMPTS
750.227C	Weapons - Firearms, Possess Loaded in Vehicle	2 ATTEMPTS
750.234A	Weapons - Firearms, Discharge from Vehicle	4 ATTEMPTS
750.234B	Weapons - Firearms, Discharge in/at Bldg.	4 ATTEMPTS
750.240	Willfully Raise False Fire Alarm	1 ATTEMPTS
750.248	Forgery	14 ATTEMPTS
750.249	Uttering & Publishing	14 ATTEMPTS
750.250	Forgery of State Warrant	7 ATTEMPTS

TOTAL*	.5	1	1.5	2	2.5	3	3.5	4	4.5	5	10	15	20	25	>25	LIFE	AVG
50,233	295	2,762	3,685	7,410	2,154	3,089	1,129	2,009	917	2,926	8,491	3,882	2,680	1,602	1,895	4,952	7.7
48,815	237	2,568	3,458	7,114	2,102	3,060	1,077	2,002	911	2,909	8,450	3,861	2,661	1,593	1,887	4,925	7.9
1,063	58	194	227	296	52	29	52	7	6	17	41	21	19	9	8	27	3.0
23		2	3	7	4	2		2		2	1						2.6
1											1						6.0
2				2													1.9
3			1	1			1										2.1
1			1														1.2
16			4	4	1	3	2				1			1			4.1
372	6	22	47	105	49	51	24	19	2	14	19	7		2	2	3	3.1
1			1														1.3
27	1	3	3	9	3	2	1	2			2					1	2.3
2			1	1													1.7
227	4	41	42	79	15	16	16	4		3	3	1	1	1		1	2.2
6	1	2	3														1.0
1,972				1,956						11	1					4	2.0
25				25													2.0
155				1						154							4.9
2										2							5.0
7											7						10.0
15				11						4							2.8
1				1													2.0
4	1	1	1													1	.9
2				2													2.0
8		1	3	3	1												1.6
1					1												2.5
65		6	16	13	5	7	2	8		3	4	1					2.8
4			1	1	2												2.1
525	3	85	126	162	51	45	2	19		13	14	4	1				2.2
28	2	7	11	6	1	1											1.4
1						1											2.8

NOTE: Be sure to check for related offense codes when examining a particular type of crime. They may or may not be in sequential order or even on the same page.

C1 2007 Total Prisoner Population by Minimum Term Distribution - All Offenses

C - 28

Compiled Laws	Offense	Max. Penalty
GRAND TOTALS		
VIOLATIONS		
ATTEMPTS		
750.252	Utter & Publish - Possess Counterfeit Note w/Intent	7 ATTEMPTS
750.253	Utter & Publish - Counterfeit Bills/Notes	5 ATTEMPTS
750.254	Utter & Publish - Possess Counterfeit Bank/State/Bills	5 ATTEMPTS
750.255	Counterfeiting - Possession of Tools	10 ATTEMPTS
750.261	Counterfeiting - Coins/Possess Less Than 5	10 ATTEMPTS
750.2633	Counterfeiting - Del/Poss w/False ID Mark Felony	5 ATTEMPTS
750.280	Fraud - Common Law	10 ATTEMPTS
750.282B	Public Utility - Fraudulent Use Over \$500	4 ATTEMPTS
750.285	Obtain Personal Identity Info w/o Permission	5 ATTEMPTS
750.316-A	Homicide - Murder 1st Degree, Premeditated	LIFE ATTEMPTS
750.316-B	Homicide - Felony Murder	LIFE ATTEMPTS
750.316-C	Homicide - Open Murder, Statutory Short Form	LIFE ATTEMPTS
750.316	Homicide	LIFE ATTEMPTS
750.317	Homicide - Murder 2nd Degree	LIFE ATTEMPTS
750.317A	Delivery of Controlled Substance Causing Death	LIFE ATTEMPTS
750.321-A	Homicide - Manslaughter, Statutory Short Form	15 ATTEMPTS
750.321-C	Homicide - Manslaughter, Involuntary	15 ATTEMPTS
750.321-E	Homicide - Manslaughter with Motor Vehicle	15 ATTEMPTS
750.321	Homicide - Manslaughter	15 ATTEMPTS
750.322	Homicide - Willful Killing of Unborn Child	15 ATTEMPTS

TOTAL*	.5	1	1.5	2	2.5	3	3.5	4	4.5	5	10	15	20	25	>25	LIFE	AVG
50,233	295	2,762	3,685	7,410	2,154	3,089	1,129	2,009	917	2,926	8,491	3,882	2,680	1,602	1,895	4,952	7.7
48,815	237	2,568	3,458	7,114	2,102	3,060	1,077	2,002	911	2,909	8,450	3,861	2,661	1,593	1,887	4,925	7.9
1,063	58	194	227	296	52	29	52	7	6	17	41	21	19	9	8	27	3.0
3		2	1														1.1
4		1	2	1													1.4
1		1															1.0
1					1												2.5
1			1														1.5
1			1														1.5
1			1														1.2
1				1													2.0
9		3		4	1					1							1.9
801 3				1								1	1	1	2	795 3	21.1
497													1		1	495	30.0
189 1											1		3	6	10	169 1	32.5
1,801 12												1		1	3	1,796 12	35.7
3,940 23				2		2	1	3		21	263 2	594 2	826 7	710 2	802 3	716 7	23.3 21.2
8			1		1				1		3	1			1		9.4
264 2	1	1	1	9	8	18 1	8	20	7	34	132 1	16	6		3		7.2 6.5
143 2			3	6	4	9	6 1	7	4	17	67 1	16	4				7.1 6.6
69 3		1	1	2	2 1	5	1	12	1	3	33 1	5	3				6.8 2.9
94	1		1	1	3	6		7		10	42	10	10		3		9.9
1													1				20.0

NOTE: Be sure to check for related offense codes when examining a particular type of crime. They may or may not be in sequential order or even on the same page.

C1 2007 Total Prisoner Population by Minimum Term Distribution - All Offenses

C - 29

Compiled Laws	Offense	Max. Penalty
GRAND TOTALS		
VIOLATIONS		
ATTEMPTS		
750.324	Homicide - Negligent Homicide	2
ATTEMPTS		
750.329	Homicide - Manslaughter, Death by	15
Weapon Aimed w/out Malice		
ATTEMPTS		
750.329A	Suicide - Assisting	5
ATTEMPTS		
750.335	Lewd and Lascivious Conduct	1
ATTEMPTS		
750.335A	Indecent Exposure (Sexually	1
Delinquent Person)		
ATTEMPTS		
750.335A2B	Aggravated Indecent Exposure	2
ATTEMPTS		
750.335A2C	Indecent Exposure by Sexually	LIFE
Person		
ATTEMPTS		
750.338	Gross Indecency Between Males,	5
Commit/Procure		
ATTEMPTS		
750.338A	Gross Indecency Between Females,	5
Commit/Procure		
ATTEMPTS		
750.338B	Gross Indecency Male and Female,	5
Commit/Procure		
ATTEMPTS		
750.349	Kidnapping	LIFE
ATTEMPTS		
750.349[S]	Kidnapping - Solicitation	LIFE
ATTEMPTS		
750.349A	Prisoner Taking a Hostage	LIFE
ATTEMPTS		
750.349B	Unlawful Imprisonment (restraint)	15
ATTEMPTS		
750.350	Kidnapping - Child Enticement	LIFE
ATTEMPTS		
750.356-A	Larceny - Over \$100 (obsolete)	5
ATTEMPTS		
750.356	Larceny	10
ATTEMPTS		
750.3562A	Larceny - \$20,000 or More	10
ATTEMPTS		
750.3563A	Larceny - \$1,000 - < \$20,000	5
ATTEMPTS		
750.3563B	Larceny - \$200 - < \$1,000,	5
2nd+ Offense		
ATTEMPTS		

TOTAL*	.5	1	1.5	2	2.5	3	3.5	4	4.5	5	10	15	20	25	>25	LIFE	AVG
50,233	295	2,762	3,685	7,410	2,154	3,089	1,129	2,009	917	2,926	8,491	3,882	2,680	1,602	1,895	4,952	7.7
48,815	237	2,568	3,458	7,114	2,102	3,060	1,077	2,002	911	2,909	8,450	3,861	2,661	1,593	1,887	4,925	7.9
1,063	58	194	227	296	52	29	52	7	6	17	41	21	19	9	8	27	3.0
13	1	1	5	4	1			1									1.6
14					1	1		3	1		8						6.1
2				1		1											2.5
1		1															1.0
19	1	2		6	1	3		1	1	1	3						3.0
4		1		2		1											1.9
2					1					1							3.6
4	1	1	1								1						2.4
1				1													2.0
17			4	6	4	2	1										2.1
1				1													1.7
349			2	4	1	3	1	3	4	9	73	61	52	25	48	63	18.1
10		1		5						1		2			1		6.9
1										1							5.0
8											2	1	1		2	2	26.9
16				2		1	1	2		3	5	1	1				6.4
2		1		1													1.3
16			1					1	3	2	3		2	1	2	1	13.5
1					1												2.4
5		1		2		1						1					4.0
5		1		1		1					1	1					4.8
9		1	2	1		1		2		1	1						3.1
60	1	13	18	14	7	5		2									1.7
2			1	1													1.4
3		2		1													1.2

NOTE: Be sure to check for related offense codes when examining a particular type of crime. They may or may not be in sequential order or even on the same page.

C1 2007 Total Prisoner Population by Minimum Term Distribution - All Offenses

C-30

Compiled Laws	Offense	Max. Penalty
	GRAND TOTALS	
	VIOLATIONS	
	ATTEMPTS	
750.3564A	Larceny - \$200 - < \$1,000	1 ATTEMPTS
750.356A-A	Larceny - From Motor Vehicle	5 ATTEMPTS
750.356A-B	Break and Enter - Vehicle Steal Property Over \$5	5 ATTEMPTS
750.356A	Larceny - From Motor Vehicle	10 ATTEMPTS
750.356A1	Larceny - From Motor Vehicle	5 ATTEMPTS
750.356A2C1	Break and Enter - Vehicle Steal Property \$1,000 - < \$20,000	5 ATTEMPTS
750.356A2C2	Break and Enter - Vehicle Steal Prop \$200 -< \$1,000, 2nd+ Offense	5 ATTEMPTS
750.356A2D1	Break and Enter - Vehicle Steal Property \$20,000 or More	10 ATTEMPTS
750.356A3	Break and Enter - Vehicle With Damage	5 ATTEMPTS
750.356AB	Break and Enter - Vehicle Steal Property Over \$5	5 ATTEMPTS
750.356B	Break and Enter - Coin Telephone	4 ATTEMPTS
750.356C	Retail Fraud - 1st Degree	5 ATTEMPTS
750.357	Larceny from Person	10 ATTEMPTS
750.357B	Weapons - Firearms - Larceny	5 ATTEMPTS
750.360	Larceny in Building	4 ATTEMPTS
750.362	Larceny By Conversion	10 ATTEMPTS
750.3622A	Larceny by Conversion \$20,000 or More	10 ATTEMPTS
750.3623A	Larceny By Conversion \$1,000 - < \$20,000	5 ATTEMPTS
750.362A	Failure to Return Rented Property Over \$100 (obsolete)	10 ATTEMPTS
750.362A2A	Failure to Return Rented Property \$20,000 or More	10 ATTEMPTS

TOTAL*	.5	1	1.5	2	2.5	3	3.5	4	4.5	5	10	15	20	25	>25	LIFE	AVG
50,233	295	2,762	3,685	7,410	2,154	3,089	1,129	2,009	917	2,926	8,491	3,882	2,680	1,602	1,895	4,952	7.7
48,815	237	2,568	3,458	7,114	2,102	3,060	1,077	2,002	911	2,909	8,450	3,861	2,661	1,593	1,887	4,925	7.9
1,063	58	194	227	296	52	29	52	7	6	17	41	21	19	9	8	27	3.0
1			1														1.5
1				1													2.0
5	1	1		1	1	1											1.8
1				1													1.7
5			1		2	1									1		7.8
57	1	13	16	17	8		1				1						1.6
3		2		1													1.2
10			3	3	4												1.9
2		1	1														1.2
1		1															1.0
77	4	22	14	27	4	5		1									1.5
2		1				1											2.0
1											1						7.0
2			2														1.4
404	10	121	91	96	39	23	6	16		1	1						1.7
3	2		1														.7
304	7	23	41	67	26	50	11	28	4	11	33	2	1				2.9
19	1	3	6	5	2	1	1										1.7
25		4	3	13	3	1					1						2.1
2		2															.9
223	4	44	68	63	27	8	1	6			2						1.7
13	2	3	7	1													1.1
1														1			25.0
1		1															1.0
4		1		1			1				1						3.0
20		4	6	1		4		5									2.3
2				2													1.7
1												1					15.0
1			1														1.1
1			1														1.3

NOTE: Be sure to check for related offense codes when examining a particular type of crime. They may or may not be in sequential order or even on the same page.

C1 2007 Total Prisoner Population by Minimum Term Distribution - All Offenses

C - 31

Compiled Laws	Offense	Max. Penalty
GRAND TOTALS		
VIOLATIONS		
ATTEMPTS		
750.362A3A	Failure to Return Rented Property \$1,000 - < \$20,000	5 ATTEMPTS
750.3633A	Larceny by False Personation \$1,000 - < \$20,000	5 ATTEMPTS
750.377A	Malicious Destruction Personal Property	10 ATTEMPTS
750.377A1B1	Malicious Destruction Personal Property \$1,000 - < \$20,000	5 ATTEMPTS
750.377AA	Malicious Destruction Personal Property	4 ATTEMPTS
750.377B	Malicious Destruction Fire/Police Property	4 ATTEMPTS
750.380	Malicious Destruction Building	10 ATTEMPTS
750.3802A	Malicious Destruction Building \$20,000 or More	10 ATTEMPTS
750.3803A	Malicious Destruction Building \$1,000 - < \$20,000	5 ATTEMPTS
750.3803B	Malicious Destruction Building \$200 - < \$1,000, 2nd+ Offense	5 ATTEMPTS
750.3804A	Malicious Destruction Building \$200 - < \$1,000	1 ATTEMPTS
750.3821C1	Malicious Destr. Trees/Shrubs/etc. \$1,000 - < \$20,000	5 ATTEMPTS
750.383A	MDOP - Utility Property	4 ATTEMPTS
750.3875A	Malicious Destr. Tombs/Memorials \$1,000 - < \$20,000	5 ATTEMPTS
750.397	Mayhem	10 ATTEMPTS
750.411A1B	False Report of a Felony	4 ATTEMPTS
750.411A2	False Bomb Threat	4 ATTEMPTS
750.411A3A	False Report/Threat of Bomb/ Harmful Device	4 ATTEMPTS
750.411H2B	Stalking a Minor	5 ATTEMPTS
750.411I	Stalking - Aggravated	5 ATTEMPTS

TOTAL*	.5	1	1.5	2	2.5	3	3.5	4	4.5	5	10	15	20	25	>25	LIFE	AVG
50,233	295	2,762	3,685	7,410	2,154	3,089	1,129	2,009	917	2,926	8,491	3,882	2,680	1,602	1,895	4,952	7.7
48,815	237	2,568	3,458	7,114	2,102	3,060	1,077	2,002	911	2,909	8,450	3,861	2,661	1,593	1,887	4,925	7.9
1,063	58	194	227	296	52	29	52	7	6	17	41	21	19	9	8	27	3.0
2		1		1													1.4
1	1																.3
2			1		1												2.0
33		5	13	10	2	2	1										1.7
1				1													1.7
3		1	1			1											1.7
60	2	11	15	18	3	7		4									1.8
4	1	1	1		1												1.3
2				1						1							3.5
2			1	1													1.7
1				1													1.7
18		4	3	7	2	1					1						2.0
1	1																.5
1		1															1.0
1	1																.5
1				1													1.9
4		3		1													1.2
1		1															.7
1											1						8.0
14	1	5	4	3				1									1.3
3		2	1														1.1
3				1	1							1					4.8
6		1	2	1	1				1								2.0
3		1		1								1					4.1
150	2	21	44	35	9	10	8	7		4	4	5			1		2.7
5	1		2	1	1												1.4

NOTE: Be sure to check for related offense codes when examining a particular type of crime. They may or may not be in sequential order or even on the same page.

C1 2007 Total Prisoner Population by Minimum Term Distribution - All Offenses

C - 32

Compiled Laws	Offense	Max. Penalty
	GRAND TOTALS	
	VIOLATIONS	
	ATTEMPTS	
750.41112B	Stalking a Minor - Aggravated	10 ATTEMPTS
750.4110	Money Laundering - 1st Degree	20 ATTEMPTS
750.413	Motor Vehicle - Unlawfully Driving Away	5 ATTEMPTS
750.414	Motor Vehicle - Unlawful Use	2 ATTEMPTS
750.422-A	Perjury - Court Proceeding Capital Crime	LIFE ATTEMPTS
750.422-B	Perjury - Court Proceeding	15 ATTEMPTS
750.422	Perjury - Court Proceeding	LIFE ATTEMPTS
750.423	Perjury - Other Than Court Proceeding	15 ATTEMPTS
750.424-A	Perjury - Subornation, Other Than Court Proceeding	15 ATTEMPTS
750.424-B	Perjury - Subornation, Court Proceeding	15 ATTEMPTS
750.424	Perjury - Subornation	15 ATTEMPTS
750.425-B	Perjury - Incite/Procure, Court Proceeding	5 ATTEMPTS
750.4361	Poison - Food/Drink/Medicine/Wells	5 ATTEMPTS
750.4362A	Poison - Food/Drink/Medicine/Water Supply	15 ATTEMPTS
750.451-B	Prostitution - 3rd Offense	2 ATTEMPTS
750.451-D	Prostitution - 3rd+ Offense	2 ATTEMPTS
750.455	Prostitution - Pandering	20 ATTEMPTS
750.459	Prostitution - Transporting Female (perhaps compel)	20 ATTEMPTS
750.479-B	Police Officer/Public Officer - Resist and Obstruct	2 ATTEMPTS
750.4792	Public Officer - Assault or Obstruct	2 ATTEMPTS

TOTAL*	.5	1	1.5	2	2.5	3	3.5	4	4.5	5	10	15	20	25	>25	LIFE	AVG
50,233	295	2,762	3,685	7,410	2,154	3,089	1,129	2,009	917	2,926	8,491	3,882	2,680	1,602	1,895	4,952	7.7
48,815	237	2,568	3,458	7,114	2,102	3,060	1,077	2,002	911	2,909	8,450	3,861	2,661	1,593	1,887	4,925	7.9
1,063	58	194	227	296	52	29	52	7	6	17	41	21	19	9	8	27	3.0
2				1		1											2.4
1				1													1.7
1											1						7.5
355	3	62	87	111	34	29	5	12	3	4	5						1.9
10	1	3	2	3					1								1.5
37	1	13	18	4	1												1.2
2						1						1					4.7
8				2		1	1	1	2	1							3.5
1			1														1.5
5					1	1				1	1				1		9.6
1						1											3.0
2			1									1					5.2
1				1													1.6
1										1							5.0
1												1					10.0
1		1															1.0
1							1										3.3
2				1				1									3.0
1		1															1.0
10		1	7	2													1.4
6						3						3					5.5
5										1	1	2		1			12.6
22		6	5	5	1	1	2	1			1						2.0
7	2	2	2			1											1.1

NOTE: Be sure to check for related offense codes when examining a particular type of crime. They may or may not be in sequential order or even on the same page.

C1 2007 Total Prisoner Population by Minimum Term Distribution - All Offenses

C-33

Compiled Laws	Offense	Max. Penalty
GRAND TOTALS		
VIOLATIONS		
ATTEMPTS		
750.4793	Public Officer - Assault or Obstruct Cause Injury	4 ATTEMPTS
750.479A2	Police Officer - Fleeing (Penal Code) 4th Degree	2 ATTEMPTS
750.479A3	Police Officer - Fleeing (Penal Code) 3rd Degree	5 ATTEMPTS
750.479A4-A	Police Officer - Fleeing (Penal Code) 2nd Degree	10 ATTEMPTS
750.479A4	Police Officer - Fleeing (Penal Code) 2nd Offense	10 ATTEMPTS
750.479A5-A	Police Officer - Fleeing (Penal Code) 1st Degree	15 ATTEMPTS
750.479A5	Police Officer - Fleeing (Penal Code) Serious Injury	15 ATTEMPTS
750.479B1	Peace Officer - Disarming Non-Firearm	4 ATTEMPTS
750.479B2	Peace Officer - Disarming Firearm	10 ATTEMPTS
750.483A2B	Interfere w/Crime Report Threat to Kill/Injure	10 ATTEMPTS
750.483A4B	Interfere w/Police Investigation Threat to Kill/Injure	10 ATTEMPTS
750.483A6B	Tamper w/Evidence - Criminal Case Max > 10 yr Term	10 ATTEMPTS
750.49-B	Animals - Attending Fight	4 ATTEMPTS
750.50-B	Animals - Abandon/Cruelty - 3rd+ Offense	4 ATTEMPTS
750.502D	Anhydrous Ammonia Container, Unauthorized Tampering	4 ATTEMPTS
750.505-A	Obstruction of Justice	5 ATTEMPTS
750.505-B	Accessory After the Fact to Felony	5 ATTEMPTS
750.505	Common Law Offenses	5 ATTEMPTS
750.520	Rape	LIFE ATTEMPTS
750.520B	CSC - 1st Degree - Multiple Variables	LIFE ATTEMPTS

TOTAL*	.5	1	1.5	2	2.5	3	3.5	4	4.5	5	10	15	20	25	>25	LIFE	AVG
50,233	295	2,762	3,685	7,410	2,154	3,089	1,129	2,009	917	2,926	8,491	3,882	2,680	1,602	1,895	4,952	7.7
48,815	237	2,568	3,458	7,114	2,102	3,060	1,077	2,002	911	2,909	8,450	3,861	2,661	1,593	1,887	4,925	7.9
1,063	58	194	227	296	52	29	52	7	6	17	41	21	19	9	8	27	3.0
2		1	1														1.2
19			8	3	6			1		1							2.0
217	1	21	46	71	29	21	2	10	3	5	8						2.2
3			2	1													1.3
31			1	3	3	5	2	6	1	2	5	2	1				5.0
1											1						8.0
1						1											3.0
1												1					15.0
1								1									4.0
11			2	1		1		1		2	2	1				1	4.9
7		2	1	2			2										1.9
5						1	1	1	1		1						4.3
1											1						9.0
2			2														1.5
2		1		1													1.5
6			3	2		1											1.7
1			1														1.3
5		1	2	2													1.5
10		1	3	5							1						2.1
1		1															1.0
21		2	6	7	3	1				1			1				2.8
2															2		35.0
20				1							2			1	2	14	28.2
1,491				6	4	7	9	14	8	36	288	302	250	150	229	188	18.9
12			1		1	1	1					1	2	3		2	13.5

NOTE: Be sure to check for related offense codes when examining a particular type of crime. They may or may not be in sequential order or even on the same page.

C1 2007 Total Prisoner Population by Minimum Term Distribution - All Offenses

C - 34

Compiled Laws	Offense	Max. Penalty
GRAND TOTALS		
VIOLATIONS ATTEMPTS		
1,063 58 194 227 296 52 29 52 7 6 17 41 21 19 9 8 27 3.0		
750.520B1A	CSC - 1st Degree - Person Under 13	LIFE ATTEMPTS
750.520B1B	CSC - 1st Degree - Relationship	LIFE ATTEMPTS
750.520B1C	CSC - 1st Degree - During Felony	LIFE ATTEMPTS
750.520B1D	CSC - 1st Degree - Accomplices	LIFE ATTEMPTS
750.520B1E	CSC - 1st Degree - Weapon Used	LIFE ATTEMPTS
750.520B1F	CSC - 1st Degree - Personal Injury	LIFE ATTEMPTS
750.520B1G	CSC - 1st Degree - Injury to Incap. Victim	LIFE ATTEMPTS
750.520B1H	CSC - 1st Degree - Mentally Disabled Relationship	LIFE ATTEMPTS
750.520B2B	CSC - 1st Degree - Person < 13, Defendant 17 yrs. or Older	LIFE ATTEMPTS
750.520C	CSC - 2nd Degree - Multiple Variables	15 ATTEMPTS
750.520C1A	CSC - 2nd Degree - Person Under 13	15 ATTEMPTS
750.520C1B	CSC - 2nd Degree - Relationship	15 ATTEMPTS
750.520C1C	CSC - 2nd Degree - During Felony	15 ATTEMPTS
750.520C1D	CSC - 2nd Degree - Accomplices	15 ATTEMPTS
750.520C1E	CSC - 2nd Degree - Weapon Used	15 ATTEMPTS
750.520C1F	CSC - 2nd Degree - Personal Injury	15 ATTEMPTS
750.520C1G	CSC - 2nd Degree - Injury to Incap. Victim	15 ATTEMPTS
750.520C1H	CSC - 2nd Degree - Mentally Disabled Relationship	15 ATTEMPTS
750.520C1I	CSC - 2nd Degree - State Prisoner	15 ATTEMPTS
750.520C1K	CSC - 2nd Degree - County Prisoner	15 ATTEMPTS

TOTAL*	.5	1	1.5	2	2.5	3	3.5	4	4.5	5	10	15	20	25	>25	LIFE	AVG
50,233	295	2,762	3,685	7,410	2,154	3,089	1,129	2,009	917	2,926	8,491	3,882	2,680	1,602	1,895	4,952	7.7
48,815	237	2,568	3,458	7,114	2,102	3,060	1,077	2,002	911	2,909	8,450	3,861	2,661	1,593	1,887	4,925	7.9
1,063	58	194	227	296	52	29	52	7	6	17	41	21	19	9	8	27	3.0
1,974		5	4	28	29	48	35	43	26	106	626	439	263	133	121	68	13.1
409			1	4	4	4	4	7	8	26	123	107	50	36	27	8	13.3
6				3			2					1					5.3
147				1	1	2		1	1	2	23	33	17	15	36	15	21.3
2				1							1						8.5
60	1					3	1			4	11	14	8	6	9	3	16.9
220					1		2	2	1	1	37	52	41	22	40	21	19.6
2			1												1		15.7
257		1		1		5	3	4	2	4	44	53	49	43	36	12	18.6
5				1	2		1				1						3.9
7									1	1		3	1	1			13.0
16				1		1	1			1	3	2	4		3		14.7
3												1	1	1			18.7
422	1	9	18	56	21	52	16	40	11	61	108	22	6	1			5.2
5		2	2	1													1.3
1,662	1	45	84	218	106	202	66	122	19	258	465	55	20		1		4.9
52		7	14	22	4	1	2			1	1						1.9
247		3	13	38	13	37	11	19	2	44	61	4	1			1	4.5
9			2	6			1										1.9
17			1	1	4	4		2		1	4						3.8
1						1											3.0
7			1	1		1		1			3						4.5
4		1			3												2.0
15	1		1	2			1	2		1	6		1				5.9
92		2	6	11	5	12	2	18	2	11	17	2	3		1		5.2
6			3		1	1						1					3.5
12			1	2	3	2		1		1	2						3.4
16			2	2	3	1	2	1		1	2	2					4.4
1				1													1.9
1								1									4.0
2			1			1											2.1
1							1										3.3

NOTE: Be sure to check for related offense codes when examining a particular type of crime. They may or may not be in sequential order or even on the same page.

C1 2007 Total Prisoner Population by Minimum Term Distribution - All Offenses

C - 35

Compiled Laws	Offense	Max. Penalty
GRAND TOTALS		
VIOLATIONS		
ATTEMPTS		
750.520C1L	CSC - 2nd Degree - Detained Juvenile	15 ATTEMPTS
750.520C2B	CSC - 2nd Degree - Person < 13, Defendant 17 yrs. or Older	15 ATTEMPTS
750.520D	CSC - 3rd Degree - Multiple Variables	15 ATTEMPTS
750.520D1A	CSC - 3rd Degree - Person 13-15	15 ATTEMPTS
750.520D1B	CSC - 3rd Degree - Force/Coercion	15 ATTEMPTS
750.520D1C	CSC - 3rd Degree - Incapacitated Victim	15 ATTEMPTS
750.520D1D	CSC - 3rd Degree - Incest	15 ATTEMPTS
750.520D1E	CSC - 3rd Degree - Student 16 < 18	15 ATTEMPTS
750.520E	CSC - 4th Degree - Multiple Variables	2 ATTEMPTS
750.520E1A-A	CSC - 4th Degree - Victim 13-16	2 ATTEMPTS
750.520E1A	CSC - 4th Degree - Force/Coercion	2 ATTEMPTS
750.520E1B	CSC - 4th Degree - Incapacitated Victim	2 ATTEMPTS
750.520E1E-A	CSC - 4th Degree - Mental Health Professional	2 ATTEMPTS
750.520E1G	CSC - 4th Degree - Incest	2 ATTEMPTS
750.520F	CSC - 2nd+ Offense	LIFE ATTEMPTS
750.520G	CSC - Assault w/Intent to Commit Sexual Penetration	10 ATTEMPTS
750.520G1	CSC - Assault w/Intent to Commit Sexual Penetration	10 ATTEMPTS
750.520G2	CSC - 2nd Degree Assault	5 ATTEMPTS
750.529	Robbery - Armed	LIFE ATTEMPTS
750.529A	Carjacking	LIFE ATTEMPTS

TOTAL*	.5	1	1.5	2	2.5	3	3.5	4	4.5	5	10	15	20	25	>25	LIFE	AVG
50,233	295	2,762	3,685	7,410	2,154	3,089	1,129	2,009	917	2,926	8,491	3,882	2,680	1,602	1,895	4,952	7.7
48,815	237	2,568	3,458	7,114	2,102	3,060	1,077	2,002	911	2,909	8,450	3,861	2,661	1,593	1,887	4,925	7.9
1,063	58	194	227	296	52	29	52	7	6	17	41	21	19	9	8	27	3.0
2							2										3.2
9					1					3	4			1			8.2
1							1										3.3
550		18	12	38	22	60	11	37	17	67	220	33	8	3	3	1	6.3
16		2	2	6	3	1	1			1							2.4
1,313	2	48	55	128	68	147	40	115	61	165	433	36	14			1	5.0
106		7	34	48	8	1	7	1									1.8
545		6	17	39	22	43	15	45	15	79	216	38	6	2	2		6.3
25		3	3	11	3	1	1	1		1	1						2.4
78	1	6	5	9	5	5	3	2	3	9	23	6	1				5.4
3			2		1												1.7
101		1	1	4	4	11	12	6	2	13	46	1					5.7
2			2														1.5
1		1															1.0
19		9	7	1		1					1						1.7
45	3	5	22	7	2	1	1	1		1	2						1.8
1			1														1.3
56	3	11	24	9	3	1	2				3						1.7
1			1														1.3
7		1	3	1	1		1										1.8
1			1														1.3
2			2														1.3
20		1	2							5	7	2	2		1		9.9
10			2	1							4	2	1				5.3
471		11	53	132	26	46	33	33	9	46	76	2		2	2		3.5
8		1		4		1	1				1						2.5
99	1	9	19	32	14	7	9	2		3	2					1	2.2
1							1										3.2
4,350		7	17	90	129	163	123	153	192	293	1,371	808	406	192	225	181	11.2
36		3	3	3	3	1	1		2	2	7	4	1	3	2	1	9.4
493		1		20	16	21	30	33	27	50	170	81	24	8	8	4	8.3
14		1	2	4	1		1		2	1	2						3.4

NOTE: Be sure to check for related offense codes when examining a particular type of crime. They may or may not be in sequential order or even on the same page.

C1 2007 Total Prisoner Population by Minimum Term Distribution - All Offenses

C - 36

Compiled Laws	Offense	Max. Penalty
GRAND TOTALS		
VIOLATIONS		
ATTEMPTS		
750.530	Robbery - Unarmed	15 ATTEMPTS
750.531-A	Bank Robbery	LIFE ATTEMPTS
750.531-B	Safe Breaking	LIFE ATTEMPTS
750.531	Bank Robbery/Safe Breaking	LIFE ATTEMPTS
750.535-A	Stolen Property - Rec & Conc Over \$100 (obsolete)	5 ATTEMPTS
750.535-B	Stolen Property - Rec & Conc \$100 or Less	MISD ATTEMPTS
750.535	Stolen Property - Rec & Conc	10 ATTEMPTS
750.5352A	Stolen Property - Rec & Conc \$20,000 or More	10 ATTEMPTS
750.5352B	Stolen Property - Rec & Conc \$1,000 - < \$20,000, 3rd+ Offense	10 ATTEMPTS
750.5353A	Stolen Property - Rec & Conc \$1,000 - < \$20,000	5 ATTEMPTS
750.5353B	Stolen Property - Rec & Conc \$200 - < \$1,000, 2nd+ Offense	5 ATTEMPTS
750.5357	Stolen Property - Rec & Conc Motor Vehicle	5 ATTEMPTS
750.535A	Motor Vehicles - Operating a Chop Shop	10 ATTEMPTS
750.535A2	Motor Vehicles - Operating a Chop Shop	10 ATTEMPTS
750.535B	Weapons - Firearms - Receive & Conceal	10 ATTEMPTS
750.539J2A1	Surveilling Unclothed Person	2 ATTEMPTS
750.539J2B	Capture/Distribute Image of Unclothed Person	5 ATTEMPTS
750.540	Telephone - Tap/Cut Lines	2 ATTEMPTS
750.5405A	Interfering w/Electronic Communications	2 ATTEMPTS
750.5405B	Interfering w/Electronic Communications Causing Injury/Death	4 ATTEMPTS

TOTAL*	.5	1	1.5	2	2.5	3	3.5	4	4.5	5	10	15	20	25	>25	LIFE	AVG
50,233	295	2,762	3,685	7,410	2,154	3,089	1,129	2,009	917	2,926	8,491	3,882	2,680	1,602	1,895	4,952	7.7
48,815	237	2,568	3,458	7,114	2,102	3,060	1,077	2,002	911	2,909	8,450	3,861	2,661	1,593	1,887	4,925	7.9
1,063	58	194	227	296	52	29	52	7	6	17	41	21	19	9	8	27	3.0
1,146	6	46	63	158	99	167	37	135	39	122	209	37	17	3	3	5	4.5
17		2	3	6	1					1	3	1					3.6
218		8	16	15	10	25	10	13	1	17	64	17	13	4	4	1	7.0
3								1		1			1				9.1
84			1	7	7	9	3	9		18	15	9	3		2	1	6.3
5		1		2						2	2						4.8
36				1			1	2		2	1	8	10	5	2	4	16.5
23	1	4	3	4		7	1				2	1					3.0
1				1	1												2.0
1					1												2.1
9		1		1		1	1				1	2			1	1	9.2
43		9	1	10	5	6	1	3		1	6	1					3.3
2			2														1.5
2			1	1													1.5
162	4	27	42	56	10	13	4	4		1	1						1.8
7		1	2	3			1										1.7
7	1	2		1	2			1									1.8
272	9	135	49	44	13	14	1	5	1		1						1.4
3		1	2										1				1.2
3				1		1							1				6.6
5		3		1				1									1.8
1			1														1.5
40		1	6	16	4	5	1	4		3							2.4
4			1	1		1					1						3.0
1			1														1.3
7		1	2	2	1					1							2.1
8		2	1	5													1.6
3		1	2														1.2
3		2		1													1.3

NOTE: Be sure to check for related offense codes when examining a particular type of crime. They may or may not be in sequential order or even on the same page.

C1 2007 Total Prisoner Population by Minimum Term Distribution - All Offenses

C - 37

Compiled Laws	Offense	Max. Penalty
	GRAND TOTALS	
	VIOLATIONS	
	ATTEMPTS	
750.543M	False Report or Threat of Terrorism	20 ATTEMPTS
750.72-A	Arson - Dwelling House	20 ATTEMPTS
750.72-B	Arson - Dwelling House Curtilage	20 ATTEMPTS
750.72	Arson Dwelling House/Curtilage	20 ATTEMPTS
750.73	Arson - Real Property	10 ATTEMPTS
750.74	Arson - Personal Property Over \$50	4 ATTEMPTS
750.741C1	Arson - Pers. Prop. \$1,000 - < \$20,000	5 ATTEMPTS
750.741D1	Arson - Pers. Prop. \$20,000 or More	10 ATTEMPTS
750.74B	Arson - Pers. Prop. Over \$50	4 ATTEMPTS
750.75	Arson - Insured Property	10 ATTEMPTS
750.77-B	Arson - Prepare to Burn Real/Personal Property Over \$50	4 ATTEMPTS
750.771C1	Arson - Prepare to Burn Property \$1,000 - < \$20,000	5 ATTEMPTS
750.771D1	Arson - Prepare to Burn Property \$20,000 or More	10 ATTEMPTS
750.81	Assault or Assault and Battery	MISD ATTEMPTS
750.812	Domestic Violence	MISD ATTEMPTS
750.814	Domestic Violence, 3rd Offense	2 ATTEMPTS
750.81A	Assault - Aggravated	1 ATTEMPTS
750.81A3	Domestic Violence - Aggravated 2nd Offense	2 ATTEMPTS
750.81C2	Assault/Battery of DHS Employee	2 ATTEMPTS
750.81D1	Police Officer - Assault/Resist/Obstruct	2 ATTEMPTS

TOTAL*	.5	1	1.5	2	2.5	3	3.5	4	4.5	5	10	15	20	25	>25	LIFE	AVG
50,233	295	2,762	3,685	7,410	2,154	3,089	1,129	2,009	917	2,926	8,491	3,882	2,680	1,602	1,895	4,952	7.7
48,815	237	2,568	3,458	7,114	2,102	3,060	1,077	2,002	911	2,909	8,450	3,861	2,661	1,593	1,887	4,925	7.9
1,063	58	194	227	296	52	29	52	7	6	17	41	21	19	9	8	27	3.0
4							1			1	2						6.2
167		3	7	19	3	20	3	11	15	16	50	15	4		1		5.9
7		1		4			1				1						2.7
9		1								3	4	1					6.9
25	1	2	1	1				4		4	5	4	2		1		8.0
65			11	17	3	6	3	3		10	7	2	2			1	4.0
1		1															.8
1		1															1.0
10		1	2	4	2	1											1.9
4			3			1											1.8
1										1							5.0
6			2	2				2									2.3
2			2														1.5
1			1														1.3
7		1		4		1					1						3.0
1			1														1.2
4	3					1											.9
1				1													2.0
151	1	40	60	25	9	8	1	4		2	1						1.6
2		2															1.0
3	3																.5
20	1	2	12	2	2	1											1.4
3		1	2														1.1
311	7	73	140	49	11	17	2	8		3	1						1.5

NOTE: Be sure to check for related offense codes when examining a particular type of crime. They may or may not be in sequential order or even on the same page.

C1 2007 Total Prisoner Population by Minimum Term Distribution - All Offenses

C - 38

Compiled Laws	Offense	Max. Penalty
		GRAND TOTALS
		VIOLATIONS
		ATTEMPTS
750.81D2	Police Officer - Assault/Resist/Obstruct Causing Injury	4 ATTEMPTS
750.81D3	Police Officer - Assault/Resist/Obstruct Serious Impairment	15 ATTEMPTS
750.82	Felonious Assault	4 ATTEMPTS
750.822	Weapon-Free Schools - Assault with Dangerous Weapon	4 ATTEMPTS
750.83	Assault w/Intent to Murder	LIFE ATTEMPTS
750.84	Assault w/Intent to do Great Body Harm Less Than Murder	10 ATTEMPTS
750.85	Torture	LIFE ATTEMPTS
750.86	Assault w/Intent to Maim	10 ATTEMPTS
750.87	Assault w/Intent to Commit Felony	10 ATTEMPTS
750.88	Assault w/Intent to Rob While Unarmed	15 ATTEMPTS
750.89	Assault w/Intent to Rob While Armed	LIFE ATTEMPTS
750.90A	Asslt - Pregnant Indiv. Intentional Causing Miscarriage/Stillbirth	LIFE ATTEMPTS
750.90BB	Asslt - Pregnant Indiv. Causing Harm to Embryo/Fetus	10 ATTEMPTS
750.90CA	Pregnant Indiv. - Gross Negligence Causing Miscarriage/Stillbirth	15 ATTEMPTS
750.90DA	Pregnant Indiv. - OUIL Causing Miscarriage/Stillbirth	15 ATTEMPTS
750.91	Homicide - Attempted Murder	LIFE ATTEMPTS
752.10542	Copy Audio/Video For Gain - Felony	5 ATTEMPTS
752.542	Riot - Inciting	10 ATTEMPTS
752.542A	Prisons - Riots	10 ATTEMPTS
752.796	Computers - Use to Violate Theft Statute	10 ATTEMPTS

TOTAL*	.5	1	1.5	2	2.5	3	3.5	4	4.5	5	10	15	20	25	>25	LIFE	AVG
50,233	295	2,762	3,685	7,410	2,154	3,089	1,129	2,009	917	2,926	8,491	3,882	2,680	1,602	1,895	4,952	7.7
48,815	237	2,568	3,458	7,114	2,102	3,060	1,077	2,002	911	2,909	8,450	3,861	2,661	1,593	1,887	4,925	7.9
1,063	58	194	227	296	52	29	52	7	6	17	41	21	19	9	8	27	3.0
63		9	20	19	3	9		1			2						1.9
9		1				2		2			2		2				7.5
639	8	99	151	206	63	50	5	24		15	12	1	2		2	1	2.2
28	1	6	19								2						1.7
1					1												2.5
1,455				8	2	13	6	9	12	30	329	372	228	146	170	130	17.0
11				1							3	3	3	1			13.9
1,412	6	51	65	176	89	188	104	150	30	164	325	41	7	6		10	4.5
38		2	5	14	5	1	5	3	1	1	1						2.4
15											3	9	2		1		14.3
8				1	2	1	1			1	2						4.3
15			2	4	2	2		1			3	1					3.9
156	1	9	9	21	12	27	1	14	1	21	29	8	1		2		4.8
1										1							5.0
733		4	2	12	21	22	29	25	39	61	248	124	71	21	27	27	10.1
9				2			1	1				2	2		1	1	9.6
2											1		1				13.0
1							1										3.3
1										1							5.0
1											1						7.0
16					1						6	2	1	1	1	4	13.1
1												1					10.5
4	2	2															.7
1						1											3.0
3			1	2													1.8
1							1										3.5

NOTE: Be sure to check for related offense codes when examining a particular type of crime. They may or may not be in sequential order or even on the same page.

C1 2007 Total Prisoner Population by Minimum Term Distribution - All Offenses

C-39

Compiled Laws	Offense	Max. Penalty
	GRAND TOTALS	
	VIOLATIONS	
	ATTEMPTS	
752.7973C	Computers - Use to Commit Crime Max 2 - < 4 yrs	4 ATTEMPTS
752.7973D	Computers - Use to Commit Crime Max 4 - < 10 yrs	7 ATTEMPTS
752.7973E	Computers - Use to Commit Crime Max 10 - < 20 yrs	10 ATTEMPTS
752.7973F	Computers - Use to Commit Crime Max 20 yrs or More	20 ATTEMPTS
752.811A	Break & Enter - Coin-Operated Device	3 ATTEMPTS
767A.91B	Prosecutor's Investigative Subpoena Life Offense - Perjury	LIFE ATTEMPTS
769.12	Habitual Offender - 4th Offense	LIFE ATTEMPTS
800.2811	Prisons - Furnish Contraband to Prisoner In Prison	5 ATTEMPTS
800.2813	Prisons - Bringing Contraband Into	5 ATTEMPTS
800.2814	Prisons - Prisoner Possessing Contraband	5 ATTEMPTS
800.283	Prisons - Weapons	5 ATTEMPTS
800.2833	Prisons - Bringing Weapon Into	5 ATTEMPTS
800.2834	Prisons - Prisoner Possessing Weapon	5 ATTEMPTS
801.2622	Jails - Prisoner Possess Weapon	5 ATTEMPTS
801.2631	Jails - Furnish Contraband to Prisoner	5 ATTEMPTS
801.2632	Jails - Prisoner Possessing Contraband	5 ATTEMPTS

TOTAL*	.5	1	1.5	2	2.5	3	3.5	4	4.5	5	10	15	20	25	>25	LIFE	AVG
50,233	295	2,762	3,685	7,410	2,154	3,089	1,129	2,009	917	2,926	8,491	3,882	2,680	1,602	1,895	4,952	7.7
48,815	237	2,568	3,458	7,114	2,102	3,060	1,077	2,002	911	2,909	8,450	3,861	2,661	1,593	1,887	4,925	7.9
1,063	58	194	227	296	52	29	52	7	6	17	41	21	19	9	8	27	3.0
1		1															1.0
15		1	6	4	1	1	1			1							1.9
1				1													1.7
5				2					1	1	1						3.9
13					2	2		3		1	4	1					5.1
6			3	3													1.6
3				1							2						6.0
8				1												7	2.0
1				1													2.0
1		1															.7
8	2	3	1	1		1											1.2
61	3	26	21	7	3			1									1.3
11	2	5	4														.9
1												1					15.0
1			1														1.3
117	3	35	36	21	5	7	2	2		2	1	2	1				1.9
23	9	14															.7
3					2						1						3.7
1		1															.8
4			2	1		1											1.8
1				1													2.0
9		4	2	2		1											1.4

NOTES: Be sure to check for related offense codes when examining a particular type of crime. They may or may not be in sequential order or even on the same page.

*Sentences with Insufficient Information = 355

Largest minimum term is reported.

When minimum terms exceed maximum penalties, that may be due to anomalies in criminal justice practices, habitualized offenses, database errors, etc.

Each minimum term category is rounded up from the preceding category (for example, the ten-year category includes all minimums longer than five years up to exactly ten years).

Minimum term averages are based on raw data (with life sentences excluded from the calculations).

SOURCE: Corrections Management Information System (CMIS)

C1a 2007 Total Prisoner Population by Minimum Term Distribution - Non-Assaultive Offenses

C - 40

Compiled Laws	Offense	Max. Penalty
	GRAND TOTALS	
	VIOLATIONS	
	ATTEMPTS	
28.2951A-A	State ID Card - Altered/Forged/ Used to Commit Felony	10 ATTEMPTS
28.2952-A	State ID Card - Altered/Forged w/Intent to Deliver/Posess 2 or More	5 ATTEMPTS
28.729	Sex Offender - Fail to Register	4 ATTEMPTS
28.7291A	Sex Offender - Fail to Register	4 ATTEMPTS
28.7291B	Sex Offender - Fail to Register 2nd Offense	7 ATTEMPTS
28.7292C	Sex Offender - Fail to Comply w/Reporting 3rd	4 ATTEMPTS
257.254	MV Code - Intent to Pass False Title	10 ATTEMPTS
257.257	License Documents/Plates Forgery	5 ATTEMPTS
257.3107A	Driver's License-Forged w/Int Commit Crime Max 10 yrs or More	10 ATTEMPTS
257.3109	Driver's License-Forged Possess 2 or More	5 ATTEMPTS
257.624A	Alcohol - Open Container in Vehicle	MISD ATTEMPTS
257.6251-A	Operating - While Intoxicated	MISD ATTEMPTS
257.6251	Drive M.V. Addict or Intox	15 ATTEMPTS
257.62510C	Operating - OWI, 3rd Offense	1 ATTEMPTS
257.6253A	Operating - Impaired	MISD ATTEMPTS
257.6256	OWI - Impaired, 3rd Felony	5 ATTEMPTS
257.6256D	OWI - Impaired w/Contr. Sub, 3rd Offense	5 ATTEMPTS
257.6257A1	OWI - w/Occupant Less Than 16	1 ATTEMPTS
257.6257A2	OWI - w/Occupant Less Than 16, 2nd+ Offense	5 ATTEMPTS

TOTAL	.5	1	1.5	2	2.5	3	3.5	4	4.5	5	10	15	20	25	>25	LIFE	AVG
11,167	140	1,328	1,699	4,331	792	891	253	433	83	514	516	94	36	12	18	27	2.5
10,836	111	1,250	1,614	4,225	783	882	246	433	82	509	514	94	36	12	18	27	2.6
331	29	78	85	106	9	9	7		1	5	2						1.5
1			1														1.5
1						1											3.0
159	8	46	53	35	8	5		4									1.4
5	1	2	2														1.0
2		1	1														1.2
16		3	7	3		2	1										1.7
6		5	1														1.0
10		1	2	3					1		1	2					5.0
8		5	2	1													1.1
1			1														1.5
1				1													2.0
1			1														1.2
4			1	2									1				6.3
1				1													2.0
3				2	1												2.0
1			1														1.5
1								1									4.0
992	3	127	258	344	99	88	30	22	1	14	5	1					1.9
3			1	1			1										2.1
1			1														1.5
17		2	5	6		3				1							2.0

NOTE: Be sure to check for related offense codes when examining a particular type of crime. They may or may not be in sequential order or even on the same page.

C1a 2007 Total Prisoner Population by Minimum Term Distribution - Non-Assaultive Offenses

Page 2 of 11

C - 41

Compiled Laws	Offense	Max. Penalty
	GRAND TOTALS	
	VIOLATIONS	
	ATTEMPTS	
257.903	Motor Vehicle Code - False Certification	5 ATTEMPTS
257.9041B	Operate - Allow Suspended/Revoked/ Denied to Operate	MISD ATTEMPTS
257.9041C	Operate - Allow Suspended/Revoked/ Denied to Operate, 2nd+ Offense	1 ATTEMPTS
400.601-B	Fraud - Welfare - Over \$500	4 ATTEMPTS
400.606	Medicaid Fraud - Conspiracy	10 ATTEMPTS
432.2182	Gambling Activities - Felony Violations	10 ATTEMPTS
445.65	Identity Theft	5 ATTEMPTS
445.67	Identity Theft - Obtain/Possess/ Transfer ID w/Intent	5 ATTEMPTS
451.501	Blue Sky Laws - Fraudulent Schemes/Statements	10 ATTEMPTS
451.601D	Blue Sky Laws - Unregistered Investment Advisor	10 ATTEMPTS
500.45111	Insurance - Fraudulent Acts	4 ATTEMPTS
570.111010D1	Contractor - False Sworn Statements \$20,000 or More	10 ATTEMPTS
570.152	Contractor - Fraudulent Use of Building Contract Fund	3 ATTEMPTS
750.110-A	Break & Enter - Unoccupied Bldg. w/Intent	10 ATTEMPTS
750.110-B	Break & Enter - Occupied Bldg. w/Intent	15 ATTEMPTS
750.110	Break & Enter - A Building w/Intent	15 ATTEMPTS
750.110A3	Home Invasion - 2nd Degree	15 ATTEMPTS
750.110A4	Home Invasion - 3rd Degree	5 ATTEMPTS
750.111	Break & Enter - Entry w/o Breaking w/Intent	5 ATTEMPTS

TOTAL	.5	1	1.5	2	2.5	3	3.5	4	4.5	5	10	15	20	25	>25	LIFE	AVG
11,167	140	1,328	1,699	4,331	792	891	253	433	83	514	516	94	36	12	18	27	2.5
10,836	111	1,250	1,614	4,225	783	882	246	433	82	509	514	94	36	12	18	27	2.6
331	29	78	85	106	9	9	7		1	5	2						1.5
4		2	1	1													1.3
3		2	1														1.0
3		1		1		1											2.0
1				1													1.7
1										1							5.0
1											1						7.0
43		10	10	16	3	2	1	1									1.7
6		2		3	1												1.6
1											1						6.7
1						1											3.0
2				1							1						3.8
1					1												2.3
3		1		1	1												1.7
12	1	1	1	1		2	1			1	2		1	1			6.6
3		1	1	1													1.5
27		1	2	3	2	1		3		2	7	4	1		1		7.5
1,075	9	86	148	270	96	134	43	70	12	71	83	19	18	4	8	4	3.6
56	4	9	11	24	2	3	2			1							1.7
1,510	1	52	84	255	155	259	67	164	47	153	237	27	7		1	1	3.8
41		7	10	17	2	1	1			2	1						1.9
163		20	45	60	21	10	3	3		1							1.8
5	1	2	1	1													1.1
37		12	7	9	4	2				1	2						2.0
2			1	1													1.7

NOTE: Be sure to check for related offense codes when examining a particular type of crime. They may or may not be in sequential order or even on the same page.

C1a 2007 Total Prisoner Population by Minimum Term Distribution - Non-Assaultive Offenses

Page 3 of 11

C - 42

Compiled Laws	Offense	Max. Penalty
	GRAND TOTALS	
	VIOLATIONS	
	ATTEMPTS	
750.115	Break & Enter - Illegal Entry (w/o Owner's Permission or Denied)	MISD ATTEMPTS
750.116	Burglar's Tools - Possession	10 ATTEMPTS
750.1227A	Witness - Bribe/Intimidate/Interfere	4 ATTEMPTS
750.1313C	Check - Non-Sufficient Funds \$500 or More	2 ATTEMPTS
750.131A1	Check - No Account	2 ATTEMPTS
750.131A2	Check - Non-Sufficient Funds - Within 10 Days	3 ATTEMPTS
750.157A	Compounding Offenses	5 ATTEMPTS
750.157N1	Financial Transaction Device - Steal/Retain w/o Consent	4 ATTEMPTS
750.157N2	Financial Transaction Device - Possess Fraudulent One	4 ATTEMPTS
750.157P	Financial Transaction Device - Possess w/Intent to Use/Sell	4 ATTEMPTS
750.157Q	Financial Transaction Device - Illegal Sale/Use	4 ATTEMPTS
750.157R	Financial Transaction Device - Forge/Alter/Counterfeit	4 ATTEMPTS
750.157V	Financial Transaction Device - False ID	4 ATTEMPTS
750.15911	Criminal Enterprise - Conducting	20 ATTEMPTS
750.15913	Criminal Enterprise - Racketeering Proceeds	20 ATTEMPTS
750.15914-A	Criminal Enterprise - Conspiracy	20 ATTEMPTS
750.160	Dead Bodies - Disinterment and Mutilation	10 ATTEMPTS
750.161	Desertion/Abandon/Non-Support	3 ATTEMPTS
750.165	Child Support - Fail to Pay	4 ATTEMPTS

TOTAL	.5	1	1.5	2	2.5	3	3.5	4	4.5	5	10	15	20	25	>25	LIFE	AVG
11,167	140	1,328	1,699	4,331	792	891	253	433	83	514	516	94	36	12	18	27	2.5
10,836	111	1,250	1,614	4,225	783	882	246	433	82	509	514	94	36	12	18	27	2.6
331	29	78	85	106	9	9	7		1	5	2						1.5
1										1							5.0
48	2	6	12	13	2	4	1		1	2	1	1	1	1		1	3.1
1			1														1.3
7		1	3	2			1										1.8
6				2		4											2.4
9		1	6	2													1.4
8		3	1	3	1												1.5
5												2				3	13.5
61	2	18	12	20	6	2		1									1.5
6	1	1		3		1											1.6
17		6	3	5	1	2											1.6
3		2	1														1.1
18	1	5	9	3													1.2
1				1													1.9
1			1														1.1
69		1	1	3	1	2	3	4	5	11	26	10	1	1			6.9
1							1				1						3.2
1											1						10.0
6			1	1		1				1	2						5.2
4				1						1	2						4.6
5		1	2	1	1												1.5
1		1															1.0
98		14	33	37	5	8	1										1.7
3		1	2														1.2

NOTE: Be sure to check for related offense codes when examining a particular type of crime. They may or may not be in sequential order or even on the same page.

C1a 2007 Total Prisoner Population by Minimum Term Distribution - Non-Assaultive Offenses

Page 4 of 11

C - 43

Compiled Laws	Offense	Max. Penalty
	GRAND TOTALS	
	VIOLATIONS	
	ATTEMPTS	
750.174-B	Embezzlement - Agent or Trustee Over \$100	10 ATTEMPTS
750.1744A	Embezzlement - Agent or Trustee \$1,000 - < \$20,000	5 ATTEMPTS
750.1744B	Embezzlement - Agent or Trustee \$200 - < \$1,000, 2nd+ Offense	5 ATTEMPTS
750.1745A	Embezzlement - Agent or Trustee \$20,000 - < \$50,000	10 ATTEMPTS
750.1745B	Embezzlement - Agent or Trustee \$1,000 - < \$20,000, 3rd+ Offense	10 ATTEMPTS
750.174A4A	Embezzlement - Vulnerable Adult \$1,000 - < \$20,000	5 ATTEMPTS
750.174A5A	Embezzlement - Vulnerable Adult \$20,000 or More	10 ATTEMPTS
750.175	Embezzlement - Public Official Over \$50	10 ATTEMPTS
750.176	Embezzlement - Administrator/ Executor/Guardian	10 ATTEMPTS
750.180	Embezzlement - Financial Institutions	20 ATTEMPTS
750.183-A	Escape - Aiding Prisoner - Felony	7 ATTEMPTS
750.186A	Escape - Juvenile Facility	4 ATTEMPTS
750.188	Escape - Officer Voluntarily Allowing	LIFE ATTEMPTS
750.193	Escape - Prison	5 ATTEMPTS
750.1951	Escape - From Misdemeanor Jail Sentence	2 ATTEMPTS
750.1952	Escape - From Felony Jail Sentence	4 ATTEMPTS
750.1972	Escape - Awaiting Trial for Felony	4 ATTEMPTS
750.199A	Bond - Absconding or Forfeiting	4 ATTEMPTS
750.2153	Impersonate Peace Officer to Commit Crime	4 ATTEMPTS

TOTAL	.5	1	1.5	2	2.5	3	3.5	4	4.5	5	10	15	20	25	>25	LIFE	AVG
11,167	140	1,328	1,699	4,331	792	891	253	433	83	514	516	94	36	12	18	27	2.5
10,836	111	1,250	1,614	4,225	783	882	246	433	82	509	514	94	36	12	18	27	2.6
331	29	78	85	106	9	9	7		1	5	2						1.5
6				1	3	2											2.5
1		1															.8
25	1	3	4	11	1	3	1	1									1.9
2				2													1.7
2				1		1											2.3
27		1	4	6	3	5		2		4	2						3.0
1											1						6.3
4			1	1		1					1						3.0
3				2						1							2.8
1				1													2.0
1			1														1.2
2	1										1						3.7
1			1														1.5
1				1													2.0
1			1														1.4
3			1	2													1.8
2			2														1.3
1											1						6.0
53	5	14	4	16	6	1		1		1	3	1	1				2.4
1			1														1.4
1				1													1.7
30	1	2	12	12	2	1											1.6
1		1															.9
14	1	3	1	3	1	2	1			2							2.2
1	1																.4
32		2	7	18	3			1	1								1.8
2		1		1													1.5

NOTE: Be sure to check for related offense codes when examining a particular type of crime. They may or may not be in sequential order or even on the same page.

C1a 2007 Total Prisoner Population by Minimum Term Distribution - Non-Assaultive Offenses

C - 44

Compiled Laws	Offense	Max. Penalty
	GRAND TOTALS	
	VIOLATIONS	
	ATTEMPTS	
750.218-A	False Pretenses - \$100 or Less, 4th	1 ATTEMPTS
750.218-B	False Pretenses - Over \$100	10 ATTEMPTS
750.218	False Pretenses w/Intent to Defraud	10 ATTEMPTS
750.2184A	False Pretenses - \$1,000 - < \$20,000	5 ATTEMPTS
750.2184B	False Pretenses - \$200 - < \$1,000, 2nd Offense	5 ATTEMPTS
750.2185A	False Pretenses - \$20,000 or More	10 ATTEMPTS
750.2185B	False Pretenses - \$1,000 - < \$20,000, 3rd+ Offense	10 ATTEMPTS
750.219E	Financial Institution - Unauthorized Credit Application	4 ATTEMPTS
750.2241-A	Weapons - Dangerous Weapon, Misc.	5 ATTEMPTS
750.224A	Weapons - Taser, Possess or Sale	4 ATTEMPTS
750.224B	Weapons - Firearms, Short-Barrel Shotgun/Rifle	5 ATTEMPTS
750.224F	Weapons - Firearms, Possess by Felon	5 ATTEMPTS
750.226	Weapons - Dangerous Weapon, Carry w/Unlawful Intent	5 ATTEMPTS
750.227	Weapons - Carrying Concealed	5 ATTEMPTS
750.227B-A	Weapons - Felony Firearm	2 ATTEMPTS
750.227B-B	Weapons - Felony Firearm, 2nd Offense	5 ATTEMPTS
750.227B-C	Weapons - Felony Firearm, 3rd Offense	10 ATTEMPTS
750.227B	Weapons - Felony Firearm	10 ATTEMPTS
750.227C	Weapons - Firearms, Possess Loaded in Vehicle	2 ATTEMPTS

TOTAL	.5	1	1.5	2	2.5	3	3.5	4	4.5	5	10	15	20	25	>25	LIFE	AVG
11,167	140	1,328	1,699	4,331	792	891	253	433	83	514	516	94	36	12	18	27	2.5
10,836	111	1,250	1,614	4,225	783	882	246	433	82	509	514	94	36	12	18	27	2.6
331	29	78	85	106	9	9	7		1	5	2						1.5
1			1														1.5
12			1	1	2	2				2	3				1		6.6
2		1			1												1.7
45		4	8	17	7	3	3	3									2.0
1				1													1.7
3		1	1	1													1.4
23		2	3	7	4	2		2		2	1						2.6
1											1						6.0
2				2													1.9
3			1	1			1										2.1
1			1														1.2
16			4	4	1	3	2				1			1			4.1
372	6	22	47	105	49	51	24	19	2	14	19	7		2	2	3	3.1
1			1														1.3
27	1	3	3	9	3	2	1	2			2					1	2.3
2			1	1													1.7
227	4	41	42	79	15	16	16	4		3	3	1	1	1		1	2.2
6	1	2	3														1.0
1,972				1,956						11	1					4	2.0
25				25													2.0
155				1						154							4.9
2										2							5.0
7											7						10.0
15				11						4							2.8
1				1													2.0
4	1	1	1													1	.9

NOTE: Be sure to check for related offense codes when examining a particular type of crime. They may or may not be in sequential order or even on the same page.

C1a 2007 Total Prisoner Population by Minimum Term Distribution - Non-Assaultive Offenses

Page 6 of 11

C - 45

Compiled Laws	Offense	Max. Penalty
	GRAND TOTALS	
	VIOLATIONS	
	ATTEMPTS	
750.248	Forgery	14 ATTEMPTS
750.249	Uttering & Publishing	14 ATTEMPTS
750.250	Forgery of State Warrant	7 ATTEMPTS
750.252	Utter & Publish - Possess Counterfeit Note w/Intent	7 ATTEMPTS
750.253	Utter & Publish - Counterfeit Bills/Notes	5 ATTEMPTS
750.254	Utter & Publish - Possess Counterfeit Bank/State/Bills	5 ATTEMPTS
750.255	Counterfeiting - Possession of Tools	10 ATTEMPTS
750.261	Counterfeiting - Coins/Possess Less Than 5	10 ATTEMPTS
750.2633	Counterfeiting - Del/Poss w/False ID Mark Felony	5 ATTEMPTS
750.280	Fraud - Common Law	10 ATTEMPTS
750.282B	Public Utility - Fraudulent Use Over \$500	4 ATTEMPTS
750.285	Obtain Personal Identity Info w/o Permission	5 ATTEMPTS
750.356-A	Larceny - Over \$100 (obsolete)	5 ATTEMPTS
750.356	Larceny	10 ATTEMPTS
750.3562A	Larceny - \$20,000 or More	10 ATTEMPTS
750.3563A	Larceny - \$1,000 - < \$20,000	5 ATTEMPTS
750.3563B	Larceny - \$200 - < \$1,000, 2nd+ Offense	5 ATTEMPTS
750.3564A	Larceny - \$200 - < \$1,000	1 ATTEMPTS
750.356A-A	Larceny - From Motor Vehicle	5 ATTEMPTS

TOTAL	.5	1	1.5	2	2.5	3	3.5	4	4.5	5	10	15	20	25	>25	LIFE	AVG
11,167	140	1,328	1,699	4,331	792	891	253	433	83	514	516	94	36	12	18	27	2.5
10,836	111	1,250	1,614	4,225	783	882	246	433	82	509	514	94	36	12	18	27	2.6
331	29	78	85	106	9	9	7		1	5	2						1.5
65		6	16	13	5	7	2	8		3	4	1					2.8
4			1	1	2												2.1
525	3	85	126	162	51	45	2	19		13	14	4	1				2.2
28	2	7	11	6	1	1											1.4
1						1											2.8
3		2	1														1.1
4		1	2	1													1.4
1		1															1.0
1					1												2.5
1			1														1.5
1			1														1.5
1			1														1.2
1				1													2.0
9		3		4	1					1							1.9
5		1		2		1						1					4.0
5		1		1		1					1	1					4.8
9		1	2	1		1		2		1	1						3.1
60	1	13	18	14	7	5		2									1.7
2			1	1													1.4
3		2		1													1.2
1			1														1.5
1				1													2.0

NOTE: Be sure to check for related offense codes when examining a particular type of crime. They may or may not be in sequential order or even on the same page.

C1a 2007 Total Prisoner Population by Minimum Term Distribution - Non-Assaultive Offenses

Page 7 of 11

C - 46

Compiled Laws	Offense	Max. Penalty
	GRAND TOTALS	
	VIOLATIONS	
	ATTEMPTS	
750.356A-B	Break and Enter - Vehicle Steal Property Over \$5	5 ATTEMPTS
750.356A	Larceny - From Motor Vehicle	10 ATTEMPTS
750.356A1	Larceny - From Motor Vehicle	5 ATTEMPTS
750.356A2C1	Break and Enter - Vehicle Steal Property \$1,000 - < \$20,000	5 ATTEMPTS
750.356A2C2	Break and Enter - Vehicle Steal Prop \$200 -< \$1,000, 2nd+ Offense	5 ATTEMPTS
750.356A2D1	Break and Enter - Vehicle Steal Property \$20,000 or More	10 ATTEMPTS
750.356A3	Break and Enter - Vehicle With Damage	5 ATTEMPTS
750.356AB	Break and Enter - Vehicle Steal Property Over \$5	5 ATTEMPTS
750.356B	Break and Enter - Coin Telephone	4 ATTEMPTS
750.356C	Retail Fraud - 1st Degree	5 ATTEMPTS
750.357	Larceny from Person	10 ATTEMPTS
750.357B	Weapons - Firearms - Larceny	5 ATTEMPTS
750.360	Larceny in Building	4 ATTEMPTS
750.362	Larceny By Conversion	10 ATTEMPTS
750.3622A	Larceny by Conversion \$20,000 or More	10 ATTEMPTS
750.3623A	Larceny By Conversion \$1,000 - < \$20,000	5 ATTEMPTS
750.362A	Failure to Return Rented Property Over \$100 (obsolete)	10 ATTEMPTS
750.362A2A	Failure to Return Rented Property \$20,000 or More	10 ATTEMPTS
750.362A3A	Failure to Return Rented Property \$1,000 - < \$20,000	5 ATTEMPTS

TOTAL	.5	1	1.5	2	2.5	3	3.5	4	4.5	5	10	15	20	25	>25	LIFE	AVG
11,167	140	1,328	1,699	4,331	792	891	253	433	83	514	516	94	36	12	18	27	2.5
10,836	111	1,250	1,614	4,225	783	882	246	433	82	509	514	94	36	12	18	27	2.6
331	29	78	85	106	9	9	7		1	5	2						1.5
5	1	1		1	1	1											1.8
1				1													1.7
5			1		2	1									1		7.8
57	1	13	16	17	8		1				1						1.6
3		2		1													1.2
10			3	3	4												1.9
2		1	1														1.2
1		1															1.0
77	4	22	14	27	4	5		1									1.5
2		1				1											2.0
1											1						7.0
2			2														1.4
404	10	121	91	96	39	23	6	16		1	1						1.7
3	2		1														.7
304	7	23	41	67	26	50	11	28	4	11	33	2	1				2.9
19	1	3	6	5	2	1	1										1.7
25		4	3	13	3	1					1						2.1
2		2															.9
223	4	44	68	63	27	8	1	6			2						1.7
13	2	3	7	1													1.1
1														1			25.0
1		1															1.0
4		1		1			1				1						3.0
20		4	6	1		4		5									2.3
2				2													1.7
1												1					15.0
1			1														1.1
1			1														1.3
2		1		1													1.4

NOTE: Be sure to check for related offense codes when examining a particular type of crime. They may or may not be in sequential order or even on the same page.

C1a 2007 Total Prisoner Population by Minimum Term Distribution - Non-Assaultive Offenses

C - 47

Compiled Laws	Offense	Max. Penalty
	GRAND TOTALS	
	VIOLATIONS	
	ATTEMPTS	
750.3633A	Larceny by False Personation \$1,000 - < \$20,000	5 ATTEMPTS
750.377A	Malicious Destruction Personal Property	10 ATTEMPTS
750.377A1B1	Malicious Destruction Personal Property	5 ATTEMPTS
750.377AA	Malicious Destruction Personal Property	4 ATTEMPTS
750.380	Malicious Destruction Building	10 ATTEMPTS
750.3802A	Malicious Destruction Building \$20,000 or More	10 ATTEMPTS
750.3803A	Malicious Destruction Building \$1,000 - < \$20,000	5 ATTEMPTS
750.3803B	Malicious Destruction Building \$200 - < \$1,000, 2nd+ Offense	5 ATTEMPTS
750.3804A	Malicious Destruction Building \$200 - < \$1,000	1 ATTEMPTS
750.3821C1	Malicious Destr. Trees/Shrubs/etc. \$1,000 - < \$20,000	5 ATTEMPTS
750.383A	MDOP - Utility Property	4 ATTEMPTS
750.3875A	Malicious Destr. Tombs/Memorials \$1,000 - < \$20,000	5 ATTEMPTS
750.411A1B	False Report of a Felony	4 ATTEMPTS
750.411A2	False Bomb Threat	4 ATTEMPTS
750.411A3A	False Report/Threat of Bomb/ Harmful Device	4 ATTEMPTS
750.411O	Money Laundering - 1st Degree	20 ATTEMPTS
750.413	Motor Vehicle - Unlawfully Driving Away	5 ATTEMPTS
750.414	Motor Vehicle - Unlawful Use	2 ATTEMPTS
750.422-A	Perjury - Court Proceeding Capital Crime	LIFE ATTEMPTS

TOTAL	.5	1	1.5	2	2.5	3	3.5	4	4.5	5	10	15	20	25	>25	LIFE	AVG
11,167	140	1,328	1,699	4,331	792	891	253	433	83	514	516	94	36	12	18	27	2.5
10,836	111	1,250	1,614	4,225	783	882	246	433	82	509	514	94	36	12	18	27	2.6
331	29	78	85	106	9	9	7		1	5	2						1.5
1	1																.3
2			1		1												2.0
33		5	13	10	2	2	1										1.7
1				1													1.7
3		1	1			1											1.7
2				1						1							3.5
2			1	1													1.7
1				1													1.7
18		4	3	7	2	1					1						2.0
1	1																.5
1		1															1.0
1	1																.5
1				1													1.9
4		3		1													1.2
1		1															.7
14	1	5	4	3				1									1.3
3		2	1														1.1
3				1	1							1					4.8
6		1	2	1	1				1								2.0
1											1						7.5
355	3	62	87	111	34	29	5	12	3	4	5						1.9
10	1	3	2	3					1								1.5
37	1	13	18	4	1												1.2
2						1					1						4.7

NOTE: Be sure to check for related offense codes when examining a particular type of crime. They may or may not be in sequential order or even on the same page.

C1a 2007 Total Prisoner Population by Minimum Term Distribution - Non-Assaultive Offenses

Page 9 of 11

C - 48

Compiled Laws	Offense	Max. Penalty
	GRAND TOTALS	
	VIOLATIONS	
	ATTEMPTS	
750.422-B	Perjury - Court Proceeding	15 ATTEMPTS
750.422	Perjury - Court Proceeding	LIFE ATTEMPTS
750.423	Perjury - Other Than Court Proceeding	15 ATTEMPTS
750.424-A	Perjury - Subornation, Other Than Court Proceeding	15 ATTEMPTS
750.424-B	Perjury - Subornation, Court Proceeding	15 ATTEMPTS
750.424	Perjury - Subornation	15 ATTEMPTS
750.425-B	Perjury - Incite/Procure, Court Proceeding	5 ATTEMPTS
750.451-B	Prostitution - 3rd Offense	2 ATTEMPTS
750.451-D	Prostitution - 3rd+ Offense	2 ATTEMPTS
750.483A6B	Tamper w/Evidence - Criminal Case Max > 10 yr Term	10 ATTEMPTS
750.49-B	Animals - Attending Fight	4 ATTEMPTS
750.50-B	Animals - Abandon/Cruelty - 3rd+ Offense	4 ATTEMPTS
750.502D	Anhydrous Ammonia Container, Unauthorized Tampering	4 ATTEMPTS
750.505-A	Obstruction of Justice	5 ATTEMPTS
750.505-B	Accessory After the Fact to Felony	5 ATTEMPTS
750.505	Common Law Offenses	5 ATTEMPTS
750.535-A	Stolen Property - Rec & Conc Over \$100 (obsolete)	5 ATTEMPTS
750.535-B	Stolen Property - Rec & Conc \$100 or Less	MISD ATTEMPTS
750.535	Stolen Property - Rec & Conc	10 ATTEMPTS

TOTAL	.5	1	1.5	2	2.5	3	3.5	4	4.5	5	10	15	20	25	>25	LIFE	AVG
11,167	140	1,328	1,699	4,331	792	891	253	433	83	514	516	94	36	12	18	27	2.5
10,836	111	1,250	1,614	4,225	783	882	246	433	82	509	514	94	36	12	18	27	2.6
331	29	78	85	106	9	9	7		1	5	2						1.5
8				2		1	1	1	2	1							3.5
1			1														1.5
5					1	1				1	1				1		9.6
1						1											3.0
2			1								1						5.2
1				1													1.6
1										1							5.0
1											1						10.0
1		1															1.0
1		1															1.0
10		1	7	2													1.4
2			2														1.5
2		1		1													1.5
6			3	2		1											1.7
1			1														1.3
5		1	2	2													1.5
10		1	3	5							1						2.1
1		1															1.0
21		2	6	7	3	1				1			1				2.8
2															2		35.0
23	1	4	3	4		7	1				2	1					3.0
1				1													2.0
1					1												2.1
9		1		1		1	1				1	2			1	1	9.2

NOTE: Be sure to check for related offense codes when examining a particular type of crime. They may or may not be in sequential order or even on the same page.

C1a 2007 Total Prisoner Population by Minimum Term Distribution - Non-Assaultive Offenses

Page 10 of 11

C - 49

Compiled Laws	Offense	Max. Penalty
	GRAND TOTALS	
	VIOLATIONS	
	ATTEMPTS	
750.5352A	Stolen Property - Rec & Conc \$20,000 or More	10 ATTEMPTS
750.5352B	Stolen Property - Rec & Conc \$1,000 - < \$20,000, 3rd+ Offense	10 ATTEMPTS
750.5353A	Stolen Property - Rec & Conc \$1,000 - < \$20,000	5 ATTEMPTS
750.5353B	Stolen Property - Rec & Conc \$200 - < \$1,000, 2nd+ Offense	5 ATTEMPTS
750.5357	Stolen Property - Rec & Conc Motor Vehicle	5 ATTEMPTS
750.535A	Motor Vehicles - Operating a Chop Shop	10 ATTEMPTS
750.535A2	Motor Vehicles - Operating a Chop Shop	10 ATTEMPTS
750.535B	Weapons - Firearms - Receive & Conceal	10 ATTEMPTS
750.540	Telephone - Tap/Cut Lines	2 ATTEMPTS
750.5405A	Interfering w/Electronic Communications	2 ATTEMPTS
750.543M	False Report or Threat of Terrorism	20 ATTEMPTS
752.10542	Copy Audio/Video For Gain - Felony	5 ATTEMPTS
752.796	Computers - Use to Violate Theft Statute	10 ATTEMPTS
752.7973C	Computers - Use to Commit Crime Max 2 - < 4 yrs	4 ATTEMPTS
752.7973D	Computers - Use to Commit Crime Max 4 - < 10 yrs	7 ATTEMPTS
752.7973E	Computers - Use to Commit Crime Max 10 - < 20 yrs	10 ATTEMPTS
752.7973F	Computers - Use to Commit Crime Max 20 yrs or More	20 ATTEMPTS
752.811A	Break & Enter - Coin-Operated Device	3 ATTEMPTS
767A.91B	Prosecutor's Investigative Subpoena Life Offense - Perjury	LIFE ATTEMPTS

TOTAL	.5	1	1.5	2	2.5	3	3.5	4	4.5	5	10	15	20	25	>25	LIFE	AVG
11,167	140	1,328	1,699	4,331	792	891	253	433	83	514	516	94	36	12	18	27	2.5
10,836	111	1,250	1,614	4,225	783	882	246	433	82	509	514	94	36	12	18	27	2.6
331	29	78	85	106	9	9	7		1	5	2						1.5
43		9	1	10	5	6	1	3		1	6	1					3.3
2			2														1.5
2			1	1													1.5
162	4	27	42	56	10	13	4	4		1	1						1.8
7		1	2	3			1										1.7
7	1	2		1	2			1									1.8
272	9	135	49	44	13	14	1	5	1		1						1.4
3		1	2														1.2
3				1		1						1					6.6
5		3		1				1									1.8
1			1														1.5
40		1	6	16	4	5	1	4		3							2.4
4			1	1		1					1						3.0
8		2	1	5													1.6
3		1	2														1.2
4							1			1	2						6.2
4	2	2															.7
1							1										3.5
1		1															1.0
15		1	6	4	1	1	1			1							1.9
1				1													1.7
5				2					1	1	1						3.9
13					2	2		3		1	4	1					5.1
6			3	3													1.6
3				1							2						6.0

NOTE: Be sure to check for related offense codes when examining a particular type of crime. They may or may not be in sequential order or even on the same page.

C1a 2007 Total Prisoner Population by Minimum Term Distribution - Non-Assaultive Offenses

Page 11 of 11

C - 50

			TOTAL	.5	1	1.5	2	2.5	3	3.5	4	4.5	5	10	15	20	25	>25	LIFE	AVG
GRAND TOTALS			11,167	140	1,328	1,699	4,331	792	891	253	433	83	514	516	94	36	12	18	27	2.5
VIOLATIONS			10,836	111	1,250	1,614	4,225	783	882	246	433	82	509	514	94	36	12	18	27	2.6
ATTEMPTS			331	29	78	85	106	9	9	7		1	5	2						1.5
Compiled Laws	Offense	Max. Penalty																		
769.12	Habitual Offender - 4th Offense	LIFE ATTEMPTS	8				1												7	2.0
800.2811	Prisons - Furnish Contraband to Prisoner In Prison	5 ATTEMPTS	1				1													2.0
800.2813	Prisons - Bringing Contraband Into	5 ATTEMPTS	1		1															.7
800.2814	Prisons - Prisoner Possessing Contraband	5 ATTEMPTS	8	2	3	1	1		1											1.2
800.2814	Prisons - Prisoner Possessing Contraband	5 ATTEMPTS	61	3	26	21	7	3			1									1.3
800.283	Prisons - Weapons	5 ATTEMPTS	11	2	5	4														.9
800.2833	Prisons - Bringing Weapon Into	5 ATTEMPTS	1												1					15.0
800.2834	Prisons - Prisoner Possessing Weapon	5 ATTEMPTS	1			1														1.3
801.2622	Jails - Prisoner Possess Weapon	5 ATTEMPTS	117	3	35	36	21	5	7	2	2		2	1	2	1				1.9
801.2631	Jails - Furnish Contraband to Prisoner	5 ATTEMPTS	23	9	14															.7
801.2632	Jails - Prisoner Possessing Contraband	5 ATTEMPTS	3					2						1						3.7
			1		1															.8
			4			2	1		1											1.8
			1				1													2.0
			9		4	2	2		1											1.4

NOTES: Be sure to check for related offense codes when examining a particular type of crime. They may or may not be in sequential order or even on the same page.

Largest minimum term is reported.

When minimum terms exceed maximum penalties, that may be due to anomalies in criminal justice practices, habitualized offenses, database errors, etc.

Each minimum term category is rounded up from the preceding category (for example, the ten-year category includes all minimums longer than five years up to exactly ten years).

Minimum term averages are based on raw data (with life sentences excluded from the calculations).

SOURCE: Corrections Management Information System (CMIS)

C1b 2007 Total Prisoner Population by Minimum Term Distribution - Drug Offenses

C-51

Compiled Laws	Offense	Max. Penalty
GRAND TOTALS		
VIOLATIONS		
ATTEMPTS		
333.17766C1	Contr. Sub - Ephedrine/Pseudoephedrine Possess Over 12 Grams	2 ATTEMPTS
333.73413	Contr. Sub - Imitation Mfg/Distribution	2 ATTEMPTS
333.7401	Contr. Sub - Delivery/Manufacture	LIFE ATTEMPTS
333.74012A	Contr. Sub - Delivery/Manufacture (Narcotic or Cocaine)	LIFE ATTEMPTS
333.74012A1	Contr. Sub - Del/Mfg (Narc. or Cocaine) 1,000 or More Grams	LIFE ATTEMPTS
333.74012A2	Contr. Sub - Del/Mfg (Narc. or Cocaine) 450 - 999 Grams	30 ATTEMPTS
333.74012A3	Contr. Sub - Del/Mfg (Narc. or Cocaine) 50 - 449 Grams	20 ATTEMPTS
333.74012A4	Contr. Sub - Del/Mfg (Narc. or Cocaine) Under 50 Grams	20 ATTEMPTS
333.74012B-A	Contr. Sub - Del/Mfg (Schedules 1-3), Except Marijuana	7 ATTEMPTS
333.74012B	Contr. Sub - Del/Mfg (Schedules 1-3), Methamphetamine/Ecstasy	20 ATTEMPTS
333.74012B1	Contr. Sub - Del/Mfg Methamphetamine/Ecstasy	20 ATTEMPTS
333.74012C-A	Contr. Sub - Del/Mfg (Schedule 4)	4 ATTEMPTS
333.74012C	Contr. Sub - Del/Mfg (Schedule 4, or Added by Rule)	4 ATTEMPTS
333.74012D	Contr. Sub - Del/Mfg (Schedule 5)	2 ATTEMPTS
333.74012D1	Contr. Sub - Del/Mfg 45 or More Kilograms Marijuana	15 ATTEMPTS
333.74012D2	Contr. Sub - Del/Mfg 5 - < 45 Kilograms Marijuana	7 ATTEMPTS
333.74012D3	Contr. Sub - Del/Mfg Marijuana	4 ATTEMPTS
333.74012F	Prescription Forms - Del/Mfg/Intent	7 ATTEMPTS

TOTAL	.5	1	1.5	2	2.5	3	3.5	4	4.5	5	10	15	20	25	>25	LIFE	AVG
3,972	76	488	531	690	209	348	83	178	129	205	620	122	112	17	13	151	4.2
3,874	55	449	521	677	209	344	80	178	129	204	616	121	111	17	12	151	4.2
98	21	39	10	13		4	3			1	4	1	1		1		2.1
1		1															1.0
16	6	6	1	1		2											1.0
1									1								4.3
7				1	1											5	2.1
1				1													2.0
221					1	3		3		3	29	25	30	9	10	108	15.3
2													1		1		30.0
204				2		5	2	8	5	7	63	45	60	5	1	1	12.6
542			2	29	9	50	14	37	47	60	264	20	5	1		4	6.4
3			2	1													1.5
1,334	18	222	240	332	108	134	34	73	14	67	74	12	3	2		1	2.5
66	17	32	4	7		2				1	2	1					1.4
37		7	13	12	1	1	1				2						1.9
2												1		1			13.5
213		3	2	24	16	40	6	14	33	19	52	4					4.3
6		3		1			1				1						2.7
6			1	4		1											2.0
1		1															1.0
1				1													1.7
19			1	5		2	1	4			5	1					4.5
1							1										3.3
10			3	3		3		1									2.2
1			1														1.3
217	6	51	62	62	22	9	1	4									1.6
4	1	2	1														.8
3			1	1	1												1.7

NOTE: Be sure to check for related offense codes when examining a particular type of crime. They may or may not be in sequential order or even on the same page.

C1b 2007 Total Prisoner Population by Minimum Term Distribution - Drug Offenses

C - 52

GRAND TOTALS			TOTAL	.5	1	1.5	2	2.5	3	3.5	4	4.5	5	10	15	20	25	>25	LIFE	AVG
VIOLATIONS			3,972	76	488	531	690	209	348	83	178	129	205	620	122	112	17	13	151	4.2
ATTEMPTS			3,874	55	449	521	677	209	344	80	178	129	204	616	121	111	17	12	151	4.2
Compiled Laws	Offense	Max. Penalty	98	21	39	10	13		4	3			1	4	1	1		1		2.1
333.7401C2A	Contr. Sub - Operate/Maintain A Lab	10 ATTEMPTS	22				5	3	3	2	4		3	1	1					3.7
333.7401C2B	Contr. Sub - Operate/Maintain Lab Near Minor	20 ATTEMPTS	8						1		1	2	1	3						5.1
333.7401C2C	Contr. Sub - Operate/Maintain Lab Involve Hazardous Waste	20 ATTEMPTS	22						2	1	1	1	7	9		1				6.2
333.7401C2D	Contr. Sub - Operate/Maintain Lab Near Specified Places	20 ATTEMPTS	32					2	5	3		5	4	12	1					5.2
333.7401C2E	Contr. Sub - Operate/Maintain Lab Involve Firearm	25 ATTEMPTS	1											1						8.0
333.7401C2F	Contr. Sub - Operate/Maintain Lab Involve Methamphetamine	20 ATTEMPTS	135		2	2	14	5	27	6	7	18	15	36	3					4.4
333.74022B	Contr. Sub - Create/Del/Counterfeit Sub (Schedules 1-3)	5 ATTEMPTS	1						1											6.5
333.74022C	Contr. Sub - Create/Del/Counterfeit Sub (Schedule 4)	4 ATTEMPTS	1		1															2.8
333.74022E	Contr. Sub - Create/Del/Analogue	15 ATTEMPTS	6			1	2		1	1	1									.8
333.7403	Contr. Sub - Possession	LIFE ATTEMPTS	1						1											2.5
333.74032A1	Contr. Sub - Poss (Narcotic/Cocaine) 1,000 or More Grams	LIFE ATTEMPTS	34											2		1			31	3.0
333.74032A2	Contr. Sub - Poss (Narcotic/Cocaine) 450 - 999 Grams	30 ATTEMPTS	22						1				2	8	3	7		1		11.3
333.74032A3	Contr. Sub - Poss (Narcotic/Cocaine) 50 - 449 Grams	20 ATTEMPTS	73				1		5	2	9	3	9	37	3	3			1	13.4
333.74032A4	Contr. Sub - Poss (Narcotic/Cocaine) 25 - 49 Grams	4 ATTEMPTS	9		3		3		2		1									7.2
333.74032A5	Contr. Sub - Poss (Narcotic/Cocaine) Under 25 Grams	4 ATTEMPTS	469	19	121	149	115	26	25	1	3		5	5						2.0
333.74032B-A	Contr. Sub - Poss Analogues or Schedules 1-4	2 ATTEMPTS	7	2	1	2	1		1											1.6
333.74032B-B	Contr. Sub - Poss (Sub Added to Schedules 1-4 by Rule)	2 ATTEMPTS	15		6	5	1	2			1									1.2
333.74032B1	Contr. Sub - Poss Methamphetamine/ Ecstasy	10 ATTEMPTS	1				1													1.4
			82		2	18	24	9	11	4	6		2	6						2.0
			3				2			1										2.6
																				2.3

NOTE: Be sure to check for related offense codes when examining a particular type of crime. They may or may not be in sequential order or even on the same page.

C1b 2007 Total Prisoner Population by Minimum Term Distribution - Drug Offenses

C-53

Compiled Laws	Offense	Max. Penalty
	GRAND TOTALS	
	VIOLATIONS	
	ATTEMPTS	
333.74032D	Contr. Sub - Poss Marijuana	1 ATTEMPTS
333.74042B	Contr. Sub - Use	1 ATTEMPTS
333.74042D	Contr. Sub - Use of Marijuana	MISD ATTEMPTS
333.7405D	Contr. Sub - Maintaining a Drug House	2 ATTEMPTS
333.74071C	Contr. Sub - Obtain by Fraud	4 ATTEMPTS
333.74071G	Contr. Sub - Counterfeit Prescription Form	4 ATTEMPTS
333.7407A-A	Contr. Sub - Induce Person to Commit Felony	LIFE ATTEMPTS
333.7407A1-A	Contr. Sub - Attempt Felony	LIFE ATTEMPTS
333.7410	Contr. Sub - Delivery to Minor/ Possess on School Property	60 ATTEMPTS
333.74101-A	Contr. Sub - Delivery to Minor (Narcotic/ Cocaine) < 50 Grams	40 ATTEMPTS
333.74101-B	Contr. Sub - Delivery to Minor (Sched. 1-3, Except Marij/Cocaine)	14 ATTEMPTS
333.74101-D	Contr. Sub - Delivery to Minor (Sched. 4 and Marijuana)	8 ATTEMPTS
333.74102-A	Contr. Sub - Del School/Library Prop (Narc/Cocaine) < 50 Grams	60 ATTEMPTS
333.74103	Contr. Sub - Poss w/Int Del School/Library (Narc/Cocaine) <50 Grams	40 ATTEMPTS
333.74104-D	Contr. Sub - Poss Marijuana on School/Library Property	2 ATTEMPTS
333.74132	Contr. Sub - 2nd+ Offense, Double Penalty	LIFE ATTEMPTS
335.3411A	Violation Drug Law (obsolete)	LIFE ATTEMPTS

TOTAL	.5	1	1.5	2	2.5	3	3.5	4	4.5	5	10	15	20	25	>25	LIFE	AVG
3,972	76	488	531	690	209	348	83	178	129	205	620	122	112	17	13	151	4.2
3,874	55	449	521	677	209	344	80	178	129	204	616	121	111	17	12	151	4.2
98	21	39	10	13		4	3			1	4	1	1		1		2.1
21	3	8	8			1					1						1.5
1			1														1.2
1	1																.3
19	2	6	6	2		3											1.4
12		5	3	3	1												1.4
1						1											2.7
1			1														1.5
1				1													2.0
2		1		1													1.5
1											1						10.0
5				1							2	2					9.5
1				1													1.9
6			1	4		1											2.0
21		1		14	2	3	1										2.2
1	1																.3
8		1		5		1					1						2.5
1		1															1.0
2				2													1.9
2		1									1						5.5
1												1					13.0

NOTES: Be sure to check for related offense codes when examining a particular type of crime. They may or may not be in sequential order or even on the same page.

Largest minimum term is reported.

When minimum terms exceed maximum penalties, that may be due to anomalies in criminal justice practices, habitualized offenses, database errors, etc.

Each minimum term category is rounded up from the preceding category (for example, the ten-year category includes all minimums longer than five years up to exactly ten years).

Minimum term averages are based on raw data (with life sentences excluded from the calculations).

C1c 2007 Total Prisoner Population by Minimum Term Distribution - Assaultive Offenses

C - 54

			TOTAL	.5	1	1.5	2	2.5	3	3.5	4	4.5	5	10	15	20	25	>25	LIFE	AVG
GRAND TOTALS			34,739	79	946	1,455	2,389	1,153	1,850	793	1,398	705	2,207	7,355	3,666	2,532	1,573	1,864	4,774	10.1
VIOLATIONS			34,105	71	869	1,323	2,212	1,110	1,834	751	1,391	700	2,196	7,320	3,646	2,514	1,564	1,857	4,747	10.3
ATTEMPTS			634	8	77	132	177	43	16	42	7	5	11	35	20	18	9	7	27	3.9
Compiled Laws	Offense	Max. Penalty																		
257.602A	Police Officer - Fleeing - Vehicle Code	15 ATTEMPTS	1											1						10.0
257.602A2	Police Officer - Fleeing - 4th Degree Vehicle Code	2 ATTEMPTS	42		12	15	7	4	2		2									1.6
257.602A3-A	Police Officer - Fleeing - 3rd Degree Vehicle Code	5 ATTEMPTS	298	3	71	75	73	23	29	5	12		4	3						1.8
257.602A3	Police Officer - Fleeing - 3rd Degree Vehicle Code	4 ATTEMPTS	2		1	1														1.2
257.602A3	Police Officer - Fleeing - 3rd Degree Vehicle Code	4 ATTEMPTS	1				1													1.9
257.602A4-A	Police Officer - Fleeing - 2nd Degree Vehicle Code	10 ATTEMPTS	64		7	5	14	7	12	2	4	2	6	5						3.0
257.602A5	Police Officer - Fleeing - 1st Degree Vehicle Code	15 ATTEMPTS	1				1													2.0
257.617	Fail to Stop at Accident - Result Serious Impairment/Death	5 ATTEMPTS	2											2						7.7
257.6173	Fail to Stop at Accident - At Fault Death Resulting	15 ATTEMPTS	37		3	7	13	1	2	4	3		1	3						2.7
257.6173	Fail to Stop at Accident - At Fault Death Resulting	15 ATTEMPTS	21				1	5	3	1	3	2	1	5						4.1
257.6254	OWI - Causing Death	15 ATTEMPTS	241		5	2	15	18	20	9	29	13	24	95	8	2			1	5.3
257.6254A	OWI - Causing Death	15 ATTEMPTS	5				2		2	1										2.6
257.6254A	OWI - Causing Death	15 ATTEMPTS	3		1									2						4.3
257.6255-A	OWI - Causing Serious Injury	5 ATTEMPTS	78		4	15	26	11	7	6			5	3	1					2.5
257.626C	Driving - Felonious	2 ATTEMPTS	1			1														1.3
257.626C	Driving - Felonious	2 ATTEMPTS	3		1	1	1													1.4
257.9044	Operate - License Suspended/Revoked/ Denied Cause Death	15 ATTEMPTS	34			1	1	6	5	2	1	4	3	9	1	1				5.0
257.9045	Operate - License Suspended/Revoked/ Denied Cause Serious Injury	5 ATTEMPTS	10		1	1	2	3	1	1	1									2.3
324.51510	Fires - Willfully Set Forests	10 ATTEMPTS	1				1													2.0
324.80172	Marine Safety, Negligence Cause Injury/Death	2 ATTEMPTS	1			1														1.3
324.801764	Marine Safety, OUIL Cause Death	15 ATTEMPTS	3				1	1						1						4.2
324.811347	ORV - OUIL Causing Death	15 ATTEMPTS	1											1						7.2
324.811348	ORV - OUIL Causing Serious Injury	5 ATTEMPTS	1		1															1.0
333.5210	AIDS - Sexual Penetration with Uninformed Partner	4 ATTEMPTS	5			1					2		1	1						4.3

NOTE: Be sure to check for related offense codes when examining a particular type of crime. They may or may not be in sequential order or even on the same page.

C1c 2007 Total Prisoner Population by Minimum Term Distribution - Assaultive Offenses

C - 55

Compiled Laws	Offense	Max. Penalty
	GRAND TOTALS	
	VIOLATIONS	
	ATTEMPTS	
722.675	Children - Distributing Obscene Matter to	2 ATTEMPTS
750.10A	Sexually Delinquent Person	LIFE ATTEMPTS
750.110A2	Home Invasion - 1st Degree	20 ATTEMPTS
750.1227B	Witness - Bribe/Intimidate/Interfere Max > 10 yrs	10 ATTEMPTS
750.1227C	Witness - Intimidate/Threaten to Kill or Injure	15 ATTEMPTS
750.1228	Witness - Retaliate Against	10 ATTEMPTS
750.136A	Torturing Children	10 ATTEMPTS
750.136B	Child Abuse	15 ATTEMPTS
750.136B2	Child Abuse - 1st Degree	15 ATTEMPTS
750.136B3	Child Abuse - 2nd Degree	4 ATTEMPTS
750.136B4	Child Abuse - 3rd Degree	2 ATTEMPTS
750.145A-A	Children - Accosting for Immoral Purposes	4 ATTEMPTS
750.145A	Accost/Solicit Child for Immoral Purposes	1 ATTEMPTS
750.145B	Children - Accosting for Immoral Purposes, 2nd+ Offense	4 ATTEMPTS
750.145C	Child Sexually Abusive Activity	20 ATTEMPTS
750.145C2	Child Sexually Abusive Activity	20 ATTEMPTS
750.145C3	Child Sexually Abusive Activity, Promote or Distribute	7 ATTEMPTS
750.145C4-A	Child Sexually Abusive Material, Possess	4 ATTEMPTS
750.145C4	Child Sexually Abusive Materials, Possess	1 ATTEMPTS
750.145D2B	Computer/Internet - Comm w/Other Plan Crime Max 1 - < 2 yrs	2 ATTEMPTS

TOTAL	.5	1	1.5	2	2.5	3	3.5	4	4.5	5	10	15	20	25	>25	LIFE	AVG
34,739	79	946	1,455	2,389	1,153	1,850	793	1,398	705	2,207	7,355	3,666	2,532	1,573	1,864	4,774	10.1
34,105	71	869	1,323	2,212	1,110	1,834	751	1,391	700	2,196	7,320	3,646	2,514	1,564	1,857	4,747	10.3
634	8	77	132	177	43	16	42	7	5	11	35	20	18	9	7	27	3.9
2			1							1							3.2
12	1			2		3				2	3	1					5.3
1,474	2	19	28	72	41	114	22	81	93	170	641	132	42	11	5	1	6.7
34	1	6	11	8	3		2				3						2.2
7			1	1				1		2	2						4.1
1		1															1.0
11					2	1	3		1	2	2						4.3
1			1														1.4
1						1											2.8
1				1													1.7
1															1		30.0
2										1		1					10.0
153		4	3	10	7	15	7	10	2	25	60	6	2	1	1		6.0
1							1										3.2
35	1	11	2	12	4	2		2			1						2.0
1		1															1.0
6		3	2		1												1.3
49		9	7	25	5	2		1									1.8
1						1											3.0
1								1									4.0
3						1					2						5.6
134		5	4	10	5	14	2	4	5	18	49	14	3	1			6.4
1		1															1.0
12		2	3	3		1	2			1							2.1
33		3	11	14	3	1		1									1.7
1		1															1.0
1		1															.9

NOTE: Be sure to check for related offense codes when examining a particular type of crime. They may or may not be in sequential order or even on the same page.

C1c 2007 Total Prisoner Population by Minimum Term Distribution - Assaultive Offenses

C - 56

Compiled Laws	Offense	Max. Penalty
	GRAND TOTALS	
	VIOLATIONS	
	ATTEMPTS	
750.145D2C	Computer/Internet - Comm w/Other Plan Crime Max 2 - < 4 yrs	4 ATTEMPTS
750.145D2D	Computer/Internet - Comm w/Other Plan Crime Max 4 - < 10 yrs	10 ATTEMPTS
750.145D2E	Computer/Internet - Comm w/Other Plan Crime Max 10 - < 15 yrs	15 ATTEMPTS
750.145D2F	Computer/Internet - Comm w/Other Plan Crime Max 15+ yrs	20 ATTEMPTS
750.157B	Homicide - Solicitation of Murder	LIFE ATTEMPTS
750.157B2	Homicide - Solicitation of Murder	LIFE ATTEMPTS
750.157C	Minors - Induce to Commit Felony	LIFE ATTEMPTS
750.158	Sodomy	15 ATTEMPTS
750.197C-A	Assault of Prison Employee	4 ATTEMPTS
750.197C-B	Escape - From Jail Through Violence	4 ATTEMPTS
750.197C	Escape - From Jail Through Violence or Assault Prison Employee	4 ATTEMPTS
750.20011D	Harmful Devices - Unlawful Poss/Use Causing Serious Injury	LIFE ATTEMPTS
750.200J1AA	Harmful Devices - Imitation/Irritants Unlawful Poss/Use	5 ATTEMPTS
750.204A	Explosives - Send w/Intent to Frighten	5 ATTEMPTS
750.206	Explosives - Place w/Intent to Damage	25 ATTEMPTS
750.207	Explosives - Place Near Property	LIFE ATTEMPTS
750.2072A	Explosives - Place Near Property	15 ATTEMPTS
750.2072B	Explosives - Place Near Property Causing Property Damage	20 ATTEMPTS
750.208	Explosives - Aiding/Abetting Placement	15 ATTEMPTS
750.209	Explosives - Place w/Intent	LIFE ATTEMPTS

TOTAL	.5	1	1.5	2	2.5	3	3.5	4	4.5	5	10	15	20	25	>25	LIFE	AVG
34,739	79	946	1,455	2,389	1,153	1,850	793	1,398	705	2,207	7,355	3,666	2,532	1,573	1,864	4,774	10.1
34,105	71	869	1,323	2,212	1,110	1,834	751	1,391	700	2,196	7,320	3,646	2,514	1,564	1,857	4,747	10.3
634	8	77	132	177	43	16	42	7	5	11	35	20	18	9	7	27	3.9
3		1			2												2.0
19	1	3	1	6		5	2	1									2.1
1			1														1.1
6		1		2		1		1			1						2.9
72		19	1	13	9	10	1	3	3	4	8	1					3.1
9											1	2			4	2	25.2
25					1		1	2		3	7	3	3	1	4		13.4
2										1						1	4.8
7		1	1	1	2		1				1						2.7
115	1	27	27	31	13	5		6	1	3	1						1.8
13		11	2														1.0
1					1												2.5
72	1	22	7	19	4	6	3	2	2	1	5						2.3
11	1	8	1	1													1.0
1													1				20.0
1				1													1.9
1				1													1.9
4						1				1	1			1			10.1
3												1				2	15.0
1				1													2.0
2								1				1					7.7
3				1									1		1		18.3
1											1						7.0

NOTE: Be sure to check for related offense codes when examining a particular type of crime. They may or may not be in sequential order or even on the same page.

C1c 2007 Total Prisoner Population by Minimum Term Distribution - Assaultive Offenses

C-57

Compiled Laws	Offense	Max. Penalty
	GRAND TOTALS	
	VIOLATIONS	
	ATTEMPTS	
750.209A	Explosives - Possess w/Intent to Terrorize	10 ATTEMPTS
750.2102A	Explosives - Possess Bomb w/Unlawful Intent	15 ATTEMPTS
750.211A2A	Explosives - Mfg/Poss Explosive/ Other w/Malicious Intent	15 ATTEMPTS
750.211A2B	Explosives - Mfg/Poss Molotov Cocktail/ Other w/Property Damage	20 ATTEMPTS
750.211A2C	Explosives - Mfg/Poss Molotov Cocktail/ Other w/Physical Injury	25 ATTEMPTS
750.213	Extortion	20 ATTEMPTS
750.234A	Weapons - Firearms, Discharge from Vehicle	4 ATTEMPTS
750.234B	Weapons - Firearms, Discharge in/at Bldg.	4 ATTEMPTS
750.240	Willfully Raise False Fire Alarm	1 ATTEMPTS
750.316-A	Homicide - Murder 1st Degree, Premeditated	LIFE ATTEMPTS
750.316-B	Homicide - Felony Murder	LIFE ATTEMPTS
750.316-C	Homicide - Open Murder, Statutory Short Form	LIFE ATTEMPTS
750.316	Homicide	LIFE ATTEMPTS
750.317	Homicide - Murder 2nd Degree	LIFE ATTEMPTS
750.317A	Delivery of Controlled Substance Causing Death	LIFE ATTEMPTS
750.321-A	Homicide - Manslaughter, Statutory Short Form	15 ATTEMPTS
750.321-C	Homicide - Manslaughter, Involuntary	15 ATTEMPTS
750.321-E	Homicide - Manslaughter with Motor Vehicle	15 ATTEMPTS
750.321	Homicide - Manslaughter	15 ATTEMPTS
750.322	Homicide - Willful Killing of Unborn Child	15 ATTEMPTS

TOTAL	.5	1	1.5	2	2.5	3	3.5	4	4.5	5	10	15	20	25	>25	LIFE	AVG
34,739	79	946	1,455	2,389	1,153	1,850	793	1,398	705	2,207	7,355	3,666	2,532	1,573	1,864	4,774	10.1
34,105	71	869	1,323	2,212	1,110	1,834	751	1,391	700	2,196	7,320	3,646	2,514	1,564	1,857	4,747	10.3
634	8	77	132	177	43	16	42	7	5	11	35	20	18	9	7	27	3.9
1						1											2.7
1											1						6.7
7		1		1	1					2	2						4.6
6	1		2					1		1	1						3.0
2											1	1					11.0
41		2	1	1		4		1	1	7	12	5	5	1	1		9.4
5		1	2	1								1					3.8
2				2													2.0
8		1	3	3	1												1.6
1					1												2.5
801				1								1	1	1	2	795	21.1
3																3	
497													1		1	495	30.0
189											1		3	6	10	169	32.5
1																1	
1,801												1		1	3	1,796	35.7
12																12	
3,940				2		2	1	3		21	263	594	826	710	802	716	23.3
23											2	2	7	2	3	7	21.2
8			1		1				1		3	1			1		9.4
264	1	1	1	9	8	18	8	20	7	34	132	16	6		3		7.2
2						1					1						6.5
143			3	6	4	9	6	7	4	17	67	16	4				7.1
2							1			1	1						6.6
69		1	1	2	2	5	1	12	1	3	33	5	3				6.8
3			1	1	1					1							2.9
94	1		1	1	3	6		7		10	42	10	10		3		9.9
1													1				20.0

NOTE: Be sure to check for related offense codes when examining a particular type of crime. They may or may not be in sequential order or even on the same page.

C1c 2007 Total Prisoner Population by Minimum Term Distribution - Assaultive Offenses

C - 58

Compiled Laws	Offense	Max. Penalty
	GRAND TOTALS	
	VIOLATIONS	
	ATTEMPTS	
750.324	Homicide - Negligent Homicide	2 ATTEMPTS
750.329	Homicide - Manslaughter, Death by Weapon Aimed w/out Malice	15 ATTEMPTS
750.329A	Suicide - Assisting	5 ATTEMPTS
750.335	Lewd and Lascivious Conduct	1 ATTEMPTS
750.335A	Indecent Exposure (Sexually Delinquent Person)	1 ATTEMPTS
750.335A2B	Aggravated Indecent Exposure	2 ATTEMPTS
750.335A2C	Indecent Exposure by Sexually Delinquent Person	LIFE ATTEMPTS
750.338	Gross Indecency Between Males, Commit/Procure	5 ATTEMPTS
750.338A	Gross Indecency Between Females, Commit/Procure	5 ATTEMPTS
750.338B	Gross Indecency Male and Female, Commit/Procure	5 ATTEMPTS
750.349	Kidnapping	LIFE ATTEMPTS
750.349[S]	Kidnapping - Solicitation	LIFE ATTEMPTS
750.349A	Prisoner Taking a Hostage	LIFE ATTEMPTS
750.349B	Unlawful Imprisonment (restraint)	15 ATTEMPTS
750.350	Kidnapping - Child Enticement	LIFE ATTEMPTS
750.377B	Malicious Destruction Fire/Police Property	4 ATTEMPTS
750.397	Mayhem	10 ATTEMPTS
750.411H2B	Stalking a Minor	5 ATTEMPTS
750.411I	Stalking - Aggravated	5 ATTEMPTS
750.411I2B	Stalking a Minor - Aggravated	10 ATTEMPTS

TOTAL	.5	1	1.5	2	2.5	3	3.5	4	4.5	5	10	15	20	25	>25	LIFE	AVG
34,739	79	946	1,455	2,389	1,153	1,850	793	1,398	705	2,207	7,355	3,666	2,532	1,573	1,864	4,774	10.1
34,105	71	869	1,323	2,212	1,110	1,834	751	1,391	700	2,196	7,320	3,646	2,514	1,564	1,857	4,747	10.3
634	8	77	132	177	43	16	42	7	5	11	35	20	18	9	7	27	3.9
13	1	1	5	4	1			1									1.6
14					1	1		3	1		8						6.1
2				1		1											2.5
1		1															1.0
19	1	2		6	1	3		1	1	1	3						3.0
4		1		2		1											1.9
2					1					1							3.6
4	1	1	1								1						2.4
1				1													2.0
17			4	6	4	2	1										2.1
1				1													1.7
349			2	4	1	3	1	3	4	9	73	61	52	25	48	63	18.1
10		1		5						1		2			1		6.9
1										1							5.0
8											2	1	1		2	2	26.9
16				2		1	1	2		3	5	1	1				6.4
2		1		1													1.3
16			1					1	3	2	3		2	1	2	1	13.5
1					1												2.4
60	2	11	15	18	3	7		4									1.8
4	1	1	1		1												1.3
1											1						8.0
3		1		1							1						4.1
150	2	21	44	35	9	10	8	7		4	4	5			1		2.7
5	1		2	1	1												1.4
2				1		1											2.4
1				1													1.7

NOTE: Be sure to check for related offense codes when examining a particular type of crime. They may or may not be in sequential order or even on the same page.

C1c 2007 Total Prisoner Population by Minimum Term Distribution - Assaultive Offenses

C - 59

Compiled Laws	Offense	Max. Penalty
	GRAND TOTALS	
	VIOLATIONS	
	ATTEMPTS	
750.4361	Poison - Food/Drink/Medicine/Wells	5 ATTEMPTS
750.4362A	Poison - Food/Drink/Medicine/Water Supply	15 ATTEMPTS
750.455	Prostitution - Pandering	20 ATTEMPTS
750.459	Prostitution - Transporting Female (perhaps compel)	20 ATTEMPTS
750.479-B	Police Officer/Public Officer - Resist and Obstruct	2 ATTEMPTS
750.4792	Public Officer - Assault or Obstruct	2 ATTEMPTS
750.4793	Public Officer - Assault or Obstruct Cause Injury	4 ATTEMPTS
750.479A2	Police Officer - Fleeing (Penal Code) 4th Degree	2 ATTEMPTS
750.479A3	Police Officer - Fleeing (Penal Code) 3rd Degree	5 ATTEMPTS
750.479A4-A	Police Officer - Fleeing (Penal Code) 2nd Degree	10 ATTEMPTS
750.479A4	Police Officer - Fleeing (Penal Code) 2nd Offense	10 ATTEMPTS
750.479A5-A	Police Officer - Fleeing (Penal Code) 1st Degree	15 ATTEMPTS
750.479A5	Police Officer - Fleeing (Penal Code) Serious Injury	15 ATTEMPTS
750.479B1	Peace Officer - Disarming Non-Firearm	4 ATTEMPTS
750.479B2	Peace Officer - Disarming Firearm	10 ATTEMPTS
750.483A2B	Interfere w/Crime Report Threat to Kill/Injure	10 ATTEMPTS
750.483A4B	Interfere w/Police Investigation Threat to Kill/Injure	10 ATTEMPTS
750.520	Rape	LIFE ATTEMPTS
750.520B	CSC - 1st Degree - Multiple Variables	LIFE ATTEMPTS
750.520B1A	CSC - 1st Degree - Person Under 13	LIFE ATTEMPTS

TOTAL	.5	1	1.5	2	2.5	3	3.5	4	4.5	5	10	15	20	25	>25	LIFE	AVG
34,739	79	946	1,455	2,389	1,153	1,850	793	1,398	705	2,207	7,355	3,666	2,532	1,573	1,864	4,774	10.1
34,105	71	869	1,323	2,212	1,110	1,834	751	1,391	700	2,196	7,320	3,646	2,514	1,564	1,857	4,747	10.3
634	8	77	132	177	43	16	42	7	5	11	35	20	18	9	7	27	3.9
1							1										3.3
2				1				1									3.0
6						3					3						5.5
5										1	1	2		1			12.6
22		6	5	5	1	1	2	1			1						2.0
7	2	2	2			1											1.1
2		1	1														1.2
19			8	3	6			1		1							2.0
217	1	21	46	71	29	21	2	10	3	5	8						2.2
3			2	1													1.3
31			1	3	3	5	2	6	1	2	5	2	1				5.0
1											1						8.0
1						1							1				3.0
1												1					15.0
1								1									4.0
11			2	1		1		1		2	2	1				1	4.9
7		2	1	2			2										1.9
5						1	1	1	1		1						4.3
1											1						9.0
20				1							2			1	2	14	28.2
1,491				6	4	7	9	14	8	36	288	302	250	150	229	188	18.9
12			1		1	1	1					1	2	3		2	13.5
1,974		5	4	28	29	48	35	43	26	106	626	439	263	133	121	68	13.1
24		1	3	8		3	6				1	1	1				3.9

NOTE: Be sure to check for related offense codes when examining a particular type of crime. They may or may not be in sequential order or even on the same page.

C1c 2007 Total Prisoner Population by Minimum Term Distribution - Assaultive Offenses

C - 60

Compiled Laws	Offense	Max. Penalty
	GRAND TOTALS	
	VIOLATIONS	
	ATTEMPTS	
750.520B1B	CSC - 1st Degree - Relationship	LIFE ATTEMPTS
750.520B1C	CSC - 1st Degree - During Felony	LIFE ATTEMPTS
750.520B1D	CSC - 1st Degree - Accomplices	LIFE ATTEMPTS
750.520B1E	CSC - 1st Degree - Weapon Used	LIFE ATTEMPTS
750.520B1F	CSC - 1st Degree - Personal Injury	LIFE ATTEMPTS
750.520B1G	CSC - 1st Degree - Injury to Incap. Victim	LIFE ATTEMPTS
750.520B1H	CSC - 1st Degree - Mentally Disabled Relationship	LIFE ATTEMPTS
750.520B2B	CSC - 1st Degree - Person < 13, Defendant 17 yrs. or Older	LIFE ATTEMPTS
750.520C	CSC - 2nd Degree - Multiple Variables	15 ATTEMPTS
750.520C1A	CSC - 2nd Degree - Person Under 13	15 ATTEMPTS
750.520C1B	CSC - 2nd Degree - Relationship	15 ATTEMPTS
750.520C1C	CSC - 2nd Degree - During Felony	15 ATTEMPTS
750.520C1D	CSC - 2nd Degree - Accomplices	15 ATTEMPTS
750.520C1E	CSC - 2nd Degree - Weapon Used	15 ATTEMPTS
750.520C1F	CSC - 2nd Degree - Personal Injury	15 ATTEMPTS
750.520C1G	CSC - 2nd Degree - Injury to Incap. Victim	15 ATTEMPTS
750.520C1H	CSC - 2nd Degree - Mentally Disabled Relationship	15 ATTEMPTS
750.520C1I	CSC - 2nd Degree - State Prisoner	15 ATTEMPTS
750.520C1K	CSC - 2nd Degree - County Prisoner	15 ATTEMPTS
750.520C1L	CSC - 2nd Degree - Detained Juvenile	15 ATTEMPTS

TOTAL	.5	1	1.5	2	2.5	3	3.5	4	4.5	5	10	15	20	25	>25	LIFE	AVG
34,739	79	946	1,455	2,389	1,153	1,850	793	1,398	705	2,207	7,355	3,666	2,532	1,573	1,864	4,774	10.1
34,105	71	869	1,323	2,212	1,110	1,834	751	1,391	700	2,196	7,320	3,646	2,514	1,564	1,857	4,747	10.3
634	8	77	132	177	43	16	42	7	5	11	35	20	18	9	7	27	3.9
409			1	4	4	4	4	7	8	26	123	107	50	36	27	8	13.3
6				3			2						1				5.3
147				1	1	2		1	1	2	23	33	17	15	36	15	21.3
2				1								1					8.5
60	1					3	1			4	11	14	8	6	9	3	16.9
220					1		2	2	1	1	37	52	41	22	40	21	19.6
2			1												1		15.7
257		1		1		5	3	4	2	4	44	53	49	43	36	12	18.6
5				1	2		1				1						3.9
7									1	1		3	1	1			13.0
16				1		1	1				1	3	2	4		3	14.7
3												1	1	1			18.7
422	1	9	18	56	21	52	16	40	11	61	108	22	6	1			5.2
5		2	2	1													1.3
1,662	1	45	84	218	106	202	66	122	19	258	465	55	20		1		4.9
52		7	14	22	4	1	2			1	1						1.9
247		3	13	38	13	37	11	19	2	44	61	4	1			1	4.5
9			2	6			1										1.9
17			1	1	4	4		2		1	4						3.8
1						1											3.0
7			1	1		1		1			3						4.5
4		1			3												2.0
15	1		1	2			1	2		1	6		1				5.9
92		2	6	11	5	12	2	18	2	11	17	2	3		1		5.2
6			3		1	1					1	1					3.5
12			1	2	3	2		1		1	2						3.4
16			2	2	3	1	2	1		1	2	2					4.4
1				1													1.9
1								1									4.0
2			1			1											2.1
1							1										3.3
2							2										3.2

NOTE: Be sure to check for related offense codes when examining a particular type of crime. They may or may not be in sequential order or even on the same page.

C1c 2007 Total Prisoner Population by Minimum Term Distribution - Assaultive Offenses

C - 61

Compiled Laws	Offense	Max. Penalty
	GRAND TOTALS	
	VIOLATIONS	
	ATTEMPTS	
750.520C2B	CSC - 2nd Degree - Person < 13, Defendant 17 yrs. or Older	15 ATTEMPTS
750.520D	CSC - 3rd Degree - Multiple Variables	15 ATTEMPTS
750.520D1A	CSC - 3rd Degree - Person 13-15	15 ATTEMPTS
750.520D1B	CSC - 3rd Degree - Force/Coercion	15 ATTEMPTS
750.520D1C	CSC - 3rd Degree - Incapacitated Victim	15 ATTEMPTS
750.520D1D	CSC - 3rd Degree - Incest	15 ATTEMPTS
750.520D1E	CSC - 3rd Degree - Student 16 < 18	15 ATTEMPTS
750.520E	CSC - 4th Degree - Multiple Variables	2 ATTEMPTS
750.520E1A-A	CSC - 4th Degree - Victim 13-16	2 ATTEMPTS
750.520E1A	CSC - 4th Degree - Force/Coercion	2 ATTEMPTS
750.520E1B	CSC - 4th Degree - Incapacitated Victim	2 ATTEMPTS
750.520E1E-A	CSC - 4th Degree - Mental Health Professional	2 ATTEMPTS
750.520E1G	CSC - 4th Degree - Incest	2 ATTEMPTS
750.520F	CSC - 2nd+ Offense	LIFE ATTEMPTS
750.520G	CSC - Assault w/Intent to Commit Sexual Penetration	10 ATTEMPTS
750.520G1	CSC - Assault w/Intent to Commit Sexual Penetration	10 ATTEMPTS
750.520G2	CSC - 2nd Degree Assault	5 ATTEMPTS
750.529	Robbery - Armed	LIFE ATTEMPTS
750.529A	Carjacking	LIFE ATTEMPTS
750.530	Robbery - Unarmed	15 ATTEMPTS

TOTAL	.5	1	1.5	2	2.5	3	3.5	4	4.5	5	10	15	20	25	>25	LIFE	AVG
34,739	79	946	1,455	2,389	1,153	1,850	793	1,398	705	2,207	7,355	3,666	2,532	1,573	1,864	4,774	10.1
34,105	71	869	1,323	2,212	1,110	1,834	751	1,391	700	2,196	7,320	3,646	2,514	1,564	1,857	4,747	10.3
634	8	77	132	177	43	16	42	7	5	11	35	20	18	9	7	27	3.9
9					1					3	4			1			8.2
1							1										3.3
550		18	12	38	22	60	11	37	17	67	220	33	8	3	3	1	6.3
16		2	2	6	3	1	1				1						2.4
1,313	2	48	55	128	68	147	40	115	61	165	433	36	14			1	5.0
106		7	34	48	8	1	7	1									1.8
545		6	17	39	22	43	15	45	15	79	216	38	6	2	2		6.3
25		3	3	11	3	1	1	1		1	1						2.4
78	1	6	5	9	5	5	3	2	3	9	23	6	1				5.4
3			2		1												1.7
101		1	1	4	4	11	12	6	2	13	46	1					5.7
2			2														1.5
1		1															1.0
19		9	7	1		1					1						1.7
45	3	5	22	7	2	1	1	1		1	2						1.8
1			1														1.3
56	3	11	24	9	3	1	2				3						1.7
1			1														1.3
7		1	3	1	1		1										1.8
1			1														1.3
2			2														1.3
20		1	2							5	7	2	2		1		9.9
10			2	1						4	2	1					5.3
471		11	53	132	26	46	33	33	9	46	76	2		2	2		3.5
8		1		4		1	1				1						2.5
99	1	9	19	32	14	7	9	2		3	2					1	2.2
1							1										3.2
4,350		7	17	90	129	163	123	153	192	293	1,371	808	406	192	225	181	11.2
36		3	3	3	3	1	1		2	2	7	4	1	3	2	1	9.4
493		1		20	16	21	30	33	27	50	170	81	24	8	8	4	8.3
14		1	2	4	1		1		2	1	2						3.4
1,146	6	46	63	158	99	167	37	135	39	122	209	37	17	3	3	5	4.5
17		2	3	6	1					1	3	1					3.6

NOTE: Be sure to check for related offense codes when examining a particular type of crime. They may or may not be in sequential order or even on the same page.

C1c 2007 Total Prisoner Population by Minimum Term Distribution - Assaultive Offenses

C - 62

Compiled Laws	Offense	Max. Penalty
	GRAND TOTALS	
	VIOLATIONS	
	ATTEMPTS	
750.531-A	Bank Robbery	LIFE ATTEMPTS
750.531-B	Safe Breaking	LIFE ATTEMPTS
750.531	Bank Robbery/Safe Breaking	LIFE ATTEMPTS
750.539J2A1	Surveilling Unclothed Person	2 ATTEMPTS
750.539J2B	Capture/Distribute Image of Unclothed Person	5 ATTEMPTS
750.5405B	Interfering w/Electronic Communications Causing Injury/Death	4 ATTEMPTS
750.72-A	Arson - Dwelling House	20 ATTEMPTS
750.72-B	Arson - Dwelling House Curtilage	20 ATTEMPTS
750.72	Arson Dwelling House/Curtilage	20 ATTEMPTS
750.73	Arson - Real Property	10 ATTEMPTS
750.74	Arson - Personal Property Over \$50	4 ATTEMPTS
750.741C1	Arson - Pers. Prop. \$1,000 - < \$20,000	5 ATTEMPTS
750.741D1	Arson - Pers. Prop. \$20,000 or More	10 ATTEMPTS
750.74B	Arson - Pers. Prop. Over \$50	4 ATTEMPTS
750.75	Arson - Insured Property	10 ATTEMPTS
750.77-B	Arson - Prepare to Burn Real/Personal Property Over \$50	4 ATTEMPTS
750.771C1	Arson - Prepare to Burn Property \$1,000 - < \$20,000	5 ATTEMPTS
750.771D1	Arson - Prepare to Burn Property \$20,000 or More	10 ATTEMPTS
750.81	Assault or Assault and Battery	MISD ATTEMPTS
750.812	Domestic Violence	MISD ATTEMPTS

TOTAL	.5	1	1.5	2	2.5	3	3.5	4	4.5	5	10	15	20	25	>25	LIFE	AVG
34,739	79	946	1,455	2,389	1,153	1,850	793	1,398	705	2,207	7,355	3,666	2,532	1,573	1,864	4,774	10.1
34,105	71	869	1,323	2,212	1,110	1,834	751	1,391	700	2,196	7,320	3,646	2,514	1,564	1,857	4,747	10.3
634	8	77	132	177	43	16	42	7	5	11	35	20	18	9	7	27	3.9
218		8	16	15	10	25	10	13	1	17	64	17	13	4	4	1	7.0
3								1		1			1				9.1
84			1	7	7	9	3	9		18	15	9	3		2	1	6.3
5		1		2							2						4.8
36				1			1	2		2	1	8	10	5	2	4	16.5
1			1														1.3
7		1	2	2	1					1							2.1
3		2		1													1.3
167		3	7	19	3	20	3	11	15	16	50	15	4		1		5.9
7		1		4			1				1						2.7
9		1								3	4	1					6.9
25	1	2	1	1				4		4	5	4	2		1		8.0
65			11	17	3	6	3	3		10	7	2	2			1	4.0
1		1															.8
1		1															1.0
10		1	2	4	2	1											1.9
4			3			1											1.8
1										1							5.0
6			2	2				2									2.3
2			2														1.5
1			1														1.3
7		1		4		1					1						3.0
1			1														1.2
4	3					1											.9
1				1													2.0

NOTE: Be sure to check for related offense codes when examining a particular type of crime. They may or may not be in sequential order or even on the same page.

C1c 2007 Total Prisoner Population by Minimum Term Distribution - Assaultive Offenses

C - 63

Compiled Laws	Offense	Max. Penalty
	GRAND TOTALS	
	VIOLATIONS	
	ATTEMPTS	
750.814	Domestic Violence, 3rd Offense	2 ATTEMPTS
750.81A	Assault - Aggravated	1 ATTEMPTS
750.81A3	Domestic Violence - Aggravated 2nd Offense	2 ATTEMPTS
750.81C2	Assault/Battery of DHS Employee	2 ATTEMPTS
750.81D1	Police Officer - Assault/Resist/Obstruct	2 ATTEMPTS
750.81D2	Police Officer - Assault/Resist/Obstruct Causing Injury	4 ATTEMPTS
750.81D3	Police Officer - Assault/Resist/Obstruct Serious Impairment	15 ATTEMPTS
750.82	Felonious Assault	4 ATTEMPTS
750.822	Weapon-Free Schools - Assault with Dangerous Weapon	4 ATTEMPTS
750.83	Assault w/Intent to Murder	LIFE ATTEMPTS
750.84	Assault w/Intent to do Great Body Harm Less Than Murder	10 ATTEMPTS
750.85	Torture	LIFE ATTEMPTS
750.86	Assault w/Intent to Maim	10 ATTEMPTS
750.87	Assault w/Intent to Commit Felony	10 ATTEMPTS
750.88	Assault w/Intent to Rob While Unarmed	15 ATTEMPTS
750.89	Assault w/Intent to Rob While Armed	LIFE ATTEMPTS
750.90A	Asslt - Pregnant Indiv. Intentional Causing Miscarriage/Stillbirth	LIFE ATTEMPTS
750.90BB	Asslt - Pregnant Indiv. Causing Harm to Embryo/Fetus	10 ATTEMPTS
750.90CA	Pregnant Indiv. - Gross Negligence Causing Miscarriage/Stillbirth	15 ATTEMPTS
750.90DA	Pregnant Indiv. - OUIL Causing Miscarriage/Stillbirth	15 ATTEMPTS

TOTAL	.5	1	1.5	2	2.5	3	3.5	4	4.5	5	10	15	20	25	>25	LIFE	AVG
34,739	79	946	1,455	2,389	1,153	1,850	793	1,398	705	2,207	7,355	3,666	2,532	1,573	1,864	4,774	10.1
34,105	71	869	1,323	2,212	1,110	1,834	751	1,391	700	2,196	7,320	3,646	2,514	1,564	1,857	4,747	10.3
634	8	77	132	177	43	16	42	7	5	11	35	20	18	9	7	27	3.9
151	1	40	60	25	9	8	1	4		2	1						1.6
2		2															1.0
3	3																.5
20	1	2	12	2	2	1											1.4
3		1	2														1.1
311	7	73	140	49	11	17	2	8		3	1						1.5
63		9	20	19	3	9		1			2						1.9
9		1				2		2			2		2				7.5
639	8	99	151	206	63	50	5	24		15	12	1	2		2	1	2.2
28	1	6	19								2						1.7
1					1												2.5
1,455				8	2	13	6	9	12	30	329	372	228	146	170	130	17.0
11				1							3	3	3	1			13.9
1,412	6	51	65	176	89	188	104	150	30	164	325	41	7	6		10	4.5
38		2	5	14	5	1	5	3	1	1	1						2.4
15											3	9	2		1		14.3
8				1	2	1	1			1	2						4.3
15			2	4	2	2		1			3	1					3.9
156	1	9	9	21	12	27	1	14	1	21	29	8	1		2		4.8
1										1							5.0
733		4	2	12	21	22	29	25	39	61	248	124	71	21	27	27	10.1
9				2			1	1				2	2			1	9.6
2											1		1				13.0
1							1										3.3
1										1							5.0
1											1						7.0

NOTE: Be sure to check for related offense codes when examining a particular type of crime. They may or may not be in sequential order or even on the same page.

C1c 2007 Total Prisoner Population by Minimum Term Distribution - Assaultive Offenses

Page 11 of 11

			TOTAL	.5	1	1.5	2	2.5	3	3.5	4	4.5	5	10	15	20	25	>25	LIFE	AVG
GRAND TOTALS			34,739	79	946	1,455	2,389	1,153	1,850	793	1,398	705	2,207	7,355	3,666	2,532	1,573	1,864	4,774	10.1
VIOLATIONS			34,105	71	869	1,323	2,212	1,110	1,834	751	1,391	700	2,196	7,320	3,646	2,514	1,564	1,857	4,747	10.3
ATTEMPTS			634	8	77	132	177	43	16	42	7	5	11	35	20	18	9	7	27	3.9
Compiled Laws	Offense	Max. Penalty																		
750.91	Homicide - Attempted Murder	LIFE																		
		ATTEMPTS	16					1						6	2	1	1	1	4	13.1
			1												1					10.5
752.542	Riot - Inciting	10																		
		ATTEMPTS	1						1											3.0
752.542A	Prisons - Riots	10																		
		ATTEMPTS	3			1	2													1.8

Notes: Be sure to check for related offense codes when examining a particular type of crime. They may or may not be in sequential order or even on the same page.

Largest minimum term is reported.

When minimum terms exceed maximum penalties, that may be due to anomalies in criminal justice practices, habitualized offenses, database errors, etc.

Each minimum term category is rounded up from the preceding category (for example, the ten-year category includes all minimums longer than five years up to exactly ten years).

Minimum term averages are based on raw data (with life sentences excluded from the calculations).

Source: Corrections Management Information System (CMIS)

C2 2007 Prisoner Population by Minimum Term Distribution - All Offenses: Female Totals Only

Page 1 of 10

C - 65

Compiled Laws	Offense	Max. Penalty
	GRAND TOTALS	
	VIOLATIONS	
	ATTEMPTS	
28.729	Sex Offender - Fail to Register	4 ATTEMPTS
257.257	License Documents/Plates Forgery	5 ATTEMPTS
257.602A2	Police Officer - Fleeing - 4th Degree Vehicle Code	2 ATTEMPTS
257.602A3-A	Police Officer - Fleeing - 3rd Degree Vehicle Code	5 ATTEMPTS
257.617	Fail to Stop at Accident - Result Serious Impairment/Death	5 ATTEMPTS
257.6173	Fail to Stop at Accident - At Fault Death Resulting	15 ATTEMPTS
257.624A	Alcohol - Open Container in Vehicle	MISD ATTEMPTS
257.6254	OWI - Causing Death	15 ATTEMPTS
257.6255-A	OWI - Causing Serious Injury	5 ATTEMPTS
257.6256D	OWI - Impaired w/Contr. Sub, 3rd Offense	5 ATTEMPTS
257.6257A2	OWI - w/Occupant Less Than 16, 2nd+ Offense	5 ATTEMPTS
257.626C	Driving - Felonious	2 ATTEMPTS
257.903	Motor Vehicle Code - False Certification	5 ATTEMPTS
257.9044	Operate - License Suspended/Revoked/ Denied Cause Death	15 ATTEMPTS
257.9045	Operate - License Suspended/Revoked/ Denied Cause Serious Injury	5 ATTEMPTS
324.801764	Marine Safety, OUIL Cause Death	15 ATTEMPTS
333.7401	Contr. Sub - Delivery/Manufacture	LIFE ATTEMPTS
333.74012A1	Contr. Sub - Del/Mfg (Narc. or Cocaine) 1,000 or More Grams	LIFE ATTEMPTS
333.74012A2	Contr. Sub - Del/Mfg (Narc. or Cocaine) 450 - 999 Grams	30 ATTEMPTS
333.74012A3	Contr. Sub - Del/Mfg (Narc. or Cocaine) 50 - 449 Grams	20 ATTEMPTS

TOTAL*	.5	1	1.5	2	2.5	3	3.5	4	4.5	5	10	15	20	25	>25	LIFE	AVG
2,080	13	163	246	363	114	150	40	82	47	106	265	106	88	52	39	186	5.8
2,014	13	154	233	348	112	147	39	82	47	106	265	106	87	52	39	184	5.9
46		9	13	15	2	3	1						1			2	2.0
1			1														1.3
1			1														1.1
2		2															1.0
9		2	3	2	1	1											1.7
2			1	1													1.7
4					2	1		1									2.8
1			1														1.2
39		1	1	1	5	4	4	4	4	3	12						4.5
5			4	1													1.4
62		7	16	24	9	4	2										1.8
3		1	1	1													1.4
1		1															1.0
1		1															1.0
4						2			1	1							3.8
1					1												2.3
1				1													2.0
1									1								4.3
12								1			4	1	3			3	11.8
7										2	3	1	1				9.1
27			1	3	1	5		2	1	4	10						5.2

NOTE: Be sure to check for related offense codes when examining a particular type of crime. They may or may not be in sequential order or even on the same page.

C2 2007 Prisoner Population by Minimum Term Distribution - All Offenses: Female Totals Only

Page 2 of 10

C - 66

Compiled Laws	Offense	Max. Penalty
GRAND TOTALS		
VIOLATIONS		
ATTEMPTS		
333.74012A4	Contr. Sub - Del/Mfg (Narc. or Cocaine) Under 50 Grams	20 ATTEMPTS
333.74012B-A	Contr. Sub - Del/Mfg (Schedules 1-3), Except Marijuana	7 ATTEMPTS
333.74012B1	Contr. Sub - Del/Mfg Methamphetamine/ Ecstasy	20 ATTEMPTS
333.74012C-A	Contr. Sub - Del/Mfg (Schedule 4)	4 ATTEMPTS
333.74012D3	Contr. Sub - Del/Mfg Marijuana	4 ATTEMPTS
333.7401C2D	Contr. Sub - Operate/Maintain Lab Near Specified Places	20 ATTEMPTS
333.7401C2F	Contr. Sub - Operate/Maintain Lab Involve Methamphetamine	20 ATTEMPTS
333.74022E	Contr. Sub - Create/Del/Analogue	15 ATTEMPTS
333.74032A2	Contr. Sub - Poss (Narcotic/Cocaine) 450 - 999 Grams	30 ATTEMPTS
333.74032A3	Contr. Sub - Poss (Narcotic/Cocaine) 50 - 449 Grams	20 ATTEMPTS
333.74032A4	Contr. Sub - Poss (Narcotic/Cocaine) 25 - 49 Grams	4 ATTEMPTS
333.74032A5	Contr. Sub - Poss (Narcotic/Cocaine) Under 25 Grams	4 ATTEMPTS
333.74032B-A	Contr. Sub - Poss Analogues or Schedules 1-4	2 ATTEMPTS
333.74032B1	Contr. Sub - Poss Methamphetamine/ Ecstasy	10 ATTEMPTS
333.74032D	Contr. Sub - Poss Marijuana	1 ATTEMPTS
333.7405D	Contr. Sub - Maintaining a Drug House	2 ATTEMPTS
333.74071C	Contr. Sub - Obtain by Fraud	4 ATTEMPTS
333.7407A1-A	Contr. Sub - Attempt Felony	LIFE ATTEMPTS
333.74101-A	Contr. Sub - Delivery to Minor (Narcotic/ Cocaine) < 50 Grams	40 ATTEMPTS
333.74102-A	Contr. Sub - Del School/Library Prop (Narc/Cocaine) < 50 Grams	60 ATTEMPTS

TOTAL*	.5	1	1.5	2	2.5	3	3.5	4	4.5	5	10	15	20	25	>25	LIFE	AVG
2,080	13	163	246	363	114	150	40	82	47	106	265	106	88	52	39	186	5.8
2,014	13	154	233	348	112	147	39	82	47	106	265	106	87	52	39	184	5.9
46		9	13	15	2	3	1						1			2	2.0
52	1	5	16	13	5	8	1	2		1							2.0
2		1		1													1.4
5		1	2	1			1										1.8
16				3	4	5	1	1	1		1						3.0
2				2													1.9
3		1	2														1.2
1						1											3.0
7		1		1		2		2			1						3.2
3			1	1				1									2.3
1										1							5.0
5				1		2		1			1						3.8
1		1															1.0
45	1	13	14	15			1				1						1.6
2		2															1.0
4				1		1	1				1						4.0
1				1													1.9
1		1															1.0
1			1														1.2
4			1	2	1												1.8
1						1											2.7
1		1															1.0
1												1					15.0
1				1													2.0

NOTE: Be sure to check for related offense codes when examining a particular type of crime. They may or may not be in sequential order or even on the same page.

C2 2007 Prisoner Population by Minimum Term Distribution - All Offenses: Female Totals Only

Page 3 of 10

C - 67

Compiled Laws	Offense	Max. Penalty
GRAND TOTALS		
VIOLATIONS		
ATTEMPTS		
333.74103	Contr. Sub - Poss w/Int Del School/Library (Narc/Cocaine) <50 Grams	40 ATTEMPTS
333.74132	Contr. Sub - 2nd+ Offense, Double Penalty	LIFE ATTEMPTS
400.601-B	Fraud - Welfare - Over \$500	4 ATTEMPTS
445.65	Identity Theft	5 ATTEMPTS
445.67	Identity Theft - Obtain/Possess/Transfer ID w/Intent	5 ATTEMPTS
750.110	Break & Enter - A Building w/Intent	15 ATTEMPTS
750.110A2	Home Invasion - 1st Degree	20 ATTEMPTS
750.110A3	Home Invasion - 2nd Degree	15 ATTEMPTS
750.110A4	Home Invasion - 3rd Degree	5 ATTEMPTS
750.1227B	Witness - Bribe/Intimidate/Interfere Max > 10 yrs	10 ATTEMPTS
750.1313C	Check - Non-Sufficient Funds \$500 or More	2 ATTEMPTS
750.131A1	Check - No Account	2 ATTEMPTS
750.131A2	Check - Non-Sufficient Funds 3 Within 10 Days	2 ATTEMPTS
750.136B2	Child Abuse - 1st Degree	15 ATTEMPTS
750.136B3	Child Abuse - 2nd Degree	4 ATTEMPTS
750.136B4	Child Abuse - 3rd Degree	2 ATTEMPTS
750.145A-A	Children - Accosting for Immoral Purposes	4 ATTEMPTS
750.145C2	Child Sexually Abusive Activity	20 ATTEMPTS
750.145D2E	Computer/Internet - Comm w/Other Plan Crime Max 10 - < 15 yrs	15 ATTEMPTS
750.145D2F	Computer/Internet - Comm w/Other Plan Crime Max 15+ yrs	20 ATTEMPTS

TOTAL*	.5	1	1.5	2	2.5	3	3.5	4	4.5	5	10	15	20	25	>25	LIFE	AVG
2,080	13	163	246	363	114	150	40	82	47	106	265	106	88	52	39	186	5.8
2,014	13	154	233	348	112	147	39	82	47	106	265	106	87	52	39	184	5.9
46		9	13	15	2	3	1						1			2	2.0
1				1													2.0
1		1															1.0
1				1													1.7
14		3	4	5	2												1.6
1					1												2.4
11	1			4	1	1	1	1	1	1							2.6
1			1														1.5
57		1	1	3	2	12	2	3	4	7	20		1	1			5.3
2				1	1												2.2
49		2	3	11	6	8	1	4	3	5	6						3.3
2				2													1.8
3			1	1	1												1.9
1								1									3.8
1				1													1.7
2		1	1														1.1
2		1		1													1.5
28			1			1	1	1		5	18	1					6.7
6		2		3	1												1.7
1		1															1.0
2		1	1														1.2
1			1														1.5
3											3						7.1
1						1											3.0
1											1						9.5

NOTE: Be sure to check for related offense codes when examining a particular type of crime. They may or may not be in sequential order or even on the same page.

C2 2007 Prisoner Population by Minimum Term Distribution - All Offenses: Female Totals Only

Page 4 of 10

C - 68

Compiled Laws	Offense	Max. Penalty
	GRAND TOTALS	
	VIOLATIONS	
	ATTEMPTS	
750.157A	Compounding Offenses	5 ATTEMPTS
750.157B2	Homicide - Solicitation of Murder	LIFE ATTEMPTS
750.157N1	Financial Transaction Device - Steal/ Retain w/o Consent	4 ATTEMPTS
750.157N2	Financial Transaction Device - Possess Fraudulent One	4 ATTEMPTS
750.157P	Financial Transaction Device - Possess w/Intent to Use/Sell	4 ATTEMPTS
750.157Q	Financial Transaction Device - Illegal Sale/Use	4 ATTEMPTS
750.15911	Criminal Enterprise - Conducting	20 ATTEMPTS
750.15914-A	Criminal Enterprise - Conspiracy	20 ATTEMPTS
750.160	Dead Bodies - Disinterment and Mutilation	10 ATTEMPTS
750.165	Child Support - Fail to Pay	4 ATTEMPTS
750.1744A	Embezzlement - Agent or Trustee \$1,000 - < \$20,000	5 ATTEMPTS
750.1744B	Embezzlement - Agent or Trustee \$200 - < \$1,000, 2nd+ Offense	5 ATTEMPTS
750.1745A	Embezzlement - Agent or Trustee \$20,000 - < \$50,000	10 ATTEMPTS
750.1745B	Embezzlement - Agent or Trustee \$1,000 - < \$20,000, 3rd+ Offense	10 ATTEMPTS
750.174A4A	Embezzlement - Vulnerable Adult \$1,000 - < \$20,000	5 ATTEMPTS
750.174A5A	Embezzlement - Vulnerable Adult \$20,000 or More	10 ATTEMPTS
750.175	Embezzlement - Public Official Over \$50	10 ATTEMPTS
750.176	Embezzlement - Administrator/ Executor/Guardian	10 ATTEMPTS
750.188	Escape - Officer Voluntarily Allowing	LIFE ATTEMPTS
750.193	Escape - Prison	5 ATTEMPTS

TOTAL*	.5	1	1.5	2	2.5	3	3.5	4	4.5	5	10	15	20	25	>25	LIFE	AVG
2,080	13	163	246	363	114	150	40	82	47	106	265	106	88	52	39	186	5.8
2,014	13	154	233	348	112	147	39	82	47	106	265	106	87	52	39	184	5.9
46		9	13	15	2	3	1						1			2	2.0
2																2	
8					1		1			2	2		1		1		10.4
15	1	4	1	7	2												1.6
1		1															1.0
5			1	3		1											2.0
6		2	3	1													1.2
9							1	2	1	2	3						4.9
2						1					1						6.5
1										1							4.8
1				1													1.9
11			1	6	1	2		1									2.3
1				1													1.7
1				1													1.6
17		1	2	3		4		2		4	1						3.2
1											1						6.3
3			1			1					1						3.5
2				1						1							3.3
1			1														1.2
1											1						7.0
1											1						6.0
4		3	1														1.0

NOTE: Be sure to check for related offense codes when examining a particular type of crime. They may or may not be in sequential order or even on the same page.

C2 2007 Prisoner Population by Minimum Term Distribution - All Offenses: Female Totals Only

Page 5 of 10

C - 69

Compiled Laws	Offense	Max. Penalty
	GRAND TOTALS	
	VIOLATIONS	
	ATTEMPTS	
750.1952	Escape - From Felony Jail Sentence	4 ATTEMPTS
750.1972	Escape - Awaiting Trial for Felony	4 ATTEMPTS
750.197C-A	Assault of Prison Employee	4 ATTEMPTS
750.197C	Escape - From Jail Through Violence or Assault Prison Employee	4 ATTEMPTS
750.199A	Bond - Absconding or Forfeiting	4 ATTEMPTS
750.213	Extortion	20 ATTEMPTS
750.2184A	False Pretenses - \$1,000 - < \$20,000	5 ATTEMPTS
750.2184B	False Pretenses - \$200 - < \$1,000, 2nd Offense	5 ATTEMPTS
750.2185A	False Pretenses - \$20,000 or More	10 ATTEMPTS
750.224F	Weapons - Firearms, Possess by Felon	5 ATTEMPTS
750.226	Weapons - Dangerous Weapon, Carry w/Unlawful Intent	5 ATTEMPTS
750.227	Weapons - Carrying Concealed	5 ATTEMPTS
750.227B-A	Weapons - Felony Firearm	2 ATTEMPTS
750.248	Forgery	14 ATTEMPTS
750.249	Uttering & Publishing	14 ATTEMPTS
750.253	Utter & Publish - Counterfeit Bills/Notes	5 ATTEMPTS
750.261	Counterfeiting - Coins/Possess Less Than 5	10 ATTEMPTS
750.280	Fraud - Common Law	10 ATTEMPTS
750.285	Obtain Personal Identity Info w/o Permission	5 ATTEMPTS
750.316-A	Homicide - Murder 1st Degree, Premeditated	LIFE ATTEMPTS

TOTAL*	.5	1	1.5	2	2.5	3	3.5	4	4.5	5	10	15	20	25	>25	LIFE	AVG
2,080	13	163	246	363	114	150	40	82	47	106	265	106	88	52	39	186	5.8
2,014	13	154	233	348	112	147	39	82	47	106	265	106	87	52	39	184	5.9
46		9	13	15	2	3	1						1			2	2.0
6			5	1													1.5
1			1														1.2
11		5	1	2	1			2									1.8
2		1		1													1.5
2			1	1													1.6
3										2	1						6.6
8			1	4	2			1									2.1
1				1													2.0
5				3		1		1									2.5
4				3	1												2.1
3	1		1			1											1.6
5		1	1	2		1											1.8
1			1														1.3
54				53												1	2.0
18		1	3	4	2	2		3		1	2						2.9
2			1	1													1.7
122		18	29	43	17	9		3		1	2						1.9
9		2	4	3													1.4
1				1													2.0
1			1														1.5
1			1														1.2
2					1					1							3.6
46																46	

NOTE: Be sure to check for related offense codes when examining a particular type of crime. They may or may not be in sequential order or even on the same page.

C2 2007 Prisoner Population by Minimum Term Distribution - All Offenses: Female Totals Only

Page 6 of 10

C - 70

Compiled Laws	Offense	Max. Penalty
	GRAND TOTALS	
	VIOLATIONS	
	ATTEMPTS	
750.316-B	Homicide - Felony Murder	LIFE ATTEMPTS
750.316-C	Homicide - Open Murder, Statutory Short Form	LIFE ATTEMPTS
750.316	Homicide	LIFE ATTEMPTS
750.317	Homicide - Murder 2nd Degree	LIFE ATTEMPTS
750.317A	Delivery of Controlled Substance Causing Death	LIFE ATTEMPTS
750.321-A	Homicide - Manslaughter, Statutory Short Form	15 ATTEMPTS
750.321-C	Homicide - Manslaughter, Involuntary	15 ATTEMPTS
750.321-E	Homicide - Manslaughter with Motor Vehicle	15 ATTEMPTS
750.321	Homicide - Manslaughter	15 ATTEMPTS
750.324	Homicide - Negligent Homicide	2 ATTEMPTS
750.349	Kidnapping	LIFE ATTEMPTS
750.3563A	Larceny - \$1,000 - < \$20,000	5 ATTEMPTS
750.356A2C1	Break and Enter - Vehicle Steal Property \$1,000 - < \$20,000	5 ATTEMPTS
750.356A3	Break and Enter - Vehicle With Damage	5 ATTEMPTS
750.356C	Retail Fraud - 1st Degree	5 ATTEMPTS
750.357	Larceny from Person	10 ATTEMPTS
750.357B	Weapons - Firearms - Larceny	5 ATTEMPTS
750.360	Larceny in Building	4 ATTEMPTS
750.3623A	Larceny By Conversion \$1,000 - < \$20,000	5 ATTEMPTS
750.362A2A	Failure to Return Rented Property \$20,000 or More	10 ATTEMPTS

TOTAL*	.5	1	1.5	2	2.5	3	3.5	4	4.5	5	10	15	20	25	>25	LIFE	AVG
2,080	13	163	246	363	114	150	40	82	47	106	265	106	88	52	39	186	5.8
2,014	13	154	233	348	112	147	39	82	47	106	265	106	87	52	39	184	5.9
46		9	13	15	2	3	1						1			2	2.0
30																30	
12													1	1		10	21.2
54																54	
2																2	
234				1		1		1		5	24	48	58	38	33	25	19.7
1													1				20.0
3			1									2					5.5
33			1	1	2	3	2	1	3	8	11	1					5.3
17			2	2	1			1	1	4	6						4.6
6			1							1	4						6.0
8					1	1		1		2	2	1					6.5
1		1															1.0
9										2		1	1		1	4	16.4
1				1													1.7
1			1														1.5
3	1	1			1												1.2
99	2	29	22	29	8	6	1	1			1						1.6
17		2	1	6	1	2	1	2		1	1						2.6
3			1	1	1	1											2.3
3			1	1													4.3
1		1															1.0
22		5	5	7	4	1											1.7
1			1														1.1
2		1	1														1.1
1			1														1.3

NOTE: Be sure to check for related offense codes when examining a particular type of crime. They may or may not be in sequential order or even on the same page.

C2 2007 Prisoner Population by Minimum Term Distribution - All Offenses: Female Totals Only

Page 7 of 10

C - 71

Compiled Laws	Offense	Max. Penalty
GRAND TOTALS		
VIOLATIONS		
ATTEMPTS		
750.3633A	Larceny by False Personation \$1,000 - < \$20,000	5 ATTEMPTS
750.377B	Malicious Destruction Fire/Police Property	4 ATTEMPTS
750.411A1B	False Report of a Felony	4 ATTEMPTS
750.411A3A	False Report/Threat of Bomb/ Harmful Device	4 ATTEMPTS
750.4111	Stalking - Aggravated	5 ATTEMPTS
750.413	Motor Vehicle - Unlawfully Driving Away	5 ATTEMPTS
750.414	Motor Vehicle - Unlawful Use	2 ATTEMPTS
750.422-A	Perjury - Court Proceeding Capital Crime	LIFE ATTEMPTS
750.422-B	Perjury - Court Proceeding	15 ATTEMPTS
750.423	Perjury - Other Than Court Proceeding	15 ATTEMPTS
750.451-B	Prostitution - 3rd Offense	2 ATTEMPTS
750.451-D	Prostitution - 3rd+ Offense	2 ATTEMPTS
750.459	Prostitution - Transporting Female (perhaps compel)	20 ATTEMPTS
750.479A3	Police Officer - Fleeing (Penal Code) 3rd Degree	5 ATTEMPTS
750.50-B	Animals - Abandon/Cruelty - 3rd+ Offense	4 ATTEMPTS
750.505-A	Obstruction of Justice	5 ATTEMPTS
750.505-B	Accessory After the Fact to Felony	5 ATTEMPTS
750.520	Rape	LIFE ATTEMPTS
750.520B	CSC - 1st Degree - Multiple Variables	LIFE ATTEMPTS
750.520B1A	CSC - 1st Degree - Person Under 13	LIFE ATTEMPTS

TOTAL*	.5	1	1.5	2	2.5	3	3.5	4	4.5	5	10	15	20	25	>25	LIFE	AVG
2,080	13	163	246	363	114	150	40	82	47	106	265	106	88	52	39	186	5.8
2,014	13	154	233	348	112	147	39	82	47	106	265	106	87	52	39	184	5.9
46		9	13	15	2	3	1						1			2	2.0
1	1																.3
4		1	1	1		1											1.7
3		1	1	1													1.2
1									1								4.3
7	1	1	3					1			1						2.1
1			1														1.1
15	1	1	2	5	3	3											2.0
1		1															1.0
3		1	1	1													1.3
2						1					1						4.7
2				1						1							3.3
1			1														1.5
1		1															1.0
8			7	1													1.4
1												1					10.8
6				3		1					2						4.2
1			1														1.1
2			1								1						3.9
1					1												2.5
1											1						5.9
13											3	1	4	1	1	3	17.5
29				1					1	1	9	7	6	3		1	13.0

NOTE: Be sure to check for related offense codes when examining a particular type of crime. They may or may not be in sequential order or even on the same page.

C2 2007 Prisoner Population by Minimum Term Distribution - All Offenses: Female Totals Only

Page 8 of 10

C - 72

Compiled Laws	Offense	Max. Penalty
	GRAND TOTALS	
	VIOLATIONS	
	ATTEMPTS	
750.520B1B	CSC - 1st Degree - Relationship	LIFE ATTEMPTS
750.520B1D	CSC - 1st Degree - Accomplices	LIFE ATTEMPTS
750.520B1F	CSC - 1st Degree - Personal Injury	LIFE ATTEMPTS
750.520C	CSC - 2nd Degree - Multiple Variables	15 ATTEMPTS
750.520C1A	CSC - 2nd Degree - Person Under 13	15 ATTEMPTS
750.520C1B	CSC - 2nd Degree - Relationship	15 ATTEMPTS
750.520C1K	CSC - 2nd Degree - County Prisoner	15 ATTEMPTS
750.520C1L	CSC - 2nd Degree - Detained Juvenile	15 ATTEMPTS
750.520D	CSC - 3rd Degree - Multiple Variables	15 ATTEMPTS
750.520D1A	CSC - 3rd Degree - Person 13-15	15 ATTEMPTS
750.520D1B	CSC - 3rd Degree - Force/Coercion	15 ATTEMPTS
750.520D1D	CSC - 3rd Degree - Incest	15 ATTEMPTS
750.520E1A-A	CSC - 4th Degree - Victim 13-16	2 ATTEMPTS
750.520E1G	CSC - 4th Degree - Incest	2 ATTEMPTS
750.520G1	CSC - Assault w/Intent to Commit Sexual Penetration	10 ATTEMPTS
750.529	Robbery - Armed	LIFE ATTEMPTS
750.529A	Carjacking	LIFE ATTEMPTS
750.530	Robbery - Unarmed	15 ATTEMPTS
750.531-A	Bank Robbery	LIFE ATTEMPTS
750.531-B	Safe Breaking	LIFE ATTEMPTS

TOTAL*	.5	1	1.5	2	2.5	3	3.5	4	4.5	5	10	15	20	25	>25	LIFE	AVG
2,080	13	163	246	363	114	150	40	82	47	106	265	106	88	52	39	186	5.8
2,014	13	154	233	348	112	147	39	82	47	106	265	106	87	52	39	184	5.9
46		9	13	15	2	3	1						1			2	2.0
5											4	1					8.4
4											1	2		1			16.2
1								1									4.0
1				1													2.0
13				3	1		1	1		4	2		1				5.5
3			1		1								1				3.3
1			1														1.3
1						1											3.0
1								1									3.2
4		1						1			2						5.5
1						1											3.0
14		1	1	2		3	1	1	1	2	1	1					3.9
1							1										3.3
3						1			1				1				4.6
1											1						7.2
2			2														1.3
1			1														1.3
4			1	1					1		1						3.6
113		1		2	6	4	5	10	14	8	40	12	6	1	1	3	7.4
1		1															1.0
12							1	1		3	3	1	1	1	1		12.5
49			5	9	3	11	1	10	2	4	4						3.4
10		1	2	1		1	1	1		1	2						3.5
1				1													2.0

NOTE: Be sure to check for related offense codes when examining a particular type of crime. They may or may not be in sequential order or even on the same page.

C2 2007 Prisoner Population by Minimum Term Distribution - All Offenses: Female Totals Only

Page 9 of 10

C - 73

Compiled Laws	Offense	Max. Penalty
	GRAND TOTALS	
	VIOLATIONS	
	ATTEMPTS	
750.531	Bank Robbery/Safe Breaking	LIFE ATTEMPTS
750.535-A	Stolen Property - Rec & Conc Over \$100 (obsolete)	5 ATTEMPTS
750.5352A	Stolen Property - Rec & Conc \$20,000 or More	10 ATTEMPTS
750.5353A	Stolen Property - Rec & Conc \$1,000 - < \$20,000	5 ATTEMPTS
750.5357	Stolen Property - Rec & Conc Motor Vehicle	5 ATTEMPTS
750.535B	Weapons - Firearms - Receive & Conceal	10 ATTEMPTS
750.72-A	Arson - Dwelling House	20 ATTEMPTS
750.72	Arson Dwelling House/Curtilage	20 ATTEMPTS
750.73	Arson - Real Property	10 ATTEMPTS
750.741C1	Arson - Pers. Prop. \$1,000 - < \$20,000	5 ATTEMPTS
750.75	Arson - Insured Property	10 ATTEMPTS
750.771C1	Arson - Prepare to Burn Property \$1,000 - < \$20,000	5 ATTEMPTS
750.81A3	Domestic Violence - Aggravated 2nd Offense	2 ATTEMPTS
750.81D1	Police Officer - Assault/Resist/Obstruct	2 ATTEMPTS
750.81D2	Police Officer - Assault/Resist/Obstruct Causing Injury	4 ATTEMPTS
750.82	Felonious Assault	4 ATTEMPTS
750.83	Assault w/Intent to Murder	LIFE ATTEMPTS
750.84	Assault w/Intent to do Great Body Harm Less Than Murder	10 ATTEMPTS
750.85	Torture	LIFE ATTEMPTS
750.88	Assault w/Intent to Rob While Unarmed	15 ATTEMPTS

TOTAL*	.5	1	1.5	2	2.5	3	3.5	4	4.5	5	10	15	20	25	>25	LIFE	AVG
2,080	13	163	246	363	114	150	40	82	47	106	265	106	88	52	39	186	5.8
2,014	13	154	233	348	112	147	39	82	47	106	265	106	87	52	39	184	5.9
46		9	13	15	2	3	1						1			2	2.0
1														1			25.0
1			1														1.5
1						1											3.0
1				1													1.9
1				1													1.7
4		1	2	1													1.4
1		1															1.0
3				3													1.7
12				2	1	2		1	2	2	2						4.5
1				1													2.0
2		1	1														1.2
5			2	1		1				1							2.5
1					1												2.3
1								1									4.0
1			1														1.3
1			1														1.3
11	1	2	7			1											1.3
3		1	1			1											1.7
14		4	5	2	1			2									1.7
1		1															.8
36						3			1	1	11	11	3	4	1	1	12.3
55		4	9	7	3	12	4	4		8	3	1					3.1
1			1														1.5
4												4					14.2
9					1	2				1	4	1					5.8

NOTE: Be sure to check for related offense codes when examining a particular type of crime. They may or may not be in sequential order or even on the same page.

C2 2007 Prisoner Population by Minimum Term Distribution - All Offenses: Female Totals Only

Page 10 of 10

C-74

Compiled Laws	Offense	Max. Penalty
	GRAND TOTALS	
	VIOLATIONS	
	ATTEMPTS	
750.89	Assault w/Intent to Rob While Armed	LIFE ATTEMPTS
750.90A	Asslt - Pregnant Indiv. Intentional Causing Miscarriage/Stillbirth	LIFE ATTEMPTS
750.91	Homicide - Attempted Murder	LIFE ATTEMPTS
752.542A	Prisons - Riots	10 ATTEMPTS
752.7973D	Computers - Use to Commit Crime Max 4 - < 10 yrs	7 ATTEMPTS
752.7973E	Computers - Use to Commit Crime Max 10 - < 20 yrs	10 ATTEMPTS
752.7973F	Computers - Use to Commit Crime Max 20 yrs or More	20 ATTEMPTS
800.2814	Prisons - Prisoner Possessing Contraband	5 ATTEMPTS
801.2631	Jails - Furnish Contraband to Prisoner	5 ATTEMPTS
801.2632	Jails - Prisoner Possessing Contraband	5 ATTEMPTS

TOTAL*	.5	1	1.5	2	2.5	3	3.5	4	4.5	5	10	15	20	25	>25	LIFE	AVG
2,080	13	163	246	363	114	150	40	82	47	106	265	106	88	52	39	186	5.8
2,014	13	154	233	348	112	147	39	82	47	106	265	106	87	52	39	184	5.9
46		9	13	15	2	3	1						1			2	2.0
22		1					1		2	1	10	7					8.7
1											1						6.0
5					1						2	1				1	7.9
2				2													1.9
2				1			1										2.4
1				1													2.0
1											1						6.0
1	1																.5
1						1											3.0
1		1															1.0

NOTES: Be sure to check for related offense codes when examining a particular type of crime. They may or may not be in sequential order or even on the same page.

*Prisoners with Insufficient Information = 20

Largest minimum term for each prisoner is reported.

When minimum terms exceed maximum penalties, that may be due to anomalies in criminal justice practices, habitualized offenses, database errors, etc.

Each minimum term category is rounded up from the preceding category (for example, the ten-year category includes all minimums longer than five years up to exactly ten years).

Minimum term averages are based on raw data (with life sentences excluded from the calculations).

Source: Corrections Management Information System (CMIS)

C3a Age Breakdown of Total Prisoner Population by Location as of December 2007

Page 1 of 2

C - 75

INSTITUTION	< 20	20-24	25-29	30-34	35-39	40-44	45-49	50-54	55-59	60-64	65-69	70-74	75-79	80+	MED AGE	AVG AGE	COUNT
Alger Max Corr Fac (LMF)	1 0.2%	38 7.7%	91 18.4%	106 21.4%	94 19.0%	66 13.3%	44 8.9%	32 6.5%	15 3.0%	6 1.2%	2 0.4%				35	36.4	495
Baraga Max Corr Fac (AMF)	13 1.5%	116 13.4%	205 23.8%	180 20.9%	122 14.1%	96 11.1%	69 8.0%	37 4.3%	15 1.7%	7 0.8%	3 0.3%				32	33.9	863
Bellamy Creek Corr Fac (IBC)	65 3.6%	389 21.3%	381 20.9%	284 15.5%	209 11.4%	198 10.8%	148 8.1%	81 4.4%	48 2.6%	14 0.8%	5 0.3%	5 0.3%			31	33.2	1,827
Boyer Road Corr Fac (OTF)	8 0.7%	92 7.6%	162 13.4%	156 12.9%	207 17.2%	207 17.2%	179 14.8%	107 8.9%	44 3.6%	15 1.2%	18 1.5%	10 0.8%		1 0.1%	39	39.2	1,206
Carson City Corr Fac (DRF)	10 0.8%	114 9.3%	193 15.7%	173 14.1%	189 15.4%	174 14.1%	146 11.9%	99 8.0%	61 5.0%	42 3.4%	20 1.6%	7 0.6%	1 0.1%	1 0.1%	38	38.9	1,230
Chippewa Corr Facility (URF)	6 0.5%	193 17.2%	300 26.7%	173 15.4%	147 13.1%	124 11.0%	88 7.8%	49 4.4%	29 2.6%	9 0.8%	4 0.4%	1 0.1%			31	33.8	1,123
Cooper Street Corr Fac (JCS)	23 1.5%	203 13.0%	279 17.9%	244 15.6%	214 13.7%	221 14.2%	171 11.0%	115 7.4%	52 3.3%	22 1.4%	12 0.8%	2 0.1%	3 0.2%		35	36.5	1,561
Deerfield Corr Fac (ITF)	26 2.1%	142 11.5%	181 14.7%	159 12.9%	176 14.3%	179 14.5%	168 13.6%	98 8.0%	55 4.5%	25 2.0%	13 1.1%	6 0.5%	2 0.2%	1 0.1%	35	36.4	1,231
Earnest C. Brooks Corr Fac (LRF)	14 1.2%	139 11.6%	223 18.5%	163 13.5%	187 15.5%	165 13.7%	117 9.7%	92 7.6%	57 4.7%	24 2.0%	16 1.3%	4 0.3%	1 0.1%	1 0.1%	36	37.4	1,203
Egeler Reception & Guid (RGC)	88 7.2%	188 15.5%	199 16.4%	152 12.5%	157 12.9%	146 12.0%	107 8.8%	60 4.9%	35 2.9%	22 1.8%	23 1.9%	17 1.4%	17 1.4%	3 0.2%	34	40.0	1,214
Female Camps (FCP)	13 1.8%	119 16.9%	173 24.5%	141 20.0%	107 15.2%	90 12.7%	40 5.7%	19 2.7%	4 0.6%						31	32.4	706
Female Elec. Monitoring (FEM)			1 14.3%			2 28.6%	2 28.6%	2 28.6%							46	44.6	7
Florence Crane Corr Fac (ACF)	6 0.6%	76 7.2%	132 12.5%	134 12.7%	132 12.5%	173 16.4%	167 15.8%	115 10.9%	67 6.3%	31 2.9%	12 1.1%	8 0.8%	3 0.3%	1 0.1%	41	40.6	1,057
G. Robert Cotton Corr (JCF)	29 1.6%	203 11.3%	208 11.6%	191 10.6%	269 15.0%	249 13.8%	226 12.6%	188 10.5%	100 5.6%	57 3.2%	42 2.3%	20 1.1%	14 0.8%	2 0.1%	39	40.1	1,798
Gus Harrison Corr Fac (ARF)	25 2.2%	121 10.8%	129 11.5%	132 11.8%	168 15.0%	166 14.8%	149 13.3%	109 9.7%	55 4.9%	40 3.6%	15 1.3%	7 0.6%	2 0.2%		39	39.4	1,118
Hiawatha Corr Fac (HTF)	15 1.2%	113 8.9%	193 15.1%	178 14.0%	176 13.8%	224 17.6%	159 12.5%	105 8.2%	58 4.5%	34 2.7%	11 0.9%	6 0.5%	3 0.2%		39	38.7	1,275
Huron Valley Men's Corr (HVM)	9 1.8%	46 9.1%	91 18.0%	64 12.6%	54 10.7%	77 15.2%	67 13.2%	42 8.3%	23 4.5%	10 2.0%	12 2.4%	9 1.8%	1 0.2%	1 0.2%	38	39.1	506
Huron Valley Women's Corr (WHV)	10 1.1%	63 7.1%	100 11.3%	142 16.1%	154 17.5%	160 18.1%	131 14.9%	65 7.4%	23 2.6%	17 1.9%	11 1.2%	5 0.6%		1 0.1%	38	38.8	882
Ionia Max Corr Fac (ICF)	8 1.2%	87 13.2%	98 14.8%	99 15.0%	110 16.6%	87 13.2%	60 9.1%	54 8.2%	28 4.2%	16 2.4%	10 1.5%	3 0.5%	1 0.2%		36	37.5	661
Kinross Corr Fac (KCF)	21 1.2%	152 8.5%	269 15.0%	281 15.6%	292 16.2%	260 14.5%	229 12.7%	144 8.0%	77 4.3%	39 2.2%	22 1.2%	8 0.4%	3 0.2%		37	38.4	1,797
Lakeland Corr Fac (LCF)	16 1.2%	92 6.9%	146 10.9%	176 13.2%	206 15.4%	192 14.4%	153 11.5%	127 9.5%	84 6.3%	57 4.3%	36 2.7%	26 1.9%	17 1.3%	7 0.5%	40	41.8	1,335
Macomb Corr Fac (MRF)	17 1.4%	132 10.9%	183 15.1%	165 13.6%	189 15.6%	193 16.0%	135 11.2%	97 8.0%	60 5.0%	25 2.1%	10 0.8%	2 0.2%		1 0.1%	37	37.8	1,209
Male Camps (CMP)	21 1.2%	266 14.9%	403 22.5%	291 16.2%	302 16.9%	237 13.2%	168 9.4%	56 3.1%	34 1.9%	11 0.6%	2 0.1%				33	34.2	1,791

C3a Age Breakdown of Total Prisoner Population by Location as of December 2007

Page 2 of 2

C - 76

INSTITUTION	< 20	20-24	25-29	30-34	35-39	40-44	45-49	50-54	55-59	60-64	65-69	70-74	75-79	80+	MED AGE	AVG AGE	COUNT
Male Elec. Monitoring (MEM)		1 4.3%	2 8.7%	2 8.7%	4 17.4%	3 13.0%	8 34.8%	1 4.3%	2 8.7%						42	41.7	23
Marquette Branch Prison (MBP)	14 1.2%	142 12.1%	188 16.0%	171 14.6%	186 15.9%	151 12.9%	120 10.2%	93 7.9%	54 4.6%	35 3.0%	14 1.2%	2 0.2%	1 0.1%	1 0.1%	37	37.6	1,172
Michigan Reformatory (RMI)	20 2.0%	137 14.0%	147 15.0%	135 13.8%	144 14.7%	135 13.8%	102 10.4%	87 8.9%	53 5.4%	12 1.2%	3 0.3%	1 0.1%	1 0.1%		36	36.9	977
Mid-Mich Corr Fac (STF)	7 0.6%	118 9.4%	196 15.7%	158 12.6%	193 15.4%	202 16.1%	173 13.8%	85 6.8%	53 4.2%	34 2.7%	20 1.6%	7 0.6%	3 0.2%	3 0.2%	38	38.9	1,252
Mound Corr Fac (NRF)	25 2.4%	92 8.8%	149 14.3%	150 14.4%	192 18.4%	156 14.9%	118 11.3%	88 8.4%	33 3.2%	18 1.7%	12 1.1%	7 0.7%	4 0.4%		37	38.0	1,044
Muskegon Corr Fac (MCF)	17 1.3%	98 7.4%	163 12.3%	182 13.8%	201 15.2%	198 15.0%	179 13.6%	116 8.8%	93 7.0%	55 4.2%	12 0.9%	6 0.5%		1 0.1%	39	40.0	1,321
Newberry Corr Fac (NCF)	26 2.7%	134 13.8%	208 21.4%	152 15.6%	139 14.3%	115 11.8%	92 9.4%	60 6.2%	32 3.3%	14 1.4%	2 0.2%				34	35.0	974
Oaks Corr Fac (ECF)	14 1.6%	171 19.8%	231 26.7%	126 14.6%	125 14.5%	82 9.5%	60 6.9%	30 3.5%	17 2.0%	6 0.7%	1 0.1%		1 0.1%		30	32.6	864
Ojibway Corr Fac (OCF)	15 1.4%	115 10.7%	192 17.9%	171 16.0%	171 16.0%	160 14.9%	117 10.9%	59 5.5%	39 3.6%	20 1.9%	8 0.7%	1 0.1%	3 0.3%	1 0.1%	35	36.8	1,072
Parnall Corr Fac (SMT)	10 0.6%	137 8.1%	222 13.1%	203 12.0%	254 15.0%	252 14.9%	235 13.9%	155 9.1%	121 7.1%	53 3.1%	26 1.5%	14 0.8%	7 0.4%	5 0.3%	40	40.5	1,694
Parr Highway Corr Fac (ATF)	13 1.0%	113 8.9%	169 13.3%	174 13.7%	186 14.6%	205 16.1%	160 12.6%	115 9.1%	69 5.4%	32 2.5%	18 1.4%	11 0.9%	5 0.4%		39	39.5	1,270
Pine River Corr Fac (SPR)	17 1.3%	152 11.9%	210 16.5%	200 15.7%	160 12.6%	187 14.7%	146 11.5%	90 7.1%	60 4.7%	30 2.4%	17 1.3%	3 0.2%	1 0.1%		36	37.5	1,273
Pugsley Corr Fac (MPF)	11 1.0%	137 11.9%	215 18.7%	176 15.3%	159 13.9%	157 13.7%	140 12.2%	94 8.2%	25 2.2%	20 1.7%	8 0.7%	4 0.3%	1 0.1%	1 0.1%	36	36.8	1,148
Rich. A. Handlon Corr Fac (MTU)	70 5.8%	400 32.9%	272 22.4%	93 7.7%	84 6.9%	86 7.1%	88 7.2%	55 4.5%	46 3.8%	13 1.1%	4 0.3%	3 0.2%	1 0.1%		26	31.3	1,215
Robert Scott Corr Fac (SCF)	19 2.2%	85 10.0%	143 16.8%	141 16.5%	116 13.6%	159 18.6%	81 9.5%	58 6.8%	30 3.5%	12 1.4%	5 0.6%	2 0.2%	2 0.2%		36	36.8	853
Ryan Corr Fac (RRF)	15 1.4%	69 6.7%	121 11.7%	143 13.8%	198 19.1%	152 14.7%	119 11.5%	101 9.7%	59 5.7%	32 3.1%	22 2.1%	5 0.5%		1 0.1%	39	39.9	1,037
Saginaw Corr Fac (SRF)	34 2.3%	220 15.1%	257 17.7%	239 16.4%	216 14.8%	172 11.8%	143 9.8%	89 6.1%	49 3.4%	23 1.6%	9 0.6%	2 0.1%	3 0.2%		34	35.6	1,456
St. Louis Corr Fac (SLF)	25 2.1%	275 22.6%	285 23.4%	185 15.2%	154 12.7%	104 8.6%	102 8.4%	44 3.6%	19 1.6%	20 1.6%	3 0.2%				30	32.7	1,216
Standish Max Corr Fac (SMF)	17 3.1%	85 15.7%	102 18.9%	84 15.6%	73 13.5%	64 11.9%	61 11.3%	27 5.0%	17 3.1%	9 1.7%	1 0.2%				33	34.8	540
Straits Corr Fac (KTF)	19 1.7%	169 15.1%	200 17.9%	159 14.2%	166 14.9%	157 14.1%	105 9.4%	77 6.9%	33 3.0%	20 1.8%	8 0.7%	2 0.2%	1 0.1%		35	35.9	1,116
Thumb Corr Fac (TCF)	253 23.8%	135 12.7%	96 9.0%	95 8.9%	111 10.4%	103 9.7%	82 7.7%	94 8.8%	51 4.8%	26 2.4%	12 1.1%	3 0.3%	2 0.2%		32	33.7	1,063
West Shoreline Corr Fac (MTF)	6 0.5%	94 7.8%	148 12.2%	156 12.9%	182 15.0%	206 17.0%	147 12.1%	98 8.1%	70 5.8%	45 3.7%	44 3.6%	6 0.5%	6 0.5%	4 0.3%	40	40.9	1,212
Total	1,091 2.2%	6,163 12.4%	8,256 16.5%	7,079 14.2%	7,275 14.6%	6,892 13.8%	5,501 11.0%	3,609 7.2%	2,049 4.1%	1,052 2.1%	548 1.1%	225 0.5%	110 0.2%	37 0.1%	36	37.2	50,233*

SOURCE: Corrections Management Information System (CMIS).

*Total unreported = 346 (excluded from calculations).

C3b Age Breakdown of White Prisoner Population by Location as of December 2007

Page 1 of 2

INSTITUTION	< 20	20-24	25-29	30-34	35-39	40-44	45-49	50-54	55-59	60-64	65-69	70-74	75-79	80+	MED AGE	AVG AGE	COUNT
Alger Max Corr Fac (LMF)		7 6.0%	23 19.8%	24 20.7%	17 14.7%	19 16.4%	9 7.8%	9 7.8%	5 4.3%	2 1.7%	1 0.9%				36	37.4	116
Baraga Max Corr Fac (AMF)	3 1.4%	31 14.7%	49 23.2%	37 17.5%	30 14.2%	23 10.9%	16 7.6%	12 5.7%	5 2.4%	2 0.9%	3 1.4%				32	34.4	211
Bellamy Creek Corr Fac (IBC)	24 3.0%	158 19.5%	174 21.5%	117 14.5%	93 11.5%	94 11.6%	70 8.7%	39 4.8%	25 3.1%	7 0.9%	4 0.5%	4 0.5%			32	34.0	809
Boyer Road Corr Fac (OTF)	4 0.6%	55 8.2%	90 13.4%	72 10.7%	103 15.3%	113 16.8%	109 16.2%	64 9.5%	28 4.2%	10 1.5%	16 2.4%	10 1.5%			40	40.1	674
Carson City Corr Fac (DRF)	3 0.6%	43 8.3%	68 13.1%	60 11.5%	75 14.4%	84 16.2%	72 13.8%	45 8.7%	30 5.8%	24 4.6%	10 1.9%	5 1.0%		1 0.2%	40	40.6	520
Chippewa Corr Facility (URF)	4 1.1%	63 16.7%	89 23.5%	50 13.2%	52 13.8%	49 13.0%	30 7.9%	21 5.6%	11 2.9%	6 1.6%	3 0.8%				33	34.8	378
Cooper Street Corr Fac (JCS)	7 0.9%	108 14.0%	129 16.8%	114 14.8%	92 12.0%	111 14.4%	87 11.3%	65 8.5%	31 4.0%	9 1.2%	11 1.4%	2 0.3%	3 0.4%		36	37.2	769
Deerfield Corr Fac (ITF)	13 2.0%	69 10.8%	89 13.9%	85 13.3%	82 12.8%	100 15.6%	94 14.7%	52 8.1%	27 4.2%	15 2.3%	8 1.2%	5 0.8%	1 0.2%	1 0.2%	38	38.6	641
Earnest C. Brooks Corr Fac (LRF)	3 0.6%	51 9.6%	80 15.0%	66 12.4%	86 16.1%	92 17.2%	53 9.9%	43 8.1%	31 5.8%	12 2.2%	13 2.4%	3 0.6%	1 0.2%		38.5	39.2	534
Egeler Reception & Guid (RGC)	29 4.9%	95 16.2%	95 16.2%	71 12.1%	67 11.4%	65 11.1%	57 9.7%	30 5.1%	22 3.7%	14 2.4%	18 3.1%	10 1.7%	14 2.4%	1 0.2%	35	37.5	588
Female Camps (FCP)	5 2.5%	33 16.3%	38 18.8%	35 17.3%	29 14.4%	31 15.3%	20 9.9%	8 4.0%	3 1.5%						33	34.2	202
Female Elec. Monitoring (FEM)						1 25.0%	1 25.0%	2 50.0%							48	48.0	4
Florence Crane Corr Fac (ACF)	4 0.6%	47 6.9%	90 13.2%	80 11.7%	76 11.2%	120 17.6%	104 15.3%	74 10.9%	47 6.9%	20 2.9%	9 1.3%	6 0.9%	3 0.4%	1 0.1%	42	41.0	681
G. Robert Cotton Corr (JCF)	15 1.6%	96 10.3%	88 9.4%	97 10.4%	132 14.1%	118 12.6%	137 14.7%	97 10.4%	57 6.1%	39 4.2%	29 3.1%	16 1.7%	13 1.4%		42	41.7	934
Gus Harrison Corr Fac (ARF)	6 1.1%	56 10.5%	60 11.3%	57 10.7%	74 13.9%	88 16.6%	67 12.6%	51 9.6%	26 4.9%	27 5.1%	11 2.1%	7 1.3%	1 0.2%		40	40.5	531
Hiawatha Corr Fac (HTF)	5 0.7%	71 9.3%	115 15.1%	86 11.3%	94 12.3%	143 18.7%	91 11.9%	71 9.3%	45 5.9%	25 3.3%	10 1.3%	5 0.7%	3 0.4%		40	39.7	764
Huron Valley Men's Corr (HVM)	5 2.3%	20 9.0%	35 15.8%	19 8.6%	23 10.4%	39 17.6%	31 14.0%	18 8.1%	12 5.4%	5 2.3%	8 3.6%	6 2.7%		1 0.5%	40	40.5	222
Huron Valley Women's Corr (WHV)	5 1.1%	35 7.4%	58 12.3%	76 16.2%	80 17.0%	89 18.9%	67 14.3%	33 7.0%	11 2.3%	8 1.7%	6 1.3%	2 0.4%			38	38.4	470
Ionia Max Corr Fac (ICF)	4 1.4%	55 18.8%	36 12.3%	41 14.0%	46 15.7%	31 10.6%	26 8.9%	27 9.2%	16 5.5%	5 1.7%	5 1.7%	1 0.3%			36	36.8	293
Kinross Corr Fac (KCF)	7 0.8%	80 9.5%	114 13.6%	115 13.7%	125 14.9%	111 13.2%	110 13.1%	79 9.4%	47 5.6%	26 3.1%	16 1.9%	6 0.7%	3 0.4%		39	39.6	839
Lakeland Corr Fac (LCF)	6 1.0%	44 7.1%	61 9.8%	80 12.9%	84 13.5%	88 14.2%	70 11.3%	58 9.4%	33 5.3%	29 4.7%	27 4.4%	20 3.2%	14 2.3%	6 1.0%	41	43.3	620
Macomb Corr Fac (MRF)	6 1.2%	50 9.8%	88 17.3%	59 11.6%	80 15.7%	91 17.9%	57 11.2%	40 7.9%	20 3.9%	11 2.2%	4 0.8%	2 0.4%		1 0.2%	38	38.0	509
Male Camps (CMP)	7 0.9%	114 14.7%	161 20.7%	114 14.7%	114 14.7%	117 15.0%	117 11.8%	92 11.8%	33 4.2%	16 2.1%	9 1.2%	1 0.1%			34	17.5	778

C - 77

C3b Age Breakdown of White Prisoner Population by Location as of December 2007

Page 2 of 2

C - 78

INSTITUTION	< 20	20-24	25-29	30-34	35-39	40-44	45-49	50-54	55-59	60-64	65-69	70-74	75-79	80+	MED AGE	AVG AGE	COUNT
Male Elec. Monitoring (MEM)			1 9.1%	2 18.2%	3 27.3%	3 27.3%	1 9.1%	1 9.1%							39	38.8	11
Marquette Branch Prison (MBP)	3 0.7%	48 11.2%	54 12.6%	59 13.8%	72 16.8%	56 13.1%	37 8.6%	38 8.9%	26 6.1%	21 4.9%	11 2.6%	2 0.5%	1 0.2%	1 0.2%	38	39.6	429
Michigan Reformatory (RMI)	5 1.6%	48 15.0%	50 15.6%	41 12.8%	45 14.0%	46 14.3%	32 10.0%	31 9.7%	20 6.2%	1 0.3%	1 0.3%		1 0.3%		36	36.9	321
Mid-Mich Corr Fac (STF)	4 0.6%	64 9.0%	109 15.3%	79 11.1%	95 13.3%	115 16.2%	112 15.7%	51 7.2%	28 3.9%	26 3.7%	18 2.5%	5 0.7%	3 0.4%	3 0.4%	40	40.0	712
Mound Corr Fac (NRF)	9 3.3%	27 10.0%	38 14.0%	24 8.9%	39 14.4%	43 15.9%	42 15.5%	23 8.5%	10 3.7%	5 1.8%	7 2.6%	3 1.1%	1 0.4%		39	39.1	271
Muskegon Corr Fac (MCF)	7 1.2%	48 8.1%	76 12.8%	77 12.9%	86 14.4%	95 15.9%	68 11.4%	49 8.2%	38 6.4%	37 6.2%	9 1.5%	5 0.8%		1 0.2%	40	40.5	596
Newberry Corr Fac (NCF)	9 2.9%	45 14.7%	53 17.3%	47 15.3%	48 15.6%	40 13.0%	32 10.4%	13 4.2%	12 3.9%	6 2.0%	2 0.7%				34	35.5	307
Oaks Corr Fac (ECF)	5 2.1%	40 17.0%	67 28.5%	30 12.8%	38 16.2%	24 10.2%	12 5.1%	7 3.0%	8 3.4%	3 1.3%			1 0.4%		30	33.2	235
Ojibway Corr Fac (OCF)	3 0.7%	41 8.9%	71 15.4%	78 17.0%	72 15.7%	70 15.2%	54 11.7%	28 6.1%	21 4.6%	12 2.6%	6 1.3%		3 0.7%	1 0.2%	37	38.3	460
Parnall Corr Fac (SMT)	6 0.6%	79 8.0%	122 12.4%	108 11.0%	130 13.2%	136 13.8%	148 15.0%	94 9.6%	75 7.6%	43 4.4%	22 2.2%	11 1.1%	6 0.6%	4 0.4%	41	41.7	984
Parr Highway Corr Fac (ATF)	5 0.7%	64 9.2%	95 13.7%	72 10.4%	85 12.3%	116 16.7%	94 13.6%	65 9.4%	47 6.8%	22 3.2%	16 2.3%	9 1.3%	3 0.4%		41	40.6	693
Pine River Corr Fac (SPR)	4 0.6%	83 11.9%	115 16.5%	102 14.6%	82 11.8%	86 12.3%	96 13.8%	52 7.5%	36 5.2%	23 3.3%	14 2.0%	3 0.4%	1 0.1%		37	38.4	697
Pugsley Corr Fac (MPF)	4 0.6%	83 12.4%	132 19.8%	86 12.9%	83 12.4%	85 12.7%	88 13.2%	63 9.4%	17 2.5%	13 1.9%	7 1.0%	4 0.6%	1 0.1%	1 0.1%	36	37.5	667
Rich. A. Handlon Corr Fac (MTU)	31 5.2%	199 33.6%	124 20.9%	41 6.9%	34 5.7%	46 7.8%	46 7.8%	35 5.9%	27 4.6%	5 0.8%	3 0.5%		1 0.2%		26	31.9	592
Robert Scott Corr Fac (SCF)	9 2.1%	44 10.2%	79 18.2%	69 15.9%	58 13.4%	77 17.8%	43 9.9%	22 5.1%	19 4.4%	7 1.6%	3 0.7%	1 0.2%	2 0.5%		36	36.8	433
Ryan Corr Fac (RRF)	6 2.2%	21 7.7%	40 14.8%	31 11.4%	54 19.9%	40 14.8%	33 12.2%	18 6.6%	14 5.2%	7 2.6%	5 1.8%	2 0.7%			38	38.8	271
Saginaw Corr Fac (SRF)	6 1.0%	69 11.5%	113 18.8%	94 15.7%	82 13.7%	73 12.2%	78 13.0%	37 6.2%	23 3.8%	15 2.5%	6 1.0%	2 0.3%	2 0.3%		36	37.2	600
St. Louis Corr Fac (SLF)	3 0.8%	79 21.0%	80 21.3%	45 12.0%	59 15.7%	36 9.6%	34 9.0%	19 5.1%	9 2.4%	10 2.7%	2 0.5%				32	34.4	376
Standish Max Corr Fac (SMF)	5 2.6%	27 13.8%	40 20.4%	26 13.3%	27 13.8%	23 11.7%	22 11.2%	10 5.1%	10 5.1%	5 2.6%	1 0.5%				34.5	35.9	196
Straits Corr Fac (KTF)	7 1.5%	74 16.3%	70 15.5%	57 12.6%	65 14.3%	70 15.5%	45 9.9%	37 8.2%	11 2.4%	10 2.2%	5 1.1%	1 0.2%	1 0.2%		36	36.7	453
Thumb Corr Fac (TCF)	63 15.6%	58 14.3%	34 8.4%	37 9.1%	48 11.9%	46 11.4%	37 9.1%	48 11.9%	15 3.7%	8 2.0%	9 2.2%	1 0.2%	1 0.2%		36	35.9	405
West Shoreline Corr Fac (MTF)	2 0.3%	58 7.4%	83 10.6%	84 10.8%	112 14.4%	137 17.6%	101 12.9%	67 8.6%	51 6.5%	38 4.9%	34 4.4%	6 0.8%	5 0.6%	2 0.3%	42	42.2	780
Total	361 1.6%	2,680 11.9%	3,476 15.4%	2,844 12.6%	3,071 13.6%	3,280 14.5%	2,725 12.1%	1,779 7.9%	1,065 4.7%	622 2.8%	394 1.7%	165 0.7%	89 0.4%	25 0.1%	38	38.5	22,576

SOURCE: Corrections Management Information System (CMIS).

C3C Age Breakdown of Non-White Prisoner Population by Location as of December 2007

Page 1 of 2

C - 79

INSTITUTION	< 20	20-24	25-29	30-34	35-39	40-44	45-49	50-54	55-59	60-64	65-69	70-74	75-79	80+	MED AGE	AVG AGE	COUNT
Alger Max Corr Fac (LMF)	1 0.3%	31 8.2%	68 17.9%	82 21.6%	77 20.3%	47 12.4%	35 9.2%	23 6.1%	10 2.6%	4 1.1%	1 0.3%				35	36.1	379
Baraga Max Corr Fac (AMF)	10 1.5%	85 13.0%	156 23.9%	143 21.9%	92 14.1%	73 11.2%	53 8.1%	25 3.8%	10 1.5%	5 0.8%					32	33.7	652
Bellamy Creek Corr Fac (IBC)	41 4.0%	231 22.7%	207 20.3%	167 16.4%	116 11.4%	104 10.2%	78 7.7%	42 4.1%	23 2.3%	7 0.7%	1 0.1%	1 0.1%			30	32.5	1,018
Boyer Road Corr Fac (OTF)	4 0.8%	37 7.0%	72 13.5%	84 15.8%	104 19.5%	94 17.7%	70 13.2%	43 8.1%	16 3.0%	5 0.9%	2 0.4%			1 0.2%	38	39.0	532
Carson City Corr Fac (DRF)	7 1.0%	71 10.0%	125 17.6%	113 15.9%	114 16.1%	90 12.7%	74 10.4%	54 7.6%	31 4.4%	18 2.5%	10 1.4%	2 0.3%	1 0.1%		36	37.7	710
Chippewa Corr Facility (URF)	2 0.3%	130 17.4%	211 28.3%	123 16.5%	95 12.8%	75 10.1%	58 7.8%	28 3.8%	18 2.4%	3 0.4%	1 0.1%	1 0.1%			31	33.2	745
Cooper Street Corr Fac (JCS)	16 2.0%	95 12.0%	150 18.9%	130 16.4%	122 15.4%	110 13.9%	84 10.6%	50 6.3%	21 2.7%	13 1.6%	1 0.1%				35	35.7	792
Deerfield Corr Fac (ITF)	13 2.2%	73 12.4%	92 15.6%	74 12.5%	94 15.9%	79 13.4%	74 12.5%	46 7.8%	28 4.7%	10 1.7%	5 0.8%	1 0.2%	1 0.2%		37	37.4	590
Earnest C. Brooks Corr Fac (LRF)	11 1.6%	88 13.2%	143 21.4%	97 14.5%	101 15.1%	73 10.9%	64 9.6%	49 7.3%	26 3.9%	12 1.8%	3 0.4%	1 0.1%		1 0.1%	34	36.0	669
Egeler Reception & Guid (RGC)	59 9.4%	93 14.9%	104 16.6%	81 12.9%	90 14.4%	81 12.9%	50 8.0%	30 4.8%	13 2.1%	8 1.3%	5 0.8%	7 1.1%	3 0.5%	2 0.3%	33	34.5	626
Female Camps (FCP)	8 1.6%	86 17.1%	135 26.8%	106 21.0%	78 15.5%	59 11.7%	20 4.0%	11 2.2%	1 0.2%						30	31.7	504
Female Elec. Monitoring (FEM)			1 33.3%			1 33.3%	1 33.3%								44	40.0	3
Florence Crane Corr Fac (ACF)	2 0.5%	29 7.7%	42 11.2%	54 14.4%	56 14.9%	53 14.1%	63 16.8%	41 10.9%	20 5.3%	11 2.9%	3 0.8%	2 0.5%			40	40.1	376
G. Robert Cotton Corr (JCF)	14 1.6%	107 12.4%	120 13.9%	94 10.9%	137 15.9%	131 15.2%	89 10.3%	91 10.5%	43 5.0%	18 2.1%	13 1.5%	4 0.5%	1 0.1%	2 0.2%	38	38.4	864
Gus Harrison Corr Fac (ARF)	19 3.2%	65 11.1%	69 11.8%	75 12.8%	94 16.0%	78 13.3%	82 14.0%	58 9.9%	29 4.9%	13 2.2%	4 0.7%		1 0.2%		38	38.4	587
Hiawatha Corr Fac (HTF)	10 2.0%	42 8.2%	78 15.3%	92 18.0%	82 16.0%	81 15.9%	68 13.3%	34 6.7%	13 2.5%	9 1.8%	1 0.2%	1 0.2%			36	37.3	511
Huron Valley Men's Corr (HVM)	4 1.4%	26 9.2%	56 19.7%	45 15.8%	31 10.9%	38 13.4%	36 12.7%	24 8.5%	11 3.9%	5 1.8%	4 1.4%	3 1.1%	1 0.4%		36	38.0	284
Huron Valley Women's Corr (WHV)	5 1.2%	28 6.8%	42 10.2%	66 16.0%	74 18.0%	71 17.2%	64 15.5%	32 7.8%	12 2.9%	9 2.2%	5 1.2%	3 0.7%		1 0.2%	38	39.2	412
Ionia Max Corr Fac (ICF)	4 1.1%	32 8.7%	62 16.8%	58 15.8%	64 17.4%	56 15.2%	34 9.2%	27 7.3%	12 3.3%	11 3.0%	5 1.4%	2 0.5%	1 0.3%		37	38.1	368
Kinross Corr Fac (KCF)	14 1.5%	72 7.5%	155 16.2%	166 17.3%	167 17.4%	149 15.6%	119 12.4%	65 6.8%	30 3.1%	13 1.4%	6 0.6%	2 0.2%			36	37.3	958
Lakeland Corr Fac (LCF)	10 1.4%	48 6.7%	85 11.9%	96 13.4%	122 17.1%	104 14.5%	83 11.6%	69 9.7%	51 7.1%	28 3.9%	9 1.3%	6 0.8%	3 0.4%	1 0.1%	39	40.5	715
Macomb Corr Fac (MRF)	11 1.6%	82 11.7%	95 13.6%	106 15.1%	109 15.6%	102 14.6%	78 11.1%	57 8.1%	40 5.7%	14 2.0%	6 0.9%				37	37.7	700
Male Camps (CMP)	14 1.4%	152 15.0%	242 23.9%	177 17.5%	188 18.6%	120 11.8%	76 7.5%	23 2.3%	18 1.8%	2 0.2%	1 0.1%				32	33.4	1,013

C3C Age Breakdown of Non-White Prisoner Population by Location as of December 2007

Page 2 of 2

C - 80

INSTITUTION	< 20	20-24	25-29	30-34	35-39	40-44	45-49	50-54	55-59	60-64	65-69	70-74	75-79	80+	MED AGE	AVG AGE	COUNT
Male Elec. Monitoring (MEM)		1 8.3%	1 8.3%		1 8.3%		7 58.3%		2 16.7%						47.5	44.3	12
Marquette Branch Prison (MBP)	11 1.5%	94 12.7%	134 18.0%	112 15.1%	114 15.3%	95 12.8%	83 11.2%	55 7.4%	28 3.8%	14 1.9%	3 0.4%				36	36.5	743
Michigan Reformatory (RMI)	15 2.3%	89 13.6%	97 14.8%	94 14.3%	99 15.1%	89 13.6%	70 10.7%	56 8.5%	33 5.0%	11 1.7%	2 0.3%	1 0.2%			36	36.9	656
Mid-Mich Corr Fac (STF)	3 0.6%	54 10.0%	87 16.1%	79 14.6%	98 18.1%	87 16.1%	61 11.3%	34 6.3%	25 4.6%	8 1.5%	2 0.4%	2 0.4%			37	37.6	540
Mound Corr Fac (NRF)	16 2.1%	65 8.4%	111 14.4%	126 16.3%	153 19.8%	113 14.6%	76 9.8%	65 8.4%	23 3.0%	13 1.7%	5 0.6%	4 0.5%	3 0.4%		37	37.7	773
Muskegon Corr Fac (MCF)	10 1.4%	50 6.9%	87 12.0%	105 14.5%	115 15.9%	103 14.2%	111 15.3%	67 9.2%	55 7.6%	18 2.5%	3 0.4%	1 0.1%			39	39.7	725
Newberry Corr Fac (NCF)	17 2.5%	89 13.3%	155 23.2%	105 15.7%	91 13.6%	75 11.2%	60 9.0%	47 7.0%	20 3.0%	8 1.2%					33	34.8	667
Oaks Corr Fac (ECF)	9 1.4%	131 20.8%	164 26.1%	96 15.3%	87 13.8%	58 9.2%	48 7.6%	23 3.7%	9 1.4%	3 0.5%	1 0.2%				30	32.4	629
Ojibway Corr Fac (OCF)	12 2.0%	74 12.1%	121 19.8%	93 15.2%	99 16.2%	90 14.7%	63 10.3%	31 5.1%	18 2.9%	8 1.3%	2 0.3%	1 0.2%			35	35.6	612
Parnall Corr Fac (SMT)	4 0.6%	58 8.2%	100 14.1%	95 13.4%	124 17.5%	116 16.3%	87 12.3%	61 8.6%	46 6.5%	10 1.4%	4 0.6%	3 0.4%	1 0.1%	1 0.1%	38.5	38.9	710
Parr Highway Corr Fac (ATF)	8 1.4%	49 8.5%	74 12.8%	102 17.7%	101 17.5%	89 15.4%	66 11.4%	50 8.7%	22 3.8%	10 1.7%	2 0.3%	2 0.3%	2 0.3%		37	38.1	577
Pine River Corr Fac (SPR)	13 2.3%	69 12.0%	95 16.5%	98 17.0%	78 13.5%	101 17.5%	50 8.7%	38 6.6%	24 4.2%	7 1.2%	3 0.5%				35	36.3	576
Pugsley Corr Fac (MPF)	7 1.5%	54 11.2%	83 17.3%	90 18.7%	76 15.8%	72 15.0%	52 10.8%	31 6.4%	8 1.7%	7 1.5%	1 0.2%				35	35.9	481
Rich. A. Handlon Corr Fac (MTU)	39 6.3%	201 32.3%	148 23.8%	52 8.3%	50 8.0%	40 6.4%	42 6.7%	20 3.2%	19 3.0%	8 1.3%	1 0.2%	3 0.5%			26	30.7	623
Robert Scott Corr Fac (SCF)	10 2.4%	41 9.8%	64 15.2%	72 17.1%	58 13.8%	82 19.5%	38 9.0%	36 8.6%	11 2.6%	5 1.2%	2 0.5%	1 0.2%			36	36.8	420
Ryan Corr Fac (RRF)	9 1.2%	48 6.3%	81 10.6%	112 14.6%	144 18.8%	112 14.6%	86 11.2%	83 10.8%	45 5.9%	25 3.3%	17 2.2%	3 0.4%		1 0.1%	39	40.3	766
Saginaw Corr Fac (SRF)	28 3.3%	151 17.6%	144 16.8%	145 16.9%	134 15.7%	99 11.6%	65 7.6%	52 6.1%	26 3.0%	8 0.9%	3 0.4%		1 0.1%		33	34.5	856
St. Louis Corr Fac (SLF)	22 2.6%	196 23.3%	205 24.4%	140 16.7%	95 11.3%	68 8.1%	68 8.1%	25 3.0%	10 1.2%	10 1.2%	1 0.1%				29	31.9	840
Standish Max Corr Fac (SMF)	12 3.5%	58 16.9%	62 18.0%	58 16.9%	46 13.4%	41 11.9%	39 11.3%	17 4.9%	7 2.0%	4 1.2%					32.5	34.2	344
Straits Corr Fac (KTF)	12 1.8%	95 14.3%	130 19.6%	102 15.4%	101 15.2%	87 13.1%	60 9.0%	40 6.0%	22 3.3%	10 1.5%	3 0.5%	1 0.2%			34	35.4	663
Thumb Corr Fac (TCF)	190 28.9%	77 11.7%	62 9.4%	58 8.8%	63 9.6%	57 8.7%	45 6.8%	46 7.0%	36 5.5%	18 2.7%	3 0.5%	2 0.3%	1 0.2%		29.5	32.4	658
West Shoreline Corr Fac (MTF)	4 0.9%	36 8.3%	65 15.0%	72 16.7%	70 16.2%	69 16.0%	46 10.6%	31 7.2%	19 4.4%	7 1.6%	10 2.3%		1 0.2%	2 0.5%	37.5	38.5	432
Total	730 2.7%	3,483 12.8%	4,780 17.5%	4,235 15.5%	4,204 15.4%	3,612 13.2%	2,776 10.2%	1,830 6.7%	984 3.6%	430 1.6%	154 0.6%	60 0.2%	21 0.1%	12 0.0%	35	36.1	27,311

SOURCE: Corrections Management Information System (CMIS).

C4 2007 Prisoner Movement Summary: Institutions and Camps Only

INTAKE

New Court Commitment.....	5,358
Probation Violator (Technical or New Sentence).....	3,357
Parole Violator New Sentence	1,995
Escaper New Sentence	4
TOTAL	10,714

EXIT

Movement to Parole	12,307
Release to Court on Writ	3,946
Transfer to Community Residential Programs	131
Discharge from Sentence	1,710
Temporarily Housed at a County Jail	0
Death.....	117
Release to Mental Health Hospital or Criminal Justice Agency.....	5
Escape	4
TOTAL	18,220

RETURN

Return from Court <i>without</i> Additional Sentence	2,470
Technical Parole Violator Return	2,100
Return from Escape from Community Residential Programs	18
Return from Court <i>with</i> Additional Sentence Imposed	1,136
Return from County Jail	0
Direct Return from Community Residential Programs	11
Return While on Parole Status	514
Return from Mental Health Hospital or Criminal Justice Agency.....	3
Return from Escape from Institution, Camp, SAI-Prison, TRV, or non-DOC location	3
TOTAL	6,255

2007 Institution and Camp Population Change = - 1,251
 (INTAKE - EXIT + RETURN = POPULATION CHANGE)

NOTE: Includes institution, camp, and SAI-Prison movements.
 Only movements affecting the total population count are shown (e.g., excludes movements between institutions, and temporary movements to/from hospitals).

SOURCE: Corrections Management Information System (CMIS).

C5 Escapes from Secure DOC Custody

Calendar Years 2000 - 2007

Escapes from secure DOC custody include any and all escapes from:

- CFA institutions and camps.
- CFA custody (i.e., while under CFA control, such as while in transit or hospitalized).
- Special Alternative Incarceration (SAI boot camp for prisoners and probationers).
- Technical Rule Violator (TRV) Centers for CRP & parole violators.

Escapes from Secure DOC Custody
Calendar Years 2000 - 2007

	2000	2001	2002	2003	2004	2005	2006	2007
CFA	7	5	3	4	2	6	4	4
SAI	3	0	0	0	0	0	1	0
TRV	2	3	2	1	2	0	0	0
TOTALS	12	8	5	5	4	6	5	4

Source: Corrections Management Information System (CMIS)

Parole Board



This section summarizes 2007 data on offender movement to parole, and Parole Board activity and decisions. It also examines the parole outcomes of offenders who paroled in 1998-2004.

Table D shows the total number of prisoner movements to parole each year from 1993 through 2007.

Table D1 compares 2007 Parole Board activity and decisions to that of the previous twenty years. Table D1a provides more detail regarding the 2007 activity of the Parole Board.

The D3 table in this report was the product of work to re-engineer the tracking of offender outcomes following parole. The new effort began with tracking outcomes for a standardized two years (shorter only in the event of return to prison as a failure). This has since been extended to a standardized follow-up period of three years to meet legislative reporting requirements thus eliminating the D2 Table. The table shows outcomes for several annual parole release cohorts to enable comparisons over time.

The D3 table represents a change from what was reported on this subject in annual MDOC Statistical Reports prior to 2005; so further explanation is warranted. The genesis of the Michigan Prisoner Reentry Initiative (MRPI) – discussed in Section G – required a re-engineering of the old parole outcomes analysis methodology.

The past table format was based on very old computer programming that tracked outcomes only until the parole terms expired. So, there were no controls on time at risk of failure in the tables because parole terms ranged from as short as a couple of months for parole-to-max cases to as long as four years for paroled lifers, while the most common parole terms are 18 to 24 months. Outcomes subsequent to the expiration of the parole terms were not reflected in the data.

The old production analysis that was generated by the data system for parole outcomes also provided only statewide results and could not be analyzed in greater depth than was present in the report tables. As the MPRI began to be planned and implemented, it quickly became apparent that a more robust method of outcome tracking would be needed. And that a bridge to the past would also be needed to enable new annual parole cohorts to be compared to older release years using a consistent methodology.

Calendar year 1998 was established as the baseline parole release year of the analysis for comparison with the outcomes of future annual parole cohorts. Calendar 1998 was selected as the baseline year because it was the most recent year that would provide a full four years of potential follow-up for an entire cohort year before the follow-up periods would reach

into calendar year 2003 when the MPRI initiative began.

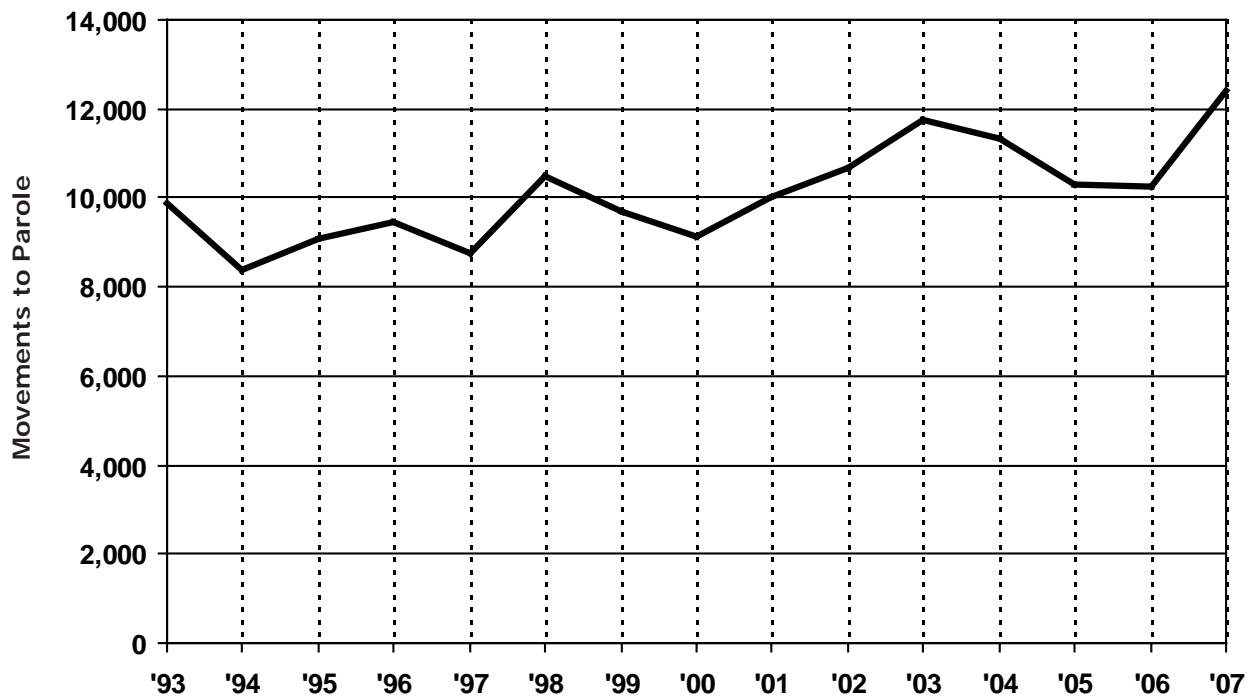
As can be seen from Table D3, the current primary definition of failure continues to be return to prison as either a parole violator technical return or with a new sentence (although the latter can now occur after the parole term expired).

The D3 table also shows offenders who were on parole absconder status at the end of the follow-up period. While on absconder status, parolees are obviously not succeeding at that point; but it is also important to note that they are not automatically headed back to prison. The determining factor in the disposition of a parole absconder is an assessment of offender risk. When risk is determined to be low (such as when an absconder is still employed and generally following parole rules, but failed to report), then the parole agent may continue to work with the case and impose local sanctions, possibly increase supervision of the case, and engage the community in service delivery designed to intervene in the behavior that led to the abscond and enable the absconder to become a successful parolee.

In the future, the Department will be working to gather data to expand the outcomes definition to include additional measures of re-offending such as arrests and convictions.

D Annual Movements to Parole
Calendar Years 1993 - 2007

Year	Movement to Parole	Numerical Change	Percent Change
1993	9,881	---	---
1994	8,370	(1,511)	(15.3)
1995	9,078	708	8.5
1996	9,465	387	4.3
1997	8,758	(707)	(7.5)
1998	10,506	1,748	20.0
1999	9,682	(824)	(7.8)
2000	9,133	(549)	(5.7)
2001	10,001	868	9.5
2002	10,697	696	7.0
2003	11,752	1,055	9.9
2004	11,344	(408)	(3.5)
2005	10,284	(1,060)	(9.3)
2006	10,240	(44)	(0.4)
2007	12,429	2,189	21.4



SOURCE: Corrections Management Information System (CMIS).

D1 Parole Board Activity

Calendar Years 1987 - 2007

Year	Interviews	Paroles Without Interview	Total Paroles Ordered	Parole Denials	Parole Violation Continuances	Actual Movement to Parole
1987	8,987	1,753	5,975	4,096	897	4,491
1988	8,815	2,057	7,310	3,880	972	5,676
1989	8,199	2,495	8,713	4,412	1,173	7,385
1990	11,433	3,164	10,748	5,004	1,424	8,895
1991	11,701	3,077	10,042	5,511	1,360	9,300
1992	9,624	3,360	11,854	7,553	1,602	9,240
1993	9,974	2,133	11,177	6,486	1,908	9,881
1994	10,884	1,879	9,795	7,262	1,952	8,370
1995	13,119	1,988	9,678	7,923	2,050	9,078
1996	15,288	2,235	10,306	7,480	2,228	9,465
1997	14,011	2,554	9,751	7,898	2,480	8,758
1998	13,814	2,837	10,366	9,845	2,675	10,506
1999	13,665	2,578	10,775	10,151	3,173	9,682
2000	19,445	2,116	10,479	11,664	2,942	9,133
2001	19,958	2,428	10,874	11,936	2,807	10,001
2002	21,106	1,766	11,736	12,533	2,921	10,697
2003	22,280	1,539	12,902	11,892	1,436	11,752
2004	22,131	1,412	12,391	11,669	1,891	11,344
2005	21,038	1,180	12,104	10,023	1,864	10,284
2006	22,784	858	11,807	10,983	1,913	10,240
2007	24,896	941	12,930	11,690	1,444	12,429

SOURCE: Corrections Management Information System (CMIS)

D1a 2007 Parole Board Action

Total Actions – 34,061

<i>Code/Title</i>	<i>Number</i>
PAROLES AND REINSTATEMENTS	
60 Reinstatement on Parole	141
61 Regular Parole	3,836
62 Parole in Custody	651
64 Special Parole	101
67 Reparoled on Same Term	302
69 SAI Parole*	768
70 Michigan Prisoner ReEntry Intake (MPRI)	6,190
76 Paroled Without Interview	941
Total	12,930
SERVICE CONTINUED	
19 Technical Violation Sustained	1,444
29 Risk to Community	11,693
Total	13,137
DISPOSITION DEFERRED	
42 Current Psychiatric Report	1,785
46 Further Discussion	1
47 Mentally Ill Offender Reentry Plan	436
48 Satisfactory Placement	250
Total	2,472

<i>Code/Title</i>	<i>Number</i>
OTHER ACTION	
18 Board Referred to List	1,869
35 Board Denied Special	27
38 Rescinded Parole	2,150
39 Suspended Parole	660
81 Spec. Consideration Interview	78
84 RGT Recommended by Warden	3
92 Lifer Law Interview	317
93 Murder First Interview	416
96 LID Removed from Category	1
99 Commutation Conversion to Lifer Law	1
Total	5,522

*SAI paroles are not subject to Parole Board review.
 SOURCE: Corrections Management Information System (CMIS)

D3 Three-Year Follow-Up Outcomes of Offenders Who Paroled in 1998 to 2004 by Year (Flat Three-Year Follow-Up Regardless of Parole Status)

YEAR	TOTAL CASES ¹	SUCCESS			FAILURE				BY PERCENT TO TOTAL				
		Total	Still on Parole ²	Dis-charged	Total	Absconds ³	Technical Violators ⁴	New Sentence	Total Success	Total Failure	Absconds	Technical Violators	New Sentence
1998	10,054	5,016	351	4,665	5,038	438	2,983	1,617	49.9	50.1	4.4	29.7	16.1
1999	9,275	4,736	329	4,407	4,539	370	2,795	1,374	51.1	48.9	4.0	30.1	14.8
2000	8,709	4,534	426	4,108	4,175	387	2,362	1,426	52.1	47.9	4.4	27.1	16.4
2001	9,591	4,958	482	4,476	4,633	618	2,356	1,659	51.7	48.3	6.4	24.6	17.3
2002	10,254	5,300	589	4,711	4,954	926	2,159	1,869	51.7	48.3	9.0	21.1	18.2
2003	11,207	5,787	630	5,157	5,420	1,035	2,290	2,095	51.6	48.4	9.2	20.4	18.7
2004	10,818	5,471	705	4,766	5,347	936	2,262	2,149	50.6	49.4	8.7	20.9	19.9

D - 5

¹Follow-up includes three years from parole for prisoners paroled to Michigan counties

²Still on Parole status after three years from parole; either parole term given is longer than three years or parole term extended

³On Abscond status after three years from parole

⁴If a prisoner returned as a Technical Violator but also received a New Sentence within three years of parole without reparing, the case is counted only in the New Sentence column

Probation and Parole Supervision



This section contains data and information regarding the supervision programs for probationers and parolees within the Department's Field Operations Administration (FOA).

FOA is responsible for the supervision of all adult felons on probation and parole. Selected parolees and probationers are also supervised on electronic monitoring.

FOA is also responsible for the Tuscola Residential ReEntry Program. This program assists parolees with housing, employment, substance abuse treatment, and other adjustment problems. It falls under the umbrella of the Michigan Prison ReEntry Program (MPRI), a collaborative effort between the Michigan Department of Corrections and the departments of Community Health, Labor and Economic Growth, Human Services, and numerous community partners.

Field operations are administered through Regional and Area offices (see map). The Metropolitan Region covers Wayne, Oakland, Macomb, and Washtenaw counties; and the Outstate Region covers the rest of the lower peninsula and all of the upper peninsula.

Table E1 shows the number of parolees returned to prison for technical violations and new sentences, broken down by gender and year. Table E1 also shows the number of parole revocation hearings held each year.

Table E2 presents breakdowns of Field Operations *personnel* by type of offender supervised and by employee job classification. Table E2 also displays a breakdown of Field Operations *funds* by type of offender supervised.

Table E3 shows the distribution of investigations conducted by type, and a breakdown of the average

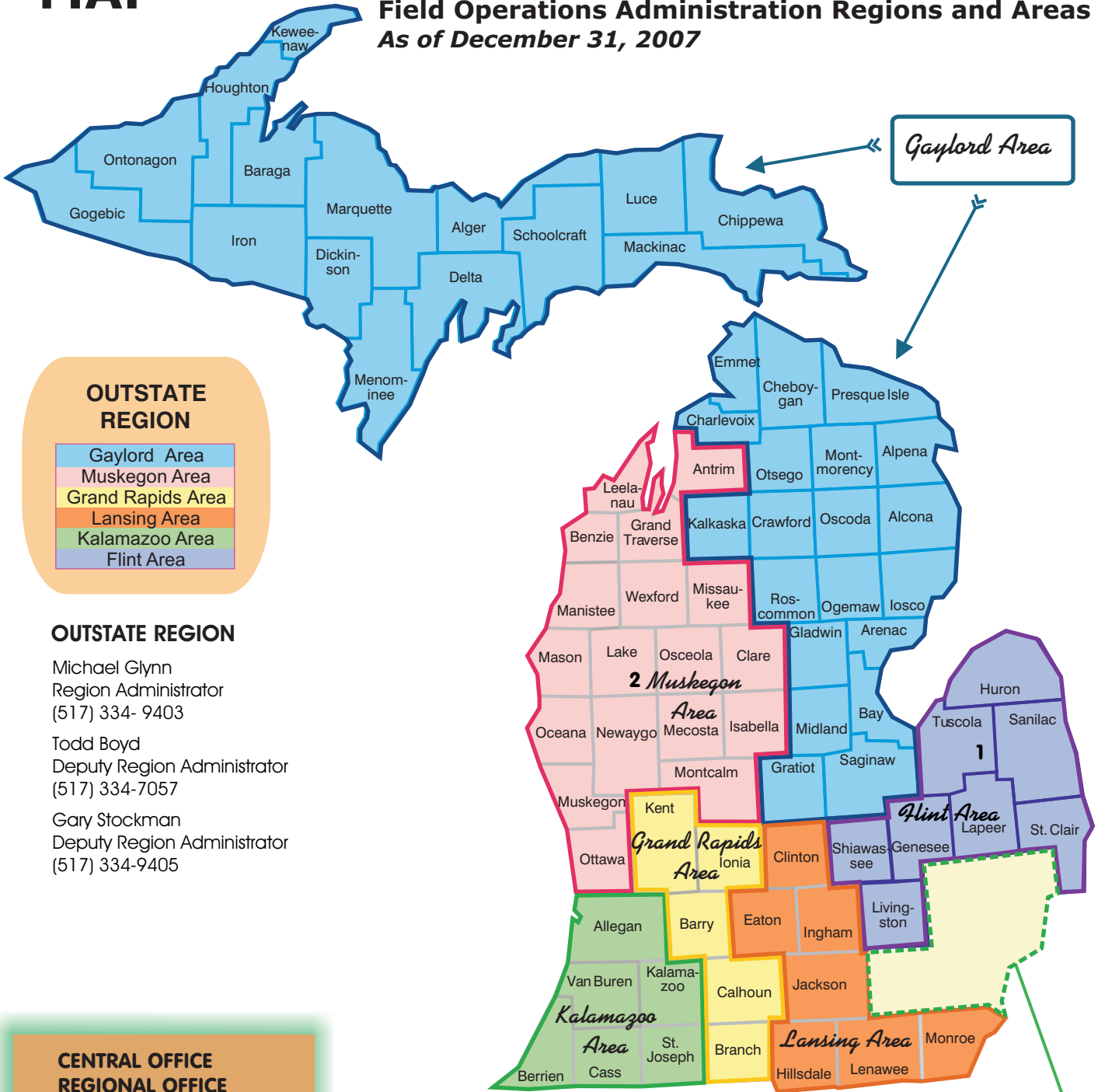
number of offenders supervised by type. Workloads in 2007 remained constant from the previous year. The average agent workload was 94.3 to 1 in 2007.

Table E4 displays the number of pre-sentence investigations conducted each year for the last ten years.

Tables E5 and E6 show the average number of parolees and probationers under supervision for the last ten years.

MAP

Michigan Department of Corrections Field Operations Administration Regions and Areas As of December 31, 2007



OUTSTATE REGION

- Gaylord Area
- Muskegon Area
- Grand Rapids Area
- Lansing Area
- Kalamazoo Area
- Flint Area

OUTSTATE REGION

Michael Glynn
Region Administrator
(517) 334-9403

Todd Boyd
Deputy Region Administrator
(517) 334-7057

Gary Stockman
Deputy Region Administrator
(517) 334-9405

CENTRAL OFFICE
REGIONAL OFFICE
AREA OFFICE
CORRECTIONS CENTER
Grand Rapids/YGR

1. Tuscola Residential ReEntry Program
2. Lake County Residential ReEntry Program

METROPOLITAN REGION

Dinah Moore
Region Administrator
(313) 456-4506

Michael Alexander
Deputy Region Administrator
(313) 456-4502

Adrian Green
Deputy Region Administrator
(313) 456-4502

METROPOLITAN REGION

Northeastern Area
Lawton Area
Special Programs Area
Western Area
Central Area
Northwestern Area



Source: Field Operations Administration

E1 Violations of Parole Supervision 1998 - 2007

TECHNICAL VIOLATOR RETURNS
(Includes Returns from Out-of-State)

Date	Male	Female	Total
1998	2,892	218	3,110
1999	2,958	228	3,186
2000	2,869	242	3,111
2001	2,977	259	3,236
2002	3,030	259	3,289
2003	1,985	176	2,161
2004	2,763	250	3,013
2005	2,712	148	2,860
2006	2,968	189	3,157
2007	1,976	124	2,100

NEW SENTENCE RETURNS

Date	Male	Female	Total
1998	1,281	64	1,345
1999	1,202	57	1,259
2000	1,100	66	1,166
2001	1,131	64	1,195
2002	1,350	91	1,441
2003	1,563	81	1,644
2004	1,717	85	1,802
2005	1,779	97	1,876
2006	1,910	110	2,020
2007	1,890	105	1,995

PAROLE REVOCATION HEARINGS

Date	Total
1998	562
1999	718
2000	659
2001	796
2002	999
2003	572
2004	650
2005	869
2006	1,283
2007	1,159

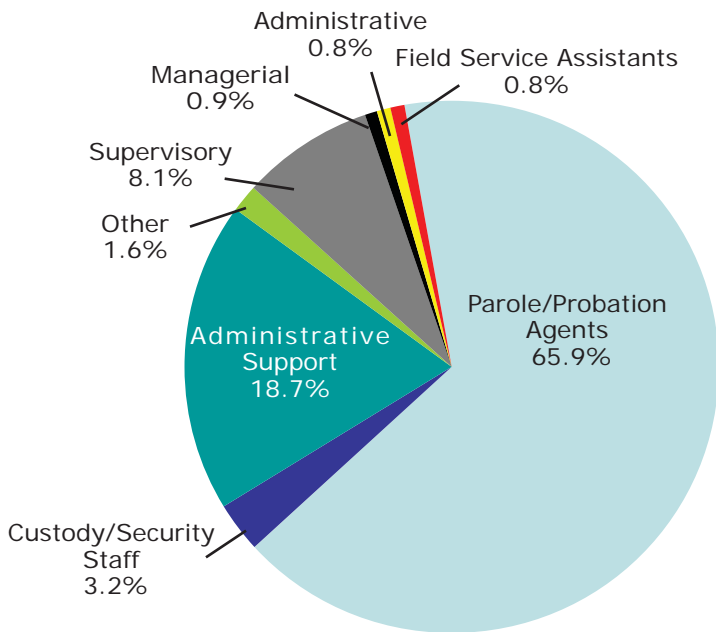
E-3

SOURCES: Corrections Management Information System (CMIS) and Field Operations Administration

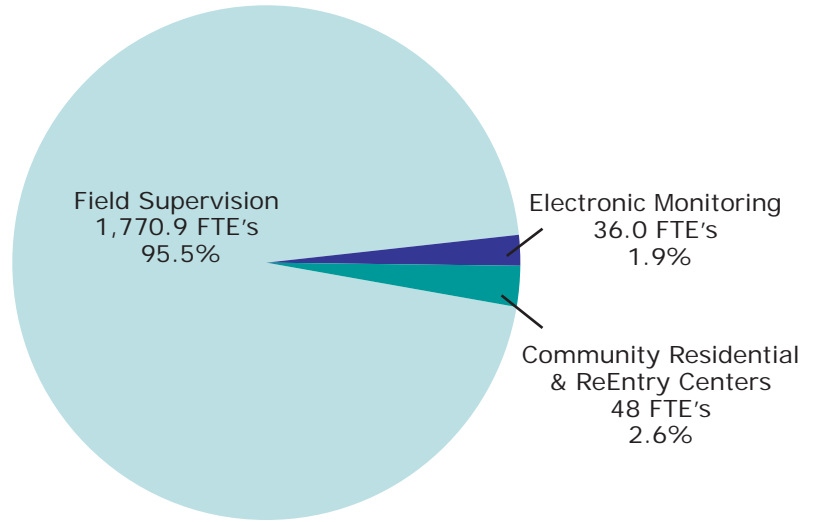
E2 2007 Personnel and Funds Distribution

TOTAL FTE's = 1,854.9

PERSONNEL (FUNCTIONS)

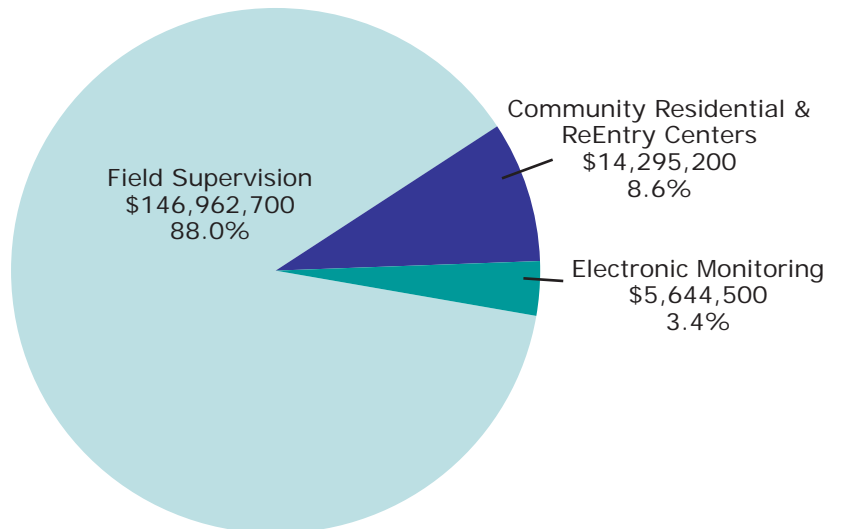


PERSONNEL (CLASSIFICATION)



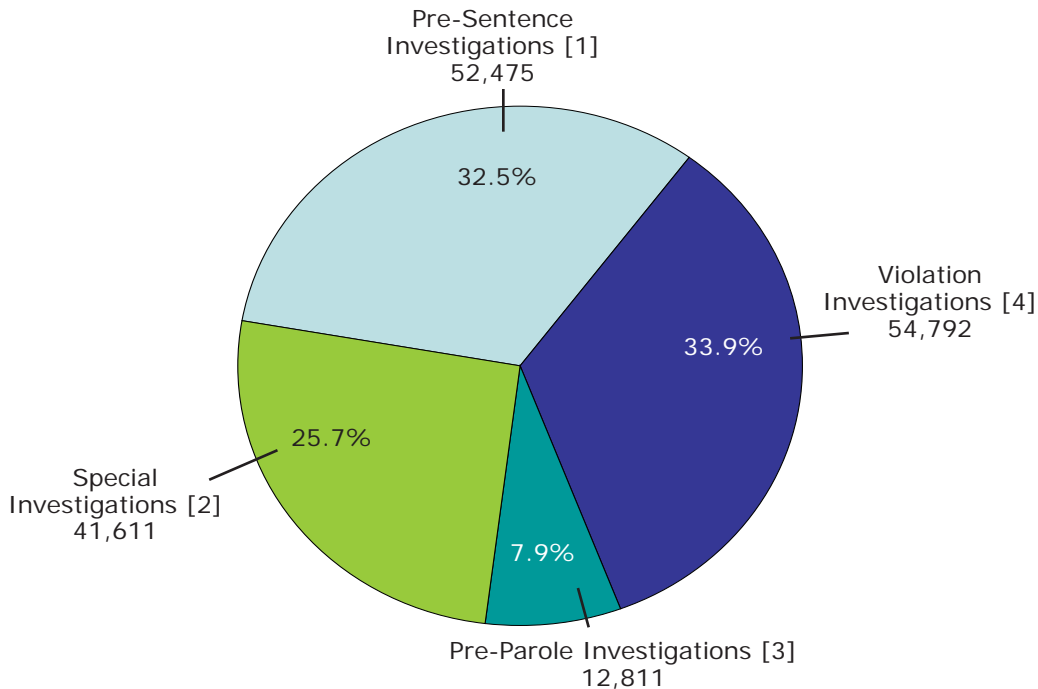
FUNDS

TOTAL FUNDS = \$166,902,400



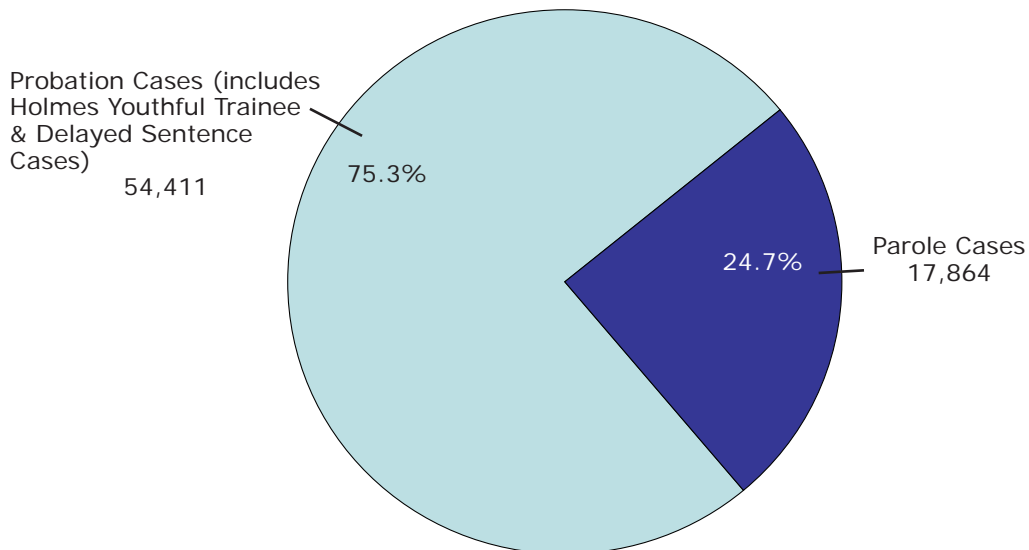
Source: Field Operations Administration

E3 2007 Work Distribution



INVESTIGATIONS = 161,689

- [1] PRE-SENTENCE INVESTIGATIONS: in-depth analysis of the individual and circumstances of the offense.
- [2] SPECIAL INVESTIGATIONS: assignments completed at the request of the Governor, other states, the parole board, or the court.
- [3] PRE-PAROLE INVESTIGATIONS: prior to inmate release, living arrangements and job placement are investigated.
- [4] VIOLATION INVESTIGATIONS: reports prepared following a parole or probation violation.



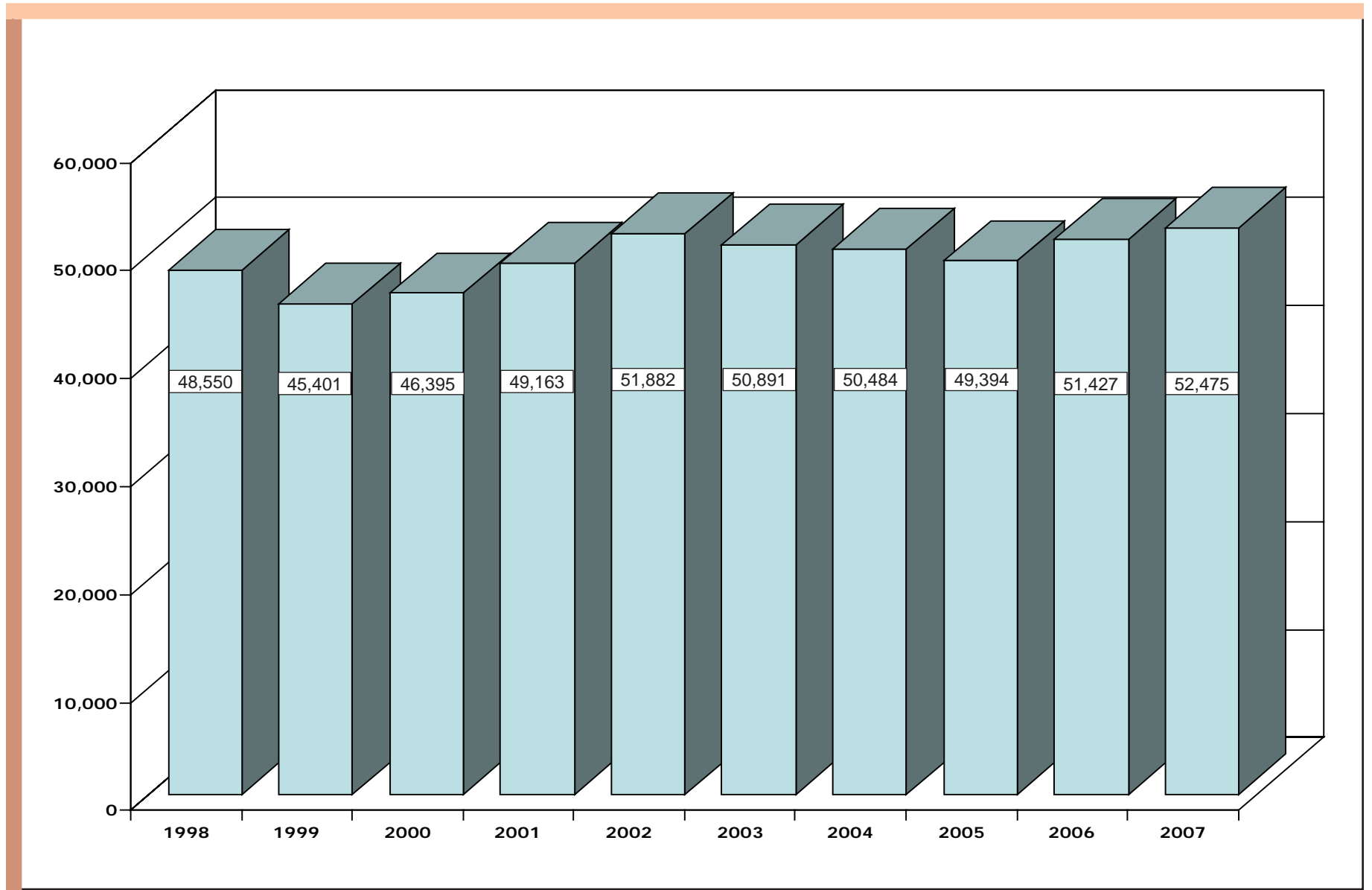
SUPERVISION - AVERAGE NUMBER OF OFFENDERS SUPERVISED = 72,275

Supervision is the process in which parole or probation agents work with offenders who are under the jurisdiction of the Department of Corrections (parole) or the jurisdiction of the Courts (probation, Holmes Youthful Trainee, and delayed sentences). The case numbers in the chart represent the average number of cases under supervision during the year.

Source: Field Operations Administration

E4 Total Number of Pre-Sentence Investigations 1998 - 2007

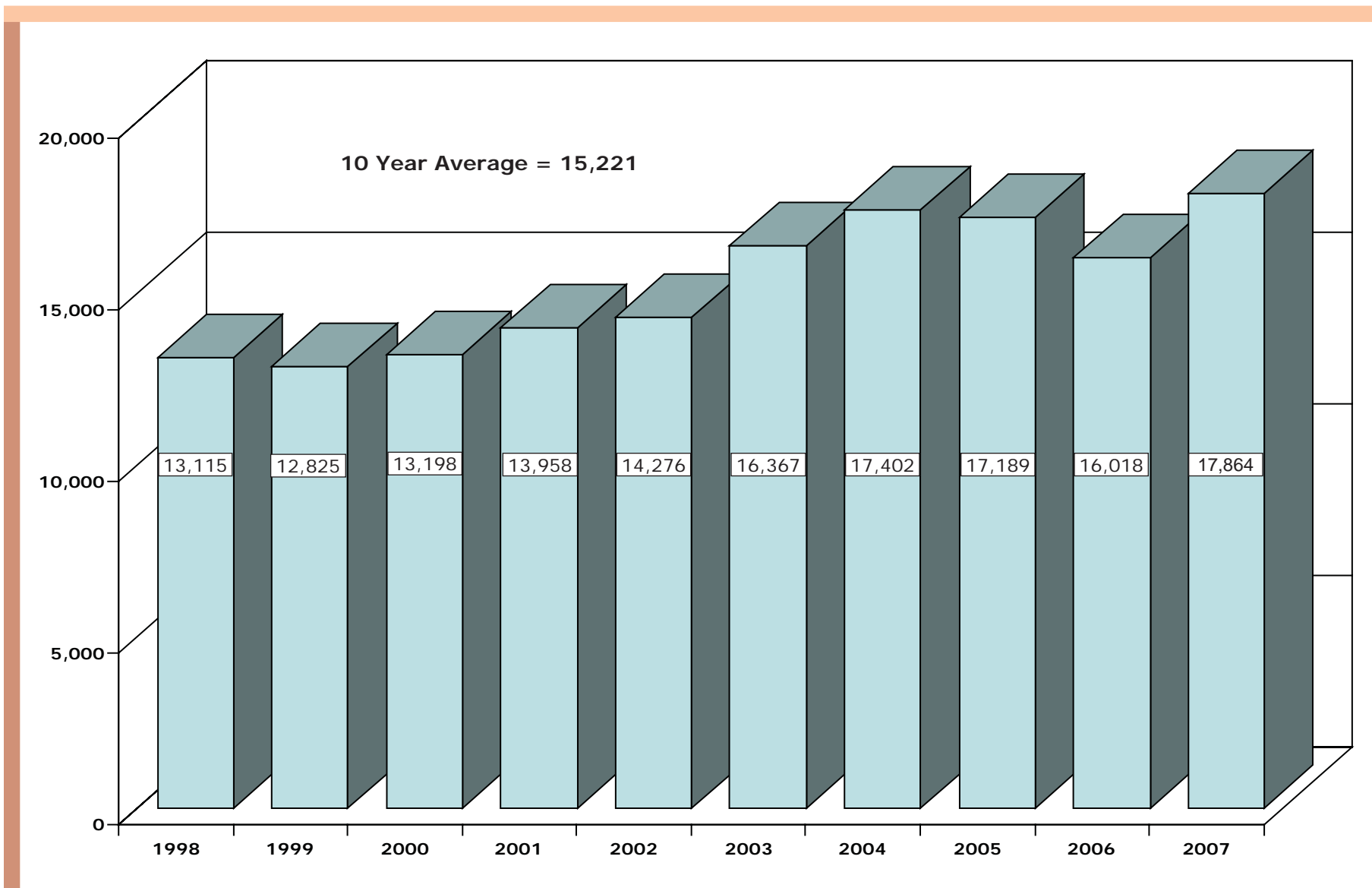
E - 6



Source: Field Operations Administration

E5 Average Number of Parolees Supervised 1998 - 2007

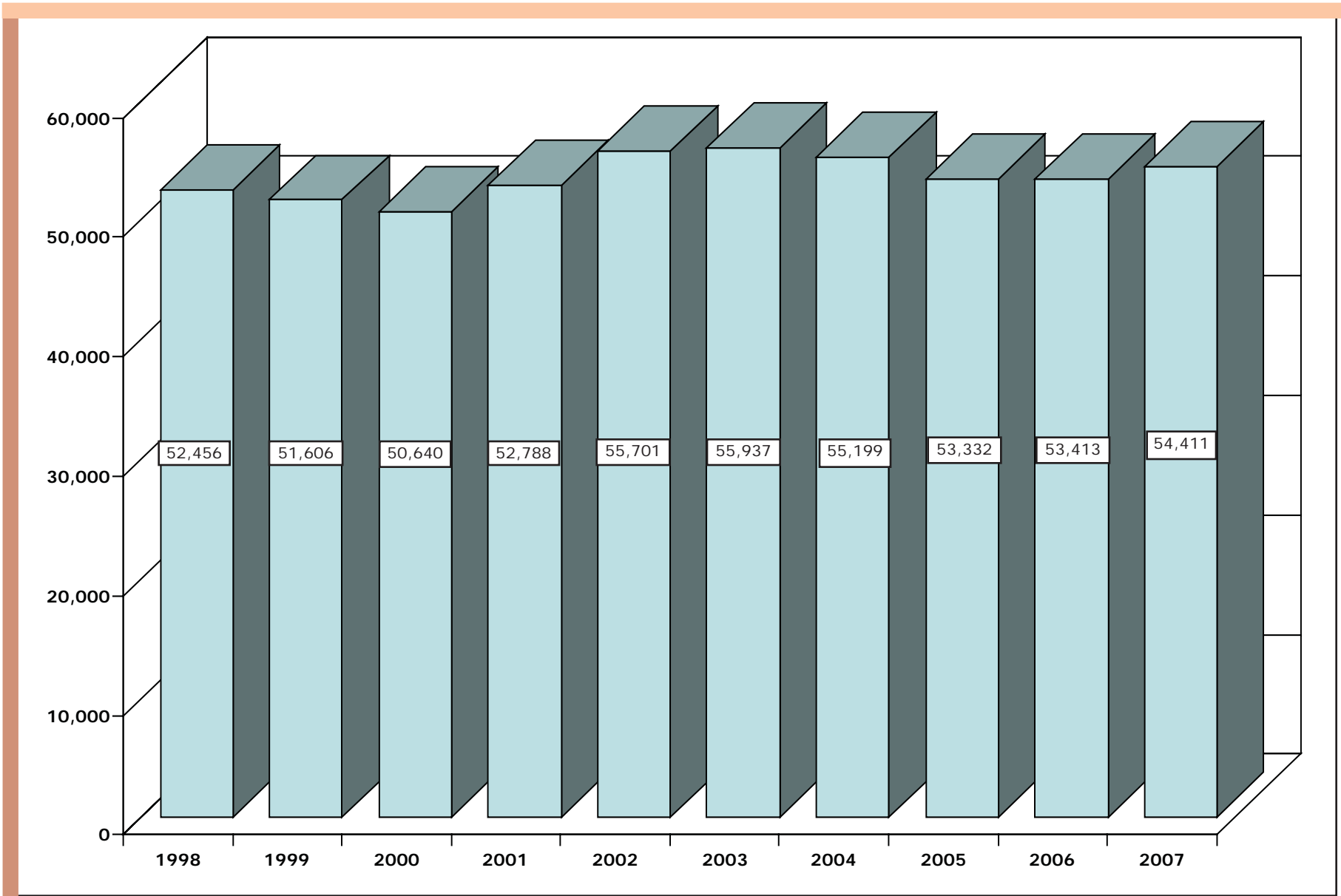
E - 7



Source: Field Operations Administration

E6 Average Number of Probationers Supervised 1998 - 2007 (Includes Holmes Youthful Trainees and Delayed Sentences)

E - 8



Source: Field Operations Administration

Department Operations



This section contains data and information about a variety of Departmental programs and administrative functions, operations and services.

There are four subsections.

- *Prisoner Program, Misconduct and Litigation Statistics*
- *Bureau of Correctional Industries*
- *Bureau of Health Care Services*
- *Department Expenditures and Personnel Summaries*



Prisoner Program, Misconduct and Litigation Statistics

Table F1 provides statistics regarding prisoner participation in religious services broken down by faith preference.

The number of prisoners enrolled in academic and vocational programs is represented in Table F2. The education statistical reporting format was revised in 2005. The year-to-date (YTD) figures represent cumulative totals for FY 2006-2007, while the enrollment figures are based on numbers enrolled during the month of September 2007.

Table F3 shows the number and disposition of misconduct charges, by location, that were issued against prisoners in 2007.

Table F4 is a summary of the number of lawsuits filed against the Department, by category and year (2004-2007).

F1 2007 Prisoner Faith Preferences

This table represents the number of approved religions in the MDOC facilities and the number of prisoners claiming each as their religious preference.

Faith Preference	Number of Participants	Percent
Atheism	41	0.1%
Buddhism	876	1.7%
Catholicism	5,252	10.5%
Church of Scientology	51	0.1%
Hare Krishna	8	0.0%
Jehovah Witnesses	768	1.5%
Judaism	825	1.6%
Melanic	1	0.0%
Moorish Science Temple	2,930	5.8%
Muslim	1,911	3.8%
Nation of Islam	2,357	4.7%
Native American Traditional Ways	1,093	2.2%
No Preference	5,933	11.8%
Other Faiths/Religion	1,737	3.5%
Protestantism	25,152	50.1%
Seventh Day Adventism	411	0.8%
Unknown Faith	815	1.6%
All Other Religions	42	0.1%
Total	50,203	100.0%

Note: Faith programming varies among the different facilities depending on population and classification levels.

Source: Corrections Management Information System (CMIS)

F2 Institutional Education Program Statistics, FY 2006 - FY 2007

FACILITY	SCHOOL	GED EXAMS PASSED		Career & Technical Education (CTE)	CORE CTE PROGRAM COMPLETIONS		PRE RELEASE PROGRAM COMPLETIONS		# ENROLLED			
		Sept. 2007	YTD		Sept. 2007	YTD	Sept. 2007	YTD	ACA-DEMIG	SPEC. ED	PRE-REL.	CTE
LMF	Alger Max. Facility	1	15	0	0	0	0	0	40	0	0	0
AMF	Baraga Max. Fac.	10	52	0	0	0	0	99	1,640	0	16	13
IBC	Bellamy Creek	18	85	2	3	84	10	110	388	94	17	30
OTF	Boyer Road Corr.	0	25	3	1	172	0	125	104	0	16	74
LRF	Brooks Corr. Fac.	12	53	2	2	26	0	47	113	0	0	26
CDW	Camp Branch	0	18	0	0	0	0	0	61	0	0	0
CCU	Camp Cusino	3	22	0	0	0	12	121	81	0	360	0
CLE	Camp Lehman	5	29	0	0	0	35	191	192	0	0	0
CMQ	Camp Manistique	4	98	1	1	18	9	45	48	0	0	3
CVH	Camp Valley	0	9	0	0	0	0	0	0	0	0	0
CLW	Camp White Lake	3	11	0	0	0	0	0	22	0	0	0
DRF	Carson City Corr.	8	73	1	0	12	0	49	115	0	0	20
URF	Chippewa Corr. Fac.	7	40	3	1	65	1	118	155	0	34	70
JCS	Cooper Street Fac.	8	45	1	3	33	63	503	144	0	21	24
JCF	Cotton Corr. Fac.	3	37	1	4	35	0	0	275	56	0	56
ACF	Crane Corr. Fac.	2	37	2	3	44	0	140	193	0	16	54
ITF	Deerfield Corr. Fac.	0	71	5	3	98	0	0	311	0	26	59
ARF	Gus Harrison Corr.	4	38	2	4	62	0	79	184	0	27	64
MTU	Handlon Corr. Fac	5	117	6	5	133	18	137	288	2	0	137
HTF	Hiawatha Corr. Fac.	1	10	2	2	104	8	90	44	0	10	27
HVM	Huron Valley - Men	0	2	0	0	0	0	0	0	11	0	0
WHV	Huron Valley -	0	21	5	12	90	0	99	112	1	0	136
ICF	Ionia Max. Fac.	2	25	1	0	0	0	0	103	4	0	0
KCF	Kinross Corr. Fac.	2	9	10	20	164	0	53	28	0	12	200
LCF	Lakeland Corr. Fac.	5	56	2	0	11	11	64	178	0	11	30
MRF	Macomb Corr. Fac.	0	49	2	3	68	40	250	150	0	56	70
MBP	Marquette Branch	8	45	0	0	0	19	121	172	18	74	0
STF	Mid-Michigan Corr.	10	48	5	30	160	100	400	115	0	133	104
NRF	Mound Corr. Fac.	0	2	4	0	65	0	201	89	0	25	90
MCF	Muskegon Corr. Fac.	11	66	4	12	116	1	60	201	4	16	145
NCF	Newberry Corr. Fac.	11	103	1	3	89	13	72	440	0	12	45
ECF	Oaks Corr. Fac.	17	46	0	0	0	0	14	166	0	0	14
OCF	Ojibway Corr. Fac.	15	77	1	6	53	43	146	222	0	36	24
SMT	Parnall Corr.Fac.	5	54	3	1	81	9	200	230	0	0	65
ATF	Parr Highway	1	36	1	2	26	12	221	151	0	62	23
SPR	Pine River Corr. Fac.	24	121	2	4	57	48	144	221	0	0	44
MPF	Pugsley Corr. Fac.	3	33	2	7	41	22	241	60	0	31	47
RCF	Riverside Corr. Fac.	0	21	3	0	85	0	31	0	0	0	0
RRF	Ryan Corr. Fac.	0	18	3	6	44	24	354	182	0	24	51
SRF	Saginaw Corr. Fac.	5	83	2	2	71	8	383	307	0	10	36
SCF	Scott Corr. Fac.	10	55	3	6	31	7	107	190	3	7	94
JMF	Southern MI	1	51	4	4	169	0	94	0	0	0	0
SLF	St. Louis Corr. Fac.	2	81	1	9	107	0	0	190	0	10	48
SMF	Standish Max.	0	5	0	0	0	0	0	29	16	0	0
KTF	Straits Corr. Fac.	6	60	1	1	50	25	78	159	0	30	25
TCF	Thumb Corr. Fac.	11	130	4	29	146	0	0	95	92	0	84
MTF	West Shoreline	2	24	2	0	18	0	27	121	0	0	0
	TOTAL	245	2,206	97	189	2,628	538	5,214	8,309	301	1,092	2,032

NOTES: The enrollment numbers reflect prisoners enrolled in programming during the month of September 2007. YTD figures represent cumulative totals for FY 2006-2007. Numbers do not include male facilities without education programs or Field Operations Administration programs.

SOURCE: Office of Employment Readiness, Correctional Facilities Administration

F3 2007 Major Misconduct Statistics: Calendar Year Totals

Facility	Total Cases	Total Charges	Charges Not Guilty	Percent of Charges Not Guilty	Charges Dismissed	Percent of Charges Dismissed	Total Percent Not Guilty & Dismissed
Alger Max. Corr Fac (LMF)	2,631	2,793	31	1.1%	118	4.2%	5.3%
Baraga Max. Corr Fac (AMF)	2,250	2,576	66	2.6%	81	3.1%	5.7%
Bellamy Creek Corr Fac (IBC)	3,146	3,475	147	4.2%	85	2.4%	6.7%
Boyer Road Corr Fac (OTF)	671	739	86	11.6%	41	5.5%	17.2%
Brooks, Earnest C. Corr Fac (LRF)	1,790	2,040	163	8.0%	121	5.9%	13.9%
Carson City Corr Fac (DRF)	1,301	1,492	123	8.2%	43	2.9%	11.1%
CFA Camps	2,557	2,753	135	4.9%	80	2.9%	7.8%
Central Office - Lansing (COF)	1	1	0	0.0%	1	100.0%	100.0%
Chippewa Corr Fac (URF)	3,614	3,956	94	2.4%	183	4.6%	7.0%
Community Residential Programs	41	44	3	6.8%	0	0.0%	6.8%
Cooper Street Corr Fac (JCS)	1,056	1,203	162	13.5%	50	4.2%	17.6%
Cotton, G. Robert Corr Fac (JCF)	3,156	3,566	235	6.6%	122	3.4%	10.0%
Crane, Florence Corr Fac (ACF)	1,072	1,188	68	5.7%	32	2.7%	8.4%
Deerfield Corr Fac (ITF)	854	945	38	4.0%	27	2.9%	6.9%
Egeler, Charles E. Recep & Guid (RGC)	1,272	1,503	121	8.1%	38	2.5%	10.6%
Handlon, Richard A. Corr Fac (MTU)	3,637	4,105	225	5.5%	156	3.8%	9.3%
Harrison, Gus Corr Fac (ARF)	2,756	3,169	168	5.3%	203	6.4%	11.7%
Hiawatha Corr Fac (HTF)	946	1,022	46	4.5%	26	2.5%	7.0%
Huron Valley Complex - Men (HVM)	1,669	1,996	138	6.9%	109	5.5%	12.4%
Huron Valley Complex - Women (WHV)	939	1,116	163	14.6%	45	4.0%	18.6%
Ionia Max. Corr Fac (ICF)	2,253	2,573	75	2.9%	174	6.8%	9.7%
Kinross Corr Fac (KCF)	1,661	1,775	74	4.2%	66	3.7%	7.9%
Lakeland Corr Fac (LCF)	1,437	1,565	125	8.0%	73	4.7%	12.7%
Macomb Corr Fac (MRF)	1,638	1,813	92	5.1%	59	3.3%	8.3%
Marquette Branch Prison (MBP)	2,258	2,617	32	1.2%	107	4.1%	5.3%
Michigan Reformatory (RMI)	166	205	5	2.4%	17	8.3%	10.7%
Mid-Michigan Corr Fac (STF)	1,060	1,154	65	5.6%	16	1.4%	7.0%
Mound Corr Fac (NRF)	648	704	54	7.7%	41	5.8%	13.5%
Muskegon Corr Fac (MCF)	1,908	2,124	303	14.3%	151	7.1%	21.4%
Newberry Corr Fac (NCF)	2,079	2,259	66	2.9%	26	1.2%	4.1%
Oaks Corr Fac (ECF)	1,468	1,573	25	1.6%	59	3.8%	5.3%
Ojibway Corr Fac (OCF)	1,768	2,082	92	4.4%	92	4.4%	8.8%
Parnall Corr Fac (SMT)	1,188	1,327	96	7.2%	49	3.7%	10.9%
Parr Highway Corr Fac (ATF)	566	645	15	2.3%	32	5.0%	7.3%
Pine River Corr Fac (SPR)	693	764	67	8.8%	15	2.0%	10.7%
Pugsley Corr Fac (MPF)	721	763	40	5.2%	21	2.8%	8.0%
Riverside Corr Fac (RCF)	1,402	1,586	55	3.5%	69	4.4%	7.8%
Ryan Corr Fac (RRF)	655	762	46	6.0%	37	4.9%	10.9%
SAI Boot Camp Program	84	85	4	4.7%	4	4.7%	9.4%
Saginaw Corr Fac (SRF)	2,307	2,604	147	5.6%	110	4.2%	9.9%
Scott, Robert Corr Fac (SCF)	1,329	1,570	237	15.1%	100	6.4%	21.5%
Southern MI Corr Fac (JMF)	1,422	1,633	185	11.3%	57	3.5%	14.8%
St. Louis Corr Fac (SLF)	2,298	2,604	173	6.6%	100	3.8%	10.5%
Standish Max. Corr Fac (SMF)	1,448	1,569	34	2.2%	62	4.0%	6.1%
Straits Corr Fac (KTF)	1,398	1,507	71	4.7%	43	2.9%	7.6%
Thumb Corr Fac (TCF)	2,307	2,642	233	8.8%	79	3.0%	11.8%
West Shoreline Corr Fac (MTF)	538	595	47	7.9%	30	5.0%	12.9%
TOTAL	72,059	80,782	4,670	5.8%	3,250	4.0%	9.8%

SOURCE: Corrections Management Information System (CMIS)

F4 Litigation Statistics, 2004 – 2007

CATEGORY	2004	2005	2006	2007
Access to Courts	8	16	6	18
Community Residential Program	0	1	2	0
Conditions of Confinement	12	17	20	25
Disciplinary Process	14	21	58	9
Discrimination	2	6	4	4
Employee - Civil Service Commission	0	0	2	0
Employee – Discrimination	2	7	9	8
Employee – Other	22	13	9	12
Failure to Protect – Prisoner	18	10	12	7
Failure to Protect - Public	0	0	1	1
Federal Habeas Corpus ¹	0	423	644	628
Food	2	2	2	1
Freedom of Information Act	3	4	6	2
Harassment	34	40	39	41
Jail Facilities	1	0	0	0
Mail – Legal	14	8	7	6
Mail – Non Legal	5	7	4	7
Medical	41	47	43	71
Miscellaneous	14	21	17	8
Parole Appeal ²	115	79	87	46
Parole Revocation Process	34	61	58	60
Personal Injury - Prisoner	5	5	3	5
Personal Injury - Public	2	0	0	1
Petitions for Review – APA	143	107	104	123
Programming	9	3	11	8
Property	13	8	9	11
Property – Legal	4	3	2	5
Religion	12	25	25	26
Searches	0	3	1	2
Security Classification	19	29	23	22
State Habeas (Challenge Conviction)	73	62	88	96
Time Computation	50	33	31	25
Transfer	0	6	3	1
Uncategorized	0	0	0	9
Use of Force	17	12	7	15
Use of Restraints	3	2	0	2
Visits	2	1	1	1
TOTAL LAWSUITS	693	1,082	1,338	1,306

¹ Reporting category new in 2005.

² This category includes all appeals of Parole Board decisions to Circuit Court under MCL 791.234(7). It includes most cases which were in the "Parole Release Process" category in earlier years.

SOURCE: Office of Legal Affairs, Operations Support Administration

Department Operations



Michigan State Industries

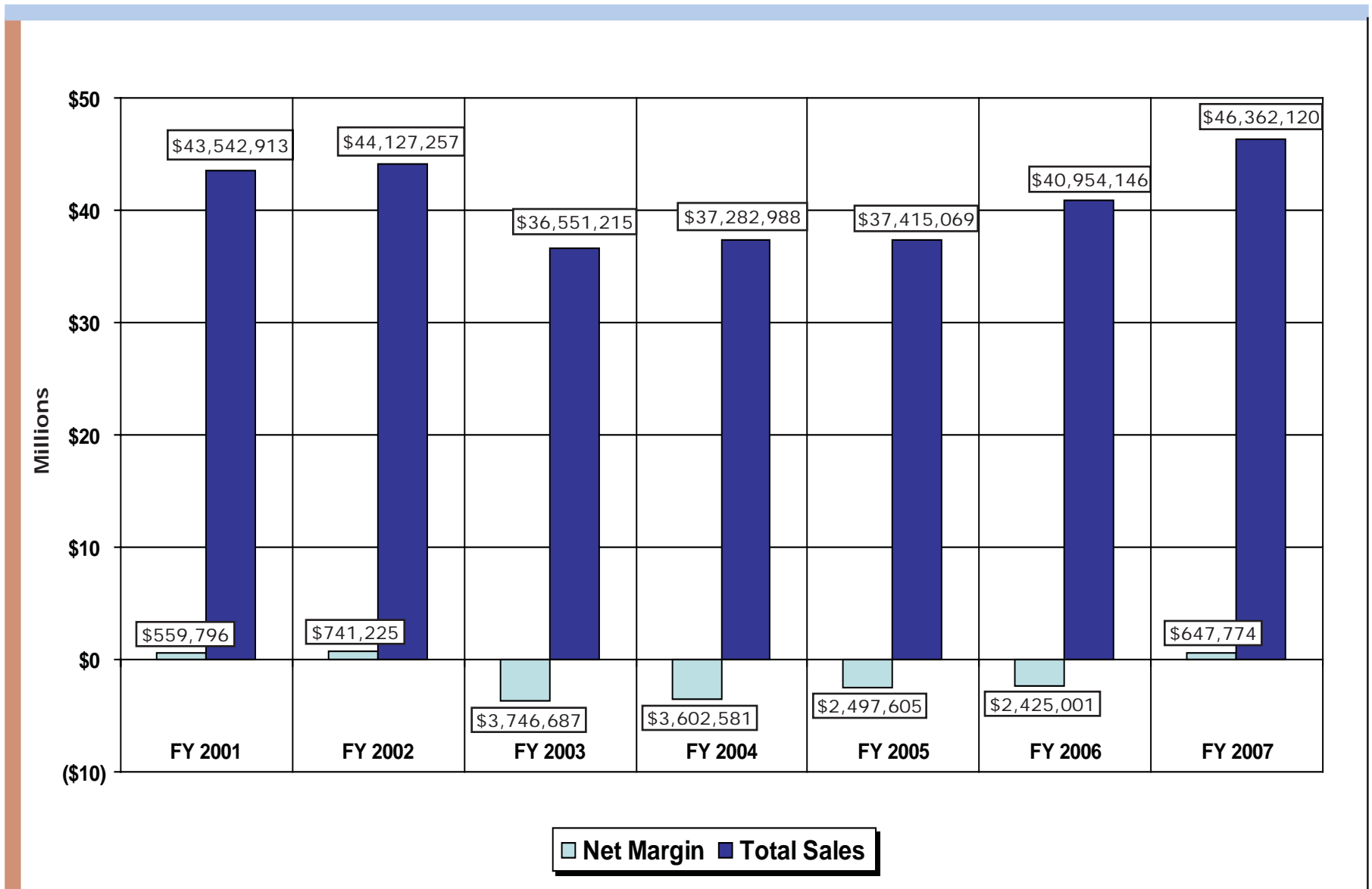
Table F5 is a seven-year history of total sales and net margin for Michigan State Industries.

Table F6 provides a comparison of total sales and net margin from factory operations, broken down by individual factory and fiscal years (FY 2006 and FY 2007).

Table F7 shows the hourly pay schedule for prisoners employed in correctional industries.

F5 Seven-Year History of Total Sales and Net Margin, FY 2001 - FY 2007

F - 10



Source: Michigan State Industries, Correctional Facilities Administration

F6 Comparison of Total Sales and Net Margin from Factory Operations FY 2006 - FY 2007 (In Thousands)

FACTORY	SALES		NET MARGIN or (Loss)	
	FY 2006	FY 2007	FY 2006	FY 2007
Brooks Laundry	\$ 1,421	\$ 1,598	\$ (44)	\$ 171
Camp Ottawa Sawmill	574	559	(248)	(200)
Carson City Garment	3,101	3,071	991	1,171
Carton	204	145	24	(110)
Chair	381	207	(274)	(171)
Chippewa Garment	1,073	961	(63)	(11)
Chippewa Laundry	1,476	1,758	(109)	18
Computer Operations	50	10	(230)	(246)
Dental Lab	175	203	(55)	(40)
Furniture Refinishing	463	303	(493)	(457)
Optical Lab	459	380	42	(39)
Jackson Dairy	3,476	4,081	(645)	(275)
Jackson Garment	1,008	483	171	(71)
Jackson Laundry	1,150	1,083	(328)	(334)
Jackson Print Shop	1,293	805	(2)	(118)
Janitorial Products	3,236	3,279	360	343
Kinross Garment	2,121	2,341	192	495
License/Plate	4,298	8,810	1,010	2,094
Marquette Dairy	201	292	(485)	(376)
Marquette Garment	904	934	(62)	36
Mattress	1,699	1,812	391	405
Meat Processing	3,727	4,044	(530)	(562)
Metal Furniture	811	1,646	(968)	(284)
Newberry Potatoes	-	5	-	(1)
Ryan GIS	16	-	(125)	(98)
Shoe	1,971	1,851	321	400
Sign	441	421	(121)	(253)
Textile	3,810	3,719	68	4
Thumb Laundry	1,169	1,373	(135)	19
Vinyl Products	45	42	(105)	(97)
Wood Furniture	200	144	(975)	(765)
TOTAL	\$40,953	\$46,360	\$(2,427)	648

NOTES: Dollar amounts are rounded to the nearest thousand.
 Negative Net Margin represents a loss.
 Differences between figures in Tables F5 and F6 are due to miscellaneous revenue.

SOURCE: Michigan State Industries, Correctional Facilities Administration.

F7 2007 Hourly Pay Schedule

INDUSTRIES HOURLY PAY SCHEDULE

CLASS	Automatic Increases		
	Start	30-Day	60-Day
	A	B	C
1. Trainee	.25	.27	.30
2. Semi-Skilled	.35	.40	.45
3. Skilled	.50	.55	.60
4. Highly Skilled	.65	.70	.75
7. Specialist	.80	.85	.90

NOTE: Merit increases have been eliminated. Anyone currently at a pay rate which exceeds the maximum rate for that classification will be frozen.

SOURCE: Michigan State Industries, Correctional Facilities Administration



Bureau of Health Care Services

This section presents charts regarding the cost of health care services for prisoners. Services are provided by the Bureau of Health Care Services. The Bureau has two main goals:

- Provide cost-effective care.
- Provide quality care

Charts F8 through F10 summarize the Department's prisoner health care costs.

- Chart F8 shows health care costs since the implementation of *managed care* for prisoners in FY 1997. Further, F8 distinguishes between *medical, dental and psychological services* provided

or controlled directly by the Department of Corrections versus *mental health* care costs provided directly by the Department of Community Health (DCH) for prisoners with serious mental illness.

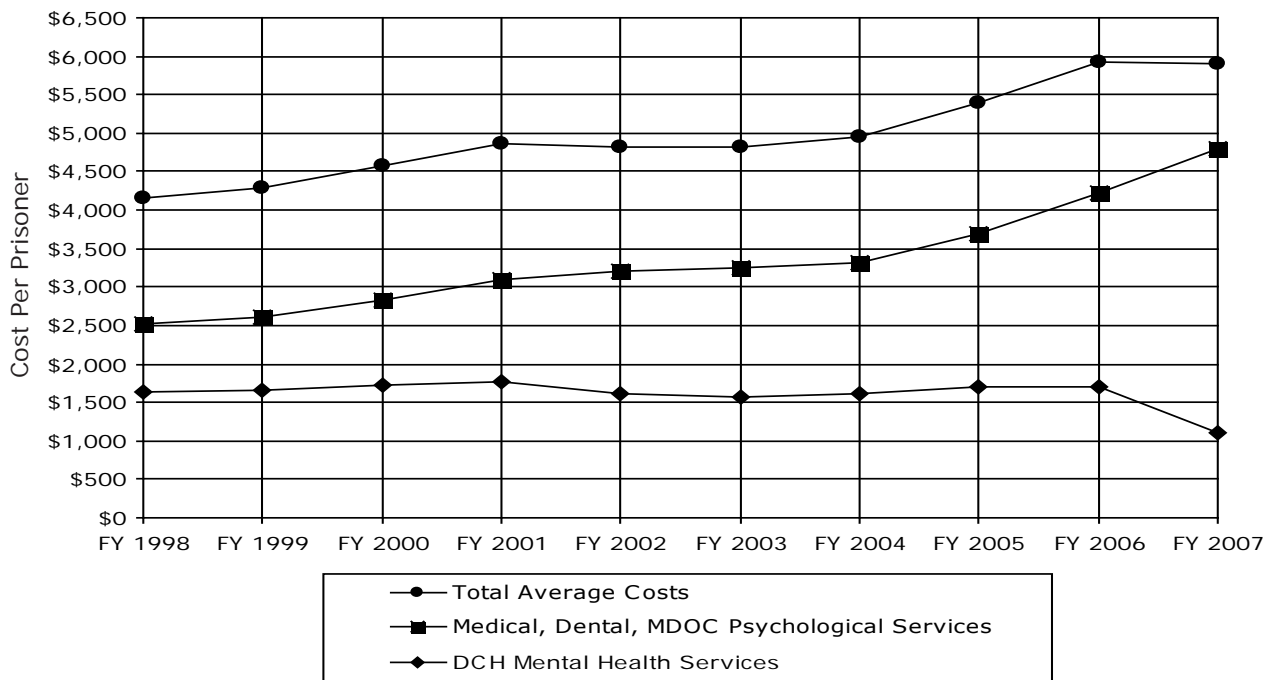
- The F9 chart shows a detailed breakdown of the trend of prisoner health care costs since FY 1997 under direct control of the Department of Corrections, (i.e. excluding the DCH costs).
- Chart F10 provides the Consent Decree Health Care expenditures for FY 2006 through FY 2007.

F8 Health Care Expenditures Profile

FY 1998 - FY 2007

Fiscal Year	Average Population*	Annual Percent Change	Average Cost Per Prisoner			
			Medical, Dental, MDOC Psychological Services (MDPS)	MDPS Annual Percent Change	DCH** Mental Health	TOTAL
			Since Implementation of Managed Care			
1998	45,508	1.7%	\$2,515	(2.3%)	\$1,635	\$4,150
1999	46,030	1.1%	2,614	3.9%	1,668	4,282
2000	46,986	2.1%	2,839	8.6%	1,735	4,574
2001	48,528	3.3%	3,101	9.2%	1,766	4,867
2002	49,855	2.7%	3,197	3.1%	1,615	4,812
2003	50,561	1.4%	3,250	1.7%	1,560	4,810
2004	49,179	(2.7%)	3,322	2.2%	1,624	4,946
2005	48,907	(0.6%)	3,690	11.1%	1,698	5,388
2006	50,595	3.5%	4,223	14.4%	1,706	5,929
2007	51,397	1.6%	4,801	13.7%	1,107	5,908

Total Average Cost Per Prisoner



* Based on Service Population.

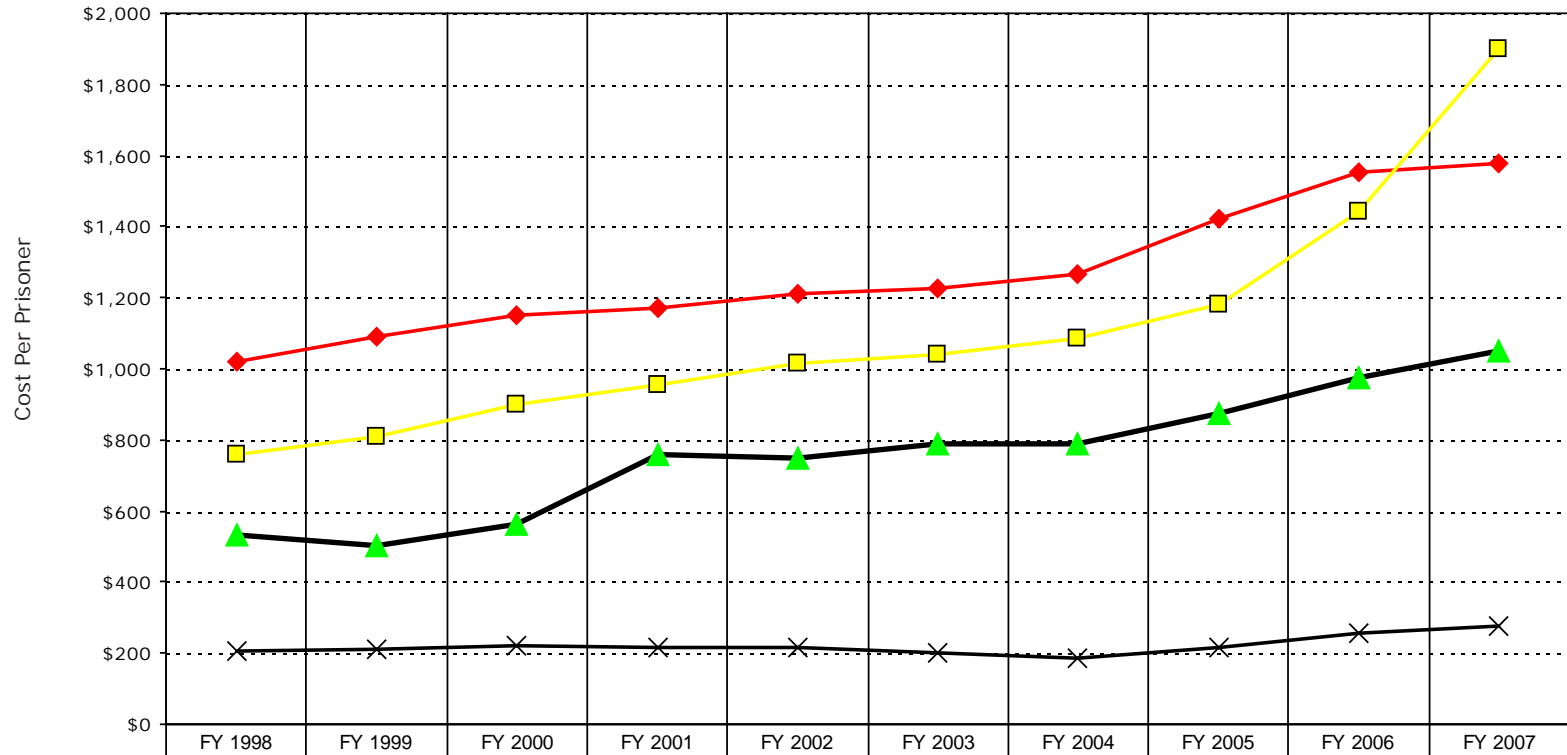
** Mental Health costs under direct control of the Department of Community Health (DCH) for prisoners with serious mental illness.

NOTE: Numbers in this table reflect a system of reporting expenditures in the year they were paid.

SOURCE: Bureau of Health Care Services, Correctional Facilities Administration.

F9 Trend of Per Prisoner Health Care Expenditures Under Direct Control of MDOC FY 1998 - FY 2007*

Since Implementation of Managed Care



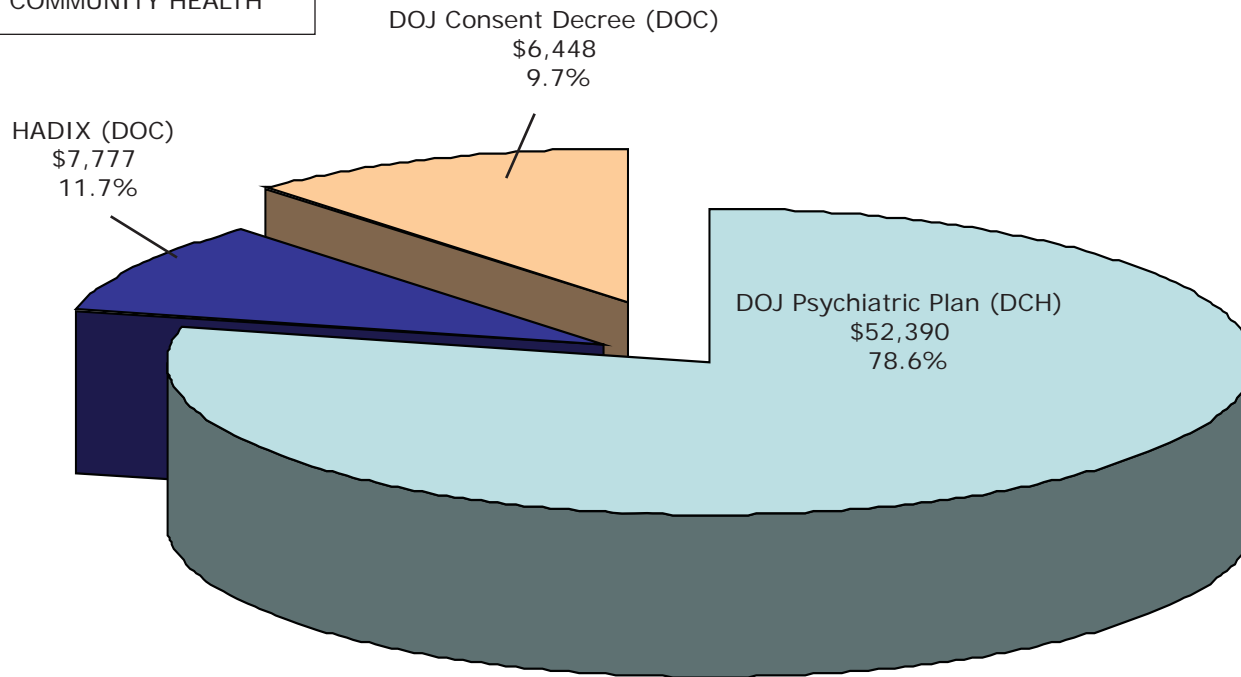
	FY 1998	FY 1999	FY 2000	FY 2001	FY 2002	FY 2003	FY 2004	FY 2005	FY 2006	FY 2007
◆ Base Personnel	\$1,022	\$1,091	\$1,151	\$1,170	\$1,212	\$1,224	\$1,265	\$1,421	\$1,554	\$1,577
■ Hospital/Specialty	\$758	\$810	\$902	\$955	\$1,016	\$1,040	\$1,084	\$1,179	\$1,441	\$1,898
▲ Other Operating	\$531	\$503	\$565	\$761	\$751	\$787	\$789	\$875	\$973	\$1,048
× Consent Decreases	\$205	\$209	\$220	\$215	\$218	\$199	\$184	\$216	\$256	\$278

*Excludes mental health costs under the direct control of the Department of Community Health. Costs in this table are reported based on a system of reporting expenditures in the year they were paid.

SOURCE: Bureau of Health Care Services, Correctional Facilities Administration

F10 Consent Decree Health Care Expenditures FY 2006 - FY 2007

79% OF CONSENT DECREE DOLLARS SUPPORT MENTAL HEALTH PROGRAMS FOR PRISONERS ADMINISTERED BY THE DEPARTMENT OF COMMUNITY HEALTH



NOTE: Consent Decree Expenditures represent the cost of program improvements made pursuant to agreement with the federal court or by court order under the Consent Decrees.

FY 06/07	HADIX (DOC)	DEPT. OF JUSTICE CONSENT DECREE (DOC)	DEPT. OF JUSTICE PSYCHIATRIC PLAN (DCH)	TOTAL FY 06/07 EXPENDITURES
EXPENDITURES (Thousands)	\$7,777	\$6,488	\$52,390	\$66,655

Department Operations



Department Expenditures and Personnel Summaries

This section summarizes how the Department spent its fiscal year 2007 appropriations and presents statistics regarding the Department's employees.

Table F11 shows spending broken down by facilities and other Departmental operations.

Table F11a is a summary chart of Department spending by function.

Tables F12 and F12a present information about the number and characteristics of Department employees by location.

F11 Gross Expenditures and Encumbrances Excluding Capital Outlay - FY 2007*

Location	Percent	Expenditures
Central Office Administration	1.09	\$ 20,879,170
Department-Wide Costs:		
Compensatory Buyout and Union Leave Bank	0.00	0
County Jail Reimbursement	0.65	12,407,742
Equipment and Special Maintenance	0.02	424,019
Human Resources	0.80	15,208,004
Inmate Legal Services Program	0.04	700,000
Prisoner Reintegration Programs	0.65	12,429,580
Prosecutorial and Detainer Expenses	0.27	5,251,000
Substance Abuse Programs	0.88	16,842,985
Training (New Employee/Projects)	0.48	9,249,994
Workers Compensation	0.85	16,167,398
Office of Community Corrections	1.73	33,098,770
Field Operations, including CRP	8.25	157,648,679
Health Care/Clinical	11.90	227,459,029
Consent Decree	3.94	75,317,496
Information Technology	0.85	16,245,411
Correctional Facilities:		
Correctional Facilities Administration ¹	2.11	40,278,035
Alger Maximum Correctional Facility	1.65	31,591,490
Baraga Maximum Correctional Facility	1.95	37,308,594
Bellamy Creek Correctional Facility	2.30	43,860,582
E. C. Brooks Correctional Facility	2.47	47,241,696
Carson City Correctional Facility	2.52	48,209,793
Chippewa Correctional Facility	2.58	49,308,912
Cooper Street Correctional Facility	1.28	24,377,150
G. Robert Cotton Correctional Facility	2.01	38,367,235
Charles E. Egeler RGC	2.81	53,787,852

Location	Percent	Expenditures
Richard A. Handlon Correctional Facility	1.33	\$ 25,438,126
Gus Harrison Correctional Facility	2.38	45,543,041
Huron Valley Complex ²	3.52	67,235,087
Ionia Maximum Correctional Facility	1.54	29,373,517
Jackson Area Support and Services	0.70	13,465,960
Kinross Correctional Facility	2.96	56,550,279
Lakeland Correctional Facility	3.25	62,045,456
Macomb Correctional Facility	1.51	28,841,510
Marquette Branch Prison	1.91	36,563,780
Mound Correctional Facility	1.44	27,588,179
Muskegon Correctional Facility	1.24	23,769,283
Newberry Correctional Facility	1.56	29,775,439
Oaks Correctional Facility	1.68	32,117,058
Ojibway Correctional Facility	1.30	24,850,448
Parnall Correctional Facility	1.30	24,866,397
Pine River Correctional Facility	1.01	19,312,482
Pugsley Correctional Facility	1.13	21,505,548
Riverside Correctional Facility	2.44	46,621,672
Ryan Correctional Facility	1.63	31,182,117
Saginaw Correctional Facility	1.67	31,898,798
Scott Correctional Facility	1.67	31,889,909
Southern Michigan Correctional Facility	1.83	35,028,394
Special Alternative Incarceration Program	0.57	10,953,590
St. Louis Correctional Facility	2.81	53,700,275
Standish Maximum Correctional Facility	1.96	37,381,876
Thumb Correctional Facility	1.56	29,783,355
TOTALS	100.00%	\$1,910,942,191

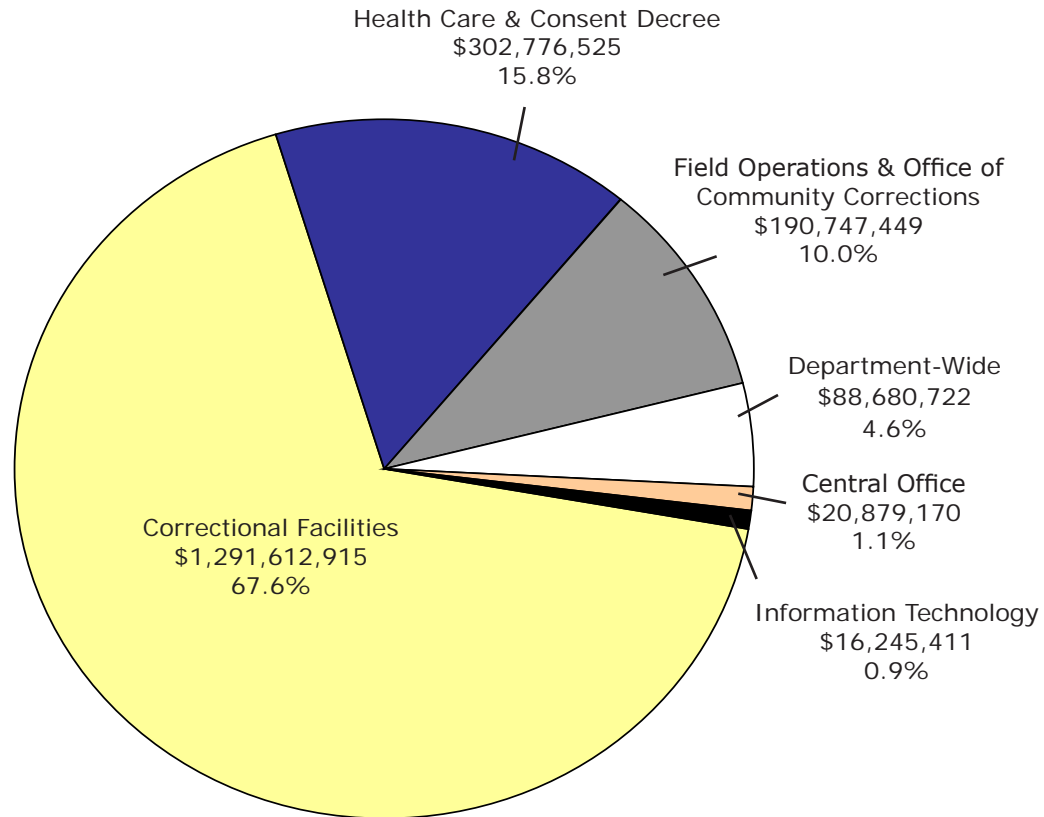
*This report includes all funds. FY 2007 gross expenditures report contains costs funded by \$28,745,634 in offender collections, \$5,239,531 in grants, and \$7,872,223 in other collections. These amounts total \$41,857,388.

¹ Correctional Facilities Administration includes \$13,840,700 Supplemental Operating Expenditures funding removed and distributed among various other appropriations.

² Camp Brighton closed and Camp Valley opened under Huron Valley Complex and Camp White Lake opened under Scott Correctional Facility in March 2007.

Source: Bureau of Fiscal Management, Operations Support Administration.

F11a FY 2007 Corrections Operating Expenditures: \$1,910,942,191



Correctional Facilities including Health Care and Consent Decree: \$1,594,389,440 = 83.4%

F12 Number of Employees as of December 31, 2007

Location	Total Employees	Total Minority Employees	Total Corrections Officers ¹	Total Female Corrections Officers	Total Minority Corrections Officers
Alger Maximum Correctional Facility (LMF)	354	23	237	35	14
Baraga Maximum Correctional Facility (AMF)	393	15	264	22	10
Bellamy Creek Correctional Facility (IBC)	471	51	288	40	35
Brooks, Earnest C. Correctional Facility ² (LRF)	511	136	292	66	80
Carson City Correctional Facility ³ (DRF)	525	39	308	53	21
Central Office (CO)	597	141	0	0	0
Chippewa Correctional Facility ⁴ (URF)	574	68	308	36	47
Cooper Street Correctional Facility (JCS)	477	81	229	36	36
Cotton, G. Robert Correctional Facility (JCF)	479	92	318	60	60
Crane, Florence Correctional Facility (ACF)	371	26	227	47	15
Deerfield Correctional Facility (ITF)	223	29	130	17	17
Egeler, Charles E. Recep & Guid Center (RGC)	651	107	331	45	47
Field Operations Administration (FOA)	1,691	554	59	14	13
Handlon, Richard A. Corr. Facility (MTU)	313	26	179	28	13
Harrison, Gus Correctional Facility ⁵ (ARF)	579	68	362	50	42
Huron Valley Complex ⁶	688	313	447	185	223
Ionia Maximum Correctional Facility (ICF)	331	51	227	28	31
Jackson Central Region	97	13	0	0	0
Kinross Correctional Facility ⁷ (KCF)	557	90	378	48	66
Lakeland Correctional Facility (LCF)	295	18	189	31	11
Macomb Correctional Facility (MRF)	330	100	208	55	61
Marquette Branch Prison (MBP)	409	19	243	17	12
Michigan Reformatory (RMI)	388	56	241	34	37
Michigan State Industries (MSI)	181	16	0	0	0
Mound Correctional Facility (NRF)	299	228	201	55	159
Muskegon Correctional Facility (MCF)	258	76	145	33	42
Newberry Correctional Facility (NCF)	305	31	191	31	19
Oaks Correctional Facility (ECF)	345	8	225	34	5
Ojibway Correctional Facility (OCF)	276	6	159	13	4
Parnall Correctional Facility (SMT)	334	68	199	31	47
Pine River Correctional Facility (SPR)	237	16	144	24	10
Pugsley Correctional Facility (MPF)	253	10	147	17	7
Ryan Correctional Facility (RRF)	338	265	213	65	171
Saginaw Correctional Facility (SRF)	356	62	229	64	49
Scott, Robert Correctional Facility (SCF)	384	237	226	161	157
Southern Michigan Correctional Fac. (JMF)	6	1	0	0	0
St. Louis Correctional Facility ⁸ (SLF)	610	65	385	49	35
Standish Maximum Correctional Fac. (SMF)	421	19	277	51	13
Thumb Correctional Facility (TCF)	353	64	221	45	40
TOTALS	16,260	3,288	8,427	1,620	1,649

SOURCE: Bureau of Human Resources, Operations Support Administration

INCLUDES: ¹ Corrections Officers, Corrections Medical Aides, Resident Unit Officers and Work Camp Supervisors.

² West Shoreline Corr. Fac. ³ Boyer Road Corr. Fac. ⁴ Straits Corr. Fac. ⁵ Parr Highway Corr. Fac.

⁶ Huron Valley - Men and Huron Valley - Women ⁷ Hiawatha Corr. Fac. ⁸ Mid-Michigan Corr. Fac.

F12a Corrections Officers as of December 31, 2007¹

INSTITUTION	MALES	FEMALES	TOTAL
Alger Maximum Correctional Facility (LMF)	202	35	237
Baraga Maximum Correctional Facility (AMF)	242	22	264
Bellamy Creek Correctional Facility (IBC)	248	40	288
Brooks, Earnest C. Correctional Facility ² (LRF)	226	66	292
Carson City Correctional Facility ³ (DRF)	255	53	308
Chippewa Correctional Facility ⁴ (URF)	272	36	308
Cooper Street Correctional Facility (JCS)	193	36	229
Cotton, G. Robert Correctional Facility (JCF)	258	60	318
Crane, Florence Correctional Facility (ACF)	180	47	227
Deerfield Correctional Facility (ITF)	113	17	130
Egeler, Charles E. Recep & Guid Center (RGC)	286	45	331
Field Operations Administration (FOA)	45	14	59
Handlon, Richard A. Corr. Facility (MTU)	151	28	179
Harrison, Gus Correctional Facility ⁵ (ARF)	312	50	362
Huron Valley Complex ⁶	262	185	447
Ionia Maximum Correctional Facility (ICF)	199	28	227
Kinross Correctional Facility ⁷ (KCF)	330	48	378
Lakeland Correctional Facility (LCF)	158	31	189
Macomb Correctional Facility (MRF)	153	55	208
Marquette Branch Prison (MBP)	226	17	243
Michigan Reformatory (RMI)	207	34	241
Mound Correctional Facility (NRF)	146	55	201
Muskegon Correctional Facility (MCF)	112	33	145
Newberry Correctional Facility (NCF)	160	31	191
Oaks Correctional Facility (ECF)	191	34	225
Ojibway Correctional Facility (OCF)	146	13	159
Parnall Correctional Facility (SMT)	168	31	199
Pine River Correctional Facility (SPR)	120	24	144
Pugsley Correctional Facility (MPF)	130	17	147
Ryan Correctional Facility (RRF)	148	65	213
Saginaw Correctional Facility (SRF)	165	64	229
Scott, Robert Correctional Facility (SCF)	65	161	226
St. Louis Correctional Facility ⁸ (STF)	336	49	385
Standish Maximum Correctional Fac. (SMF)	226	51	277
Thumb Correctional Facility (TCF)	176	45	221
TOTALS	6,807	1,620	8,427

SOURCE: Bureau of Human Resources, Operations Support Administration

INCLUDES: ¹ Corrections Officers, Corrections Medical Aides, Resident Unit Officers and Work Camp Supervisors.

² West Shoreline Corr. Fac. ³ Boyer Road Corr. Fac. ⁴ Straits Corr. Fac. ⁵ Parr Highway Corr. Fac.

⁶ Huron Valley - Men and Huron Valley - Women ⁷ Hiawatha Corr. Fac. ⁸ Mid-Michigan Corr. Fac.

Michigan Prisoner ReEntry Initiative



The Michigan Prisoner ReEntry Initiative (MPRI), implemented in the summer of 2005, is a statewide initiative, spearheaded by the Governor and supported by various state departments, local elected officials, and faith-based and community-based organizations in partnership with the Michigan Department of Corrections.

The **VISION** of the MPRI is that every inmate released from prison will have the tools needed to succeed in the community.

The **MISSION** of the MPRI is to reduce crime by implementing a seamless plan of services and supervision developed with each offender — delivered through state and local collaboration — from the time the offender enters prison through the offender's transition, reintegration, and aftercare in the community.

The **GOALS** of the MPRI are to:

- **Promote public safety** by reducing the threat of harm to persons and their property by released offenders in the communities to which those offenders return.
- **Increase success rates of offenders** who transition from prison by fostering effective risk management and treatment programming, offender accountability, and community and victim participation.

THE THREE-PHASE, SEVEN-DECISION-POINT MPRI MODEL

The MPRI Model involves improved decision making at seven critical decision points in the three phases of the custody, release, and community supervision/discharge process.

PHASE ONE – GETTING READY

The **institutional phase** describes the details of events and responsibilities which occur during the offender's imprisonment from admission until the point of the parole decision and involves the first two major decision points:

1. Assessment and classification:

Measuring the offender's risks, needs, and strengths.

2. Inmate programming:

Assignments to reduce risk, address need, and build on strengths.

PHASE TWO – GOING HOME

The **transition to the community or re-entry phase** begins approximately six months before the offender's target release date. In this phase, highly specific re-entry plans are organized that address housing, employment, and services to address addiction and mental illness. Phase Two involves the next two major decision points.

3. Inmate release preparation:

Developing a strong, public-safety-conscious parole plan.

4. Release decision making:

Improving parole release guidelines.

PHASE THREE – STAYING HOME

The **community and discharge phase** begins when the inmate is released from prison and continues until discharge from community parole supervision. In this phase, it is the responsibility of the former inmate, human services providers, and the offender's network of community supports and mentors to assure continued success. Phase Three involves the final three major decision points of

the transition process:

5. Supervision and services:

Providing flexible and firm supervision and services.

6. Revocation decision making:

Using graduated sanctions to respond to behavior.

7. Discharge and aftercare:

Determining community responsibility to "take over" the case.

The maps on pages G - 3 and G - 4 show the first round of eight pilot sites consisting of 18 counties, and the second round adding seven more counties. The last round will bring all remaining counties onboard. Also, the maps show the counties to which the in-reach facilities will be releasing parolees. For each county or group of counties, a community coordinator was hired to seek community input in the development of a local Comprehensive Prisoner ReEntry Plan to help prepare each community for the re-entry of prisoners into their communities.

The key to the MPRI Model is the development and use of Transition Accountability Plans (TAP) at critical phases in the prisoner transition process. The TAPs succinctly describe exactly what is expected for a successful reentry process as illustrated by chart G1.

Institutional Parole Agents begin the process of case management and TAP development. The TAP process begins soon after offenders enter prison.

The objective of the TAP process is to develop a seamless system of programming and service delivery ensuring that upon the prisoner's return to the community, appointments for needed services and 'real world' needs are met.

CONTINUED ON PAGE G - 2

Examples of these needs include:

- mental health treatment;
- substance abuse treatment;
- housing;
- financial assistance;
- identification documents;
- transportation;
- employment or vocational training; and
- family reunification and support, when appropriate.

TRACKING MPRI OUTCOMES

The follow up of MPRI-related offenders who are released to the community is being done by systematically tracking individual offender release cohorts since the MPRI is being implemented in stages to build toward the full MPRI Model. For example, the Intensive ReEntry Units (IRU's) that were implemented in 2005 are actually "precursors" to the MPRI because while they serve as a testing ground for some MPRI practices, they have not implemented the full MPRI Model.

Similarly, the activity for the first and second rounds of official MPRI pilot sites was concentrated on Phases II and III of the MPRI Model because the new, dynamic risk/needs assessment instrument (COMPAS) that is the linchpin of Phase I at the point of reception into prison has not been implemented at the reception and guidance centers yet, although it is in the development stage. COMPAS is being used to develop TAPs at each In-Reach Facility to inform community-based planning. Thus, as each cohort of MPRI-related cases transitions to parole with the escalating benefit of the MPRI Model in place, it is expected that progressively improving recidivism outcomes will be apparent.

In recognition of variable failure rates among offenders with different characteristics, and in light of the fact that the prisoners chosen for the MPRI by the Parole Board tend to be moderate to high risk for re-

offense, the Office of Research and Planning has developed matched comparisons, rather than just continuing to compare all cases to the overall baseline. While this complicated undertaking will continue to be refined, Office of Research and Planning analysts have already determined that the two most significant factors identified so far in the differentiation between parole outcomes are a history of previous return to prison as a parole violator and county of release.

In the case of county of release, the differentiation is likely driven by local prosecutorial charging and plea bargaining practices as well as local issues such as economic/employment and housing prospects within depressed areas. The formal MPRI evaluation will eventually include examination of local community dynamics such as these.

In the case of history of prior parole failure, supplementary analysis of the 1998 baseline recidivism data shows that parolees who have a history of being returned to prison as parole violators (for either technical violations or new sentences) have a 24% greater likelihood of again failing on parole when next released, compared to parolees with no prior history of parole failure. This is consistent with the risk principle, wherein if the risk, needs and strengths of past violators are not adequately addressed before again returning them to the community, then more often than not they will continue to fail until something changes. This repetitive cycle of misbehavior is precisely what the MPRI is designed to stop – via its features of dynamic risk assessment, transition accountability planning, program intervention and community in-reach in advance of the next release.

As proof of performance that the MPRI is targeting offenders who are otherwise likely to fail on parole, 65.1% of the MPRI and IRU cases paroled through November of 2007 had a history of prior parole failure, while only 34.5% of the 1998 baseline paroles had a history of prior parole failure. Thus, when controlling for history of prior parole failure the overall MPRI/IRU recidivism outcomes through November of 2007 (across all of the release cohorts as a group) showed a 26% improvement in total returns to prison against the 1998 baseline.

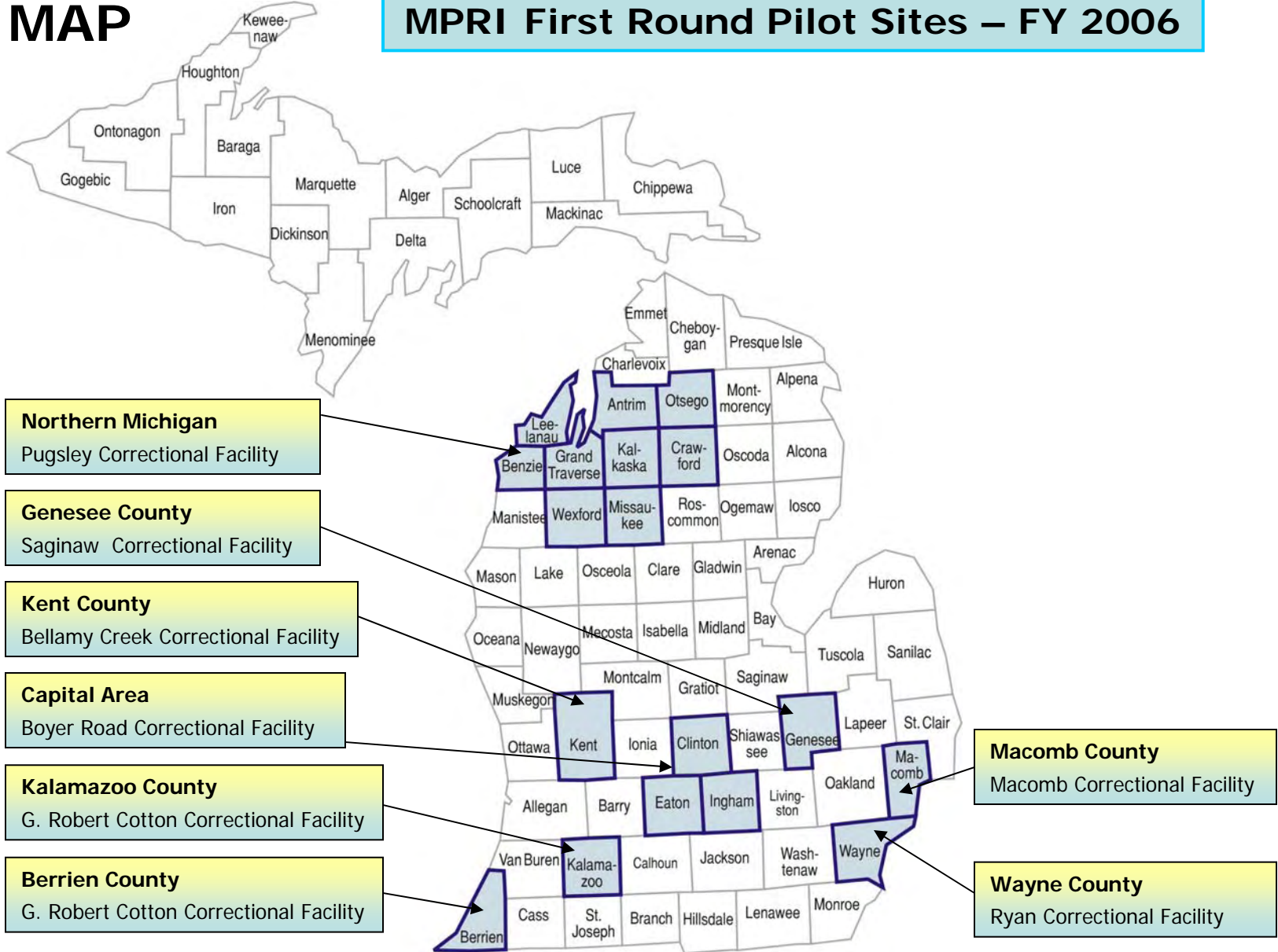
Table G2 shows the more detailed status and recidivism levels of the offender release cohorts as of the end of November 2007. It is important to recognize that adequate follow-up time must pass before reliable recidivism outcomes can be established, since relatively few offenders are returned to prison during the first several months following release. The first IRU case paroled in 2005 will not have finished three years of follow up until late in February 2008.

Table G3 shows the principal crimes for which sentences were being served among those offenders transitioned to parole (or discharged) so far from the first offender release cohorts. Sentences for drug and other nonassaultive crimes are understandably the most common for these initial offender release cohorts. After successes are achieved and parole board confidence in positive outcomes is increased, it is anticipated that the mix of offenses will gradually include a higher proportion of assaultive cases.

For recent MPRI status reports, go to: <http://www.michigan.gov/corrections>, click on "Publications & Information," and, finally, click on "Legislative Reports."

MAP

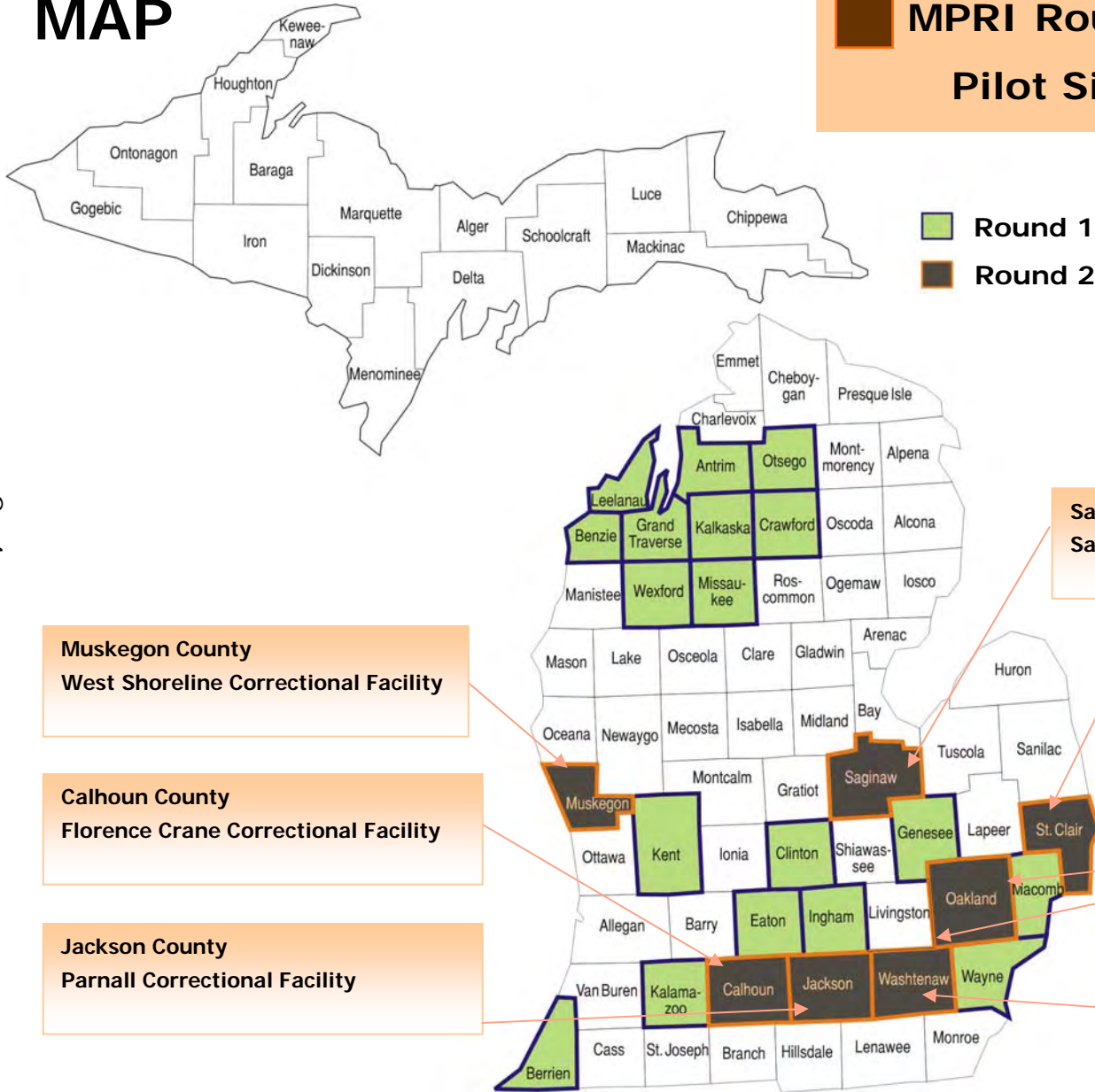
MPRI First Round Pilot Sites – FY 2006



MAP

**MPRI Round 2
Pilot Sites**

- Round 1 FY 2006
- Round 2 FY 2007



**Saginaw County
Saginaw Correctional Facility**

**Muskegon County
West Shoreline Correctional Facility**

**Calhoun County
Florence Crane Correctional Facility**

**St. Clair County
Macomb Correctional Facility**

**Oakland & Livingston Counties
Macomb Correctional Facility**

**Jackson County
Parnall Correctional Facility**

**Washtenaw County
Gus Harrison Correctional Facility**

STATEWIDE IMPLEMENTATION

 MPRI Round I

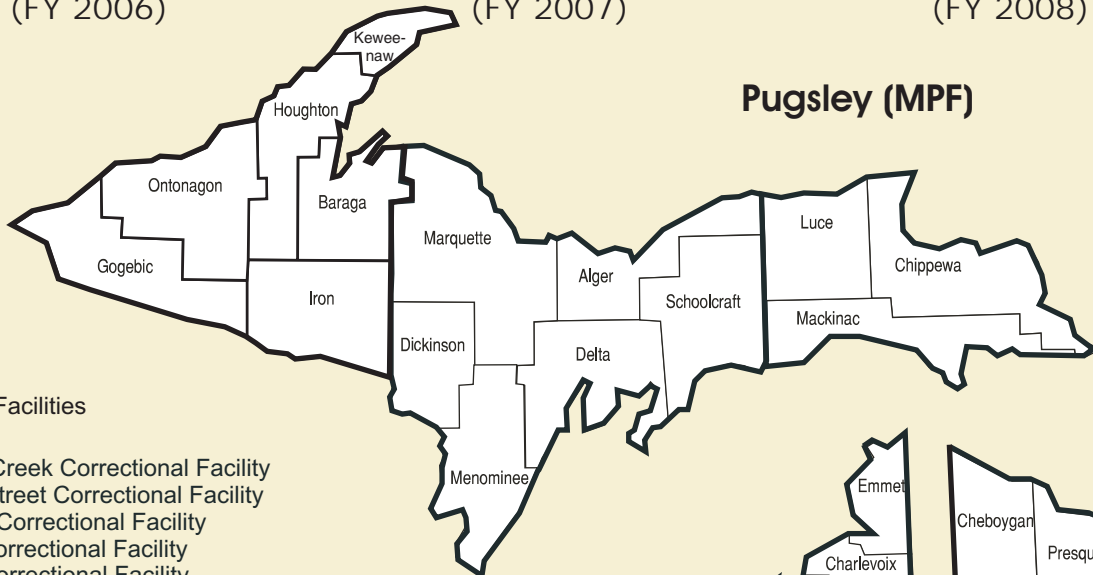
 MPRI Round II

 MPRI Round III

(FY 2006)

(FY 2007)

(FY 2008)



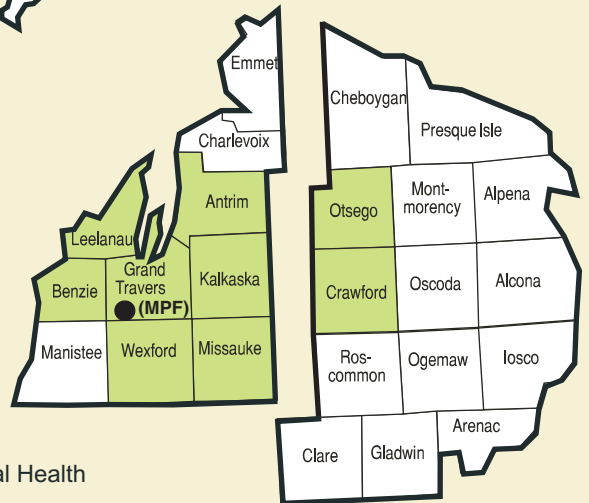
Pugsley (MPF)

● In-reach Facilities

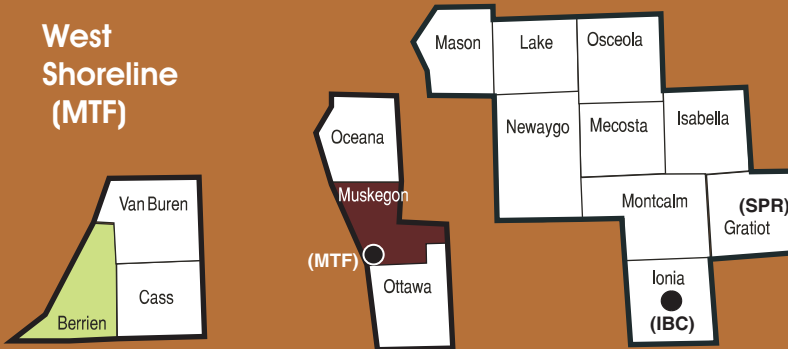
- IBC Bellamy Creek Correctional Facility
- JCS Cooper Street Correctional Facility
- MRF Macomb Correctional Facility
- NRF Mound Correctional Facility
- SMT Parnall Correctional Facility
- MPF Pugsley Correctional Facility – Family-Focused Approaches Demonstration Site
- RRF Ryan Correctional Facility
- SRF Saginaw Correctional Facility
- MTF West Shoreline Correctional Facility – Family-Focused Approaches Demonstration Site

Statewide Facilities

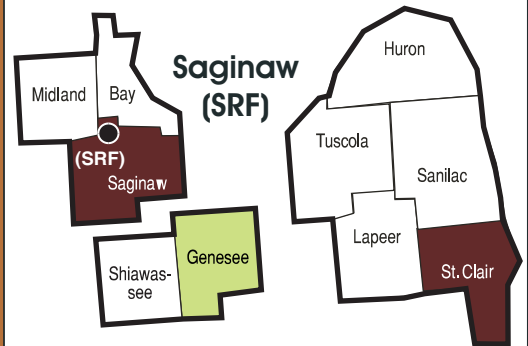
- JCF G. Robert Cotton Correctional Facility – Medical Only
- ARF Gus Harrison Correctional Facility – Mental Health Only
- HVM Huron Valley Complex – Men - Outpatient & Inpatient Mental Health
- WHV Huron Valley Complex – Women - IRU - Outpatient & Inpatient Mental Health



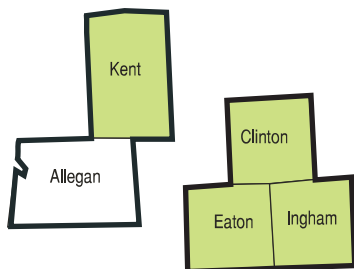
West Shoreline (MTF)



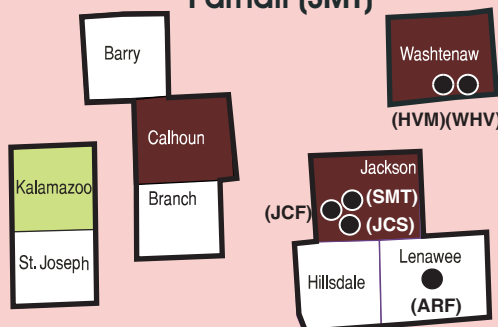
Saginaw (SRF)



Bellamy Creek (IBC)



Parnall (SMT)



Macomb (MRF)



Ryan (RRF) Mound (NRF)



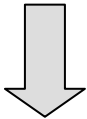
G1

Transition Accountability Plan

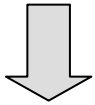
MPRI Process Flowchart

Phase 1: *Getting Ready*— Institutional Phase

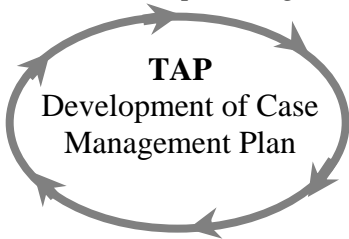
Offender enters
MDOC under
sentence



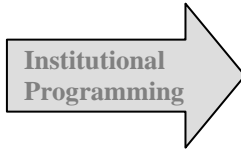
Institutional Assessment &
Classification



*TAP 1: Dynamic and changing to facilitate
transitional planning*



Institutional
Programming

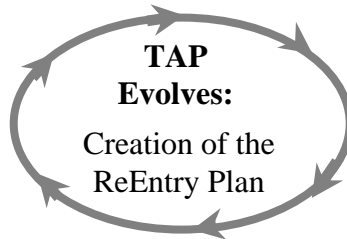


9 Months–1 Year
Prerelease



Phase 2: *Going Home*— Transition to Community ReEntry Phase

*TAP 2: Changes as details of parole plan are
verified. Dynamic to ensure communication
necessary for transition.*

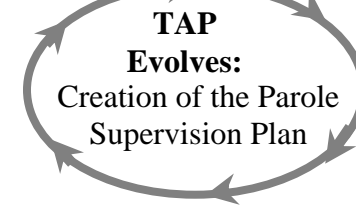


Transitional Planners

Release from
Prison

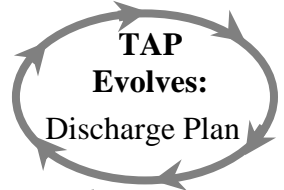
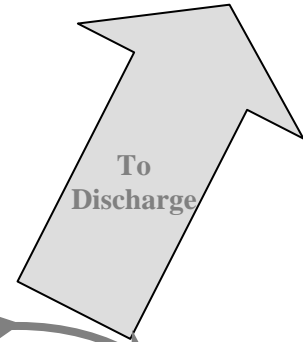


Phase 3: *Staying Home*— Community & Discharge Phase



• about 90% of all releases are to supervision

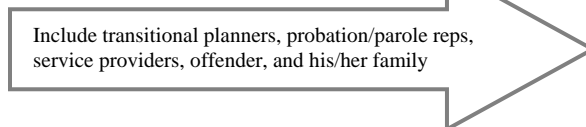
To
Discharge



Work with offenders while they are incarcerated preparing them for release and continue to work as partners with probation & parole for as long as one year after release.

Monthly Transition Team Meetings

Include transitional planners, probation/parole reps,
service providers, offender, and his/her family



G2 Monthly Status/Recidivism Levels of Released MPRI-Related Participants — Through November 30, 2007

	Number Released Through 11/30/07	Returned to Prison Through 11/30/07		Baseline Returns Expected Within period		Improvement So Far Against Baseline	
		Number	Percent	Number	Percent	Number	Percent
IRU 1st Cohort (2005 IRU releases)	687	290	42.2%	337	49.1%	-47	-13.9%
IRU 2nd Cohort (2006 IRU releases)	1,412	402	28.5%	529	37.5%	-127	-24.0%
IRU 3rd Cohort (2007 cases so far)	642	72	11.2%	104	16.2%	-32	-30.8%
MPRI Pilot 1st Cohort (1 st round 1 st wave)	152	55	36.2%	68	44.7%	-13	-19.1%
MPRI Pilot 2nd Cohort (1 st round 2 nd wave)	806	237	29.4%	300	37.2%	-63	-21.0%
MPRI Pilot 3rd Cohort (1 st round 3 rd wave)	2,460	249	10.1%	331	13.5%	-82	-24.8%
MPRI Pilot 4th Cohort (2 nd round 1 st wave)	697	53	7.6%	74	10.6%	-21	-28.4%
MPRI Statewide FY 2007 (post-IRU)	698	23	3.3%	43	6.2%	-20	-46.5%
MPRI Community Placement Program	642	29	4.5%	54	8.4%	-25	-46.3%
MPRI Statewide FY 2008 (All MPRI)	766	1	0.1%	13	1.7%	-12	-92.3%
MPRI Mentally III Demonstration	319 parole 107 max out	15 2	4.7% 1.9%	64 4	20.1% 3.7%	-49 -2	-76.6% -50.0%
Across All Cohorts	9,388	1,428	15.2%	1,921	20.5%	-493	-25.7%

G3 Crime Groups for MPRI-Related Participants Released

— Through November 30, 2007

	Sex	Other Assaultive	Drug	Other Nonassaultive	Total
IRU 1st Cohort	42	202	127	316	687
(2005 IRU releases)	6.1%	29.4%	18.5%	46.0%	100%
IRU 2nd Cohort	65	451	226	670	1,412
(2006 IRU releases)	4.6%	31.9%	16.0%	47.5%	100%
IRU 3rd Cohort	33	197	117	295	642
(2007 cases so far)	5.1%	30.7%	18.2%	46.0%	100%
MPRI Pilot 1st Cohort	0	33	38	81	152
(1 st round 1 st wave)	0.0%	21.7%	25.0%	53.3%	100%
MPRI Pilot 2nd Cohort	31	217	147	411	806
(1 st round 2 nd wave)	3.8%	26.9%	18.2%	51.0%	100%
MPRI Pilot 3rd Cohort	125	848	414	1,073	2,460
(1 st round 3 rd wave)	5.1%	34.5%	16.8%	43.6%	100%
MPRI Pilot 4th Cohort	46	217	123	311	697
(2 nd round 1 st wave)	6.6%	31.1%	17.6%	44.6%	100%
MPRI Statewide	38	263	112	285	698
FY 2007	5.4%	37.7%	16.0%	40.8%	100%
MPRI Community Placement Program	0	0	180	462	642
	0%	0%	28.0%	72.0%	100%
MPRI Statewide	51	278	131	306	766
FY 2008 (All MPRI)	6.7%	36.3%	17.1%	39.9%	100%
MPRI Mentally III	41	151	37	197	426
Demonstration	9.6%	35.5%	8.7%	46.2%	100%
Across All Cohorts	472	2,857	1,652	4,407	9,388
	5.0%	30.4%	17.6%	47.0%	100%

Community Residential Programs



This section contains data regarding Community Residential Programs (CRP).

CRP is a very old program within the Department that has changed over time. Many offenders were housed in over a dozen corrections centers while others, when not working or in treatment programs, were under house arrest on electronic monitoring. The Department now has only one remaining corrections center located in Grand Rapids.

Table H1 shows the end-of-year CRP prisoner population from 1998 through 2007. The decreases in the CRP population were due primarily to:

- The CRP zero tolerance escape policy which was implemented on September 1, 1993.

- Truth-in-Sentencing legislation (effective December 15, 1998) which requires incarceration in secure prisons and camps throughout the minimum sentences for affected prisoners.

Table H2 provides information regarding movement to and termination from Community Residential Programs during 2007.

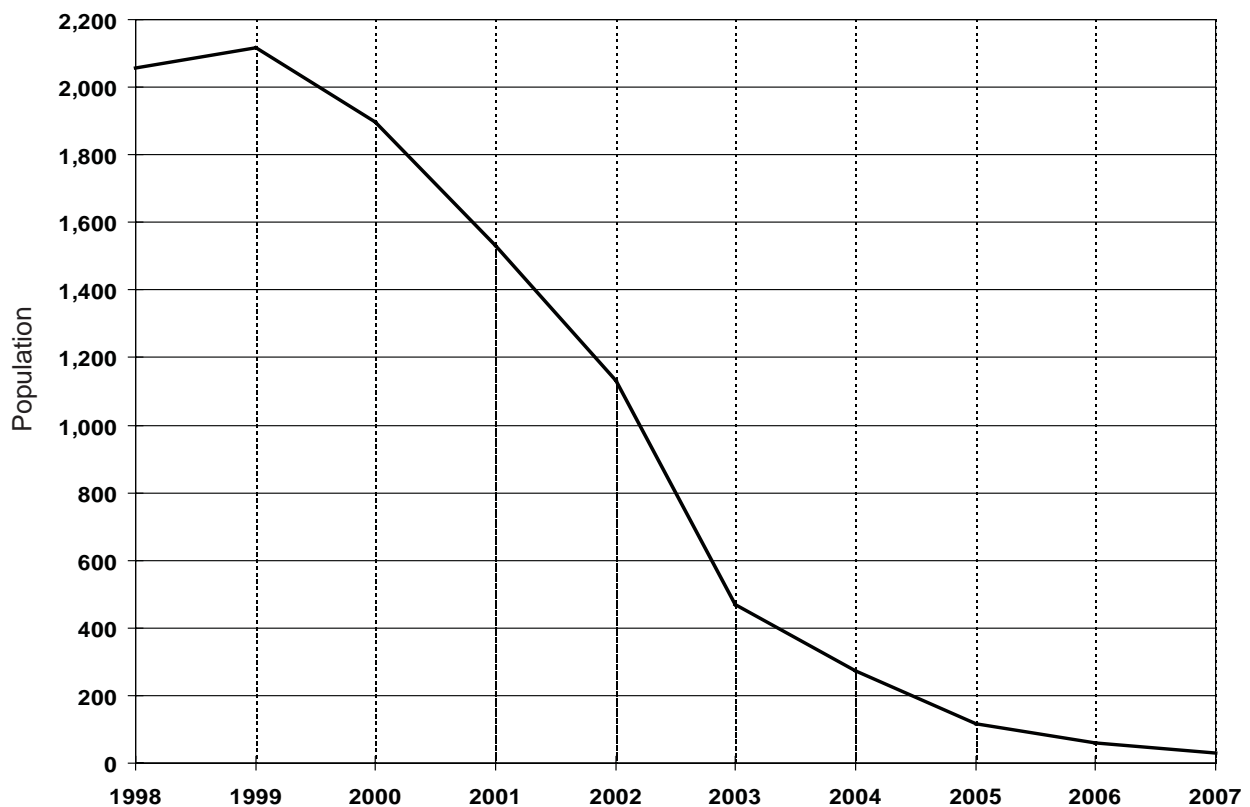
Table H3 shows the end-of-year electronic monitoring population from 2002 through 2007, broken down by type of offender.

Table H4 presents information regarding the CRP zero tolerance escape policy for years 1996 through 2007.

H1 Year-End Prisoner Population: Community Residential Programs (Community Corrections Centers & Electronic Monitoring)

Calendar Years 1998 - 2007

Year	Year-End Population	Numerical Change	Percent Change
1998	2,058	----	----
1999	2,117	59	2.9
2000	1,897	(220)	(10.4)
2001	1,532	(365)	(19.2)
2002	1,132	(400)	(26.1)
2003	470	(662)	(58.5)
2004	274	(196)	(41.7)
2005	116	(158)	(57.7)
2006	61	(55)	(47.4)
2007	30	(31)	(50.8)



SOURCE: Prisoner Census Report.

H2 2007 Prisoner Movement Summary: Community Residential Programs

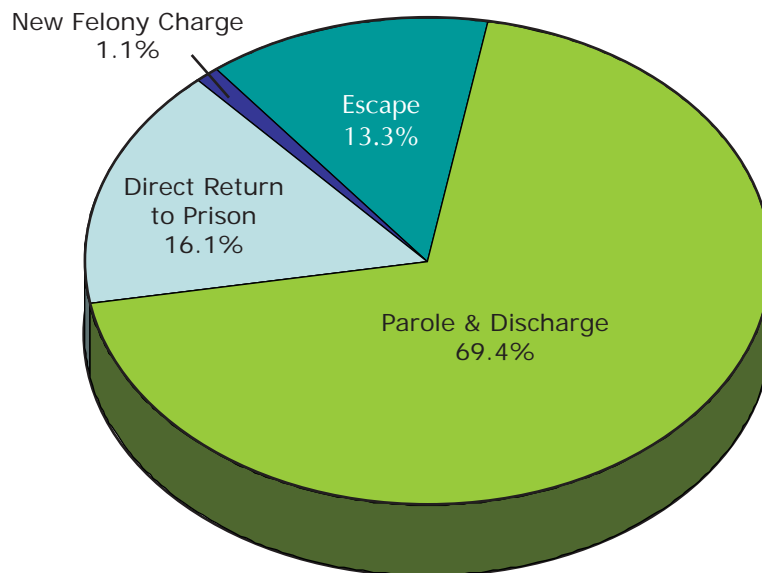
Beginning Population	61
Transfers In	131
Total Service Population.....	192
Average Monthly Population.....	48

TERMINATIONS

Movement to Parole	122
Discharge from Sentence	3
Escape	24
Direct Return to Prison*	29
New Felony Charge	2
Death.....	0
Total.....	180

*Includes medical, administrative and disciplinary returns.

PERCENTAGE DISTRIBUTION OF TERMINATIONS

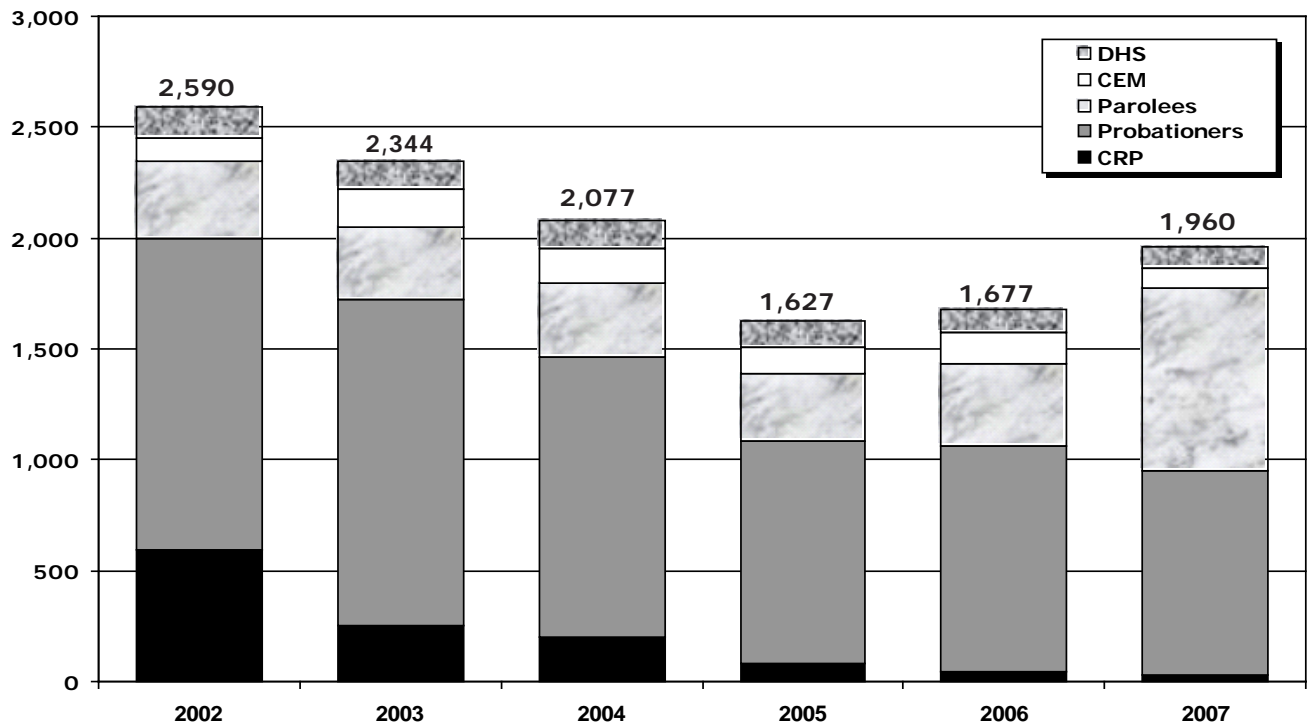


SOURCE: Correction Management Information System (CMIS).

H3 End-of-Year Electronic Monitoring Population

Calendar Years 2002 - 2007

Year	Community Residential Programs Prisoners	Probationers	Parolees	Community Electronic Monitoring*	Department of Human Services*	TOTAL
2002	597	1,397	349	110	137	2,590
2003	249	1,472	330	170	123	2,344
2004	197	1,263	336	160	121	2,077
2005	80	1,005	306	117	119	1,627
2006	44	1,019	368	141	105	1,677
2007	28	925	821	90	96	1,960
2007 % Total	1%	47%	42%	5%	5%	100%



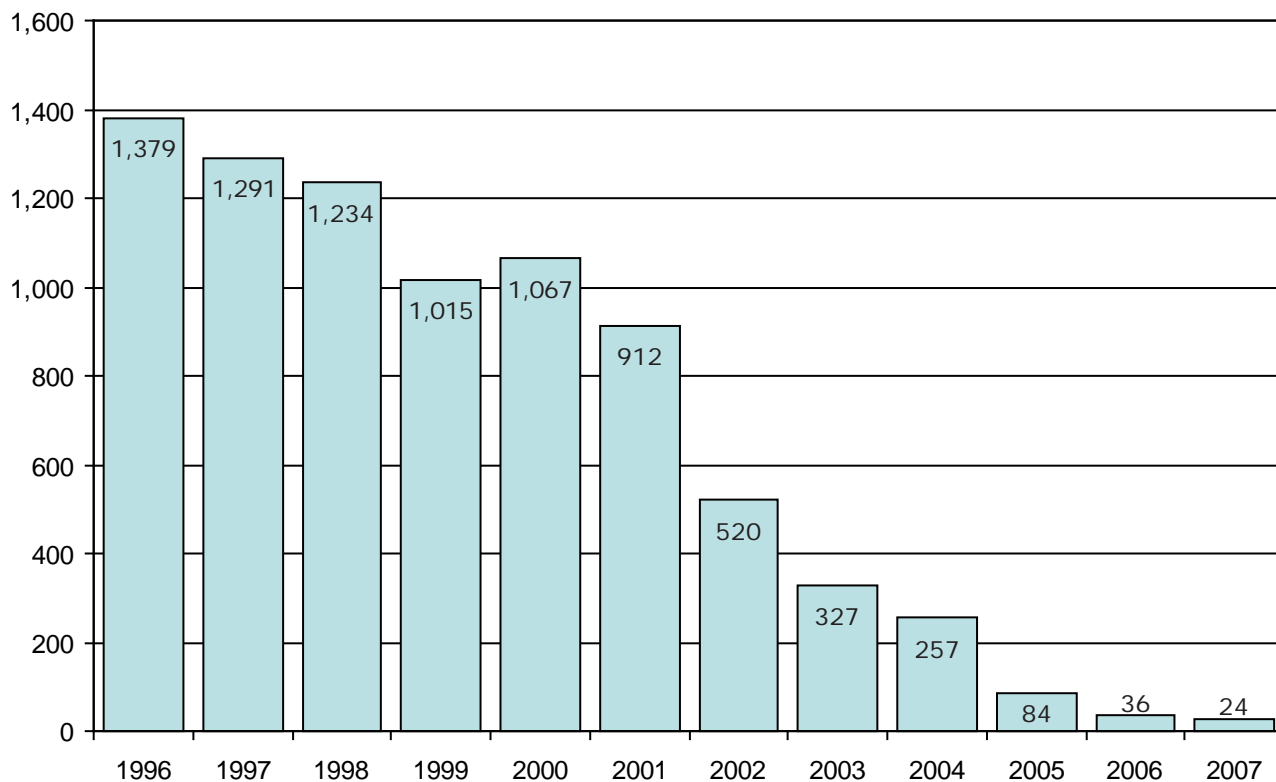
SOURCE: Field Operations Administration.

*Leased Equipment and monitoring services to local community corrections and DHS juvenile agencies.

H4 Zero Tolerance Escape Policy 1996 - 2007 Community Residential Programs


- Zero tolerance escape policy was implemented on September 1, 1993 to strengthen monitoring and accountability of prisoners in community programs.
- Under the policy, prisoners must adhere to preset daily schedules which determine their whereabouts at specific times. Any violations of the schedules without mitigating circumstances are considered escapes, and immediate steps are taken to apprehend and return the prisoners to an institution.
- Zero tolerance CRP escapes increased sharply at first, while prisoners got used to the policy, but the number of CRP escapes subsequently declined over the years. In the most recent years the decline in CRP escape numbers has also reflected the drop in CRP population, resulting from the Truth-in-Sentencing law, which prohibits CRP placement for affected prisoners until after the full minimum sentence has been served.

**Community Residential Programs Escapes:
1996 - 2007**



SOURCE: Corrections Management Information System (CMIS)

Special Alternative Incarceration Program



This section describes offenders committed to Camp Cassidy Lake, the Special Alternative Incarceration (SAI) boot camp program for prisoners and probationers. SAI is a two-phase program.

Phase I, patterned after military basic training, involves physical fitness and programming (education, substance abuse awareness, basic life skills and counseling).

Phase II is an optional residential placement in the community while on parole or probation.

In 2003, *Phase III*, the intensive parole or probation supervision in the community, was replaced with regular community supervision. FTE's and funding previously under *Phase III* are now included in Field Supervision.

The program's objectives are to end criminal behavior by developing offender self-esteem and self-discipline, a sense of individual responsibility and a positive work ethic.

Data regarding SAI prisoner and probationer intake is provided in Tables I1, I2 and I3. SAI Phase I program performance and post-program outcomes are summarized in Tables I4 through I7. Additional information about the SAI program (such as the offender eligibility criteria) is available in a separate annual report.

The responsibility of the SAI program is under the Correctional Facilities Administration with Cooper Street Correctional Facility serving administratively as parent institution.

1 2007 SAI Prisoner Intake by Offense

*Special Alternative Incarceration Boot Camp
(Includes Attempts)*

Page 1 of 2

Offense	Violations
GRAND TOTAL	871
257.602A3 Police Officer - Fleeing - 3rd Degree Vehicle Code	25
257.6251 Drive M.V. Addict or Intox	9
257.6256D OWI - Impaired w/Contr. Sub, 3rd Offense	94
333.7401 Contr. Sub - Delivery/ Manufacture	7
333.74012A3 Contr. Sub - Del/Mfg (Narc. or Cocaine) 50 - 449 Grams	36
333.74012A4 Contr. Sub - Del/Mfg (Narc. or Cocaine) Under 50 Grams	83
333.74012B Contr. Sub - Del/Mfg (Schedules 1-3), Methamphetamine/Ecstasy	28
333.74012D Contr. Sub - Del/Mfg (Schedule 5)	20
333.7401C2F Contr. Sub - Operate/Maintain Lab Involve Methamphetamine	23
333.74032A3 Contr. Sub - Poss (Narcotic/ Cocaine) 50 - 449 Grams	4
333.74032A5 Contr. Sub - Poss (Narcotic/ Cocaine) Under 25 Grams	22
333.74032B1 Contr. Sub - Poss Methamphetamine/Ecstasy	13
333.74032D Contr. Sub - Poss Marijuana	3
750.814 Domestic Violence, 3rd Offense	6
750.81 Assault or Assault and Battery	21
750.82 Felonious Assault	40
750.84 Asslt w/Intent to do Body Harm Less Than Murder	18
750.88 Asslt w/Intent to Rob While Unarmed	4
750.110 Break & Enter - A Building w/Intent	46
750.110A2 Home Invasion - 1st Degree	36
750.110A3 Home Invasion - 2nd Degree	61
750.110A4 Home Invasion - 3rd Degree	14
750.111 Break & Enter - Entry w/o Breaking w/Intent	4

Offense	Violations
750.116 Burglar's Tools - Possession	2
570.131A1 Check - No Account	2
750.157N1 Financial Transaction Device - Steal/Retain w/o Consent	5
750.159i1 Criminal Enterprise - Conducting	1
750.161 Desertion/Abandon/Non-Support	2
750.165 Child Support - Fail to Pay	9
750.174 Embezzlement - Agent or Trustee	4
750.184-A Drugs/Meds - Adulterate to Affect Quality Cause Personal Injury	3
750.197CA Assault of Prison Employee	2
750.199A Bond - Absconding or Forfeiting	3
750.218-A False Pretenses - \$100 or Less, 4th	1
750.2241-A Weapons - Dangerous Weapon, Misc	4
750.224F Weapons - Firearms, Possess by Felon	14
750.227 Weapons - Carrying Concealed	17
750.227B Weapons - Felony Firearm	3
750.234B Weapons - Firearms, Discharge in/at Bldg.	1
750.248 Forgery	2
750.249 Uttering & Publishing	16
750.285 Obtain Personal Identity Info w/o Permission	3
750.356A Larceny - From Motor Vehicle	15
750.356C Retail Fraud - 1st Degree	10
750.357 Larceny from Person	13
750.360 Larceny In Building	19
750.377A Malicious Destruction Personal Property	4

1 **2007 SAI Prisoner Intake by Offense**
Special Alternative Incarceration Boot Camp
(Includes Attempts)
 Page 2 of 2

Offense		Violations
750.377B	Malicious Destruction Fire/ Police Property	4
750.380	Malicious Destruction Building	2
750.411i	Stalking - Aggravated	5
750.413	Motor Vehicle - Unlawfully Driving Away	17
750.414	Motor Vehicle - Unlawful Use	2
750.479	Public Officer - Assault or Obstruct	9
750.505-B	Accessory After the Fact to Felony	2
750.530	Robbery - Unarmed	36
750.535	Stolen Property - Rec & Conc	12
750.5357	Stolen Property - Rec & Conc Motor Vehicle	10

Source: Correctional Facilities Administration

12 2007 SAI Probationer Intake by Offense

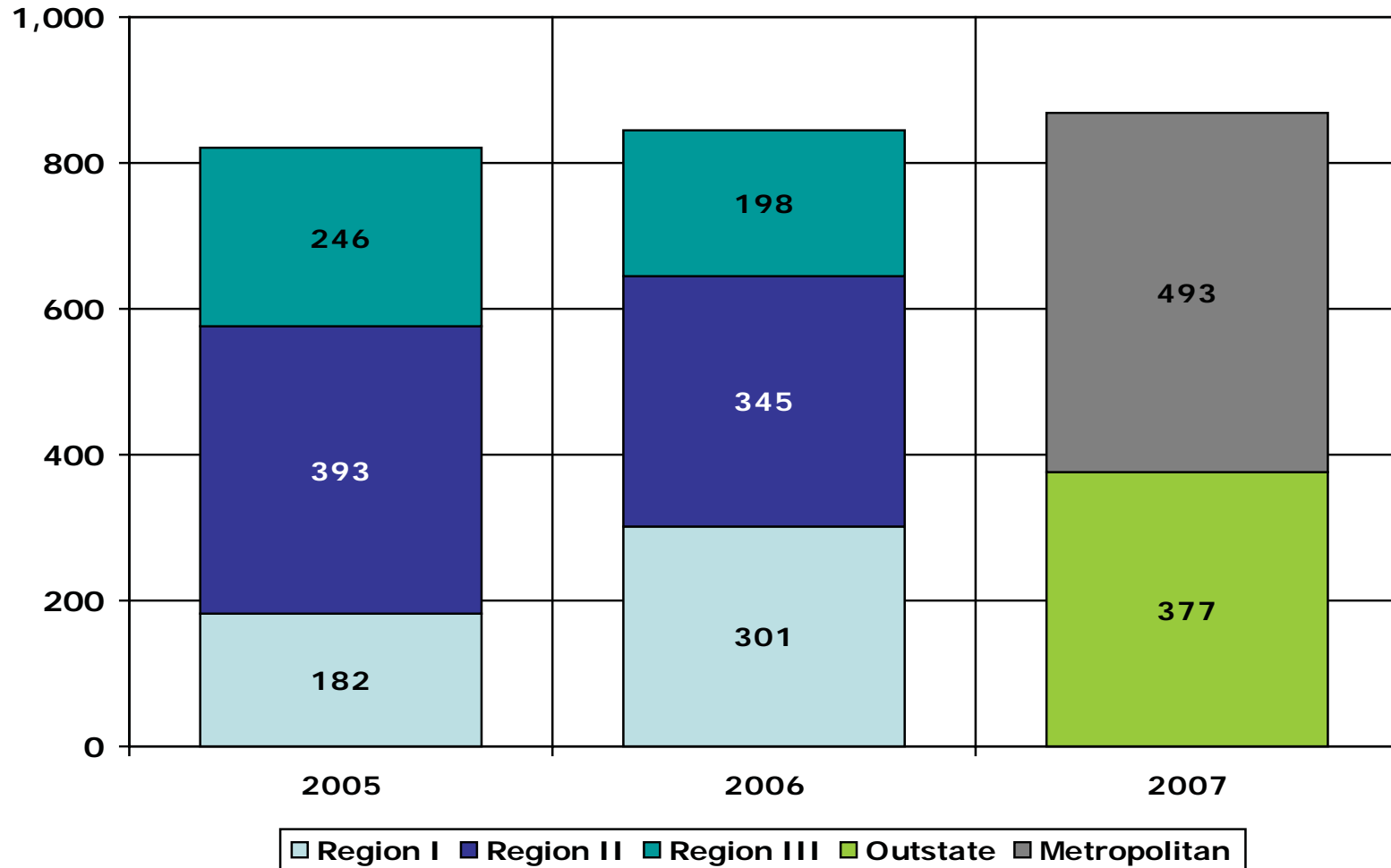
*Special Alternative Incarceration Boot Camp
(Includes Attempts)*

Offense	Violations
GRAND TOTAL	870
257.602A Police Officer - Fleeing - Vehicle Code	25
257.6256D OWI - Impaired w/Contr. Sub, 3rd Offense	30
333.74012A4 Contr. Sub - Del/Mfg (Narc. or Cocaine) Under 50 Grams	85
333.74012B1 Contr. Sub - Del/Mfg Methamphetamine/Ecstasy	6
333.74012D Contr. Sub - Del/Mfg (Schedule 5)	38
333.7401C2F Contr. Sub - Operate/Maintain Lab Involve Methamphetamine	6
333.74032A5 Contr. Sub - Poss (Narcotic/Cocaine) Under 25 Grams	47
333.74032B Contr. Sub - Poss (Analogues/Meth/Ecstasy or Schedules 1-4)	3
333.74032D Contr. Sub - Poss Marijuana	3
333.7405D Contr. Sub - Maintaining a Drug House	5
750.81 Assault or Assault and Battery	15
750.82 Felonious Assault	25
750.84 Asslt w/Intent to do Body Harm Less Than Murder	13
750.88 Asslt w/Intent to Rob While Unarmed	3
750.89 Asslt w/Intent to Rob While Armed	3
750.110 Break & Enter - A Building w/Intent	51
750.110A2 Home Invasion - 1st Degree	41
750.110A3 Home Invasion - 2nd Degree	89
750.110A4 Home Invasion - 3rd Degree	12
750.111 Break & Enter - Entry w/o Breaking w/Intent	8
750.157N1 Financial Transaction Device - Steal/Retain w/o Consent	13
750.224F Weapons - Firearms, Possess by Felon	4

Offense	Violations
750.226 Weapons - Dangerous Weapon, Carry w/Unlawful Intent	1
750.227 Weapons - Carrying Concealed	46
750.234B Weapons - Firearms, Discharge in/at Bldg.	1
750.248 Forgery	1
750.249 Uttering & Publishing	15
750.356A Larceny - From Motor Vehicle	33
750.356C Retail Fraud - 1st Degree	3
750.357 Larceny from Person	27
750.360 Larceny in Building	20
750.377A Malicious Destruction Personal Property	5
750.377B Malicious Destruction Fire/Police Property	9
750.380 Malicious Destruction Building	1
750.411i Stalking - Aggravated	4
750.413 Motor Vehicle - Unlawfully Driving Away	23
750.414 Motor Vehicle - Unlawful Use	10
750.479 Public Officer - Assault or Obstruct	17
750.505-A Obstruction of Justice	3
750.520E CSC - 4th Degree - Multiple Variables	4
750.529 Robbery - Armed	5
750.530 Robbery - Unarmed	43
750.535 Stolen Property - Rec & Conc	68
750.814 Domestic Violence, 3rd Offense	6

Source: Correctional Facilities Administration

3 Comparison of SAI Probationer Intake by Field Operation 2005 - 2007 Administration Regions by Year



1 - 5

4 SAI Phase I *Prisoner* Program Performance 2005 - 2007

	2005		2006		2007	
Graduated	522	78.6%	804	80.5%	703	82.6%
Voluntary Withdrawals	41	6.2%	57	5.7%	55	6.4
Terminated as Rule Violators	33	5.0%	23	2.3%	15	1.8
Terminated for Medical Reasons	58	8.7%	100	10.0%	62	7.3
Terminated for Admin. Reasons	10	1.5%	15	1.5%	16	1.9%
Total	664	100.0%	999	100.0%	851	100.0%

Source: Correctional Facilities Administration

5 SAI Phase I *Probationer* Program Performance 2005 - 2007

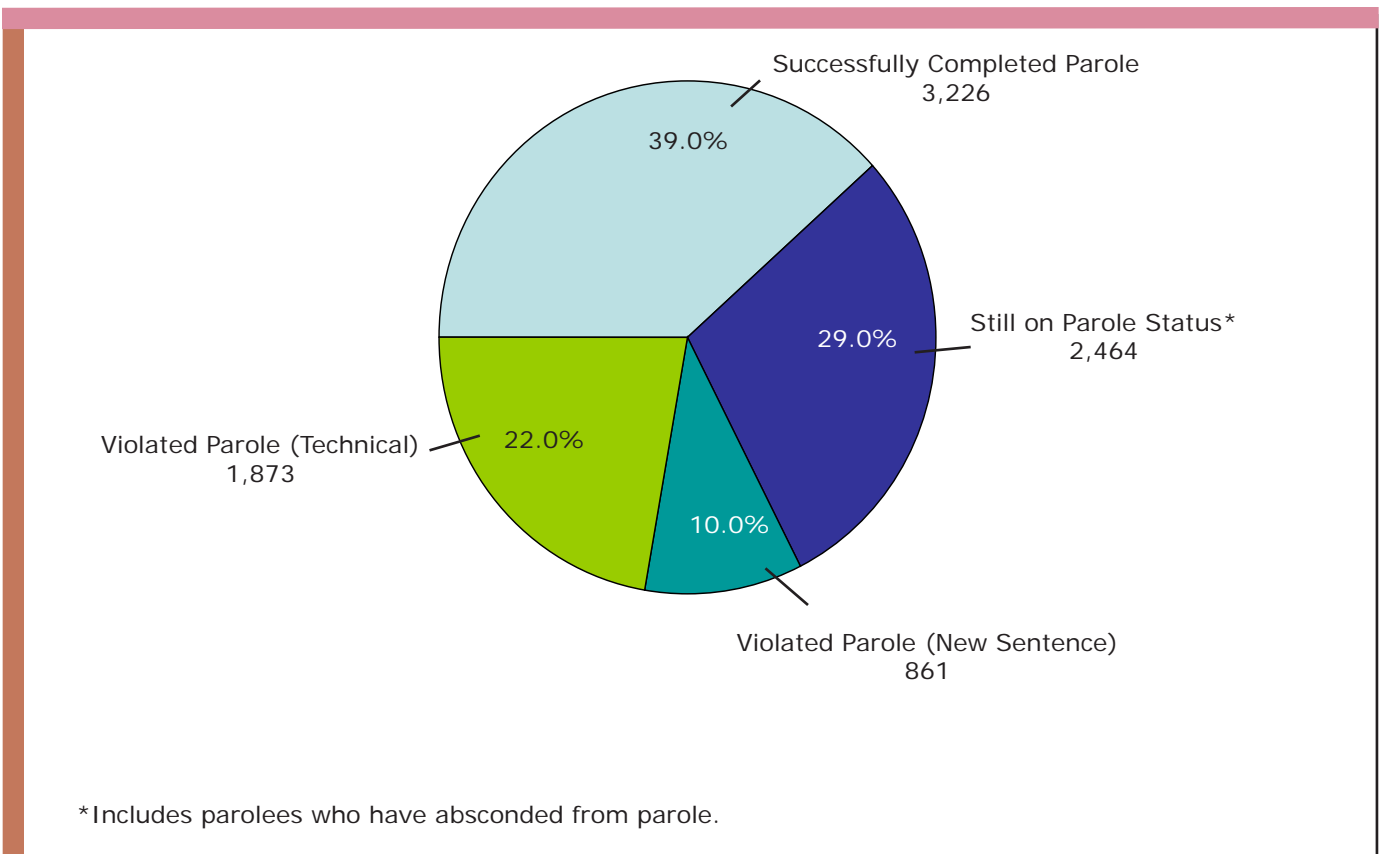
	2005		2006		2007	
Graduated	639	77.6%	652	80.1%	684	78.0%
Voluntary Withdrawals	40	4.9%	30	3.7%	63	7.2%
Terminated as Rule Violators	49	6.0%	37	4.5%	42	4.8%
Terminated for Medical Reasons	70	8.5%	83	10.2%	72	8.2%
Terminated for Admin. Reasons	25	3.0%	12	1.5%	16	1.8%
Total	823	100.0%	814	100.0%	877	100.0%

Source: Correctional Facilities Administration

16 SAI Phase I Prisoner Post-Program Performance 1992 - 2007

	1992 - 2004		2005		2006		2007		Total Since SAI - Prison Program Started	
	Count	Percentage	Count	Percentage	Count	Percentage	Count	Percentage	Count	Percentage
Still on Parole Status*	681	10.6%	108	20.7%	472	58.6%	665	94.7%	2,464	29.0%
Successfully Completed Parole	3,161	49.5%	248	47.6%	157	19.5%	4	0.6%	3,226	39.0%
Violated Parole (Technical)	1,773	27.7%	73	14.0%	83	10.3%	21	3.0%	1,873	22.0%
Violated Parole (New Sentence)	781	12.2%	92	17.7%	93	11.6%	12	1.7%	861	10.0%
Total Graduates	6,396	100.0%	521	100.0%	805	100.0%	702	100.0%	8,424	100.0%

17 SAI Phase I Prisoner Post-Program Performance 1992 - 2007 All Graduates Since SAI-Prison Program Started



Note: Reflects outcome of the parole term following boot camp.
Source: Corrections Management Information System (CMIS)

This section provides data on the Office of Community Corrections (OCC).

OCC works with local units of government and criminal justice professionals to implement Michigan's Community Corrections Act. The purpose of the Act is to increase the range and utilization of community sanctions and services for non-violent offenders in order to reduce admissions to prison. The OCC implements program policies, guidelines and standards, and provides technical assistance to local units of government to develop and implement locally-developed comprehensive corrections plans. These plans outline criminal justice problems and how policies and practices and P.A. 511 funds will address them.

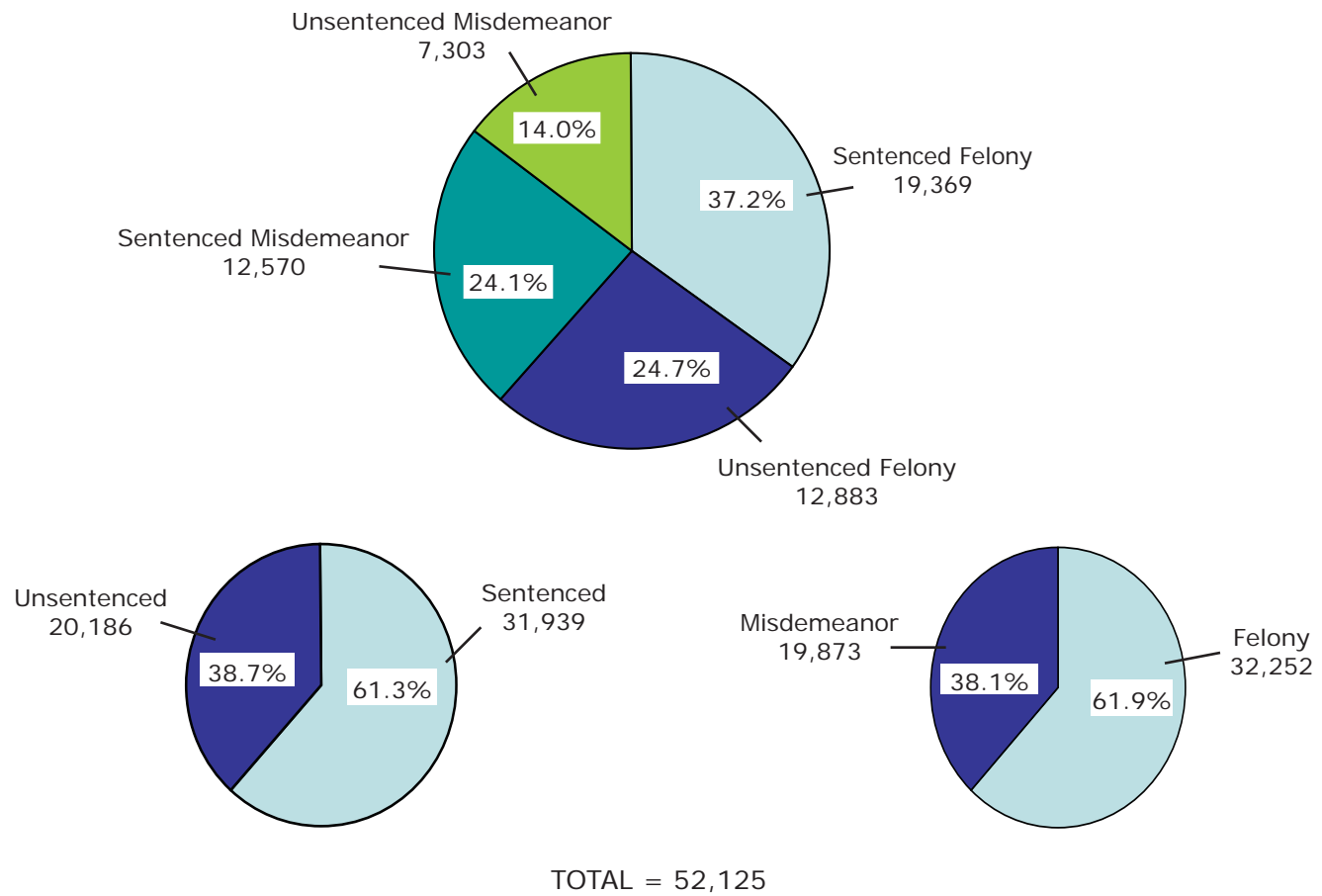
Local governments voluntarily participate in the implementation of the Act through forming Community Corrections Advisory Boards (CCABs) which have responsibilities for developing comprehensive corrections plans. The plans establish the framework for applications for funds. Since 1989, 80 counties across the state have elected to participate in implementation of the Act through the formulation of single-county, multi-county and county-city Community Corrections Advisory Boards. Fiscal Year 2007 funds were awarded to support the implementation or continued operation of community-based sanctions and services in 74 counties.

During Fiscal Year 2007, \$12,416,294 was awarded for comprehensive corrections plans and services, \$16,925,500 for probation residential services, and \$2,097,400 for the drunk driver jail reduction and community treatment program.

The OCC continued to work with local agencies to upgrade criminal justice information systems and to facilitate data sharing and the development of integrated information systems in FY 2007. This included efforts to integrate information from jails, courts, probation, service providers and local community corrections agencies. The goals are to reduce redundancy in data entry, improve the quality of the data available at local and state levels, improve communication among agencies and improve the efficiency of criminal justice decision making.

The number of new enrollees in community corrections programs during FY 2007 was 52,125. Table J1 shows the number of offenders determined eligible and enrolled in programs by crime class and legal status. Table J2 shows the award of comprehensive plans and services funds by program category. Table J3 illustrates the authorized and actual utilization of probation residential services.

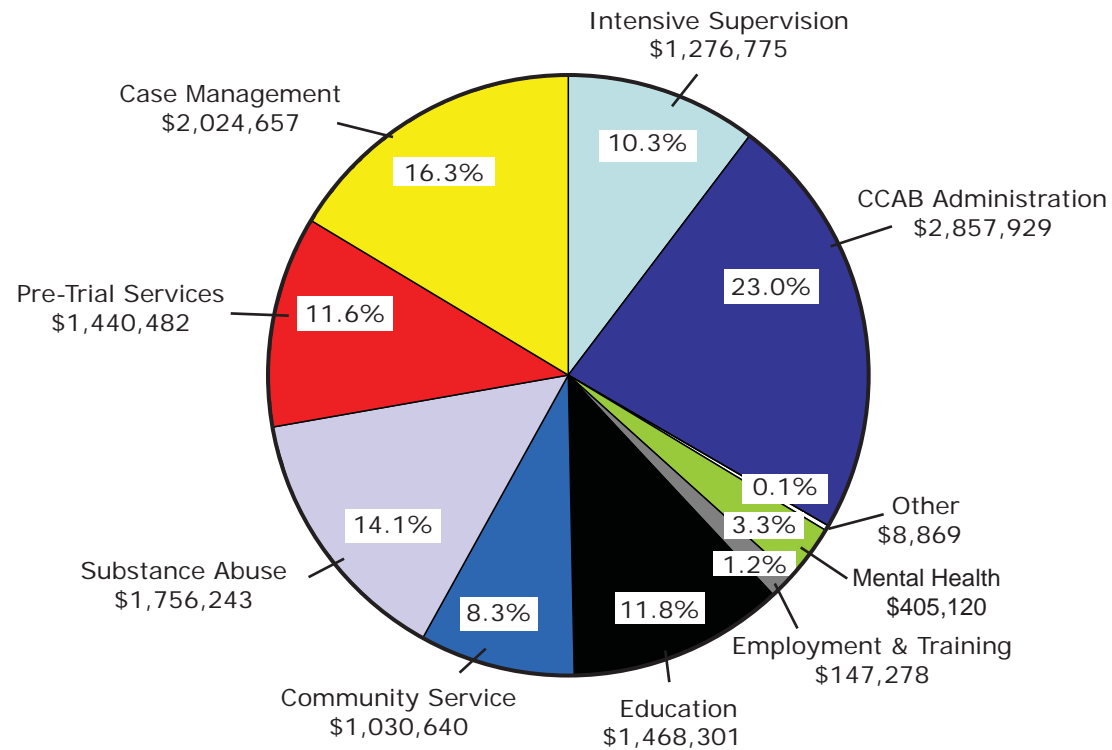
J1 Offenders Enrolled in P.A. 511 Community Corrections Programs in FY 2007
By Crime Class and Legal Status at Enrollment



Source: Office of Community Corrections, Planning and Community Development Administration.

J2 Grants Awarded in FY 2007: \$12,416,294

Community Corrections Comprehensive Plans and Services



Source: Office of Community Corrections, Planning and Community Development Administration.

J3 2007 Probation Residential Services

PROGRAM	AUTHORIZED AVERAGE DAILY POPULATION	ACTUAL AVERAGE DAILY POPULATION	UTILIZATION RATE
ALLEGAN	5.00	4.99	99.84%
BARRY	2.00	1.15	57.40%
BAY	13.00	12.96	99.68%
BERRIEN	35.00	32.98	94.23%
BRANCH	1.00	1.36	135.89%
CALHOUN	25.00	24.11	96.45%
CASS	9.00	6.77	75.22%
CLINTON	1.00	0.18	18.36%
EATON	12.00	11.29	94.06%
GENESEE	81.00	78.89	97.40%
GRATIOT	1.00	0.25	24.66%
HURON	0.58	0.25	42.41%
INGHAM	30.21	26.66	88.25%
IONIA	3.00	2.65	88.31%
ISABELLA	2.00	0.98	48.90%
JACKSON	8.00	7.84	98.01%
KALAMAZOO	68.23	66.19	97.00%
KENT	72.23	70.31	97.34%
LENAWEE	6.00	7.48	124.66%
LIVINGSTON	7.00	4.92	70.29%
MACOMB	43.00	40.68	94.62%
MARQUETTE	2.00	1.44	72.05%
MASON	1.00	1.00	100.00%
MECOSTA	2.00	2.07	103.42%
MIDLAND	8.00	8.02	100.27%
MONROE	24.00	22.56	94.02%
MONTCALM	6.00	4.72	78.63%
MUSKEGON	43.00	42.36	98.52%
NORTHERN MICHIGAN	4.00	4.00	100.00%
NORTHWEST MICHIGAN	8.00	7.85	98.12%
OAKLAND	97.00	104.92	108.17%
OSCEOLA	1.00	1.00	100.00%
OTTAWA	6.00	4.91	81.83%
SAGINAW	37.79	35.77	94.65%
ST. CLAIR	39.00	39.00	100.00%
ST. JOSEPH	20.00	22.39	111.96%
SHIAWASSEE	1.00	1.01	101.10%
SUNRISE SIDE	5.00	3.77	75.34%
13TH CIRCUIT	8.00	8.11	101.40%
34TH CIRCUIT	2.00	1.28	63.97%
THUMB AREA	5.00	4.23	84.60%
VAN BUREN	9.00	8.64	96.01%
WASHTENAW	18.00	15.79	87.72%
WAYNE	202.10	183.69	90.89%
WEST CENTRAL.U.P.	2.00	1.02	50.82%
TOTALS	976.15	932.45	95.52%

Source: Office of Community Corrections, Planning and Community Development Administration