




MiScorecard Performance Summary

Business Unit: CFA Green >=90% of target
Executive/Director Name: Kenneth T. McKee, Deputy Director, CFA Yellow >= 75% - 90% of target
Reporting Period: Feb 2020 Red <75% of target
Date Approved: 3/9/2020

Metric ID	Metric	Status	Progress	Target	Current	Previous	Frequency	Metric Definition
V7 - Highest Integrity, Expectations of Excellence, Respect & Value Dignity & Human Life								
CFA-20	Offenders Moved via Transportation - # Offenders	Green		8600	8302 CY 2019, January	8170	Monthly	Offenders under the Department's jurisdiction shall be transported in a safe and humane manner by appropriately trained Department employees, subject to reasonable measures to maintain the safety and security of the public, employees, and offenders. This metric includes the actual offender movement through Transportation on a monthly basis. Prisoners are moved for court proceedings, medical issues, programming needs, safety and security needs, etc. Data has a lag time of one month; previous value is the value reported in the same calendar month one year ago.
CFA-11	Class I Misconduct Charges Dismissed and Not Guilty, as Compared to Total Charges - % Charges	Red		5.0%	6.7% CY 2020, February	7.1%	Monthly	Class I misconducts written monthly, including guilty findings, not guilty findings and dismissed misconducts. The goal is for staff to use good communication skills and when possible consider alternative methods to improve prisoner behavior in lieu of writing misconducts. However, in cases where misconducts are appropriate and warranted staff should examine situations thoroughly prior to writing a misconduct.
CFA-12	CFA Closed Positions - # Hours Positions are Closed	Green		6268	26198 FY 2020, February	26346	Monthly	Goal is to increase the number of hours positions are closed. Closing positions, even if for a few hours, helps reduce facility overtime and associated costs.
CFA-17	CFA Facilities Participating in Community Service Activities (Both Staff and Prisoner Involvement) - % Participating	Yellow	=	70%	53% CY 2019, January	53%	Monthly	Staff and prisoners at CFA facilities actively participate in activities which provide benefit to the communities in which they exist. They also participate in activities which support positive causes in the greater society. Each CFA facility is required to provide information about the community service efforts made by persons working and living at that site. Data has a lag time of one month.