
MICHIGAN DEPARTMENT OF CORRECTIONS
2006 STATISTICAL REPORT

Jennifer M. Granholm, Governor

Patricia L. Caruso, Director
Michigan Department of Corrections

2006 STATISTICAL REPORT

INTRODUCTION

Since the 2000 edition of the MDOC Statistical Report, bound paper copies have no longer been produced and distributed. Instead, these annual statistical reports are published only on the official MDOC web site on the Internet. The MDOC home page web address is <http://www.michigan.gov/corrections>, and the Statistical Reports are located under the *Publications & Information* link.

The crime breakdowns in the core tables of the first three sections of the 2006 report regarding felony court dispositions, prison intake, and prison population are all based on the longer 10-character offense codes, as was first shown in the 1999 report. They are also sorted by offense code rather than by crime frequency or maximum term. Since the new sort order keeps sequential offense codes together, similar crimes that have identical maximum penalties are no longer consolidated. This new level of detail provides much richer information than in the past.

However, the additional detail also makes the crime tables much longer; and the reader must be careful to watch for related offense codes when attempting to examine the data for a particular type of crime. For example, several separate offense codes now appear for the crime of first degree criminal sexual conduct (750.520B--) in each crime table because each code represents a specific characteristic of the offense.

Summary narrative reflecting on the Department's observations about what the data show has again been kept to a minimum, as the Department now produces a separate *Annual Report* for that purpose.

Section Overview

This report is divided into ten major sections (A-J).

- Section *A, Court Dispositions*, contains data on statewide felony court dispositions broken down by offense, sentencing jurisdiction, and type of disposition.
- Section *B, Prison Commitments*, provides prison intake data by the number and characteristics of new prisoners received into the Department's institutions and camps.
- Section *C, Prisoner Population*, presents descriptions of Michigan's correctional facilities and statistics regarding the characteristics of the prisoner population.
- Section *D, Parole Board*, summarizes data on offender movement to parole and Parole Board activity and decisions, and examines the parole outcomes.
- Section *E, Probation and Parole Supervision* contains data and information regarding the community supervision programs and functions of the Department's Field Operations Administration (FOA).
- Section *F, Department Operations*, contains data and information about a variety of Department programs and administrative functions/operations. Section *F* contains the following subsections:
 - *Prisoner Program, Misconduct and Litigation Statistics*
 - *Bureau of Correctional Industries*
 - *Health Care Services*
 - *Department Expenditures and Personnel Summaries*
- Section *G, Michigan Prisoner ReEntry Initiative (MPRI)*, was a new section last year and reflects the development of the statewide initiative by several stakeholders, one of whom is MDOC. The first year that prisoners were paroled to the community under this initiative was in 2005.
- Section *H, Community Residential Programs* contains data regarding corrections centers.
- Section *I, Special Alternative Incarceration Program* is administered by the Correctional Facilities Administration with Cooper Street Correctional Facility serving administratively as the parent institution.
- Section *J, Office of Community Corrections* provides data regarding the utilization of community sanctions and services for non-violent offenders in order to reduce admissions to prison.

Table of Contents

INTRODUCTION	<i>i</i>
TABLE OF CONTENTS.....	<i>iii</i>
DEPARTMENT ORGANIZATIONAL CHART	<i>vi</i>
A. COURT DISPOSITIONS	A - 1
A Statewide Prison Commitment Rates, 1992 - 2006	A - 2
2006 Criminal Court Dispositions (Offenders) by FOA Region and Circuit Number	
A1 — All Offenses	A - 3
A1a — Non-Assaultive Offenses	A - 4
A1b — Drug Offenses	A - 5
A1c — Assaultive Offenses	A - 6
2006 Criminal Court Dispositions by Offense and Type of Disposition	
A2 — All Offenses	A - 7
A2a — Non-Assaultive Offenses	A -29
A2b — Drug Offenses	A -41
A2c — Assaultive Offenses	A -44
B. PRISON COMMITMENTS	B - 1
B1a Annual Prison Intake, 1992 - 2006	B - 2
B1b Reported Index Crimes and Prison Intake, 1999 - 2006	B - 3
B1c Total Prisoner Population, Prison Commitments, and Michigan Census, 1947 - 2006 ..	B - 4
2006 Commitments by Minimum Term Distribution for Men and Women	
B2 — All Offenses	B - 5
B2a — Non-Assaultive Offenses	B -23
B2b — Drug Offenses	B -32
B2c — Assaultive Offenses	B -35
2006 Commitments by Minimum Term Distribution for Women	
B3 — All Offenses	B -44
B4a Commitments by Age for Men, 1997 - 2006.....	B -52
B4b Commitments by Age, Race and Gender as of December 2006.....	B -52
B5a Commitments by Race for Men, 1990 - 2006	B -53
B5b Total 2006 Commitments by Race and Gender.....	B -54
B6 2006 Prison Commitments by Type	B -55
B7 2006 Prisoner Intake by Major Crime Types.....	B -56
C. PRISONER POPULATION	C - 1
... Map of Prison and Camp Facilities by Region as of December 31, 2006	C - 2
... 2006 Facility Descriptions	C - 3
C Net Operating Capacity by Security Level (Institutions & Camps) as of December 31, 2006	C -14
Ca Year-End Prison Population (Institutions and Camps), 1992 - 2006	C -15

C. Prisoner Population CONT'D.

2006 Total Prisoner Population by Minimum Term Distribution

C1	— All Offenses	C -16
C1a	— Non-Assaultive Offenses	C -39
C1b	— Drug Offenses	C -50
C1c	— Assaultive Offenses	C -53

2006 Prisoner Population by Minimum Term Distribution, Female Totals Only

C2	— All Offenses	C -63
----	----------------------	-------

Age Breakdown of Prisoner Population by Location as of December 2006

C3a	— Total Prisoner Population	C -73
C3b	— White Prisoner Population	C -76
C3c	— Non-White Prisoner Population	C -79
C4	2006 Prisoner Movement Summary: Institutions and Camps Only	C -82
C5	Escapes From Secure DOC Custody, Calendar Years 1999 - 2006	C -83

D. PAROLE BOARD..... D- 1

D	Annual Movements to Parole, Calendar Years 1992 - 2006	D- 2
D1	Parole Board Activity, Calendar Years 1986 - 2006.....	D- 3
D1a	2006 Parole Board Action	D- 4
D2	Two-Year Follow-Up Outcomes of Offenders Who Paroled in 1998 to 2004 by Year (Flat Two-Year Follow-Up Regardless of Parole Status).....	D- 5
D3	Three-Year Follow-Up Outcomes of Offenders Who Paroled in 1998 to 2004 by Year (Flat Three-Year Follow-Up Regardless of Parole Status)	D- 6

E. PROBATION AND PAROLE SUPERVISION E - 1

...	Map — Field Operations Administration Regions and Areas as of December 31, 2006	E - 2
E1	Violations of Parole Supervision 1997 - 2006	E - 3
E2	2006 Personnel and Funds Distribution	E - 4
E3	2006 Work Distribution	E - 5
E4	Total Number of Pre-Sentence Investigations 1997 - 2006.....	E - 6
E5	Average Number of Parolees Supervised 1997 - 2006	E - 7
E6	Average Number of Probationers Supervised 1997 - 2006.....	E - 8

F. DEPARTMENT OPERATIONS F - 1

PRISONER PROGRAM, MISCONDUCT AND LITIGATION STATISTICS..... F - 3

F1	2006 Prisoner Faith Preferences.....	F - 4
F2	Institutional Education Program Statistics, FY 2005 - FY 2006.....	F - 5
F3	2006 Major Misconduct Statistics: Calendar Year Totals	F - 6
F4	Litigation Statistics, 2003 - 2006.....	F - 7

MICHIGAN STATE INDUSTRIES F - 9

F5	Seven-Year History of Total Sales and Net Margin, FY 2000 - FY 2006.....	F -10
F6	Comparison of Total Sales and Net Margin From Factory Operations FY 2005 - FY 2006	F -11
F7	2006 Hourly Pay Schedule	F -12

F. DEPARTMENT OPERATIONS CONT'D.

HEALTH CARE SERVICES F - 13

F8	Health Care Expenditures Profile, FY 1997 - FY 2006	F - 14
F9	Trend of Per Prisoner Health Care Expenditures Under Direct Control of MDOC FY 1997 - FY 2006	F - 15
F10	Consent Decree Health Care Expenditures FY 2005 - FY 2006	F - 16

DEPARTMENT EXPENDITURES AND PERSONNEL SUMMARIES..... F - 17

F11	Gross Expenditures and Encumbrances Excluding Capital Outlay - FY 2006	F - 18
F11a	FY 2006 Corrections Operating Expenditures	F - 19
F12	Number of Employees as of December 31, 2006.....	F - 20
F12a	Corrections Officers as of December 31, 2006	F - 21

G. MICHIGAN PRISONER ReENTRY INITIATIVE..... G- 1

—	Map of MPRI Round One Pilot Sites	G- 3
—	Map of MPRI Round Two Pilot Sites.....	G- 4
G1	Transition Accountability Plan MPRI Model Process Flowchart	G- 5
G2	Monthly Status/Recidivism Levels of Released MPRI-Related Participants.....	G- 6
G3	Crime Groups for MPRI-Related Participants Released	G- 6

H. COMMUNITY RESIDENTIAL PROGRAMS (CRP)..... H- 1

H1	Year-End Prisoner Population: Community Residential Programs, 1997 - 2006	H- 2
H2	2006 Prisoner Movement Summary: Community Residential Programs.....	H- 3
H3	End-of-Year Electronic Monitoring Population, 2001 - 2006.....	H- 4
H4	Zero Tolerance Escape Policy - Community Residential Programs 1995 - 2006.....	H- 5

I. SPECIAL ALTERNATIVE INCARCERATION PROGRAM (SAI) I - 1

I1	2006 SAI <i>Prisoner</i> Intake by Offense	I - 2
I2	2006 SAI <i>Probationer</i> Intake by Offense.....	I - 4
I3	Comparison of SAI <i>Probationer</i> Intake by Field Operations 2004 - 2006.....	I - 6
I4	SAI Phase I <i>Prisoner</i> Program Performance 2004- 2006	I - 7
I5	SAI Phase I <i>Probationer</i> Program Performance 2004 - 2006.....	I - 7
I6	Table □ SAI Phase I <i>Prisoner</i> Post-Program Performance 1992 - 2006.....	I - 8
I7	Chart □ SAI Phase I <i>Prisoner</i> Post-Program Performance 1992 - 2006.....	I - 8

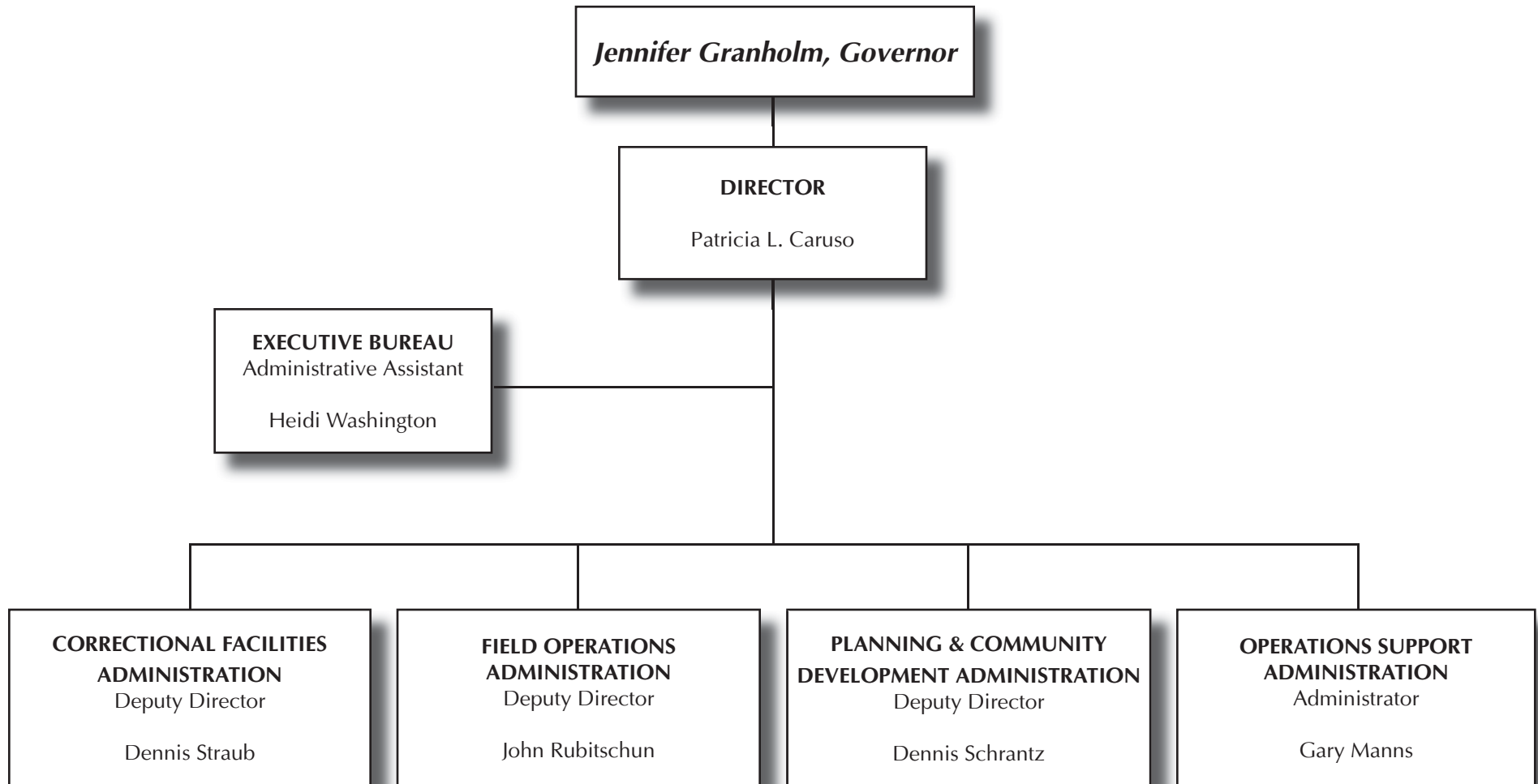
J. OFFICE OF COMMUNITY CORRECTIONS (OCC) J - 1

J1	Offenders Enrolled in P.A. 511 Community Corrections Programs in FY 2006.....	J - 2
J2	Grants Awarded in FY 2006	J - 3
J3	2006 Probation Residential Services	J - 4

MICHIGAN DEPARTMENT OF CORRECTIONS

As of December 31, 2006

14.



Court Dispositions

A

This section contains data on statewide felony court dispositions—broken down by offense, sentencing jurisdiction and type of disposition. Offenders may have committed multiple offenses that the felony courts handle as a single court disposition or sentencing event. Both offender-based data and offense-based data have distinct uses that are not interchangeable, therefore, offender-based data is presented in Tables A and A1 through A1c and offense-based data is presented in Tables A2 through A2c.

Tables A and A1 through A1c aggregate multiple offenses and/or disposition (sentencing) dates into offenders. In other words, offenders with multiple offenses and/or multiple dispositions, from the same sentencing county, were reported as follows:

- Offenses/Dispositions for the same offender that occurred three or more months apart were reported as separate disposition events. (It is possible that these separate events were combination events, as discussed in the next bullet.)
- Offenses/Dispositions for the same offender that occurred less than three months apart were aggregated together into one disposition event using the following sequence in order to report the most severe details for the disposition event:
 - The most severe disposition was reported (e.g., a disposition to prison was reported over a disposition to jail).

- If the dispositions were of equal severity, then the disposition with the longest minimum term was reported.

- If the dispositions and minimum terms were of equal severity, then the disposition with the longest maximum term was reported. (Minimum term is used as the first severity tie-breaker, since it represents the minimum penalty imposed by the judge based on the mitigating/aggravating facts of the offender's current criminal activity, whereas the maximum term represents the Legislature's statutory limitations on judicial discretion for the current criminal activity.)

Table A shows the statewide prison commitment rates of offenders for 2006 and the previous fourteen years. Table A no longer provides separate prison commitment rates for offenses involving mandatory sentences to prison and offenses that do not involve mandatory sentences to prison, as PA 665 of 2002 repealed mandatory minimum prison terms for drug offenses.

Table A1 shows the 2006 court dispositions of offenders broken down by disposition type and by sentencing county circuit within each of the three Field Operations Administration (FOA) regions. Tables A1a through A1c show the information in Table A1 broken down by major crime categories (i.e., non-assaultive, drug and assaultive offenses). The A1 series of tables are based on offenders, so multiple offenses/dispositions for the same

offender are aggregated and reported per the above sequence.

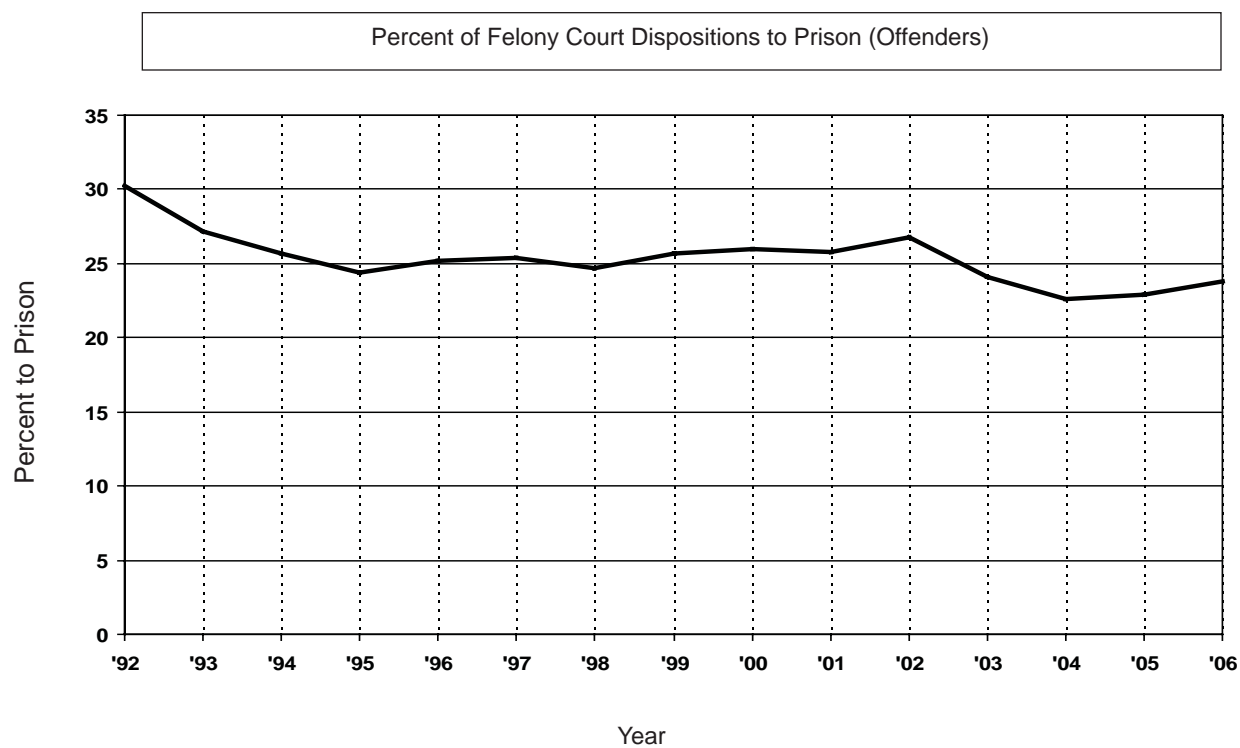
Table A2 shows the 2006 court dispositions of offenses broken down by disposition type and offense. Tables A2a through A2c show the information in Table A2 broken down by major crime categories (i.e., non-assaultive, drug and assaultive offenses). The A2 series of tables are based on all offenses, so multiple offenses/dispositions for the same offender are reported individually by offense.

The crimes in the A2 series of tables are sorted by Michigan Compiled Law (MCL) numbers and Prosecuting Attorney's Coordinating Council (PACC) codes (the sort order used since 1999). Since this sort order keeps related codes together, similar crimes that have identical maximum penalties are not consolidated. This level of detail provides much richer information, but the reader must be careful to watch for related codes when attempting to examine the frequency and disposition pattern for a particular type of crime. For example, several separate offense codes appear for the crime of first degree criminal sexual conduct (750.520B--), because each code represents a specific characteristic of the offense.

A Statewide Prison Commitment Rates

Calendar Years 1992 - 2006

Year	Total Felony Dispositions (Offenders)	Percent Total Felony Dispositions to Prison
1992	39,041	30.2
1993	38,634	27.2
1994	37,823	25.7
1995	38,805	24.4
1996	38,749	25.2
1997	39,340	25.4
1998	40,016	24.7
1999	38,178	25.7
2000	38,359	26.0
2001	41,835	25.8
2002	45,147	26.8
2003	47,229	24.1
2004	48,263	22.6
2005	49,467	22.9
2006	52,031	23.8



SOURCE: Basic Information Reports (BIR).

A1 2006 Criminal Court Dispositions (Offenders) by FOA Region and Circuit Number — All Offenses

	Total	Prison	Pro-bation*	Jail/ Prob.	Jail/ File**	Percents			
						Prison	Pro-bation*	Jail/ Prob.	Jail/ Fine**
STATE TOTALS	52,031	12,369	15,049	14,485	10,128	23.8	28.9	27.8	19.5
FOA REGION I (03 Wayne) TOTALS	13,600	2,872	5,995	2,937	1,796	21.1	44.1	21.6	13.2
FOA REGION II TOTALS	19,354	4,845	5,104	5,925	3,480	25.0	26.4	30.6	18.0
01 Hillsdale	133	71	3	55	4	53.4	2.3	41.4	3.0
06 Oakland	5,483	1,425	1,146	1,669	1,243	26.0	20.9	30.4	22.7
07 Genesee	1,872	583	687	417	185	31.1	36.7	22.3	9.9
10 Saginaw	1,284	373	440	267	204	29.0	34.3	20.8	15.9
16 Macomb	4,283	795	1,850	841	797	18.6	43.2	19.6	18.6
18 Bay	555	140	193	150	72	25.2	34.8	27.0	13.0
21 Isabella	455	84	12	319	40	18.5	2.6	70.1	8.8
22 Washtenaw	1,040	256	371	160	253	24.6	35.7	15.4	24.3
24 Sanilac	81	21	1	35	24	25.9	1.2	43.2	29.6
29 Clinton, Gratiot	349	124	3	142	80	35.5	0.9	40.7	22.9
31 St. Clair	788	180	91	294	223	22.8	11.5	37.3	28.3
35 Shiawassee	279	88	11	171	9	31.5	3.9	61.3	3.2
38 Monroe	646	169	10	380	87	26.2	1.5	58.8	13.5
39 Lenawee	307	102	23	176	6	33.2	7.5	57.3	2.0
40 Lapeer	261	60	6	146	49	23.0	2.3	55.9	18.8
42 Midland	346	85	50	176	35	24.6	14.5	50.9	10.1
44 Livingston	586	157	95	235	99	26.8	16.2	40.1	16.9
52 Huron	43	14	1	18	10	32.6	2.3	41.9	23.3
54 Tuscola	288	62	58	128	40	21.5	20.1	44.4	13.9
55 Clare, Gladwin	275	56	53	146	20	20.4	19.3	53.1	7.3
FOA REGION III TOTALS	19,077	4,652	3,950	5,623	4,852	24.4	20.7	29.5	25.4
02 Berrien	1,317	324	305	364	324	24.6	23.2	27.6	24.6
04 Jackson	971	308	178	200	285	31.7	18.3	20.6	29.4
05 Barry	219	61	10	137	11	27.9	4.6	62.6	5.0
08 Ionia, Montcalm	520	181	98	134	107	34.8	18.8	25.8	20.6
09 Kalamazoo	2,275	302	1,015	160	798	13.3	44.6	7.0	35.1
11 Alger, Luce, Schoolcraft	100	29	2	30	39	29.0	2.0	30.0	39.0
12 Baraga, Houghton, Keweenaw	99	19	10	45	25	19.2	10.1	45.5	25.3
13 Antrim, Grand Traverse, Leelanau	374	151	8	174	41	40.4	2.1	46.5	11.0
14 Muskegon	1,255	502	70	535	148	40.0	5.6	42.6	11.8
15 Branch	148	41	4	58	45	27.7	2.7	39.2	30.4
17 Kent	3,266	890	1,115	401	860	27.3	34.1	12.3	26.3
19 Benzie, Manistee	108	40	36	30	2	37.0	33.3	27.8	1.9
20 Ottawa	907	106	283	293	225	11.7	31.2	32.3	24.8
23 Iosco, Oscoda	129	30	3	87	9	23.3	2.3	67.4	7.0
25 Marquette	160	33	37	85	5	20.6	23.1	53.1	3.1
26 Alpena, Alcona, Montmorency, Presque Isle	341	66	63	125	87	19.4	18.5	36.7	25.5
27 Newaygo, Oceana	314	54	15	163	82	17.2	4.8	51.9	26.1
28 Missaukee, Wexford	196	69	3	110	14	35.2	1.5	56.1	7.1
30 Ingham	1,327	254	49	571	453	19.1	3.7	43.0	34.1
32 Gogebic, Ontonagon	53	15	7	23	8	28.3	13.2	43.4	15.1
33 Charlevoix	78	17	1	47	13	21.8	1.3	60.3	16.7
34 Roscommon, Arenac, Ogemaw	292	77	30	138	47	26.4	10.3	47.3	16.1
36 Van Buren	453	88	37	173	155	19.4	8.2	38.2	34.2
37 Calhoun	1,109	215	320	193	381	19.4	28.9	17.4	34.4
41 Dickinson, Iron, Menominee	189	44	8	98	39	23.3	4.2	51.9	20.6
43 Cass	321	56	43	108	114	17.4	13.4	33.6	35.5
45 St. Joseph	339	76	1	113	149	22.4	0.3	33.3	44.0
46 Otsego, Kalkaska, Crawford	313	117	10	141	45	37.4	3.2	45.0	14.4
47 Delta	117	16	3	48	50	13.7	2.6	41.0	42.7
48 Allegan	431	146	41	170	74	33.9	9.5	39.4	17.2
49 Mecosta, Osceola	305	53	68	146	38	17.4	22.3	47.9	12.5
50 Mackinac, Chippewa	212	53	21	61	77	25.0	9.9	28.8	36.3
51 Lake, Mason	174	48		115	11	27.6		66.1	6.3
53 Cheboygan	161	49	18	69	25	30.4	11.2	42.9	15.5
56 Eaton	377	70	30	214	63	18.6	8.0	56.8	16.7
57 Emmet	127	52	8	64	3	40.9	6.3	50.4	2.4

SOURCE: Basic Information Reports (BIR). *Includes Delayed and Suspended Sentences and HYTA Probation. **Includes Restitution and Costs.

A1a 2006 Criminal Court Dispositions (Offenders) by FOA Region and Circuit Number — Non-Assaultive Offenses

	Total	Prison	Pro-bation*	Jail/ Prob.	Jail/ File**	Percents			
						Prison	Pro-bation*	Jail/ Prob.	Jail/ Fine**
STATE TOTALS	26,087	5,577	7,766	7,763	4,981	21.4	29.8	29.8	19.1
FOA REGION I (03 Wayne) TOTALS	6,881	1,259	3,254	1,544	824	18.3	47.3	22.4	12.0
FOA REGION II TOTALS	9,627	2,265	2,468	3,165	1,729	23.5	25.6	32.9	18.0
01 Hillsdale	79	37		41	1	46.8		51.9	1.3
06 Oakland	2,917	654	681	932	650	22.4	23.3	32.0	22.3
07 Genesee	980	291	358	234	97	29.7	36.5	23.9	9.9
10 Saginaw	665	190	226	145	104	28.6	34.0	21.8	15.6
16 Macomb	1,658	333	652	358	315	20.1	39.3	21.6	19.0
18 Bay	296	62	117	67	50	20.9	39.5	22.6	16.9
21 Isabella	211	36	8	144	23	17.1	3.8	68.2	10.9
22 Washtenaw	537	119	215	87	116	22.2	40.0	16.2	21.6
24 Sanilac	48	15	1	19	13	31.3	2.1	39.6	27.1
29 Clinton, Gratiot	196	71	2	83	40	36.2	1.0	42.3	20.4
31 St. Clair	414	76	46	155	137	18.4	11.1	37.4	33.1
35 Shiawassee	138	38	4	90	6	27.5	2.9	65.2	4.3
38 Monroe	301	79	7	180	35	26.2	2.3	59.8	11.6
39 Lenawee	153	45	9	96	3	29.4	5.9	62.7	2.0
40 Lapeer	170	35	3	99	33	20.6	1.8	58.2	19.4
42 Midland	214	41	23	129	21	19.2	10.7	60.3	9.8
44 Livingston	303	78	50	130	45	25.7	16.5	42.9	14.9
52 Huron	16	6		6	4	37.5		37.5	25.0
54 Tuscola	178	33	38	83	24	18.5	21.3	46.6	13.5
55 Clare, Gladwin	153	26	28	87	12	17.0	18.3	56.9	7.8
FOA REGION III TOTALS	9,579	2,053	2,044	3,054	2,428	21.4	21.3	31.9	25.3
02 Berrien	573	113	134	179	147	19.7	23.4	31.2	25.7
04 Jackson	511	153	109	112	137	29.9	21.3	21.9	26.8
05 Barry	121	33	5	75	8	27.3	4.1	62.0	6.6
08 Ionia, Montcalm	297	108	53	80	56	36.4	17.8	26.9	18.9
09 Kalamazoo	946	112	428	65	341	11.8	45.2	6.9	36.0
11 Alger, Luce, Schoolcraft	51	13	1	13	24	25.5	2.0	25.5	47.1
12 Baraga, Houghton, Keweenaw	54	8	3	30	13	14.8	5.6	55.6	24.1
13 Antrim, Grand Traverse, Leelanau	215	83	8	102	22	38.6	3.7	47.4	10.2
14 Muskegon	627	234	44	276	73	37.3	7.0	44.0	11.6
15 Branch	67	11	1	21	34	16.4	1.5	31.3	50.7
17 Kent	1,708	376	649	247	436	22.0	38.0	14.5	25.5
19 Benzie, Manistee	60	23	20	15	2	38.3	33.3	25.0	3.3
20 Ottawa	534	42	158	192	142	7.9	29.6	36.0	26.6
23 Iosco, Oscoda	81	14	3	56	8	17.3	3.7	69.1	9.9
25 Marquette	83	17	18	44	4	20.5	21.7	53.0	4.8
26 Alpena, Alcona, Montmorency, Presque Isle	146	30	27	56	33	20.5	18.5	38.4	22.6
27 Newaygo, Oceana	150	21	10	76	43	14.0	6.7	50.7	28.7
28 Missaukee, Wexford	104	35	3	58	8	33.7	2.9	55.8	7.7
30 Ingham	717	101	35	316	265	14.1	4.9	44.1	37.0
32 Gogebic, Ontonagon	25	7	4	13	1	28.0	16.0	52.0	4.0
33 Charlevoix	39	6	1	23	9	15.4	2.6	59.0	23.1
34 Roscommon, Arenac, Ogemaw	178	41	22	84	31	23.0	12.4	47.2	17.4
36 Van Buren	210	48	18	81	63	22.9	8.6	38.6	30.0
37 Calhoun	502	87	160	96	159	17.3	31.9	19.1	31.7
41 Dickinson, Iron, Menominee	111	14	6	64	27	12.6	5.4	57.7	24.3
43 Cass	122	15	13	45	49	12.3	10.7	36.9	40.2
45 St. Joseph	144	16		63	65	11.1		43.8	45.1
46 Otsego, Kalkaska, Crawford	168	52	4	84	28	31.0	2.4	50.0	16.7
47 Delta	62	8	2	25	27	12.9	3.2	40.3	43.5
48 Allegan	214	67	27	82	38	31.3	12.6	38.3	17.8
49 Mecosta, Osceola	149	24	34	74	17	16.1	22.8	49.7	11.4
50 Mackinac, Chippewa	112	32	9	26	45	28.6	8.0	23.2	40.2
51 Lake, Mason	98	27		66	5	27.6		67.3	5.1
53 Cheboygan	79	26	9	32	12	32.9	11.4	40.5	15.2
56 Eaton	269	35	22	157	55	13.0	8.2	58.4	20.4
57 Emmet	52	21	4	26	1	40.4	7.7	50.0	1.9

SOURCE: Basic Information Reports (BIR). *Includes Delayed and Suspended Sentences and HYTA Probation. **Includes Restitution and Costs.

A1b 2006 Criminal Court Dispositions (Offenders) by FOA Region and Circuit Number — Drug Offenses

	Total	Prison	Pro-bation*	Jail/ Prob.	Jail/ File**	Percents			
						Prison	Pro-bation*	Jail/ Prob.	Jail/ Fine**
STATE TOTALS	14,147	1,880	5,068	3,796	3,403	13.3	35.8	26.8	24.1
FOA REGION I (03 Wayne) TOTALS	3,827	352	1,838	894	743	9.2	48.0	23.4	19.4
FOA REGION II TOTALS	5,201	694	1,894	1,464	1,149	13.3	36.4	28.1	22.1
01 Hillsdale	25	12	2	9	2	48.0	8.0	36.0	8.0
06 Oakland	1,294	235	271	392	396	18.2	20.9	30.3	30.6
07 Genesee	475	78	243	90	64	16.4	51.2	18.9	13.5
10 Saginaw	274	53	122	46	53	19.3	44.5	16.8	19.3
16 Macomb	1,790	141	997	280	372	7.9	55.7	15.6	20.8
18 Bay	131	18	55	47	11	13.7	42.0	35.9	8.4
21 Isabella	142	13	3	116	10	9.2	2.1	81.7	7.0
22 Washtenaw	187	17	82	14	74	9.1	43.9	7.5	39.6
24 Sanilac	14	1		8	5	7.1		57.1	35.7
29 Clinton, Gratiot	70	14	1	36	19	20.0	1.4	51.4	27.1
31 St. Clair	175	21	31	76	47	12.0	17.7	43.4	26.9
35 Shiawassee	67	17	4	46		25.4	6.0	68.7	
38 Monroe	197	30	3	127	37	15.2	1.5	64.5	18.8
39 Lenawee	55	12	7	34	2	21.8	12.7	61.8	3.6
40 Lapeer	35	2	2	22	9	5.7	5.7	62.9	25.7
42 Midland	52	2	16	26	8	3.8	30.8	50.0	15.4
44 Livingston	121	20	31	47	23	16.5	25.6	38.8	19.0
52 Huron	8			5	3			62.5	37.5
54 Tuscola	27	1	6	12	8	3.7	22.2	44.4	29.6
55 Clare, Gladwin	62	7	18	31	6	11.3	29.0	50.0	9.7
FOA REGION III TOTALS	5,119	834	1,336	1,438	1,511	16.3	26.1	28.1	29.5
02 Berrien	441	106	135	100	100	24.0	30.6	22.7	22.7
04 Jackson	231	51	41	46	93	22.1	17.7	19.9	40.3
05 Barry	41	6	2	31	2	14.6	4.9	75.6	4.9
08 Ionia, Montcalm	91	19	27	17	28	20.9	29.7	18.7	30.8
09 Kalamazoo	905	69	469	45	322	7.6	51.8	5.0	35.6
11 Alger, Luce, Schoolcraft	22	1	1	10	10	4.5	4.5	45.5	45.5
12 Baraga, Houghton, Keweenaw	10		3	3	4		30.0	30.0	40.0
13 Antrim, Grand Traverse, Leelanau	84	20		49	15	23.8		58.3	17.9
14 Muskegon	308	93	22	156	37	30.2	7.1	50.6	12.0
15 Branch	40	12	2	21	5	30.0	5.0	52.5	12.5
17 Kent	846	168	302	71	305	19.9	35.7	8.4	36.1
19 Benzie, Manistee	27	6	14	7		22.2	51.9	25.9	
20 Ottawa	170	16	73	43	38	9.4	42.9	25.3	22.4
23 Iosco, Oscoda	24	4		19	1	16.7		79.2	4.2
25 Marquette	35	1	15	19		2.9	42.9	54.3	
26 Alpena, Alcona, Montmorency, Presque Isle	104	7	27	38	32	6.7	26.0	36.5	30.8
27 Newago, Oceana	83	8	2	50	23	9.6	2.4	60.2	27.7
28 Missaukee, Wexford	48	12		31	5	25.0		64.6	10.4
30 Ingham	282	22	11	139	110	7.8	3.9	49.3	39.0
32 Gogebic, Ontonagon	18	4	3	8	3	22.2	16.7	44.4	16.7
33 Charlevoix	23	3		17	3	13.0		73.9	13.0
34 Roscommon, Arenac, Ogemaw	61	12	5	33	11	19.7	8.2	54.1	18.0
36 VanBuren	144	8	15	62	59	5.6	10.4	43.1	41.0
37 Calhoun	284	38	83	50	113	13.4	29.2	17.6	39.8
41 Dickinson, Iron, Menominee	41	10	1	21	9	24.4	2.4	51.2	22.0
43 Cass	142	15	27	50	50	10.6	19.0	35.2	35.2
45 St. Joseph	98	20		34	44	20.4		34.7	44.9
46 Otsego, Kalkaska, Crawford	70	18	6	38	8	25.7	8.6	54.3	11.4
47 Delta	34	1		17	16	2.9		50.0	47.1
48 Allegan	100	32	6	45	17	32.0	6.0	45.0	17.0
49 Mecosta, Osceola	88	12	23	41	12	13.6	26.1	46.6	13.6
50 Mackinac, Chippewa	52	6	10	18	18	11.5	19.2	34.6	34.6
51 Lake, Mason	36	6		27	3	16.7		75.0	8.3
53 Cheboygan	53	11	4	28	10	20.8	7.5	52.8	18.9
56 Eaton	40	6	5	26	3	15.0	12.5	65.0	7.5
57 Emmet	43	11	2	28	2	25.6	4.7	65.1	4.7

SOURCE: Basic Information Reports (BIR). *Includes Delayed and Suspended Sentences and HYTA Probation. **Includes Restitution and Costs.

A1C 2006 Criminal Court Dispositions (Offenders) by FOA Region and Circuit Number — Assaultive Offenses

	Total	Prison	Pro- bation*	Jail/ Prob.	Jail/ File**	Percents			
						Prison	Pro- bation*	Jail/ Prob.	Jail/ Fine**
STATE TOTALS	11,797	4,912	2,215	2,926	1,744	41.6	18.8	24.8	14.8
FOA REGION I (03 Wayne) TOTALS	2,892	1,261	903	499	229	43.6	31.2	17.3	7.9
FOA REGION II TOTALS	4,526	1,886	742	1,296	602	41.7	16.4	28.6	13.3
01 Hillsdale	29	22	1	5	1	75.9	3.4	17.2	3.4
06 Oakland	1,272	536	194	345	197	42.1	15.3	27.1	15.5
07 Genesee	417	214	86	93	24	51.3	20.6	22.3	5.8
10 Saginaw	345	130	92	76	47	37.7	26.7	22.0	13.6
16 Macomb	835	321	201	203	110	38.4	24.1	24.3	13.2
18 Bay	128	60	21	36	11	46.9	16.4	28.1	8.6
21 Isabella	102	35	1	59	7	34.3	1.0	57.8	6.9
22 Washtenaw	316	120	74	59	63	38.0	23.4	18.7	19.9
24 Sanilac	19	5		8	6	26.3		42.1	31.6
29 Clinton, Gratiot	83	39		23	21	47.0		27.7	25.3
31 St. Clair	199	83	14	63	39	41.7	7.0	31.7	19.6
35 Shiawassee	74	33	3	35	3	44.6	4.1	47.3	4.1
38 Monroe	148	60		73	15	40.5		49.3	10.1
39 Lenawee	99	45	7	46	1	45.5	7.1	46.5	1.0
40 Lapeer	56	23	1	25	7	41.1	1.8	44.6	12.5
42 Midland	80	42	11	21	6	52.5	13.8	26.3	7.5
44 Livingston	162	59	14	58	31	36.4	8.6	35.8	19.1
52 Huron	19	8	1	7	3	42.1	5.3	36.8	15.8
54 Tuscola	83	28	14	33	8	33.7	16.9	39.8	9.6
55 Clare, Gladwin	60	23	7	28	2	38.3	11.7	46.7	3.3
FOA REGION III TOTALS	4,379	1,765	570	1,131	913	40.3	13.0	25.8	20.8
02 Berrien	303	105	36	85	77	34.7	11.9	28.1	25.4
04 Jackson	229	104	28	42	55	45.4	12.2	18.3	24.0
05 Barry	57	22	3	31	1	38.6	5.3	54.4	1.8
08 Ionia, Montcalm	132	54	18	37	23	40.9	13.6	28.0	17.4
09 Kalamazoo	424	121	118	50	135	28.5	27.8	11.8	31.8
11 Alger, Luce, Schoolcraft	27	15		7	5	55.6		25.9	18.5
12 Baraga, Houghton, Keweenaw	35	11	4	12	8	31.4	11.4	34.3	22.9
13 Antrim, Grand Traverse, Leelanau	75	48		23	4	64.0		30.7	5.3
14 Muskegon	320	175	4	103	38	54.7	1.3	32.2	11.9
15 Branch	41	18	1	16	6	43.9	2.4	39.0	14.6
17 Kent	712	346	164	83	119	48.6	23.0	11.7	16.7
19 Benzie, Manistee	21	11	2	8		52.4	9.5	38.1	
20 Ottawa	203	48	52	58	45	23.6	25.6	28.6	22.2
23 Iosco, Oscoda	24	12		12		50.0		50.0	
25 Marquette	42	15	4	22	1	35.7	9.5	52.4	2.4
26 Alpena, Alcona, Montmorency, Presque Isle	91	29	9	31	22	31.9	9.9	34.1	24.2
27 Newago, Oceana	81	25	3	37	16	30.9	3.7	45.7	19.8
28 Missaukee, Wexford	44	22		21	1	50.0		47.7	2.3
30 Ingham	328	131	3	116	78	39.9	0.9	35.4	23.8
32 Gogebic, Ontonagon	10	4		2	4	40.0		20.0	40.0
33 Charlevoix	16	8		7	1	50.0		43.8	6.3
34 Roscommon, Arenac, Ogemaw	53	24	3	21	5	45.3	5.7	39.6	9.4
36 VanBuren	99	32	4	30	33	32.3	4.0	30.3	33.3
37 Calhoun	323	90	77	47	109	27.9	23.8	14.6	33.7
41 Dickinson, Iron, Menominee	37	20	1	13	3	54.1	2.7	35.1	8.1
43 Cass	57	26	3	13	15	45.6	5.3	22.8	26.3
45 St. Joseph	97	40	1	16	40	41.2	1.0	16.5	41.2
46 Otsego, Kalkaska, Crawford	75	47		19	9	62.7		25.3	12.0
47 Delta	21	7	1	6	7	33.3	4.8	28.6	33.3
48 Allegan	117	47	8	43	19	40.2	6.8	36.8	16.2
49 Mecosta, Osceola	68	17	11	31	9	25.0	16.2	45.6	13.2
50 Mackinac, Chippewa	48	15	2	17	14	31.3	4.2	35.4	29.2
51 Lake, Mason	40	15		22	3	37.5		55.0	7.5
53 Cheboygan	29	12	5	9	3	41.4	17.2	31.0	10.3
56 Eaton	68	29	3	31	5	42.6	4.4	45.6	7.4
57 Emmet	32	20	2	10		62.5	6.3	31.3	

SOURCE: Basic Information Reports (BIR). *Includes Delayed and Suspended Sentences and HYTA Probation. **Includes Restitution and Costs.

A2 2006 Criminal Court Dispositions by Offense and Type of Disposition — All Offenses

Page 1 of 22

Compiled Laws	Offense	VIOLATIONS ATTEMPTS Max. Penalty
28.2931	State ID Card - False Application	5
	ATTEMPTS	
28.2951AA	State ID Card - Altered/Forged/Used to Commit Felony	10
	ATTEMPTS	
28.2951BA	State ID Card - Altered/Forged/Used to Commit Felony or Misd	5
	ATTEMPTS	
28.2952A	State ID Card - Altered/Forged w/Intent to Deliver/Posess 2 or More	5
	ATTEMPTS	
28.425B3	Weapons/Pistols - False Info on CCW Permit	4
	ATTEMPTS	
28.729	Sex Offender - Fail to Register	4
	ATTEMPTS	
28.7291A	Sex Offender - Fail to Register	4
	ATTEMPTS	
28.7291B	Sex Offender - Fail to Register 2nd Offense	7
	ATTEMPTS	
28.7291C	Sex Offender - Fail to Register 3rd Offense	10
	ATTEMPTS	
28.7292C	Sex Offender - Fail to Report, 3rd Offense	4
	ATTEMPTS	
168.933	Election Law - Swear Falsely to Register/Vote	5
	ATTEMPTS	
205.271A	Taxes - Fail to File/False Return	5
	ATTEMPTS	
205.271C	Taxes - Making/Permitting False Returns	5
	ATTEMPTS	
205.281E	Taxes - State Employee Compromising Taxes	5
	ATTEMPTS	
205.4282	Tobacco Products Tax Act Violations	5
	Felony ATTEMPTS	
205.4282-A	Tobacco Products Tax Act Violations	5
	Sell w/o Tax Stamp ATTEMPTS	
205.4286	Tobacco Products Tax Act	10
	Unauthorized Tax Stamps ATTEMPTS	
257.1355A	Used Car Parts Dealer - Fail to Record Transaction	2
	ATTEMPTS	
257.1355B	Used Car Parts Dealer - Falsify Record	2
	ATTEMPTS	
257.233A6	Motor Vehicles - Odometer Tampering	5
	ATTEMPTS	
257.254	MV Code - Intent to Pass False Title	10
	ATTEMPTS	
257.257	License Documents/Plates Forgery	5
	ATTEMPTS	
257.3107A	Driver's License-Forged w/Int Commit Crime	10
	Max 10 yrs or More ATTEMPTS	
257.3107B	Driver's License-Forged w/Int Commit Crime	5
	Max 6 mos - < 10 yrs ATTEMPTS	
257.3108	Driver's License-Forged Sell/Possess	5
	w/Intent to Deliver ATTEMPTS	

DISPOSITIONS				
Total	Prison 27%	Probation 47%	Jail* 19%	Other** 7%
64,723 8,518	19,095 853	29,738 4,927	11,522 1,960	4,368 878
15	5	7	3	
1			1	
5	2	1	2	
1			1	
1			1	
3		2		1
495 208	95 5	206 111	194 92	
18 13	1	11 7	7 5	
21	8	7	6	
3		1	2	
12 1	3	2 1	7	
1		1		
10 1	2	2 1	6	
1		1		
1				1
10 5		8 1	2 4	
1		1		
2 1		2 1		
1		1		
4		4		
4		3	1	
71 2	17	45 2	9	
95 71	6 3	73 52	15 14	1 2
6 1	3	2 1	1	
13 1	3	9 1	1	
4			4	

NOTE: Be sure to check for related offense codes when examining a particular type of crime. They may or may not be in sequential order or even on the same page.

A2 2006 Criminal Court Dispositions by Offense and Type of Disposition

— All Offenses

Page 2 of 22

Compiled Laws	Offense	VIOLETIONS ATTEMPTS Max. Penalty
257.3109	Driver's License-Forged Possess 2 or More ATTEMPTS	5
257.3291	Insurance Certificates - Possess/Sale of Stolen/Counterfeit ATTEMPTS	5
257.602A2	Police Officer - Fleeing - 4th Degree Vehicle Code ATTEMPTS	2
257.602A3	Police Officer - Fleeing - 3rd Degree Vehicle Code ATTEMPTS	5
257.602A3A	Police Officer - Fleeing - 3rd Degree Vehicle Code ATTEMPTS	5
257.602A4A	Police Officer - Fleeing - 2nd Degree Vehicle Code ATTEMPTS	10
257.602A5	Police Officer - Fleeing - 1st Degree Vehicle Code ATTEMPTS	15
257.616A2B	Portable Signal Preemption Device - Use ATTEMPTS	2
257.617	Fail to Stop at Accident - Result Serious Impairment/Death ATTEMPTS	5
257.6173	Fail to Stop at Accident - At Fault Death Resulting ATTEMPTS	15
257.6251	Drive M.V. Addict or Intox ATTEMPTS	15
257.62510C	Operating - OWI, 3rd Offense ATTEMPTS	1
257.6254	OWI - Causing Death ATTEMPTS	15
257.6254A	OWI - Causing Death ATTEMPTS	15
257.6255A	OWI - Causing Serious Injury ATTEMPTS	5
257.6256	OWI - Impaired, 3rd Felony ATTEMPTS	5
257.6256D	OWI - Impaired w/Contr. Sub, 3rd Offense ATTEMPTS	5
257.6257A2	OWI - w/Occupant Less Than 16, 2nd+ Offense ATTEMPTS	5
257.626C	Driving - Felonious ATTEMPTS	2
257.903	Motor Vehicle Code - False Certification ATTEMPTS	5
257.9032	Motor Vehicle Code - False Certification 2nd Offense ATTEMPTS	7
257.9044	Operate - License Suspended/Revoked/Denied Cause Death ATTEMPTS	15
257.9045	Operate - License Suspended/Revoked/Denied Cause Serious Injury ATTEMPTS	5
257.9047A	Operate - Allow Suspended Person to Operate Cause Serious Injury ATTEMPTS	2
259.183	Aircraft - Unlawful Tampering (making unsafe) ATTEMPTS	5

DISPOSITIONS				
Total	Prison 27%	Probation 47%	Jail* 19%	Other** 7%
64,723 8,518	19,095 853	29,738 4,927	11,522 1,960	4,368 878
4	1	3		
19 2	2 1	11 1	6 1	
451	68	257	115	11
5 1	2	2 1		1
925 41	294 6	427 22	174 11	30 2
59 1	36 1	16	7	
3	3			
1			1	
69 4	30 1	31 1	7 1	1 1
8	7	1		
2 2		2 1		
46	1	39	6	
69 4	50 3	19 1		
4	1	3		
158 5	57	96 3	4 2	1
4 1	2		2 1	
2,878	730	1,814	333	1
108	23	77	8	
34	8	18	7	1
59 14	14	31 10	13 4	1
1		1		
18 1	15 1	3		
29	16	12	1	
1		1		
1		1		

NOTE: Be sure to check for related offense codes when examining a particular type of crime. They may or may not be in sequential order or even on the same page.

A2 2006 Criminal Court Dispositions by Offense and Type of Disposition — All Offenses

Page 3 of 22

Compiled Laws	Offense	VIOLATIONS ATTEMPTS Max. Penalty
289.51072	Food Law - Felony Violations	4 ATTEMPTS
290.6313B	Weights & Measures - Intentional Violations	5 ATTEMPTS
324.1608	Resist/Obstruct Conservation Officers	2 ATTEMPTS
324.20139	Hazardous Subs - Know Release/False Statement [endanger]	5 ATTEMPTS
324.31152A	Water Resources Protection Violation	2 ATTEMPTS
324.31154	Water Resources Protection Violation Endangerment/Death	5 ATTEMPTS
324.80172	Marine Safety, Negligence Cause Injury/Death	2 ATTEMPTS
324.801764	Marine Safety, OUIL Cause Death	15 ATTEMPTS
333.16294	Health Profession - Unauthorized Practice Felony	4 ATTEMPTS
333.177644	Contr. Sub - Sale Adulterated/Misbranded Drugs - Personal Injury	4 ATTEMPTS
333.17766C1	Contr. Sub - Ephedrine/Pseudoephedrine Possess Over 12 Grams	2 ATTEMPTS
333.5210	AIDS - Sexual Penetration with Uninformed Partner	4 ATTEMPTS
333.73413	Contr. Sub - Imitation Mfg/Distribution	2 ATTEMPTS
333.7401	Contr. Sub - Delivery/Manufacture	LIFE ATTEMPTS
333.7401B3A	Contr. Sub - Del/Mfg GBL	7 ATTEMPTS
333.7401B3B	Contr. Sub - Possess GBL	2 ATTEMPTS
333.7401C2A	Contr. Sub - Operate/Maintain A Lab	10 ATTEMPTS
333.7401C2B	Contr. Sub - Operate/Maintain Lab Near Minor	20 ATTEMPTS
333.7401C2C	Contr. Sub - Operate/Maintain Lab Involve Hazardous Waste	20 ATTEMPTS
333.7401C2D	Contr. Sub - Operate/Maintain Lab Near Specified Places	20 ATTEMPTS
333.7401C2E	Contr. Sub - Operate/Maintain Lab Involve Firearm	25 ATTEMPTS
333.7401C2F	Contr. Sub - Operate/Maintain Lab Involve Methamphetamine	20 ATTEMPTS
333.74012A	Contr. Sub - Delivery/Manufacture (Narcotic or Cocaine)	LIFE ATTEMPTS
333.74012A1	Contr. Sub - Del/Mfg (Narc. or Cocaine) 1,000 or More Grams	LIFE ATTEMPTS
333.74012A2	Contr. Sub - Del/Mfg (Narc. or Cocaine) 450 - 999 Grams	30 ATTEMPTS

DISPOSITIONS				
Total	Prison 27%	Probation 47%	Jail* 19%	Other** 7%
64,723 8,518	19,095 853	29,738 4,927	11,522 1,960	4,368 878
1		1		
1		1		
1			1	
1		1		
1			1	
1	1			
1		1		
1	1			
5		3	2	
1			1	
21	2	14	4	1
4	2		2	
108	19	38	42	9
2	1		1	
1		1		
2		2		
70 4	20	28 3	22 1	
4	4			
5	4	1		
9	5	2	2	
2	2			
161 11	84 4	64 4	8 2	5 1
12 1	2	1	9 1	
21	16	5		
24	23	1		

NOTE: Be sure to check for related offense codes when examining a particular type of crime. They may or may not be in sequential order or even on the same page.

A2 2006 Criminal Court Dispositions by Offense and Type of Disposition — All Offenses

Page 4 of 22

Compiled Laws	Offense	VIOLETIONS ATTEMPTS Max. Penalty
333.74012A3	Contr. Sub - Del/Mfg (Narc. or Cocaine) 50 - 449 Grams	20 ATTEMPTS
333.74012A4	Contr. Sub - Del/Mfg (Narc. or Cocaine) Under 50 Grams	20 ATTEMPTS
333.74012B	Contr. Sub - Del/Mfg (Schedules 1-3), Methamphetamine/Ecstasy	20 ATTEMPTS
333.74012BA	Contr. Sub - Del/Mfg (Schedules 1-3), Except Marij & Cocaine	7 ATTEMPTS
333.74012BB	Contr. Sub - Del/Mfg (Subs added Schedules 1-3 by Rule)	7 ATTEMPTS
333.74012B1	Contr. Sub - Del/Mfg Methamphetamine/ Ecstasy	20 ATTEMPTS
333.74012CA	Contr. Sub - Del/Mfg (Schedule 4)	4 ATTEMPTS
333.74012CB	Contr. Sub - Del/Mfg (Added to Schedule 4 by Board Rule)	4 ATTEMPTS
333.74012D	Contr. Sub - Del/Mfg (Schedule 5)	2 ATTEMPTS
333.74012D1	Contr. Sub - Del/Mfg 45 or More Kilograms Marijuana	15 ATTEMPTS
333.74012D2	Contr. Sub - Del/Mfg 5 - <45 Kilograms Marijuana	7 ATTEMPTS
333.74012D3	Contr. Sub - Del/Mfg Marijuana	4 ATTEMPTS
333.74012F	Prescription Forms - Del/Mfg/Intent	7 ATTEMPTS
333.74022A	Contr. Sub - Create/Del/Counterfeit Sub (Narc/Meth/Ecstasy)	10 ATTEMPTS
333.74022B	Contr. Sub - Create/Del/Counterfeit Sub (Schedules 1-3)	5 ATTEMPTS
333.74022D	Contr. Sub - Create/Del/Counterfeit Sub (Schedule 5)	2 ATTEMPTS
333.74022E	Contr. Sub - Create/Del/Analogue	15 ATTEMPTS
333.7403	Contr. Sub - Possession	LIFE ATTEMPTS
333.74032A	Contr. Sub - Poss (Narcotic or Cocaine)	LIFE ATTEMPTS
333.74032A1	Contr. Sub - Poss (Narcotic/Cocaine) 1,000 or More Grams	LIFE ATTEMPTS
333.74032A2	Contr. Sub - Poss (Narcotic/Cocaine) 450 - 999 Grams	30 ATTEMPTS
333.74032A3	Contr. Sub - Poss (Narcotic/Cocaine) 50 - 449 Grams	20 ATTEMPTS
333.74032A4	Contr. Sub - Poss (Narcotic/Cocaine) 25 - 49 Grams	4 ATTEMPTS
333.74032A5	Contr. Sub - Poss (Narcotic/Cocaine) Under 25 Grams	4 ATTEMPTS
333.74032B	Contr. Sub - Poss (Analogues/Meth/Ecstasy or Schedules 1-4)	2 ATTEMPTS

DISPOSITIONS				
Total	Prison 27%	Probation 47%	Jail* 19%	Other** 7%
64,723	19,095	29,738	11,522	4,368
8,518	853	4,927	1,960	878
185	154	28	3	
7	2	3	1	1
3,247	971	1,589	634	53
854	76	452	195	131
1		1		
250	40	153	37	20
12		6	4	2
9	5	4		
224	123	64	6	31
16	4	10	1	1
39	10	20	7	2
4		3	1	
2		1	1	
2			2	
5		2	2	1
157	19	101	35	2
5		4	1	
21	12	8	1	
4	1	3		
3,008	326	1,717	583	382
431	11	258	89	73
27	4	17	6	
2		2		
4		1		3
2		2		
5	2	1	1	1
1	1			
20	9	9	2	
1			1	
2		2		
1			1	
2	2			
3	3			
22	20	2		
58	7	35	12	4
6			2	4
6,468	634	3,768	1,920	146
664	8	422	179	55
9		7	2	

NOTE: Be sure to check for related offense codes when examining a particular type of crime. They may or may not be in sequential order or even on the same page.

A2 2006 Criminal Court Dispositions by Offense and Type of Disposition — All Offenses

Page 5 of 22

Compiled Laws	Offense	VIOLETIONS ATTEMPTS Max. Penalty
333.74032BA	Contr. Sub - Poss Analogues or Schedules 1-4	2
333.74032BB	Contr. Sub - Poss (Sub Added to Schedules 1-4 by Rule)	2
333.74032B1	Contr. Sub - Poss Methamphetamine/Ecstasy	10
333.7405D	Contr. Sub - Maintaining a Drug House	2
333.7405E	Contr. Sub - Maintaining a Drug House	2
333.74071A	Contr. Sub - Licensee Distribute w/o Order Form	4
333.74071C	Contr. Sub - Obtain by Fraud	4
333.74071G	Contr. Sub - Counterfeit Prescription Form	4
333.74072	Contr. Sub - Failure to Keep Records	4
333.7410A	Contr. Sub - Delivery/Possess in Park	2
333.74101A	Contr. Sub - Delivery to Minor (Narcotic/Cocaine) < 50 Grams	40
333.74101B	Contr. Sub - Delivery to Minor (Sched. 1-3, Except Marij/Cocaine)	14
333.74101D	Contr. Sub - Delivery to Minor (Sched. 4 and Marijuana)	8
333.74102A	Contr. Sub - Del School/Library Prop (Narc/Cocaine) < 50 Grams	60
333.74103	Contr. Sub - Poss w/Int Del School/Library (Narc/Cocaine) <50 Grams	40
333.74104A	Contr. Sub - Poss on School/Library Prop (Narc/Cocaine) <25 Grams	8
333.74104B	Contr. Sub - Poss on School/Library Prop (Schedules 1-4)	4
333.74104D	Contr. Sub - Poss Marijuana on School/Library Property	2
338.823A	Private Detectives - No License	4
400.601B	Fraud - Welfare - Over \$500	4
400.602	Fraud - Welfare (Failure to Inform)	4
400.602B	Fraud - Welfare (Failure to Inform) \$500 or More	4
400.6033	Medicaid Fraud - Concealing Information	4
400.6071	Medicaid Fraud - False Claim	4
421.54BIIB	Unemployment Compensation Fraud \$25,00 or More	2

DISPOSITIONS				
Total	Prison 27%	Probation 47%	Jail* 19%	Other** 7%
64,723	19,095	29,738	11,522	4,368
8,518	853	4,927	1,960	878
844	47	577	181	39
43	4	27	12	
591	81	382	104	24
54	7	32	6	9
727	68	450	167	42
3	1	2		
2		1	1	
248	23	175	42	8
70	5	47	18	
12		9	3	
5		3	2	
4		4		
1			1	
7	7			
1			1	
6	2	1	3	
7	6	1		
3	1	2		
1			1	
3		2	1	1
1		3		
31		17	5	9
1			1	
42	1	36	4	1
17	1	14	2	
1			1	
283		273	9	1
23	3	18	2	
1		1		
3		2	1	
1			1	
1		1		

NOTE: Be sure to check for related offense codes when examining a particular type of crime. They may or may not be in sequential order or even on the same page.

A2 2006 Criminal Court Dispositions by Offense and Type of Disposition — All Offenses

Page 6 of 22

Compiled Laws	Offense	VIOLETIONS ATTEMPTS Max. Penalty
432.2181	Gambling Operations - Felony Violations	10
	ATTEMPTS	
432.2182	Gambling Activities - Felony Violations	10
	ATTEMPTS	
432.30	Lottery - Forging/Counterfeiting a Ticket	5
	ATTEMPTS	
440.95016	File False/Fraudulent Financial Statement	5
	ATTEMPTS	
445.65	Identity Theft	5
	ATTEMPTS	
445.67	Identity Theft - Obtain/Possess/Transfer ID w/Intent	5
	ATTEMPTS	
451.501	Blue Sky Laws - Fraudulent Schemes/Statements	10
	ATTEMPTS	
500.45111	Insurance - Fraudulent Acts	4
	ATTEMPTS	
500.45112	Insurance Fraud - Conspiracies	10
	ATTEMPTS	
565.371	Real Property - Recording Fraud Conveyance	3
	ATTEMPTS	
570.111010C	Contractor - False Sworn Statements \$1,000 - < \$20,000	5
	ATTEMPTS	
570.152	Contractor - Fraudulent Use of Building Contract Fund	3
	ATTEMPTS	
600.2907A2	Real Property - Encumber w/o Lawful Cause	3
	ATTEMPTS	
722.6335B	Child Abuse - Intentional False Report	4
	ATTEMPTS	
722.675	Children - Distributing Obscene Matter to	2
	ATTEMPTS	
750.10A	Sexually Delinquent Person	LIFE
	ATTEMPTS	
750.110-A	Break & Enter - Unoccupied Bldg. w/Intent	10
	ATTEMPTS	
750.110-B	Break & Enter - Occupied Bldg. w/Intent	15
	ATTEMPTS	
750.110A2	Home Invasion - 1st Degree	20
	ATTEMPTS	
750.110A3	Home Invasion - 2nd Degree	15
	ATTEMPTS	
750.110A4	Home Invasion - 3rd Degree	5
	ATTEMPTS	
750.111	Break & Enter - Entry w/o Breaking w/Intent	5
	ATTEMPTS	
750.116	Burglar's Tools - Possession	10
	ATTEMPTS	
750.117	Public Officer - Bribery	4
	ATTEMPTS	
750.12	Abduction - Taking a Woman to Marry	10
	ATTEMPTS	

DISPOSITIONS				
Total	Prison 27%	Probation 47%	Jail* 19%	Other** 7%
64,723	19,095	29,738	11,522	4,368
8,518	853	4,927	1,960	878
2		2		
2		2		
3		3		
1		1		
2	2			
5		5		
348	108	196	29	15
30	1	25	3	1
40	9	24	6	1
2		1		1
4			4	
61	3	51	7	
11		7	4	
12	1	8	2	1
1		1		
1		1		
24	3	18	3	
3	1	2		
1		1		
1			1	
8	3	5		
7	5	2		
2,033	707	789	271	266
375	95	178	63	39
4			4	
1			1	
623	436	90	20	77
108	35	46	21	6
1,672	804	426	144	298
187	49	83	26	29
606	113	316	126	51
38	4	20	12	2
148	32	58	30	28
10	1	8	1	
82	32	27	13	10
21	5	9	6	1
5	1	2	2	
1	1			

NOTE: Be sure to check for related offense codes when examining a particular type of crime. They may or may not be in sequential order or even on the same page.

A2 2006 Criminal Court Dispositions by Offense and Type of Disposition — All Offenses

Page 7 of 22

Compiled Laws	Offense	VIOLETIONS ATTEMPTS Max. Penalty
750.1227A	Witness - Bribe/Intimidate/Interfere ATTEMPTS	4
750.1227B	Witness - Bribe/Intimidate/Interfere Max > 10 yrs ATTEMPTS	10
750.1227C	Witness - Intimidate/Threaten to Kill or Injure ATTEMPTS	15
750.1228	Witness - Retaliate Against ATTEMPTS	10
750.13	Enticing Female Under 16 for Immoral Purposes ATTEMPTS	10
750.131A	Check - No Account or Insufficient Funds ATTEMPTS	2
750.131A1	Check - No Account ATTEMPTS	2
750.131A2	Check - Non-Sufficient Funds - 3 Within 10 Days ATTEMPTS	2
750.1313B2	Check - Non-Sufficient Funds \$100 - < \$500, 3rd+ Offense ATTEMPTS	2
750.1313C	Check - Non-Sufficient Funds \$500 or More ATTEMPTS	2
750.136B2	Child Abuse - 1st Degree ATTEMPTS	15
750.136B3	Child Abuse - 2nd Degree ATTEMPTS	4
750.136B4	Child Abuse - 3rd Degree ATTEMPTS	2
750.145AA	Children - Accosting for Immoral Purposes ATTEMPTS	4
750.145C2	Child Sexually Abusive Activity ATTEMPTS	20
750.145C3	Child Sexually Abusive Activity - Promote or Distribute ATTEMPTS	7
750.145C4A	Child Sexually Abusive Material - Possess ATTEMPTS	4
750.145D2C	Computer/Internet - Comm w/Other Plan Crime Max 2 - < 4 yrs ATTEMPTS	4
750.145D2D	Computer/Internet - Comm w/Other Plan Crime Max 4 - < 10 yrs ATTEMPTS	10
750.145D2E	Computer/Internet - Comm w/Other Plan Crime Max 10 - < 15 yrs ATTEMPTS	15
750.145D2F	Computer/Internet - Comm w/Other Plan Crime Max 15+ yrs ATTEMPTS	20
750.145N1	Vulnerable Adult Abuse - 1st Degree ATTEMPTS	15
750.145N2	Vulnerable Adult Abuse - 2nd Degree ATTEMPTS	4
750.145N3	Vulnerable Adult Abuse - 3rd Degree ATTEMPTS	2
750.147B	Ethnic Intimidation ATTEMPTS	2

DISPOSITIONS				
Total	Prison 27%	Probation 47%	Jail* 19%	Other** 7%
64,723 8,518	19,095 853	29,738 4,927	11,522 1,960	4,368 878
29 4	11	16 1	2 3	
11 4	6 1	3 2	1 1	1
10 4	8 1	1 3	1	
3		1	1	1
1	1			
3		2	1	
533	69	301	149	14
146	13	90	35	8
1		1		
129	28	77	21	3
36 3	29	5 3		2
109 6	19	73 6	13	4
167	11	129	25	2
86 11	37 1	36 7	10 3	3
94 5	88 2	4 3	1	1
18 1	6	11 1	1	
165 8	49 1	104 6	10	2 1
28 1	17	10 1	1	
36 1	22 1	14		
4	4			
61	34	23	3	1
18	17	1		
1 3		1 2		
26	2	14	4	6

NOTE: Be sure to check for related offense codes when examining a particular type of crime. They may or may not be in sequential order or even on the same page.

A2 2006 Criminal Court Dispositions by Offense and Type of Disposition — All Offenses

Page 8 of 22

Compiled Laws	Offense	VIOLETIONS ATTEMPTS Max. Penalty
750.157A	Compounding Offenses	5
750.157AB	Conspiracy - Gambling Illegally	5
750.157B2	Homicide - Solicitation of Murder	LIFE
750.157N1	Financial Transaction Device - Steal/ Retain w/o Consent	4
750.157N2	Financial Transaction Device - Possess Fraudulent One	4
750.157P	Financial Transaction Device - Possess w/Intent to Use/Sell	4
750.157Q	Financial Transaction Device - Illegal Sale/Use	4
750.157R	Financial Transaction Device - Forge/ Alter/Counterfeit	4
750.157T	Financial Transaction Device - Sale of Goods or Services	4
750.157U	Financial Transaction Device - Overcharging	4
750.157V	Financial Transaction Device - False ID	4
750.157W1C1	Financial Transaction Device - Fraud \$1,000 - < \$20,000	5
750.157W1D1	Financial Transaction Device - Fraud \$20,000 or More	10
750.158	Sodomy	15
750.159I1	Criminal Enterprise - Conducting	20
750.159I4A	Criminal Enterprise - Conspiracy	20
750.160	Dead Bodies - Disinterment and Mutilation	10
750.161	Desertion/Abandon/Non-Support	3
750.165	Child Support - Fail to Pay	4
750.174	Embezzlement - Agent or Trustee	10
750.174A4A	Embezzlement - Vulnerable Adult \$1,000 - < \$20,000	5
750.174A5A	Embezzlement - Vulnerable Adult \$20,000 or More	10
750.174B	Embezzlement - Agent or Trustee Over \$100	10
750.1744A	Embezzlement - Agent or Trustee \$1,000 - < \$20,000	5
750.1744B	Embezzlement - Agent or Trustee \$200 - < \$1,000, 2nd+ Offense	5

DISPOSITIONS				
Total	Prison 27%	Probation 47%	Jail* 19%	Other** 7%
64,723 8,518	19,095 853	29,738 4,927	11,522 1,960	4,368 878
21	7	7	6	1
2		1	1	
7 2	7 1		1	
1,150 98	165 6	596 69	255 19	134 4
65 1	8	43 1	12	2
140 20	25 2	69 11	28 5	18 2
300 34	41 2	182 27	45 5	32
4 1		4 1		
3		3		
7 1		6	1 1	
25 4	5	16 3	4 1	
5 2	1	1 2		3
1		1		
2	2			
22 6	15 2	4 2	2 2	1
4		4		
3	3			
53 10	16 4	29 3	8 3	
1,067 248	95 13	877 212	95 23	
2		1	1	
32 3	4	24 2	4 1	
11 1	4 1	7		
17	8	1	8	
430 84	37 1	291 74	38 6	64 3
2		1	1	

NOTE: Be sure to check for related offense codes when examining a particular type of crime. They may or may not be in sequential order or even on the same page.

A2 2006 Criminal Court Dispositions by Offense and Type of Disposition — All Offenses

Page 9 of 22

Compiled Laws	Offense	VIOLETIONS ATTEMPTS Max. Penalty
750.1745A	Embezzlement - Agent or Trustee \$20,000 - < \$50,000	10 ATTEMPTS
750.1745B	Embezzlement - Agent or Trustee \$1,000 - < \$20,000, 3rd+ Offense	10 ATTEMPTS
750.175	Embezzlement - Public Official Over \$50	10 ATTEMPTS
750.176	Embezzlement - Administrator/Executor/ Guardian	10 ATTEMPTS
750.180	Embezzlement - Financial Institutions	20 ATTEMPTS
750.1815A	Embezzlement - Jointly Held Property \$20,000 or More	10 ATTEMPTS
750.183A	Escape - Aiding Prisoner - Felony	7 ATTEMPTS
750.186A	Escape - Juvenile Facility	4 ATTEMPTS
750.193	Escape - Prison	5 ATTEMPTS
750.1951	Escape - From Misdemeanor Jail Sentence	2 ATTEMPTS
750.1952	Escape - From Felony Jail Sentence	4 ATTEMPTS
750.197C	Escape - From Jail Through Violence or Assault Prison Employee	4 ATTEMPTS
750.197CA	Assault of Prison Employee	4 ATTEMPTS
750.197CB	Escape - From Jail Through Violence	4 ATTEMPTS
750.1971	Escape - Awaiting Trial For Misdemeanor	2 ATTEMPTS
750.1972	Escape - Awaiting Trial for Felony	4 ATTEMPTS
750.199A	Bond - Absconding or Forfeiting	4 ATTEMPTS
750.200I1A	Harmful Devices - Unlawful Poss/Use	15 ATTEMPTS
750.200I1D	Harmful Devices - Unlawful Poss/Use Causing Serious Injury	LIFE ATTEMPTS
750.200J1AA	Harmful Devices - Imitation/Irritants Unlawful Poss/Use	5 ATTEMPTS
750.204A	Explosives - Send w/Intent to Frighten	5 ATTEMPTS
750.2072A	Explosives - Place Near Property	15 ATTEMPTS
750.2072B	Explosives - Place Near Property Causing Property Damage	20 ATTEMPTS
750.209A	Explosives - Possess w/Intent to Terrorize	10 ATTEMPTS
750.209B	Explosives - Place w/Intent to Alarm	5 ATTEMPTS

DISPOSITIONS				
Total	Prison 27%	Probation 47%	Jail* 19%	Other** 7%
64,723 8,518	19,095 853	29,738 4,927	11,522 1,960	4,368 878
124 12	26 1	91 10	5 1	2
2		2		
12 3		12 3		
2 2	1	2 1		
6 4		6 3	1	
3		3		
1 2	1 1		1	
10 6	1 2	6 2	3 2	
17 1	17		1	
13	5	3	5	
29 5	16	5	8 5	
4	1	2	1	
70 6	56 2	7 2	7 2	
3	1	1	1	
4	1	2	1	
28 2	18 2	3	6	1
99 15	35 1	27 8	37 6	
1 1	1	1		
1	1			
1	1			
3				3
4				4
4	2			2
3	1	2		
2 1			1	2

NOTE: Be sure to check for related offense codes when examining a particular type of crime. They may or may not be in sequential order or even on the same page.

A2 2006 Criminal Court Dispositions by Offense and Type of Disposition — All Offenses

Page 10 of 22

Compiled Laws	Offense	VIOLETIONS ATTEMPTS Max. Penalty
750.2091A	Explosives - Place w/Intent to Injury	15
750.2102A	Explosives - Possess Bomb w/Unlawful Intent	15
750.211A2A	Explosives - Mfg/Poss Explosive/Other w/Malicious Intent	15
750.211A2AA	Explosives - Mfg/Poss Molotov Cocktail	4
750.211A2B	Explosives - Mfg/Poss Molotov Cocktail/ Other w/Property Damage	20
750.211A2C	Explosives - Mfg/Poss Molotov Cocktail/ Other w/Physical Injury	25
750.213	Extortion	20
750.2153	Impersonate Peace Officer to Commit Crime	4
750.217D	False Personation - Health Professional	15
750.217F	Impersonate Firefighter/Emergency Medical Personnel	2
750.218	False Pretenses w/Intent to Defraud	10
750.218B	False Pretenses Over \$100	10
750.2184A	False Pretenses - \$1,000 - < \$20,000	5
750.2184B	False Pretenses - \$200 - < \$1,000, 2nd Offense	5
750.2185A	False Pretenses - \$20,000 or More	10
750.2185B	False Pretenses - \$1,000 - < \$20,000, 3rd+ Offense	10
750.219A2C1	Telecommunications - Avoid Payment \$1,000 - < \$20,000	5
750.219E	Financial Institution - Unauthorized Credit Application	4
750.224A	Weapons - Taser, Possess or Sale	4
750.224B	Weapons - Firearms, Short-Barrel Shotgun/ Rifle	5
750.224D2	Weapons - Dangerous Weapon, Self-Defense Spray	2
750.224F	Weapons - Firearms, Possess by Felon	5
750.2241A	Weapons - Dangerous Weapon, Misc.	5
750.2241B	Weapons - Dangerous Weapon, Gas Eject Dev	5
750.226	Weapons - Dangerous Weapon, Carry w/Unlawful Intent	5

DISPOSITIONS				
Total	Prison 27%	Probation 47%	Jail* 19%	Other** 7%
64,723 8,518	19,095 853	29,738 4,927	11,522 1,960	4,368 878
1		1		
1				1
4 3	1	2 3		1
7 1		2 1	1	4
4 1	3		1 1	
1				1
14 9	10 5	2 3		2
5 1	5		1	
1			1	
1		1		
1 1			1 1	
10 1	7		3	
199 46	47 5	120 32	23 8	9 1
3 1	2	1 1		
63 12	22 2	36 7	4 3	1
2		2		
1 1		1 1		
12 3	2	8 3	2	
41 14	10	18 9	6 4	7 1
55 6	18	26 5	7 1	4
2		2		
839 32	511 5	232 18	96 9	
78 21	7	24 10	21 5	26 6
3 1		2 1		1
89 6	46 1	27 2	10 2	6 1

NOTE: Be sure to check for related offense codes when examining a particular type of crime. They may or may not be in sequential order or even on the same page.

A2 2006 Criminal Court Dispositions by Offense and Type of Disposition

— All Offenses

Page 11 of 22

Compiled Laws	Offense	VIOLETIONS ATTEMPTS Max. Penalty
750.227	Weapons - Carrying Concealed	5
	ATTEMPTS	
750.227A	Weapons - Firearms - Unlawful Possess By Security Guard	4
	ATTEMPTS	
750.227B	Weapons - Felony Firearm	10
	ATTEMPTS	
750.227BA	Weapons - Felony Firearm	2
	ATTEMPTS	
750.227BB	Weapons - Felony Firearm, 2nd Offense	5
	ATTEMPTS	
750.227C	Weapons - Firearms, Possess Loaded in Vehicle	2
	ATTEMPTS	
750.227F	Body Armor - Wear During Violent Crime	4
	ATTEMPTS	
750.227G9A	Weapons - Body Armor - Possess/Use By Violent Felon	4
	ATTEMPTS	
750.230	Weapons - Firearms, Altering ID Marks	2
	ATTEMPTS	
750.234A	Weapons - Firearms, Discharge from Vehicle	4
	ATTEMPTS	
750.234B	Weapons - Firearms, Discharge in/at Bldg.	4
	ATTEMPTS	
750.234C	Weapons - Firearms, Discharge at Emergency/Police Vehicle	4
	ATTEMPTS	
750.2373	Weapons - Firearms, Discharge OUIL Causing Impairment	5
	ATTEMPTS	
750.248	Forgery	14
	ATTEMPTS	
750.248A	Financial Transaction Device - Utter & Publish	4
	ATTEMPTS	
750.249	Uttering & Publishing	14
	ATTEMPTS	
750.249A	Financial Transaction Device - Forgery	4
	ATTEMPTS	
750.250	Forgery of State Warrant	7
	ATTEMPTS	
750.251	Forgery of Bank Bills/Promissory Notes	7
	ATTEMPTS	
750.252	Utter & Publish - Possess Counterfeit Note w/Intent	7
	ATTEMPTS	
750.253	Utter & Publish - Counterfeit Bills/Notes	5
	ATTEMPTS	
750.254	Utter & Publish - Possess Counterfeit Bank/State/Bills	5
	ATTEMPTS	
750.255	Counterfeiting - Possession of Tools	10
	ATTEMPTS	
750.260	Counterfeiting - Coins/Possess 5 or More	LIFE
	ATTEMPTS	
750.261	Counterfeiting - Coins/Possess Less Than 5	10
	ATTEMPTS	

DISPOSITIONS				
Total	Prison 27%	Probation 47%	Jail* 19%	Other** 7%
64,723	19,095	29,738	11,522	4,368
8,518	853	4,927	1,960	878
1,369	293	600	292	184
919	19	520	162	218
2		1	1	
12	9	1	1	1
1		1		
644	555	41	1	47
24	24			
79	3	45	19	12
1	1			
3		2	1	
6	2	1	3	
21	8	12	1	
2		1		1
61	32	23	5	1
11	2	7	2	
1	1			
1		1		
318	84	167	54	13
29	6	19	4	
5	2	3		
1		1		
2,683	661	1,338	518	166
655	54	381	186	34
1		1		
3		2	1	
4	1	1	1	1
1		1		
5	2		1	2
1	1			
38	2	16	11	9
11	1	4	5	1
14	3	4	6	1
2	2			
1	1			
14	3	3	2	6
3		1	2	

NOTE: Be sure to check for related offense codes when examining a particular type of crime. They may or may not be in sequential order or even on the same page.

A2 2006 Criminal Court Dispositions by Offense and Type of Disposition

— All Offenses

Page 12 of 22

Compiled Laws	Offense	VIOLETIONS ATTEMPTS Max. Penalty
750.2633	Counterfeiting - Del/Poss w/False ID Mark Felony	5 ATTEMPTS
750.273	Fraud - Obtain Signature to Financial Document	10 ATTEMPTS
750.280	Fraud - Common Law	10 ATTEMPTS
750.282B	Public Utility - Fraudulent Use Over \$500	4 ATTEMPTS
750.285	Obtain Personal Identity Info w/o Permission	5 ATTEMPTS
750.300A1C	Food Stamps - Fraud Over \$1,000	10 ATTEMPTS
750.303A	Gambling House - Maintain for Gain	2 ATTEMPTS
750.316	Homicide	LIFE ATTEMPTS
750.316A	Homicide - Murder 1st Degree, Premeditated	LIFE ATTEMPTS
750.316B	Homicide - Felony Murder	LIFE ATTEMPTS
750.316C	Homicide - Open Murder, Statutory Short Form	LIFE ATTEMPTS
750.317	Homicide - Murder 2nd Degree	LIFE ATTEMPTS
750.317A	Delivery of Controlled Substance Causing Death	LIFE ATTEMPTS
750.321	Homicide - Manslaughter	15 ATTEMPTS
750.321A	Homicide - Manslaughter, Statutory Short Form	15 ATTEMPTS
750.321C	Homicide - Manslaughter, Involuntary	15 ATTEMPTS
750.321E	Homicide - Manslaughter with Motor Vehicle	15 ATTEMPTS
750.324	Homicide - Negligent Homicide	2 ATTEMPTS
750.329	Homicide - Manslaughter, Death by Weapon Aimed w/out Malice	15 ATTEMPTS
750.335A	Indecent Exposure (Sexually Delinquent Person)	1 ATTEMPTS
750.335A2B	Aggravated Indecent Exposure	2 ATTEMPTS
750.335A2C	Indecent Exposure by Sexually Delinquent Person	LIFE ATTEMPTS
750.338	Gross Indecency Between Males, Commit/Procure	5 ATTEMPTS
750.338B	Gross Indecency Male and Female, Commit/Procure	5 ATTEMPTS
750.349	Kidnapping	LIFE ATTEMPTS

DISPOSITIONS				
Total	Prison 27%	Probation 47%	Jail* 19%	Other** 7%
64,723 8,518	19,095 853	29,738 4,927	11,522 1,960	4,368 878
4 1	1	2 1		1
1		1		
3	1	2		
10 1		9	1 1	
66 9	15	37 6	13 3	1
5		5		
1		1		
8	8			
76	76			
54	54			
10	10			
219	219			
1	1			
12	8	2	1	1
32 1	27 1	4	1	
21 1	17 1	4		
19 1	19	1		
103	12	72	10	9
4	2	1	1	
8	8			
24	3	19	2	
5	2	2	1	
8 8	1	6 6	1 2	
16 3	6 1	6 2	4	
62 15	62 10	5		

NOTE: Be sure to check for related offense codes when examining a particular type of crime. They may or may not be in sequential order or even on the same page.

A2 2006 Criminal Court Dispositions by Offense and Type of Disposition — All Offenses

Page 13 of 22

Compiled Laws	Offense	VIOLATIONS ATTEMPTS Max. Penalty
750.349B	Unlawful Imprisonment (restraint)	15
	ATTEMPTS	
750.350	Kidnapping - Child Enticement	LIFE
	ATTEMPTS	
750.356	Larceny	10
	ATTEMPTS	
750.356A	Larceny - From Motor Vehicle	10
	ATTEMPTS	
750.356A-B	Break and Enter - Vehicle Steal Property Over \$5	5
	ATTEMPTS	
750.356AB	Break and Enter - Vehicle Steal Property Over \$5	5
	ATTEMPTS	
750.356AC	Break and Enter - Vehicle With Damage	5
	ATTEMPTS	
750.356A1	Larceny - From Motor Vehicle	5
	ATTEMPTS	
750.356A2C1	Break and Enter - Vehicle Steal Property \$1,000 - < \$20,000	5
	ATTEMPTS	
750.356A2C2	Break and Enter - Vehicle Steal Prop \$200 - < \$1,000, 2nd+ Offense	5
	ATTEMPTS	
750.356A2D1	Break and Enter - Vehicle Steal Property \$20,000 or More	10
	ATTEMPTS	
750.356A3	Break and Enter - Vehicle With Damage	5
	ATTEMPTS	
750.356B	Break and Enter - Coin Telephone	4
	ATTEMPTS	
750.356C	Retail Fraud - 1st Degree	5
	ATTEMPTS	
750.3562A	Larceny - \$20,000 or More	10
	ATTEMPTS	
750.3563A	Larceny - \$1,000 - < \$20,000	5
	ATTEMPTS	
750.3563B	Larceny - \$200 - < \$1,000, 2nd+ Offense	5
	ATTEMPTS	
750.357	Larceny from Person	10
	ATTEMPTS	
750.357A	Larceny of Livestock	4
	ATTEMPTS	
750.357B	Weapons - Firearms - Larceny	5
	ATTEMPTS	
750.360	Larceny in Building	4
	ATTEMPTS	
750.360A2B	Theft Detection Device - Deactivate/Remove 2nd Offense	4
	ATTEMPTS	
750.362	Larceny By Conversion	10
	ATTEMPTS	
750.362-A	Larceny By Conversion Over \$100 (obsolete)	5
	ATTEMPTS	
750.362A	Failure to Return Rented Property Over \$100 (obsolete)	10
	ATTEMPTS	

DISPOSITIONS				
Total	Prison 27%	Probation 47%	Jail* 19%	Other** 7%
64,723	19,095	29,738	11,522	4,368
8,518	853	4,927	1,960	878
1	1			
1		1		
3	3			
1		1		
5		1	4	
1	1			
16		6	8	2
6		2	4	
4			4	
1			1	
1		1		
667	107	204	152	204
102	8	41	40	13
52	16	16	10	10
7		3	3	1
1		1		
3	3			
384	87	148	73	76
58	6	26	18	8
11	5	2	4	
3		3		
949	295	365	250	39
58	2	35	17	4
18	4	8	4	2
8	1	4	2	1
322	90	156	41	35
51	3	30	11	7
2		1	1	
494	181	185	76	52
79	11	42	17	9
3			3	
110	61	28	17	4
10		7	3	
1,810	337	794	468	211
469	21	287	126	35
1		1		
3		3		
1			1	
1			1	
1			1	

NOTE: Be sure to check for related offense codes when examining a particular type of crime. They may or may not be in sequential order or even on the same page.

A2 2006 Criminal Court Dispositions by Offense and Type of Disposition — All Offenses

Page 14 of 22

Compiled Laws	Offense	VIOLETIONS ATTEMPTS Max. Penalty
750.362A2A	Failure to Return Rented Property \$20,000 or More	10
750.362A3A	Failure to Return Rented Property \$1,000 - < \$20,000	5
750.3622A	Larceny by Conversion \$20,000 or More	10
750.3623A	Larceny By Conversion \$1,000 - < \$20,000	5
750.3632A	Larceny by False Personation \$20,000 or More	10
750.3633A	Larceny by False Personation \$1,000 - < \$20,000	5
750.377	Malicious Destruction of Animal of Another	4
750.377A	Malicious Destruction Personal Property	10
750.377AA	Malicious Destruction Personal Property	4
750.377A1A1	Malicious Destruction Personal Property \$20,000 or More	10
750.377A1B1	Malicious Destruction Personal Property \$1,000 - < \$20,000	5
750.377A1B2	Mal. Destr. Personal Property \$200 - < \$1,000, 2nd+ Offense	5
750.377B	Malicious Destruction Fire/Police Property	4
750.377C	School Bus - Intentional Damage	5
750.379	MDOP - Bridges/Railroads/Locks	4
750.380	Malicious Destruction Building	10
750.380A	Malicious Destruction Building Over \$100 (obsolete)	4
750.3802A	Malicious Destruction Building \$20,000 or More	10
750.3803A	Malicious Destruction Building \$1,000 - < \$20,000	5
750.3821C1	Malicious Destr. Trees/Shrubs/etc. \$1,000 - < \$20,000	5
750.3821D1	Malicious Destr. Trees/Shrubs/etc. \$20,000 or More	10
750.383A	MDOP - Utility Property	4
750.3875A	Malicious Destr. Tombs/Memorials \$1,000 - < \$20,000	5
750.3942C	Throwing Objects at Trains/Cars Causing Injury	4
750.397A	Food - Place Harmful Objects In	10

DISPOSITIONS				
Total	Prison 27%	Probation 47%	Jail* 19%	Other** 7%
64,723 8,518	19,095 853	29,738 4,927	11,522 1,960	4,368 878
8 4	1	6 4	1	
33 4	4	22 3	5 1	2
22 3	2	18 2	1	1 1
96 13	24 3	56 6	15 4	1
2	2			
5 1	1	2 1	2	
1			1	
1			1	
2			2	
2 1		1 1		1
294 40	46 1	139 26	33 7	76 6
5 1	2	1 1	2	
242 71	62 6	114 36	51 27	15 2
1				1
3		1		2
1			1	
2			1	1
7	3	2		2
90 14	20	40 10	13 2	17 2
6	2	3		1
1		1		
6 6	1	3 5	2 1	
8	2	2	1	3
3		1		2
1			1	

NOTE: Be sure to check for related offense codes when examining a particular type of crime. They may or may not be in sequential order or even on the same page.

A2 2006 Criminal Court Dispositions by Offense and Type of Disposition

— All Offenses

Page 15 of 22

Compiled Laws	Offense	VIOLETIONS ATTEMPTS Max. Penalty
750.411A1B	False Report of a Felony	4
	ATTEMPTS	
750.411A2	False Bomb Threat	4
	ATTEMPTS	
750.411A3A	False Report/Threat of Bomb/Harmful Device	4
	ATTEMPTS	
750.411H2B	Stalking a Minor	5
	ATTEMPTS	
750.411I	Stalking - Aggravated	5
	ATTEMPTS	
750.411I2B	Stalking a Minor - Aggravated	10
	ATTEMPTS	
750.411L	Money Laundering - 4th Degree	2
	ATTEMPTS	
750.411N	Money Laundering - 2nd Degree	10
	ATTEMPTS	
750.411S2A	Unlawful Posting of Message	2
	ATTEMPTS	
750.411S2B	Unlawful Posting of Message w/Aggravating Circumstances	5
	ATTEMPTS	
750.413	Motor Vehicle - Unlawfully Driving Away	5
	ATTEMPTS	
750.414	Motor Vehicle - Unlawful Use	2
	ATTEMPTS	
750.4152	Motor Vehicle - Conceal/Misrepresent Identity to Mislead	4
	ATTEMPTS	
750.4155	Motor Vehicle - Possess/Deliver - ID Plates or Labels	4
	ATTEMPTS	
750.4156	Motor Vehicle - Buy/Receive Part w/ID Removed/Altered	10
	ATTEMPTS	
750.422A	Perjury - Court Proceeding Capital Crime	LIFE
	ATTEMPTS	
750.422B	Perjury - Court Proceeding	15
	ATTEMPTS	
750.423	Perjury - Other Than Court Proceeding	15
	ATTEMPTS	
750.425A	Perjury - Incite/Procure, Other Than Court Proceeding	5
	ATTEMPTS	
750.425B	Perjury - Incite/Procure, Court Proceeding	5
	ATTEMPTS	
750.4362A	Poison - Food/Drink/Medicine/Water Supply	15
	ATTEMPTS	
750.439	Polygamy	4
	ATTEMPTS	
750.451B	Prostitution - 3rd Offense	2
	ATTEMPTS	
750.451D	Prostitution - 3rd+ Offense	2
	ATTEMPTS	
750.452	Prostitution - Keeping House of	5
	ATTEMPTS	

DISPOSITIONS				
Total	Prison 27%	Probation 47%	Jail* 19%	Other** 7%
64,723	19,095	29,738	11,522	4,368
8,518	853	4,927	1,960	878
218	16	122	53	27
67	1	40	22	4
1			1	
27	4	11	5	7
5	2	3		
4		2	2	
215	67	121	27	
20	4	11	5	
3	2		1	
1		1		
1	1			
2		2		
1		1		
995	316	346	194	139
213	43	71	62	37
581	74	286	194	27
18	4	10	3	1
5		3	2	
3	1	2		
2		2		
4	3		1	
16	9	7		
5	1	2	2	
6	1	4	1	
1		1		
1	1			
1	1			
5	1	2	2	
3			3	
88	9	31	48	
4		3	1	

NOTE: Be sure to check for related offense codes when examining a particular type of crime. They may or may not be in sequential order or even on the same page.

A2 2006 Criminal Court Dispositions by Offense and Type of Disposition

— All Offenses

Page 16 of 22

Compiled Laws	Offense	VIOLETIONS ATTEMPTS Max. Penalty
750.455	Prostitution - Pandering	20
	ATTEMPTS	
750.457	Prostitution - Accepting Earnings	20
	ATTEMPTS	
750.459	Prostitution - Transporting Female (perhaps compel)	20
	ATTEMPTS	
750.478A2	Public Officer - Attempt to Obstruct Official Duties	2
	ATTEMPTS	
750.479	Public Officer - Assault or Obstruct	20
	ATTEMPTS	
750.479-B	Police Officer/Public Officer - Resist and Obstruct	2
	ATTEMPTS	
750.479A2	Police Officer - Fleeing (Penal Code) 4th Degree	2
	ATTEMPTS	
750.479A3	Police Officer - Fleeing (Penal Code) 3rd Degree	5
	ATTEMPTS	
750.479A4A	Police Officer - Fleeing (Penal Code) 2nd Degree	10
	ATTEMPTS	
750.479A5A	Police Officer - Fleeing (Penal Code) 1st Degree	15
	ATTEMPTS	
750.479B	Peace Officer - Disarming	10
	ATTEMPTS	
750.479B1	Peace Officer - Disarming Non-Firearm	4
	ATTEMPTS	
750.479B2	Peace Officer - Disarming Firearm	10
	ATTEMPTS	
750.4792	Public Officer - Assault or Obstruct	2
	ATTEMPTS	
750.4793	Public Officer - Assault or Obstruct Cause Injury	4
	ATTEMPTS	
750.483A2B	Interfere w/Crime Report Threat to Kill/Injure	10
	ATTEMPTS	
750.483A4B	Interfere w/Police Investigation Threat to Kill/Injure	10
	ATTEMPTS	
750.483A6A	Tamper w/Evidence	4
	ATTEMPTS	
750.483A6B	Tamper w/Evidence - Criminal Case Max >10 yr Term	10
	ATTEMPTS	
750.49A	Animals - Fighting	4
	ATTEMPTS	
750.49B	Animals - Attending Fight	4
	ATTEMPTS	
750.49C	Animals - Fighting, Possess Equipment	4
	ATTEMPTS	
750.492A1A	Medical Records - False Info on Chart by Health Care Provider	4
	ATTEMPTS	
750.50-A	Animals - Abandon/Cruelty, 2nd Offense	2
	ATTEMPTS	
750.50B	Animals - Killing/Torturing	4
	ATTEMPTS	

DISPOSITIONS				
Total	Prison 27%	Probation 47%	Jail* 19%	Other** 7%
64,723	19,095	29,738	11,522	4,368
8,518	853	4,927	1,960	878
5	3	1	1	
5	2	1	2	
5	5			
1			1	
9			7	2
34	8	4	22	
226	28	100	74	24
439	149	138	101	51
37	6	17	12	2
14	14			
2	2			
1		1		
3	1	2		
3	1	2		
26	8	10	6	2
11	5	5	1	
3	1	2		
2	2			
1				
1		1		
6		2	2	2
4		3	1	
2	2			
1		1		
7	2	4		1
1			1	
1		1		
1		1		
2		2		
20	2	11	3	4
10	1	8		1

NOTE: Be sure to check for related offense codes when examining a particular type of crime. They may or may not be in sequential order or even on the same page.

A2 2006 Criminal Court Dispositions by Offense and Type of Disposition

— All Offenses

Page 17 of 22

Compiled Laws	Offense	VIOLETIONS ATTEMPTS Max. Penalty
750.50C7	Police Animal - Injure/Harass While Committing Crime	2 ATTEMPTS
750.502D	Anhydrous Ammonia Container - Unauthorized Tampering	4 ATTEMPTS
750.505	Common Law Offenses	5 ATTEMPTS
750.505A	Obstruction of Justice	5 ATTEMPTS
750.505B	Accessory After the Fact to Felony	5 ATTEMPTS
750.505C	Common Law Offenses	5 ATTEMPTS
750.511	Railroads - Block/Wreck Track	LIFE ATTEMPTS
750.520B	CSC - 1st Degree - Multiple Variables	LIFE ATTEMPTS
750.520B1A	CSC - 1st Degree - Person Under 13	LIFE ATTEMPTS
750.520B1B	CSC - 1st Degree - Relationship	LIFE ATTEMPTS
750.520B1C	CSC - 1st Degree - During Felony	LIFE ATTEMPTS
750.520B1D	CSC - 1st Degree - Accomplices	LIFE ATTEMPTS
750.520B1E	CSC - 1st Degree - Weapon Used	LIFE ATTEMPTS
750.520B1F	CSC - 1st Degree - Personal Injury	LIFE ATTEMPTS
750.520B1G	CSC - 1st Degree - Injury to Incap. Victim	LIFE ATTEMPTS
750.520C	CSC - 2nd Degree - Multiple Variables	15 ATTEMPTS
750.520C1A	CSC - 2nd Degree - Person Under 13	15 ATTEMPTS
750.520C1B	CSC - 2nd Degree - Relationship	15 ATTEMPTS
750.520C1C	CSC - 2nd Degree - During Felony	15 ATTEMPTS
750.520C1D	CSC - 2nd Degree - Accomplices	15 ATTEMPTS
750.520C1E	CSC - 2nd Degree - Weapon Used	15 ATTEMPTS
750.520C1F	CSC - 2nd Degree - Personal Injury	15 ATTEMPTS
750.520C1G	CSC - 2nd Degree - Injury to Incap. Victim	15 ATTEMPTS
750.520C1H	CSC - 2nd Degree - Mentally Disabled Relationship	15 ATTEMPTS
750.520C1I	CSC - 2nd Degree - State Prisoner	15 ATTEMPTS

DISPOSITIONS				
Total	Prison 27%	Probation 47%	Jail* 19%	Other** 7%
64,723 8,518	19,095 853	29,738 4,927	11,522 1,960	4,368 878
2		2		
16 6	7	3 2	5 4	1
13		13		
23 5	7 1	9 1	7 3	
108 18	25 1	46 10	20 3	17 4
13	3	7	3	
1 2		1 1		
80 5	80 3			
307 6	297 3	9 2	1 1	
104 4	104 1			
18	18			
2	2			
21 2	20		1	
38	38			
2	2			
152 16	69 1	70 12	12 2	1 1
460 40	350 17	98 20	10 3	2
115 6	87 2	23 4	5	
9	8	1		
3	2		1	
4	3	1		
34 4	18 1	15 3	1	
4	3	1		
4	1	3		
1 1		1		

NOTE: Be sure to check for related offense codes when examining a particular type of crime. They may or may not be in sequential order or even on the same page.

A2 2006 Criminal Court Dispositions by Offense and Type of Disposition — All Offenses Page 18 of 22

Compiled Laws	Offense	VIOLETIONS ATTEMPTS Max. Penalty
750.520C1K	CSC - 2nd Degree - County Prisoner	15
	ATTEMPTS	
750.520D	CSC - 3rd Degree - Multiple Variables	15
	ATTEMPTS	
750.520D1A	CSC - 3rd Degree - Person 13-15	15
	ATTEMPTS	
750.520D1B	CSC - 3rd Degree - Force/Coercion	15
	ATTEMPTS	
750.520D1C	CSC - 3rd Degree - Incapacitated Victim	15
	ATTEMPTS	
750.520D1D	CSC - 3rd Degree - Incest	15
	ATTEMPTS	
750.520D1E	CSC - 3rd Degree - Student 16 < 18	15
	ATTEMPTS	
750.520E	CSC - 4th Degree - Multiple Variables	2
	ATTEMPTS	
750.520E1A	CSC - 4th Degree - Force/Coercion	2
	ATTEMPTS	
750.520E1AA	CSC - 4th Degree - Victim 13-16	2
	ATTEMPTS	
750.520E1B	CSC - 4th Degree - Incapacitated Victim	2
	ATTEMPTS	
750.520E1C	CSC - 4th Degree - State Prisoner	2
	ATTEMPTS	
750.520E1EA	CSC - 4th Degree - Mental Health Professional	2
	ATTEMPTS	
750.520E1G	CSC - 4th Degree - Incest	2
	ATTEMPTS	
750.520G1	CSC - Assault w/Intent to Commit Sexual Penetration	10
	ATTEMPTS	
750.520G2	CSC - 2nd Degree Assault	5
	ATTEMPTS	
750.529	Robbery - Armed	LIFE
	ATTEMPTS	
750.529A	Carjacking	LIFE
	ATTEMPTS	
750.530	Robbery - Unarmed	15
	ATTEMPTS	
750.531	Bank Robbery/Safe Breaking	LIFE
	ATTEMPTS	
750.531A	Bank Robbery	LIFE
	ATTEMPTS	
750.531B	Safe Breaking	LIFE
	ATTEMPTS	
750.532	Seduction	5
	ATTEMPTS	
750.535	Stolen Property - Rec & Conc	10
	ATTEMPTS	
750.535-A	Stolen Property - Rec & Conc Over \$100 (obsolete)	5
	ATTEMPTS	

DISPOSITIONS				
Total	Prison 27%	Probation 47%	Jail* 19%	Other** 7%
64,723 8,518	19,095 853	29,738 4,927	11,522 1,960	4,368 878
2	1	1		
93 24	80 4	7 16	2	6 2
388 124	297 42	22 42	6 19	63 21
81 20	71 12	5 7	2 1	3
15 6	14 2	4		1
32 3	32	3		
3 1	3		1	
117	12	87	14	4
230	50	122	49	9
200	53	98	35	14
31	9	19	3	
2	2			
3		1	2	
23	5	16	1	1
224 6	117 2	80 3	22 1	5
84	37	39	5	3
894 40	891 15	2 17	1 4	4
105 7	105 5	1		1
676 33	389 13	177 13	39 5	71 2
1	1			
84 4	79 1	5	3	
61 14	44 6	13 5	3 2	1 1
14 1		7 1	3	4
1			1	
4 2	4	1	1	

NOTE: Be sure to check for related offense codes when examining a particular type of crime. They may or may not be in sequential order or even on the same page.

A2 2006 Criminal Court Dispositions by Offense and Type of Disposition

— All Offenses

Page 19 of 22

Compiled Laws	Offense	VIOLETIONS ATTEMPTS Max. Penalty
750.535A	Motor Vehicles - Operating a Chop Shop	10
	ATTEMPTS	
750.535A2	Motor Vehicles - Operating a Chop Shop	10
	ATTEMPTS	
750.535B	Weapons - Firearms - Receive & Conceal	10
	ATTEMPTS	
750.5352A	Stolen Property - Rec & Conc \$20,000 or More	10
	ATTEMPTS	
750.5352B	Stolen Property - Rec & Conc \$1,000 - < \$20,000, 3rd+ Offense	10
	ATTEMPTS	
750.5353A	Stolen Property - Rec & Conc \$1,000 - < \$20,000	5
	ATTEMPTS	
750.5353B	Stolen Property - Rec & Conc \$200 - < \$1,000, 2nd+ Offense	5
	ATTEMPTS	
750.5357	Stolen Property - Rec & Conc Motor Vehicle	5
	ATTEMPTS	
750.539C	Eavesdropping	2
	ATTEMPTS	
750.539D	Eavesdropping - Installing/Using	2
	ATTEMPTS	
750.539J2A1	Surveilling Unclothed Person	2
	ATTEMPTS	
750.539J2B	Capture/Distribute Image of Unclothed Person	5
	ATTEMPTS	
750.540	Telephone - Tap/Cut Lines	2
	ATTEMPTS	
750.540C1	Telephone - Counterfeit Device Avoid Payment	4
	ATTEMPTS	
750.540C2A	Telephone - Counterfeit Device Avoid Payment	4
	ATTEMPTS	
750.540C4	Telecommunications - Access Device Violations	4
	ATTEMPTS	
750.5405A	Interfering w/Electronic Communications	2
	ATTEMPTS	
750.5405B	Interfering w/Electronic Communications Causing Injury/Death	4
	ATTEMPTS	
750.543M	False Report or Threat of Terrorism	20
	ATTEMPTS	
750.552B	Trespass - State Correctional Facility	4
	ATTEMPTS	
750.72	Arson Dwelling House/Curtilage	20
	ATTEMPTS	
750.72A	Arson - Dwelling House	20
	ATTEMPTS	
750.72B	Arson - Dwelling House Curtilage	20
	ATTEMPTS	
750.73	Arson - Real Property	10
	ATTEMPTS	
750.74	Arson - Personal Property Over \$50	4
	ATTEMPTS	

DISPOSITIONS				
Total	Prison 27%	Probation 47%	Jail* 19%	Other** 7%
64,723 8,518	19,095 853	29,738 4,927	11,522 1,960	4,368 878
7		3	4	
16 2	3	7 2	5	1
130 15	45 2	55 8	20 4	10 1
87 17	18 3	36 8	22 4	11 2
1	1			
535 96	153 9	213 44	122 35	47 8
9 3	3 2	4	2 1	
1,254 207	287 11	580 88	181 68	206 40
3		3		
14	3	10	1	
9		4	1	4
16 1	3	12 1		1
113	15	68	27	3
1			1	
1			1	
2		2		
6	2	4		
1		1		
3	2			1
2	1	1		
3 2	2	1 1		
58 20	35 6	16 11	4 3	3
3 1	3			
58 7	23 1	26 4	7 1	2 1
1		1		

NOTE: Be sure to check for related offense codes when examining a particular type of crime. They may or may not be in sequential order or even on the same page.

A2 2006 Criminal Court Dispositions by Offense and Type of Disposition — All Offenses

Page 20 of 22

Compiled Laws	Offense	VIOLATIONS ATTEMPTS Max. Penalty
750.741C1	Arson - Pers. Prop. \$1,000 - < \$20,000	5
	ATTEMPTS	
750.741D1	Arson - Pers. Prop. \$20,000 or More	10
	ATTEMPTS	
750.75	Arson - Insured Property	10
	ATTEMPTS	
750.77	Arson - Prepare to Burn Property	10
	ATTEMPTS	
750.771C1	Arson - Prepare to Burn Property \$1,000 - < \$20,000	5
	ATTEMPTS	
750.771D1	Arson - Prepare to Burn Property \$20,000 or More	10
	ATTEMPTS	
750.78	Arson - Woods/Prairies	4
	ATTEMPTS	
750.81A3	Domestic Violence - Aggravated 2nd Offense	2
	ATTEMPTS	
750.81C2	Assault/Battery of DHS Employee	2
	ATTEMPTS	
750.81D1	Police Officer - Assault/Resist/Obstruct	2
	ATTEMPTS	
750.81D2	Police Officer - Assault/Resist/Obstruct Causing Injury	4
	ATTEMPTS	
750.81D3	Police Officer - Assault/Resist/Obstruct Serious Impairment	15
	ATTEMPTS	
750.814	Domestic Violence, 3rd Offense	2
	ATTEMPTS	
750.82	Felonious Assault	4
	ATTEMPTS	
750.822	Weapon-Free Schools - Assault with Dangerous Weapon	4
	ATTEMPTS	
750.83	Assault w/Intent to Murder	LIFE
	ATTEMPTS	
750.84	Assault w/Intent to do Great Body Harm Less Than Murder	10
	ATTEMPTS	
750.85	Torture	LIFE
	ATTEMPTS	
750.86	Assault w/Intent to Maim	10
	ATTEMPTS	
750.87	Assault w/Intent to Commit Felony	10
	ATTEMPTS	
750.88	Assault w/Intent to Rob While Unarmed	15
	ATTEMPTS	
750.89	Assault w/Intent to Rob While Armed	LIFE
	ATTEMPTS	
750.90	Sexual Intercourse - Under Pretext Medical Treatment	10
	ATTEMPTS	
750.90A	Asslt - Pregnant Individ. Intentional Causing Miscarriage/Stillbirth	LIFE
	ATTEMPTS	
750.91	Homicide - Attempted Murder	LIFE
	ATTEMPTS	

DISPOSITIONS				
Total	Prison 27%	Probation 47%	Jail* 19%	Other** 7%
64,723	19,095	29,738	11,522	4,368
8,518	853	4,927	1,960	878
35	10	15	4	6
6	2	3	1	
11	6	3	2	
17	2	14	1	
1		1		
11	2	8	1	
3		2	1	
15	5	8		2
3	2		1	
6	4	1		1
1			1	
33	13	12	8	
9	1	5	3	
2,735	611	1,203	766	155
182	67	66	33	16
11		9	1	1
8	2	5	1	
3	1	2		
487	113	229	144	1
1,973	561	914	331	167
343	19	236	79	9
5	3			2
202	201	1		
1	1			
662	391	207	34	30
50	19	24	5	2
3	3			
5	3	2		
3	1	1		1
92	50	25	4	13
2		1	1	
148	126	21		1
2	1	1		
2		2		
1		1		
3	3			
1	1			
2	2			

NOTE: Be sure to check for related offense codes when examining a particular type of crime. They may or may not be in sequential order or even on the same page.

A2 2006 Criminal Court Dispositions by Offense and Type of Disposition

— All Offenses

Page 21 of 22

Compiled Laws	Offense	VIOLATIONS ATTEMPTS Max. Penalty
752.10031	Health Care Fraud - False Claim	4
	ATTEMPTS	
752.10033	Health Care Fraud - False Statement	4
	ATTEMPTS	
752.1005	Health Care Fraud - Conspiracy	10
	ATTEMPTS	
752.10542	Copy Audio/Video For Gain - Felony	5
	ATTEMPTS	
752.191	Felonious Driving	2
	ATTEMPTS	
752.541	Riot	10
	ATTEMPTS	
752.7971C1	Computers - Fraudulent Access \$1,000 - < \$20,000	5
	ATTEMPTS	
752.7971D1	Computers - Fraudulent Access \$20,000 or More	10
	ATTEMPTS	
752.7972A	Computers - Unauthorized Access	5
	ATTEMPTS	
752.7973B	Computers - Use to Commit Crime Max > 1 - < 2 yrs	2
	ATTEMPTS	
752.7973C	Computers - Use to Commit Crime Max 2 - < 4 yrs	4
	ATTEMPTS	
752.7973D	Computers - Use to Commit Crime Max 4 - < 10 yrs	7
	ATTEMPTS	
752.7973E	Computers - Use to Commit Crime Max 10 - < 20 yrs	10
	ATTEMPTS	
752.7973F	Computers - Use to Commit Crime Max 20 yrs or More	20
	ATTEMPTS	
752.811	Break & Enter - Coin-Operated Device	3
	ATTEMPTS	
752.811A	Break & Enter - Coin-Operated Device	3
	ATTEMPTS	
752.811B	Break & Enter - Possess Tool to Open Coin-Operated Device	3
	ATTEMPTS	
752.861	Weapons - Firearms, Careless Use Cause Injury/Death	2
	ATTEMPTS	
767A.91A	Prosecutor's Investigative Subpoena Perjury	15
	ATTEMPTS	
769.12	Habitual Offender - 4th Offense	LIFE
	ATTEMPTS	
800.2811	Prisons - Furnish Contraband to Prisoner In Prison	5
	ATTEMPTS	
800.2813	Prisons - Bringing Contraband Into	5
	ATTEMPTS	
800.2814	Prisons - Prisoner Possessing Contraband	5
	ATTEMPTS	
800.2834	Prisons - Prisoner Possessing Weapon	5
	ATTEMPTS	
801.2621A	Jails - Bringing Weapon Into	5
	ATTEMPTS	

DISPOSITIONS				
Total	Prison 27%	Probation 47%	Jail* 19%	Other** 7%
64,723 8,518	19,095 853	29,738 4,927	11,522 1,960	4,368 878
17 1		17 1		
1			1	
1 1		1 1		
42 23	2	39 14	1 3	6
2	1		1	
1			1	
3		3		
1		1		
8	2	5		1
2		2		
18	1	15	2	
119	35	72	5	7
18 1	5	8 1		5
6	5		1	
1 1		1	1	
94 6	34	35 3	22 3	3
7 1	1	4 1	1	1
16	5	4	5	2
6		6		
2	2			
3 4		3 2		
16 2	11	3 2	2	
33 3	28 1	4 1	1 1	
68 8	68 8			
1			1	

NOTE: Be sure to check for related offense codes when examining a particular type of crime. They may or may not be in sequential order or even on the same page.

A2 2006 Criminal Court Dispositions by Offense and Type of Disposition

— All Offenses

Page 22 of 22

Compiled Laws	Offense	VIOLATIONS ATTEMPTS Max. Penalty
801.2622	Jail - Prisoner Possess Weapon	5
		ATTEMPTS
801.2631	Jail - Furnish Contraband to Prisoner	5
		ATTEMPTS
801.2632	Jails - Prisoner Possessing Contraband	5
		ATTEMPTS

DISPOSITIONS				
Total	Prison 27%	Probation 47%	Jail* 19%	Other** 7%
64,723	19,095	29,738	11,522	4,368
8,518	853	4,927	1,960	878
3	2	1		
2	1	1		
15	5	5	5	
2		1	1	
42	8	22	12	
4		4		

NOTE: Be sure to check for related offense codes when examining a particular type of crime. They may or may not be in sequential order or even on the same page.

Offenders may have multiple dispositions.

* Includes Fine, Restitution, and Costs.

** Includes Delayed and Suspended Sentences and HYTA Probation.

Source: Basic Information Reports (BIR).

A2a 2006 Criminal Court Dispositions by Offense and Type of Disposition

— Non-Assaultive Offenses

Page 1 of 12

Compiled Laws	Offense	VIOLATIONS ATTEMPTS Max. Penalty
28.2931	State ID Card - False Application	5 ATTEMPTS
28.2951AA	State ID Card - Altered/Forged/Used to Commit Felony	10 ATTEMPTS
28.2951BA	State ID Card - Altered/Forged/Used to Commit Felony or Misd	5 ATTEMPTS
28.2952A	State ID Card - Altered/Forged w/Intent to Deliver/Posess 2 or More	5 ATTEMPTS
28.425B3	Weapons/Pistols - False Info on CCW Permit	4 ATTEMPTS
28.729	Sex Offender - Fail to Register	4 ATTEMPTS
28.7291A	Sex Offender - Fail to Register	4 ATTEMPTS
28.7291B	Sex Offender - Fail to Register 2nd Offense	7 ATTEMPTS
28.7291C	Sex Offender - Fail to Register 3rd Offense	10 ATTEMPTS
28.7292C	Sex Offender - Fail to Report, 3rd Offense	4 ATTEMPTS
168.933	Election Law - Swear Falsely to Register/Vote	5 ATTEMPTS
205.271A	Taxes - Fail to File/False Return	5 ATTEMPTS
205.271C	Taxes - Making/Permitting False Returns	5 ATTEMPTS
205.281E	Taxes - State Employee Compromising Taxes	5 ATTEMPTS
205.4282	Tobacco Products Tax Act Violations Felony	5 ATTEMPTS
205.4282-A	Tobacco Products Tax Act Violations Sell w/o Tax Stamp	5 ATTEMPTS
205.4286	Tobacco Products Tax Act Unauthorized Tax Stamps	10 ATTEMPTS
257.1355A	Used Car Parts Dealer - Fail to Record Transaction	2 ATTEMPTS
257.1355B	Used Car Parts Dealer - Falsify Record	2 ATTEMPTS
257.233A6	Motor Vehicles - Odometer Tampering	5 ATTEMPTS
257.254	MV Code - Intent to Pass False Title	10 ATTEMPTS
257.257	License Documents/Plates Forgery	5 ATTEMPTS
257.3107A	Driver's License-Forged w/Int Commit Crime Max 10 yrs or More	10 ATTEMPTS
257.3107B	Driver's License-Forged w/Int Commit Crime Max 6 mos - < 10 yrs	5 ATTEMPTS
257.3108	Driver's License-Forged Sell/Possess w/Intent to Deliver	5 ATTEMPTS

DISPOSITIONS				
Total	Prison 24%	Probation 49%	Jail* 18%	Other** 9%
30,967 5,090	8,282	14,595 447	5,364 2,894	2,726 1,211
15 1	5	7	3 1	
5	2	1	2	
1			1	
1			1	
3		2		1
495 208	95 5	206 111	194 92	
18 13	1	7	5	
21	8	7	6	
3		1	2	
12 1	3	2 1	7	
1		1		
10 1	2	2 1	6	
1		1		
1				1
10 5		8 1	2 4	
1		1		
2 1		2 1		
1		1		
4		4		
4		3	1	
71 2	17	45 2	9	
95 71	6 3	73 52	15 14	1 2
6 1	3	2 1	1	
13 1	3	9 1	1	
4			4	

NOTE: Be sure to check for related offense codes when examining a particular type of crime. They may or may not be in sequential order or even on the same page.

A2a 2006 Criminal Court Dispositions by Offense and Type of Disposition

— Non-Assaultive Offenses

Page 2 of 12

Compiled Laws	Offense	VIOLATIONS ATTEMPTS Max. Penalty
257.3109	Driver's License-Forged Possess 2 or More	5
257.3291	Insurance Certificates - Possess/Sale of Stolen/Counterfeit	5
257.616A2B	Portable Signal Preemption Device - Use	2
257.6251	Drive M.V. Addict or Intox	15
257.62510C	Operating - OWI, 3rd Offense	1
257.6256	OWI - Impaired, 3rd Felony	5
257.6256D	OWI - Impaired w/Contr. Sub, 3rd Offense	5
257.6257A2	OWI - w/Occupant Less Than 16, 2nd+ Offense	5
257.903	Motor Vehicle Code - False Certification	5
257.9032	Motor Vehicle Code - False Certification 2nd Offense	7
289.51072	Food Law - Felony Violations	4
290.6313B	Weights & Measures - Intentional Violations	5
324.20139	Hazardous Subs - Know Release/False Statement [endanger]	5
324.31152A	Water Resources Protection Violation	2
333.16294	Health Profession - Unauthorized Practice Felony	4
338.823A	Private Detectives - No License	4
400.601B	Fraud - Welfare - Over \$500	4
400.602	Fraud - Welfare (Failure to Inform)	4
400.602B	Fraud - Welfare (Failure to Inform) \$500 or More	4
400.6033	Medicaid Fraud - Concealing Information	4
400.6071	Medicaid Fraud - False Claim	4
421.54BIIB	Unemployment Compensation Fraud \$25,00 or More	2
432.2181	Gambling Operations - Felony Violations	10
432.2182	Gambling Activities - Felony Violations	10
432.30	Lottery - Forging/Counterfeiting a Ticket	5

DISPOSITIONS				
Total	Prison 24%	Probation 49%	Jail* 18%	Other** 9%
30,967 5,090	8,282	14,595 447	5,364 2,894	2,726 1,211
4	1	3		
19 2	2	11 1	6 1	
1			1	
2 2		2 1		
46	1	39	6	
4 1	2		2 1	
2,878	730	1,814	333	1
108	23	77	8	
59 14	14	31 10	13 4	1
1		1		
1		1		
1		1		
1			1	
5		3	2	
1			1	
42 17	1 1	36 14	4 2	1
1			1	
283 23		273 18	9 2	1
1	3	1		
3 1		2	1 1	
1		1		
2 2		2 2		
3		3		
1 2		1		
	2			

NOTE: Be sure to check for related offense codes when examining a particular type of crime. They may or may not be in sequential order or even on the same page.

A2a 2006 Criminal Court Dispositions by Offense and Type of Disposition

— Non-Assaultive Offenses

Page 3 of 12

Compiled Laws	Offense	VIOLATIONS ATTEMPTS Max. Penalty
440.95016	File False/Fraudulent Financial Statement	5
	ATTEMPTS	
445.65	Identity Theft	5
	ATTEMPTS	
445.67	Identity Theft - Obtain/Possess/Transfer ID w/Intent	5
	ATTEMPTS	
451.501	Blue Sky Laws - Fraudulent Schemes/Statements	10
	ATTEMPTS	
500.45111	Insurance - Fraudulent Acts	4
	ATTEMPTS	
500.45112	Insurance Fraud - Conspiracies	10
	ATTEMPTS	
565.371	Real Property - Recording Fraud Conveyance	3
	ATTEMPTS	
570.111010C	Contractor - False Sworn Statements \$1,000 - < \$20,000	5
	ATTEMPTS	
570.152	Contractor - Fraudulent Use of Building Contract Fund	3
	ATTEMPTS	
600.2907A2	Real Property - Encumber w/o Lawful Cause	3
	ATTEMPTS	
722.6335B	Child Abuse - Intentional False Report	4
	ATTEMPTS	
750.110-A	Break & Enter - Unoccupied Bldg. w/Intent	10
	ATTEMPTS	
750.110-B	Break & Enter - Occupied Bldg. w/Intent	15
	ATTEMPTS	
750.110A3	Home Invasion - 2nd Degree	15
	ATTEMPTS	
750.110A4	Home Invasion - 3rd Degree	5
	ATTEMPTS	
750.111	Break & Enter - Entry w/o Breaking w/Intent	5
	ATTEMPTS	
750.116	Burglar's Tools - Possession	10
	ATTEMPTS	
750.117	Public Officer - Bribery	4
	ATTEMPTS	
750.1227A	Witness - Bribe/Intimidate/Interfere	4
	ATTEMPTS	
750.131A	Check - No Account or Insufficient Funds	2
	ATTEMPTS	
750.131A1	Check - No Account	2
	ATTEMPTS	
750.131A2	Check - Non-Sufficient Funds - 3 Within 10 Days	2
	ATTEMPTS	
750.1313B2	Check - Non-Sufficient Funds \$100 - < \$500, 3rd+ Offense	2
	ATTEMPTS	
750.1313C	Check - Non-Sufficient Funds \$500 or More	2
	ATTEMPTS	
750.147B	Ethnic Intimidation	2
	ATTEMPTS	

DISPOSITIONS				
Total	Prison 24%	Probation 49%	Jail* 18%	Other** 9%
30,967 5,090	8,282	14,595 447	5,364 2,894	2,726 1,211
5		5		
348	108	196	29	15
30	1	25	3	1
40	9	24	6	1
2		1		1
4			4	
61	3	51	7	
11		7	4	
12	1	8	2	1
1		1		
2		2		
1		1		
24	3	18	3	
3	1	2		
1		1		
1			1	
2,033	707	789	271	266
375	95	178	63	39
4			4	
1			1	
1,672	804	426	144	298
187	49	83	26	29
606	113	316	126	51
38	4	20	12	2
148	32	58	30	28
10	1	8	1	
82	32	27	13	10
21	5	9	6	1
5	1	2	2	
29	11	16	2	
4		1	3	
3		2	1	
533	69	301	149	14
146	13	90	35	8
1		1		
129	28	77	21	3
26	2	14	4	6

NOTE: Be sure to check for related offense codes when examining a particular type of crime. They may or may not be in sequential order or even on the same page.

A2a 2006 Criminal Court Dispositions by Offense and Type of Disposition

— Non-Assaultive Offenses

Page 4 of 12

Compiled Laws	Offense	VIOLATIONS ATTEMPTS Max. Penalty
750.157A	Compounding Offenses	5 ATTEMPTS
750.157AB	Conspiracy - Gambling Illegally	5 ATTEMPTS
750.157N1	Financial Transaction Device - Steal/ Retain w/o Consent	4 ATTEMPTS
750.157N2	Financial Transaction Device - Possess Fraudulent One	4 ATTEMPTS
750.157P	Financial Transaction Device - Possess w/Intent to Use/Sell	4 ATTEMPTS
750.157Q	Financial Transaction Device - Illegal Sale/Use	4 ATTEMPTS
750.157R	Financial Transaction Device - Forge/ Alter/Counterfeit	4 ATTEMPTS
750.157T	Financial Transaction Device - Sale of Goods or Services	4 ATTEMPTS
750.157U	Financial Transaction Device - Overcharging	4 ATTEMPTS
750.157V	Financial Transaction Device - False ID	4 ATTEMPTS
750.157W1C1	Financial Transaction Device - Fraud \$1,000 - < \$20,000	5 ATTEMPTS
750.157W1D1	Financial Transaction Device - Fraud \$20,000 or More	10 ATTEMPTS
750.159I1	Criminal Enterprise - Conducting	20 ATTEMPTS
750.159I4A	Criminal Enterprise - Conspiracy	20 ATTEMPTS
750.160	Dead Bodies - Disinterment and Mutilation	10 ATTEMPTS
750.161	Desertion/Abandon/Non-Support	3 ATTEMPTS
750.165	Child Support - Fail to Pay	4 ATTEMPTS
750.174	Embezzlement - Agent or Trustee	10 ATTEMPTS
750.174A4A	Embezzlement - Vulnerable Adult \$1,000 - < \$20,000	5 ATTEMPTS
750.174A5A	Embezzlement - Vulnerable Adult \$20,000 or More	10 ATTEMPTS
750.174B	Embezzlement - Agent or Trustee Over \$100	10 ATTEMPTS
750.1744A	Embezzlement - Agent or Trustee \$1,000 - < \$20,000	5 ATTEMPTS
750.1744B	Embezzlement - Agent or Trustee \$200 - < \$1,000, 2nd+ Offense	5 ATTEMPTS
750.1745A	Embezzlement - Agent or Trustee \$20,000 - < \$50,000	10 ATTEMPTS
750.1745B	Embezzlement - Agent or Trustee \$1,000 - < \$20,000, 3rd+ Offense	10 ATTEMPTS

DISPOSITIONS				
Total	Prison 24%	Probation 49%	Jail* 18%	Other** 9%
30,967 5,090	8,282	14,595 447	5,364 2,894	2,726 1,211
21	7	7	6	1
2		1	1	
1,150 98	165 6	596 69	255 19	134 4
65 1	8	43 1	12	2
140 20	25 2	69 11	28 5	18 2
300 34	41 2	182 27	45 5	32
4 1		4 1		
3		3		
7 1		6	1 1	
25 4	5	16 3	4 1	
5 2	1	1 2		3
1		1		
22 6	15 2	4 2	2 2	1
4		4		
3	3			
53 10	16 4	29 3	8 3	
1,067 248	95 13	877 212	95 23	
2		1	1	
32 3	4	24 2	4 1	
11 1	4 1	7		
17 1	8	1	8 1	
430 84	37 1	291 74	38 6	64 3
2		1	1	
124 12	26 1	91 10	5 1	2
2		2		

NOTE: Be sure to check for related offense codes when examining a particular type of crime. They may or may not be in sequential order or even on the same page.

A2a 2006 Criminal Court Dispositions by Offense and Type of Disposition

— Non-Assaultive Offenses

Page 5 of 12

VIOLATIONS ATTEMPTS			
Compiled Laws	Offense	Max. Penalty	
750.175	Embezzlement - Public Official Over \$50	10	
	ATTEMPTS		
750.176	Embezzlement - Administrator/Executor/Guardian	10	
	ATTEMPTS		
750.180	Embezzlement - Financial Institutions	20	
	ATTEMPTS		
750.1815A	Embezzlement - Jointly Held Property \$20,000 or More	10	
	ATTEMPTS		
750.183A	Escape - Aiding Prisoner - Felony	7	
	ATTEMPTS		
750.186A	Escape - Juvenile Facility	4	
	ATTEMPTS		
750.193	Escape - Prison	5	
	ATTEMPTS		
750.1951	Escape - From Misdemeanor Jail Sentence	2	
	ATTEMPTS		
750.1952	Escape - From Felony Jail Sentence	4	
	ATTEMPTS		
750.1971	Escape - Awaiting Trial For Misdemeanor	2	
	ATTEMPTS		
750.1972	Escape - Awaiting Trial for Felony	4	
	ATTEMPTS		
750.199A	Bond - Absconding or Forfeiting	4	
	ATTEMPTS		
750.2153	Impersonate Peace Officer to Commit Crime	4	
	ATTEMPTS		
750.217D	False Personation - Health Professional	15	
	ATTEMPTS		
750.217F	Impersonate Firefighter/Emergency Medical Personnel	2	
	ATTEMPTS		
750.218	False Pretenses w/Intent to Defraud	10	
	ATTEMPTS		
750.218B	False Pretenses Over \$100	10	
	ATTEMPTS		
750.2184A	False Pretenses - \$1,000 - < \$20,000	5	
	ATTEMPTS		
750.2184B	False Pretenses - \$200 - < \$1,000, 2nd Offense	5	
	ATTEMPTS		
750.2185A	False Pretenses - \$20,000 or More	10	
	ATTEMPTS		
750.2185B	False Pretenses - \$1,000 - < \$20,000, 3rd+ Offense	10	
	ATTEMPTS		
750.219A2C1	Telecommunications - Avoid Payment \$1,000 - < \$20,000	5	
	ATTEMPTS		
750.219E	Financial Institution - Unauthorized Credit Application	4	
	ATTEMPTS		
750.224A	Weapons - Taser, Possess or Sale	4	
	ATTEMPTS		
750.224B	Weapons - Firearms, Short-Barrel Shotgun/Rifle	5	
	ATTEMPTS		

DISPOSITIONS				
Total	Prison 24%	Probation 49%	Jail* 18%	Other** 9%
30,967	8,282	14,595	5,364	2,726
5,090		447	2,894	1,211
12		12		
3		3		
2		2		
2	1	1		
6		6		
4		3	1	
3		3		
1	1			
2	1		1	
10	1	6	3	
6	2	2	2	
17	17			
1			1	
13	5	3	5	
29	16	5	8	
5			5	
4	1	2	1	
28	18	3	6	1
2	2			
99	35	27	37	
15	1	8	6	
5	5			
1			1	
1			1	
1		1		
1			1	
10	7		3	
1		1		
199	47	120	23	9
46	5	32	8	1
3	2	1		
1		1		
63	22	36	4	1
12	2	7	3	
2		2		
1		1		
1		1		
12	2	8	2	
3		3		
41	10	18	6	7
14		9	4	1
55	18	26	7	4
6		5	1	

NOTE: Be sure to check for related offense codes when examining a particular type of crime. They may or may not be in sequential order or even on the same page.

A2a 2006 Criminal Court Dispositions by Offense and Type of Disposition

— Non-Assaultive Offenses

Page 6 of 12

Compiled Laws	Offense	VIOLATIONS ATTEMPTS	
		Max. Penalty	
750.224F	Weapons - Firearms, Possess by Felon	ATTEMPTS	5
750.2241A	Weapons - Dangerous Weapon, Misc.	ATTEMPTS	5
750.2241B	Weapons - Dangerous Weapon, Gas Eject Dev	ATTEMPTS	5
750.226	Weapons - Dangerous Weapon, Carry w/Unlawful Intent	ATTEMPTS	5
750.227	Weapons - Carrying Concealed	ATTEMPTS	5
750.227A	Weapons - Firearms - Unlawful Possess By Security Guard	ATTEMPTS	4
750.227B	Weapons - Felony Firearm	ATTEMPTS	10
750.227BA	Weapons - Felony Firearm	ATTEMPTS	2
750.227BB	Weapons - Felony Firearm, 2nd Offense	ATTEMPTS	5
750.227C	Weapons - Firearms, Possess Loaded in Vehicle	ATTEMPTS	2
750.227F	Body Armor - Wear During Violent Crime	ATTEMPTS	4
750.227G9A	Weapons - Body Armor - Possess/Use By Violent Felon	ATTEMPTS	4
750.230	Weapons - Firearms, Altering ID Marks	ATTEMPTS	2
750.248	Forgery	ATTEMPTS	14
750.248A	Financial Transaction Device - Utter & Publish	ATTEMPTS	4
750.249	Uttering & Publishing	ATTEMPTS	14
750.249A	Financial Transaction Device - Forgery	ATTEMPTS	4
750.250	Forgery of State Warrant	ATTEMPTS	7
750.251	Forgery of Bank Bills/Promissory Notes	ATTEMPTS	7
750.252	Utter & Publish - Possess Counterfeit Note w/Intent	ATTEMPTS	7
750.253	Utter & Publish - Counterfeit Bills/Notes	ATTEMPTS	5
750.254	Utter & Publish - Possess Counterfeit Bank/State/Bills	ATTEMPTS	5
750.255	Counterfeiting - Possession of Tools	ATTEMPTS	10
750.260	Counterfeiting - Coins/Possess 5 or More	ATTEMPTS	LIFE
750.261	Counterfeiting - Coins/Possess Less Than 5	ATTEMPTS	10

DISPOSITIONS				
Total	Prison 24%	Probation 49%	Jail* 18%	Other** 9%
30,967	8,282	14,595	5,364	2,726
5,090		447	2,894	1,211
839	511	232	96	
32	5	18	9	
78	7	24	21	26
21		10	5	6
3		2		1
1		1		
89	46	27	10	6
6	1	2	2	1
1,369	293	600	292	184
919	19	520	162	218
2		1	1	
12	9	1	1	1
1		1		
644	555	41	1	47
24	24			
79	3	45	19	12
1	1			
3		2	1	
6	2	1	3	
318	84	167	54	13
29	6	19	4	
5	2	3		
1		1		
2,683	661	1,338	518	166
655	54	381	186	34
1		1		
3		2	1	
4	1	1	1	1
1		1		
5	2		1	2
1	1			
38	2	16	11	9
11	1	4	5	1
14	3	4	6	1
2	2			
1	1			
14	3	3	2	6
3		1	2	

NOTE: Be sure to check for related offense codes when examining a particular type of crime. They may or may not be in sequential order or even on the same page.

A2a 2006 Criminal Court Dispositions by Offense and Type of Disposition

— Non-Assaultive Offenses

Page 7 of 12

Compiled Laws	Offense	VIOLATIONS ATTEMPTS Max. Penalty
750.2633	Counterfeiting - Del/Poss w/False ID Mark Felony	5 ATTEMPTS
750.273	Fraud - Obtain Signature to Financial Document	10 ATTEMPTS
750.280	Fraud - Common Law	10 ATTEMPTS
750.282B	Public Utility - Fraudulent Use Over \$500	4 ATTEMPTS
750.285	Obtain Personal Identity Info w/o Permission	5 ATTEMPTS
750.300A1C	Food Stamps - Fraud Over \$1,000	10 ATTEMPTS
750.303A	Gambling House - Maintain for Gain	2 ATTEMPTS
750.356	Larceny	10 ATTEMPTS
750.356A	Larceny - From Motor Vehicle	10 ATTEMPTS
750.356A-B	Break and Enter - Vehicle Steal Property Over \$5	5 ATTEMPTS
750.356AB	Break and Enter - Vehicle Steal Property Over \$5	5 ATTEMPTS
750.356AC	Break and Enter - Vehicle With Damage	5 ATTEMPTS
750.356A1	Larceny - From Motor Vehicle	5 ATTEMPTS
750.356A2C1	Break and Enter - Vehicle Steal Property \$1,000 - < \$20,000	5 ATTEMPTS
750.356A2C2	Break and Enter - Vehicle Steal Prop \$200 - < \$1,000, 2nd+ Offense	5 ATTEMPTS
750.356A2D1	Break and Enter - Vehicle Steal Property \$20,000 or More	10 ATTEMPTS
750.356A3	Break and Enter - Vehicle With Damage	5 ATTEMPTS
750.356B	Break and Enter - Coin Telephone	4 ATTEMPTS
750.356C	Retail Fraud - 1st Degree	5 ATTEMPTS
750.3562A	Larceny - \$20,000 or More	10 ATTEMPTS
750.3563A	Larceny - \$1,000 - < \$20,000	5 ATTEMPTS
750.3563B	Larceny - \$200 - < \$1,000, 2nd+ Offense	5 ATTEMPTS
750.357	Larceny from Person	10 ATTEMPTS
750.357A	Larceny of Livestock	4 ATTEMPTS
750.357B	Weapons - Firearms - Larceny	5 ATTEMPTS

DISPOSITIONS				
Total	Prison 24%	Probation 49%	Jail* 18%	Other** 9%
30,967 5,090	8,282	14,595 447	5,364 2,894	2,726 1,211
4 1	1	2 1		1
1		1		
3	1	2		
10 1		9	1 1	
66 9	15	37 6	13 3	1
5		5		
1		1		
5 1		1	4	
16 6	1	6 2	8 4	2
4			4	
1			1	
1		1		
667 102	107 8	204 41	152 40	204 13
52 7	16	16 3	10 3	10 1
1		1		
3	3			
384 58	87 6	148 26	73 18	76 8
11 3	5	2 3	4	
949 58	295 2	365 35	250 17	39 4
18 8	4 1	8 4	4 2	2 1
322 51	90 3	156 30	41 11	35 7
2		1	1	
494 79	181 11	185 42	76 17	52 9
3			3	
110 10	61	28 7	17 3	4

NOTE: Be sure to check for related offense codes when examining a particular type of crime. They may or may not be in sequential order or even on the same page.

A2a 2006 Criminal Court Dispositions by Offense and Type of Disposition

— Non-Assaultive Offenses

Page 8 of 12

Compiled Laws	Offense	VIOLATIONS ATTEMPTS Max. Penalty
750.360	Larceny in Building	4
	ATTEMPTS	
750.360A2B	Theft Detection Device - Deactivate/Remove 2nd Offense	4
	ATTEMPTS	
750.362	Larceny By Conversion	10
	ATTEMPTS	
750.362-A	Larceny By Conversion Over \$100 (obsolete)	5
	ATTEMPTS	
750.362A	Failure to Return Rented Property Over \$100 (obsolete)	10
	ATTEMPTS	
750.362A2A	Failure to Return Rented Property \$20,000 or More	10
	ATTEMPTS	
750.362A3A	Failure to Return Rented Property \$1,000 - < \$20,000	5
	ATTEMPTS	
750.3622A	Larceny by Conversion \$20,000 or More	10
	ATTEMPTS	
750.3623A	Larceny By Conversion \$1,000 - < \$20,000	5
	ATTEMPTS	
750.3632A	Larceny by False Personation \$20,000 or More	10
	ATTEMPTS	
750.3633A	Larceny by False Personation \$1,000 - < \$20,000	5
	ATTEMPTS	
750.377	Malicious Destruction of Animal of Another	4
	ATTEMPTS	
750.377A	Malicious Destruction Personal Property	10
	ATTEMPTS	
750.377AA	Malicious Destruction Personal Property	4
	ATTEMPTS	
750.377A1A1	Malicious Destruction Personal Property \$20,000 or More	10
	ATTEMPTS	
750.377A1B1	Malicious Destruction Personal Property \$1,000 - < \$20,000	5
	ATTEMPTS	
750.377A1B2	Mal. Destr. Personal Property \$200 - < \$1,000, 2nd+ Offense	5
	ATTEMPTS	
750.379	MDOP - Bridges/Railroads/Locks	4
	ATTEMPTS	
750.380	Malicious Destruction Building	10
	ATTEMPTS	
750.380A	Malicious Destruction Building Over \$100 (obsolete)	4
	ATTEMPTS	
750.3802A	Malicious Destruction Building \$20,000 or More	10
	ATTEMPTS	
750.3803A	Malicious Destruction Building \$1,000 - < \$20,000	5
	ATTEMPTS	
750.3821C1	Malicious Destr. Trees/Shrubs/etc. \$1,000 - < \$20,000	5
	ATTEMPTS	
750.3821D1	Malicious Destr. Trees/Shrubs/etc. \$20,000 or More	10
	ATTEMPTS	
750.383A	MDOP - Utility Property	4
	ATTEMPTS	

DISPOSITIONS				
Total	Prison 24%	Probation 49%	Jail* 18%	Other** 9%
30,967	8,282	14,595	5,364	2,726
5,090		447	2,894	1,211
1,810	337	794	468	211
469	21	287	126	35
1		1		
3		3		
1			1	
1			1	
1			1	
8	1	6	1	
4		4		
33	4	22	5	2
4		3	1	
22	2	18	1	1
3		2		1
96	24	56	15	1
13	3	6	4	
2	2			
5	1	2	2	
1		1		
1			1	
1			1	
2			2	
2		1		1
1		1		
294	46	139	33	76
40	1	26	7	6
5	2	1	2	
1		1		
3		1		2
1			1	
2			1	1
7	3	2		2
90	20	40	13	17
14		10	2	2
6	2	3		1
1		1		
6	1	3	2	
6		5	1	

NOTE: Be sure to check for related offense codes when examining a particular type of crime. They may or may not be in sequential order or even on the same page.

A2a 2006 Criminal Court Dispositions by Offense and Type of Disposition

— Non-Assaultive Offenses

Page 9 of 12

Compiled Laws	Offense	VIOLATIONS ATTEMPTS Max. Penalty
750.3875A	Malicious Destr. Tombs/Memorials \$1,000 - < \$20,000	5 ATTEMPTS
750.411A1B	False Report of a Felony	4 ATTEMPTS
750.411A2	False Bomb Threat	4 ATTEMPTS
750.411A3A	False Report/Threat of Bomb/Harmful Device	4 ATTEMPTS
750.411L	Money Laundering - 4th Degree	2 ATTEMPTS
750.411N	Money Laundering - 2nd Degree	10 ATTEMPTS
750.413	Motor Vehicle - Unlawfully Driving Away	5 ATTEMPTS
750.414	Motor Vehicle - Unlawful Use	2 ATTEMPTS
750.4152	Motor Vehicle - Conceal/Misrepresent Identity to Mislead	4 ATTEMPTS
750.4155	Motor Vehicle - Possess/Deliver - ID Plates or Labels	4 ATTEMPTS
750.4156	Motor Vehicle - Buy/Receive Part w/ID Removed/Altered	10 ATTEMPTS
750.422A	Perjury - Court Proceeding Capital Crime	LIFE ATTEMPTS
750.422B	Perjury - Court Proceeding	15 ATTEMPTS
750.423	Perjury - Other Than Court Proceeding	15 ATTEMPTS
750.425A	Perjury - Incite/Procure, Other Than Court Proceeding	5 ATTEMPTS
750.425B	Perjury - Incite/Procure, Court Proceeding	5 ATTEMPTS
750.439	Polygamy	4 ATTEMPTS
750.451B	Prostitution - 3rd Offense	2 ATTEMPTS
750.451D	Prostitution - 3rd+ Offense	2 ATTEMPTS
750.452	Prostitution - Keeping House of	5 ATTEMPTS
750.457	Prostitution - Accepting Earnings	20 ATTEMPTS
750.478A2	Public Officer - Attempt to Obstruct Official Duties	2 ATTEMPTS
750.483A6A	Tamper w/Evidence	4 ATTEMPTS
750.483A6B	Tamper w/Evidence - Criminal Case Max >10 yr Term	10 ATTEMPTS
750.49A	Animals - Fighting	4 ATTEMPTS

DISPOSITIONS				
Total	Prison 24%	Probation 49%	Jail* 18%	Other** 9%
30,967 5,090	8,282	14,595 447	5,364 2,894	2,726 1,211
8	2	2	1	3
218 67	16 1	122 40	53 22	27 4
1			1	
27	4	11	5	7
1		1		
1	1			
995 213	316 43	346 71	194 62	139 37
581	74	286	194	27
18 5	4	10 3	3 2	1
3	1	2		
2		2		
4	3		1	
16 5	9 1	7 2		
6	1	4	1	
1		1		
1	1			
5	1	2	2	
3			3	
88	9	31	48	
4		3	1	
5	2	1	2	
1			1	
6 4		2 3	2 1	2
2	2			
1		1		

NOTE: Be sure to check for related offense codes when examining a particular type of crime. They may or may not be in sequential order or even on the same page.

A2a 2006 Criminal Court Dispositions by Offense and Type of Disposition

— Non-Assaultive Offenses

Page 10 of 12

Compiled Laws	Offense	VIOLATIONS ATTEMPTS Max. Penalty
750.49B	Animals - Attending Fight	4
	ATTEMPTS	
750.49C	Animals - Fighting, Possess Equipment	4
	ATTEMPTS	
750.492A1A	Medical Records - False Info on Chart by Health Care Provider	4
	ATTEMPTS	
750.50-A	Animals - Abandon/Cruelty, 2nd Offense	2
	ATTEMPTS	
750.50B	Animals - Killing/Torturing	4
	ATTEMPTS	
750.502D	Anhydrous Ammonia Container - Unauthorized Tampering	4
	ATTEMPTS	
750.505	Common Law Offenses	5
	ATTEMPTS	
750.505A	Obstruction of Justice	5
	ATTEMPTS	
750.505B	Accessory After the Fact to Felony	5
	ATTEMPTS	
750.505C	Common Law Offenses	5
	ATTEMPTS	
750.535	Stolen Property - Rec & Conc	10
	ATTEMPTS	
750.535-A	Stolen Property - Rec & Conc Over \$100 (obsolete)	5
	ATTEMPTS	
750.535A	Motor Vehicles - Operating a Chop Shop	10
	ATTEMPTS	
750.535A2	Motor Vehicles - Operating a Chop Shop	10
	ATTEMPTS	
750.535B	Weapons - Firearms - Receive & Conceal	10
	ATTEMPTS	
750.5352A	Stolen Property - Rec & Conc \$20,000 or More	10
	ATTEMPTS	
750.5352B	Stolen Property - Rec & Conc \$1,000 - < \$20,000, 3rd+ Offense	10
	ATTEMPTS	
750.5353A	Stolen Property - Rec & Conc \$1,000 - < \$20,000	5
	ATTEMPTS	
750.5353B	Stolen Property - Rec & Conc \$200 - < \$1,000, 2nd+ Offense	5
	ATTEMPTS	
750.5357	Stolen Property - Rec & Conc Motor Vehicle	5
	ATTEMPTS	
750.539C	Eavesdropping	2
	ATTEMPTS	
750.539D	Eavesdropping - Installing/Using	2
	ATTEMPTS	
750.540	Telephone - Tap/Cut Lines	2
	ATTEMPTS	
750.540C1	Telephone - Counterfeit Device Avoid Payment	4
	ATTEMPTS	
750.540C2A	Telephone - Counterfeit Device Avoid Payment	4
	ATTEMPTS	

DISPOSITIONS				
Total	Prison 24%	Probation 49%	Jail* 18%	Other** 9%
30,967 5,090	8,282	14,595 447	5,364 2,894	2,726 1,211
7	2	4		1
1			1	
1		1		
1		1		
2		2		
20	2	11	3	4
10	1	8		1
16	7	3	5	1
6		2	4	
13		13		
23	7	9	7	
5	1	1	3	
108	25	46	20	17
18	1	10	3	4
13	3	7	3	
1			1	
4	4			
2		1	1	
7		3	4	
16	3	7	5	1
2		2		
130	45	55	20	10
15	2	8	4	1
87	18	36	22	11
17	3	8	4	2
1	1			
535	153	213	122	47
96	9	44	35	8
9	3	4	2	
3	2		1	
1,254	287	580	181	206
207	11	88	68	40
3		3		
14	3	10	1	
113	15	68	27	3
1			1	
1			1	

NOTE: Be sure to check for related offense codes when examining a particular type of crime. They may or may not be in sequential order or even on the same page.

A2a 2006 Criminal Court Dispositions by Offense and Type of Disposition

— Non-Assaultive Offenses

Page 11 of 12

Compiled Laws	Offense	VIOLATIONS ATTEMPTS Max. Penalty
750.540C4	Telecommunications - Access Device Violations	4
750.5405A	Interfering w/Electronic Communications	2
750.543M	False Report or Threat of Terrorism	20
750.552B	Trespass - State Correctional Facility	4
752.10031	Health Care Fraud - False Claim	4
752.10033	Health Care Fraud - False Statement	4
752.1005	Health Care Fraud - Conspiracy	10
752.10542	Copy Audio/Video For Gain - Felony	5
752.7971C1	Computers - Fraudulent Access \$1,000 - < \$20,000	5
752.7971D1	Computers - Fraudulent Access \$20,000 or More	10
752.7972A	Computers - Unauthorized Access	5
752.7973B	Computers - Use to Commit Crime Max > 1 - < 2 yrs	2
752.7973C	Computers - Use to Commit Crime Max 2 - < 4 yrs	4
752.7973D	Computers - Use to Commit Crime Max 4 - < 10 yrs	7
752.7973E	Computers - Use to Commit Crime Max 10 - < 20 yrs	10
752.7973F	Computers - Use to Commit Crime Max 20 yrs or More	20
752.811	Break & Enter - Coin-Operated Device	3
752.811A	Break & Enter - Coin-Operated Device	3
752.811B	Break & Enter - Possess Tool to Open Coin-Operated Device	3
767A.91A	Prosecutor's Investigative Subpoena Perjury	15
769.12	Habitual Offender - 4th Offense	LIFE
800.2811	Prisons - Furnish Contraband to Prisoner In Prison	5
800.2813	Prisons - Bringing Contraband Into	5
800.2814	Prisons - Prisoner Possessing Contraband	5
800.2834	Prisons - Prisoner Possessing Weapon	5

DISPOSITIONS				
Total	Prison 24%	Probation 49%	Jail* 18%	Other** 9%
30,967 5,090	8,282	14,595 447	5,364 2,894	2,726 1,211
2		2		
6	2	4		
3	2			1
2	1	1		
17 1		17 1		
1			1	
1 1		1 1		
42 23	2	39 14	1 3	6
3		3		
1		1		
8	2	5		1
2		2		
18	1	15	2	
119	35	72	5	7
18 1	5	8 1		5
6	5		1	
1 1		1	1	
94 6	34	35 3	22 3	3
7 1	1	4 1	1	1
6		6		
2	2			
3 4		3 2		
16 2	11	3 2	2	
33 3	28 1	4 1	1 1	
68 8	68 8			

NOTE: Be sure to check for related offense codes when examining a particular type of crime. They may or may not be in sequential order or even on the same page.

A2a 2006 Criminal Court Dispositions by Offense and Type of Disposition

— Non-Assaultive Offenses

Page 12 of 12

Compiled Laws	Offense	VIOLATIONS ATTEMPTS	Max. Penalty
801.2621A	Jails - Bringing Weapon Into	ATTEMPTS	5
801.2622	Jail - Prisoner Possess Weapon	ATTEMPTS	5
801.2631	Jail - Furnish Contraband to Prisoner	ATTEMPTS	5
801.2632	Jails - Prisoner Possessing Contraband	ATTEMPTS	5

DISPOSITIONS				
Total	Prison 24%	Probation 49%	Jail* 18%	Other** 9%
30,967	8,282	14,595	5,364	2,726
5,090	447	2,894	1,211	538
1			1	
3	2	1		
2	1	1		
15	5	5	5	
2		1	1	
42	8	22	12	
4		4		

NOTE: Be sure to check for related offense codes when examining a particular type of crime. They may or may not be in sequential order or even on the same page.

Offenders may have multiple dispositions.

* Includes Fine, Restitution, and Costs.

** Includes Delayed and Suspended Sentences and HYTA Probation.

SOURCE: Basic Information Reports (BIR).

A2b 2006 Criminal Court Dispositions by Offense and Type of Disposition — Drug Offenses

Page 1 of 3

Compiled Laws	Offense	VIOLETIONS ATTEMPTS Max. Penalty
333.17766C1	Contr. Sub - Ephedrine/Pseudoephedrine Possess Over 12 Grams	2 ATTEMPTS
333.73413	Contr. Sub - Imitation Mfg/Distribution	2 ATTEMPTS
333.7401	Contr. Sub - Delivery/Manufacture	LIFE ATTEMPTS
333.7401B3A	Contr. Sub - Del/Mfg GBL	7 ATTEMPTS
333.7401B3B	Contr. Sub - Possess GBL	2 ATTEMPTS
333.7401C2A	Contr. Sub - Operate/Maintain A Lab	10 ATTEMPTS
333.7401C2B	Contr. Sub - Operate/Maintain Lab Near Minor	20 ATTEMPTS
333.7401C2C	Contr. Sub - Operate/Maintain Lab Involve Hazardous Waste	20 ATTEMPTS
333.7401C2D	Contr. Sub - Operate/Maintain Lab Near Specified Places	20 ATTEMPTS
333.7401C2E	Contr. Sub - Operate/Maintain Lab Involve Firearm	25 ATTEMPTS
333.7401C2F	Contr. Sub - Operate/Maintain Lab Involve Methamphetamine	20 ATTEMPTS
333.74012A	Contr. Sub - Delivery/Manufacture (Narcotic or Cocaine)	LIFE ATTEMPTS
333.74012A1	Contr. Sub - Del/Mfg (Narc. or Cocaine) 1,000 or More Grams	LIFE ATTEMPTS
333.74012A2	Contr. Sub - Del/Mfg (Narc. or Cocaine) 450 - 999 Grams	30 ATTEMPTS
333.74012A3	Contr. Sub - Del/Mfg (Narc. or Cocaine) 50 - 449 Grams	20 ATTEMPTS
333.74012A4	Contr. Sub - Del/Mfg (Narc. or Cocaine) Under 50 Grams	20 ATTEMPTS
333.74012B	Contr. Sub - Del/Mfg (Schedules 1-3), Methamphetamine/Ecstasy	20 ATTEMPTS
333.74012BA	Contr. Sub - Del/Mfg (Schedules 1-3), Except Marij & Cocaine	7 ATTEMPTS
333.74012BB	Contr. Sub - Del/Mfg (Subs added Schedules 1-3 by Rule)	7 ATTEMPTS
333.74012B1	Contr. Sub - Del/Mfg Methamphetamine/Ecstasy	20 ATTEMPTS
333.74012CA	Contr. Sub - Del/Mfg (Schedule 4)	4 ATTEMPTS
333.74012CB	Contr. Sub - Del/Mfg (Added to Schedule 4 by Board Rule)	4 ATTEMPTS
333.74012D	Contr. Sub - Del/Mfg (Schedule 5)	2 ATTEMPTS
333.74012D1	Contr. Sub - Del/Mfg 45 or More Kilograms Marijuana	15 ATTEMPTS
333.74012D2	Contr. Sub - Del/Mfg 5 - <45 Kilograms Marijuana	7 ATTEMPTS

DISPOSITIONS				
Total	Prison 15%	Probation 56%	Jail* 23%	Other** 6%
16,746	2,764	9,339	3,861	782
2,159	118	1,255	508	278
21	2	14	4	1
108	19	38	42	9
2	1		1	
1		1		
2		2		
70	20	28	22	
4		3	1	
4	4			
5	4	1		
9	5	2	2	
2	2			
161	84	64	8	5
11	4	4	2	1
12	2	1	9	
1			1	
21	16	5		
24	23	1		
185	154	28	3	
7	2	3	1	1
3,247	971	1,589	634	53
854	76	452	195	131
1		1		
250	40	153	37	20
12		6	4	2
9	5	4		
224	123	64	6	31
16	4	10	1	1
39	10	20	7	2
4		3	1	
2		1	1	
2			2	
5		2	2	1
157	19	101	35	2
5		4	1	
21	12	8	1	
4	1	3		

NOTE: Be sure to check for related offense codes when examining a particular type of crime. They may or may not be in sequential order or even on the same page.

A2b 2006 Criminal Court Dispositions by Offense and Type of Disposition — Drug Offenses

Page 2 of 3

Compiled Laws	Offense	VIOLETIONS ATTEMPTS Max. Penalty
333.74012D3	Contr. Sub - Del/Mfg Marijuana	4
	ATTEMPTS	
333.74012F	Prescription Forms - Del/Mfg/Intent	7
	ATTEMPTS	
333.74022A	Contr. Sub - Create/Del/Counterfeit Sub (Narc/Meth/Ecstasy)	10
	ATTEMPTS	
333.74022B	Contr. Sub - Create/Del/Counterfeit Sub (Schedules 1-3)	5
	ATTEMPTS	
333.74022D	Contr. Sub - Create/Del/Counterfeit Sub (Schedule 5)	2
	ATTEMPTS	
333.74022E	Contr. Sub - Create/Del/Analogue	15
	ATTEMPTS	
333.7403	Contr. Sub - Possession	LIFE
	ATTEMPTS	
333.74032A	Contr. Sub - Poss (Narcotic or Cocaine)	LIFE
	ATTEMPTS	
333.74032A1	Contr. Sub - Poss (Narcotic/Cocaine) 1,000 or More Grams	LIFE
	ATTEMPTS	
333.74032A2	Contr. Sub - Poss (Narcotic/Cocaine) 450 - 999 Grams	30
	ATTEMPTS	
333.74032A3	Contr. Sub - Poss (Narcotic/Cocaine) 50 - 449 Grams	20
	ATTEMPTS	
333.74032A4	Contr. Sub - Poss (Narcotic/Cocaine) 25 - 49 Grams	4
	ATTEMPTS	
333.74032A5	Contr. Sub - Poss (Narcotic/Cocaine) Under 25 Grams	4
	ATTEMPTS	
333.74032B	Contr. Sub - Poss (Analogues/Meth/Ecstasy or Schedules 1-4)	2
	ATTEMPTS	
333.74032BA	Contr. Sub - Poss Analogues or Schedules 1-4	2
	ATTEMPTS	
333.74032BB	Contr. Sub - Poss (Sub Added to Schedules 1-4 by Rule)	2
	ATTEMPTS	
333.74032B1	Contr. Sub - Poss Methamphetamine/Ecstasy	10
	ATTEMPTS	
333.7405D	Contr. Sub - Maintaining a Drug House	2
	ATTEMPTS	
333.7405E	Contr. Sub - Maintaining a Drug House	2
	ATTEMPTS	
333.74071A	Contr. Sub - Licensee Distribute w/o Order Form	4
	ATTEMPTS	
333.74071C	Contr. Sub - Obtain by Fraud	4
	ATTEMPTS	
333.74071G	Contr. Sub - Counterfeit Prescription Form	4
	ATTEMPTS	
333.74072	Contr. Sub - Failure to Keep Records	4
	ATTEMPTS	
333.7410A	Contr. Sub - Delivery/Possess in Park	2
	ATTEMPTS	
333.74101A	Contr. Sub - Delivery to Minor (Narcotic/ Cocaine) < 50 Grams	40
	ATTEMPTS	

DISPOSITIONS				
Total	Prison 15%	Probation 56%	Jail* 23%	Other** 6%
16,746	2,764	9,339	3,861	782
2,159	118	1,255	508	278
3,008	326	1,717	583	382
431	11	258	89	73
27	4	17	6	
2		2		
4		1		3
2		2		
5	2	1	1	1
1	1			
20	9	9	2	
1			1	
2		2		
1			1	
2	2			
3	3			
22	20	2		
58	7	35	12	4
6			2	4
6,468	634	3,768	1,920	146
664	8	422	179	55
9		7	2	
844	47	577	181	39
43	4	27	12	
591	81	382	104	24
54	7	32	6	9
727	68	450	167	42
3	1	2		
2		1	1	
248	23	175	42	8
70	5	47	18	
12		9	3	
5		3	2	
4		4		
1			1	
7	7			

NOTE: Be sure to check for related offense codes when examining a particular type of crime. They may or may not be in sequential order or even on the same page.

A2b 2006 Criminal Court Dispositions by Offense and Type of Disposition

— Drug Offenses

Page 3 of 3

VIOLATIONS ATTEMPTS		
Compiled Laws	Offense	Max. Penalty
333.74101B	Contr. Sub - Delivery to Minor (Sched. 1-3, Except Marij/Cocaine)	14 ATTEMPTS
333.74101D	Contr. Sub - Delivery to Minor (Sched. 4 and Marijuana)	8 ATTEMPTS
333.74102A	Contr. Sub - Del School/Library Prop (Narc/Cocaine) < 50 Grams	60 ATTEMPTS
333.74103	Contr. Sub - Poss w/Int Del School/Library (Narc/Cocaine) <50 Grams	40 ATTEMPTS
333.74104A	Contr. Sub - Poss on School/Library Prop (Narc/Cocaine) <25 Grams	8 ATTEMPTS
333.74104B	Contr. Sub - Poss on School/Library Prop (Schedules 1-4)	4 ATTEMPTS
333.74104D	Contr. Sub - Poss Marijuana on School/Library Property	2 ATTEMPTS

DISPOSITIONS				
Total	Prison 15%	Probation 56%	Jail* 23%	Other** 6%
16,746 2,159	2,764 118	9,339 1,255	3,861 508	782 278
1			1	
6	2	1	3	
7	6	1		
3 1	1	2	1	
3 1		2	1	1
3		3		
31		17	5	9

NOTE: Be sure to check for related offense codes when examining a particular type of crime. They may or may not be in sequential order or even on the same page.

Offenders may have multiple dispositions.

* Includes Fine, Restitution, and Costs.

** Includes Delayed and Suspended Sentences and HYTA Probation.

Source: Basic Information Reports (BIR).

A2c 2006 Criminal Court Dispositions by Offense and Type of Disposition — Assaultive Offenses

Page 1 of 8

Compiled Laws	Offense	VIOLETIONS ATTEMPTS Max. Penalty
257.602A2	Police Officer - Fleeing - 4th Degree Vehicle Code	2 ATTEMPTS
257.602A3	Police Officer - Fleeing - 3rd Degree Vehicle Code	5 ATTEMPTS
257.602A3A	Police Officer - Fleeing - 3rd Degree Vehicle Code	5 ATTEMPTS
257.602A4A	Police Officer - Fleeing - 2nd Degree Vehicle Code	10 ATTEMPTS
257.602A5	Police Officer - Fleeing - 1st Degree Vehicle Code	15 ATTEMPTS
257.617	Fail to Stop at Accident - Result Serious Impairment/Death	5 ATTEMPTS
257.6173	Fail to Stop at Accident - At Fault Death Resulting	15 ATTEMPTS
257.6254	OWI - Causing Death	15 ATTEMPTS
257.6254A	OWI - Causing Death	15 ATTEMPTS
257.6255A	OWI - Causing Serious Injury	5 ATTEMPTS
257.626C	Driving - Felonious	2 ATTEMPTS
257.9044	Operate - License Suspended/Revoked/Denied Cause Death	15 ATTEMPTS
257.9045	Operate - License Suspended/Revoked/Denied Cause Serious Injury	5 ATTEMPTS
257.9047A	Operate - Allow Suspended Person to Operate Cause Serious Injury	2 ATTEMPTS
259.183	Aircraft - Unlawful Tampering (making unsafe)	5 ATTEMPTS
324.1608	Resist/Obstruct Conservation Officers	2 ATTEMPTS
324.31154	Water Resources Protection Violation Endangerment/Death	5 ATTEMPTS
324.80172	Marine Safety, Negligence Cause Injury/Death	2 ATTEMPTS
324.801764	Marine Safety, OUIL Cause Death	15 ATTEMPTS
333.177644	Contr. Sub - Sale Adulterated/Misbranded Drugs - Personal Injury	4 ATTEMPTS
333.5210	AIDS - Sexual Penetration with Uninformed Partner	4 ATTEMPTS
722.675	Children - Distributing Obscene Matter to	2 ATTEMPTS
750.10A	Sexually Delinquent Person	LIFE ATTEMPTS
750.110A2	Home Invasion - 1st Degree	20 ATTEMPTS
750.12	Abduction - Taking a Woman to Marry	10 ATTEMPTS

DISPOSITIONS				
Total	Prison 46%	Probation 35%	Jail* 14%	Other** 5%
17,010 1,269	8,049 288	5,804 678	2,297 241	860 62
451	68	257	115	11
5 1	2	2 1		1
925 41	294 6	427 22	174 11	30 2
59 1	36 1	16	7	
3	3			
69 4	30 1	31 1	7 1	1 1
8	7	1		
69 4	50 3	19 1		
4	1	3		
158 5	57	96 3	4 2	1
34	8	18	7	1
18 1	15 1	3		
29	16	12	1	
1		1		
1		1		
1			1	
1	1			
1			1	
4	2		2	
8	3	5		
7	5	2		
623 108	436 35	90 46	20 21	77 6
1	1			

NOTE: Be sure to check for related offense codes when examining a particular type of crime. They may or may not be in sequential order or even on the same page.

A2c 2006 Criminal Court Dispositions by Offense and Type of Disposition — Assaultive Offenses

Page 2 of 8

Compiled Laws	Offense	VIOLETIONS ATTEMPTS Max. Penalty
750.1227B	Witness - Bribe/Intimidate/Interfere Max > 10 yrs	10 ATTEMPTS
750.1227C	Witness - Intimidate/Threaten to Kill or Injure	15 ATTEMPTS
750.1228	Witness - Retaliate Against	10 ATTEMPTS
750.13	Enticing Female Under 16 for Immoral Purposes	10 ATTEMPTS
750.136B2	Child Abuse - 1st Degree	15 ATTEMPTS
750.136B3	Child Abuse - 2nd Degree	4 ATTEMPTS
750.136B4	Child Abuse - 3rd Degree	2 ATTEMPTS
750.145AA	Children - Accosting for Immoral Purposes	4 ATTEMPTS
750.145C2	Child Sexually Abusive Activity	20 ATTEMPTS
750.145C3	Child Sexually Abusive Activity - Promote or Distribute	7 ATTEMPTS
750.145C4A	Child Sexually Abusive Material - Possess	4 ATTEMPTS
750.145D2C	Computer/Internet - Comm w/Other Plan Crime Max 2 - < 4 yrs	4 ATTEMPTS
750.145D2D	Computer/Internet - Comm w/Other Plan Crime Max 4 - < 10 yrs	10 ATTEMPTS
750.145D2E	Computer/Internet - Comm w/Other Plan Crime Max 10 - < 15 yrs	15 ATTEMPTS
750.145D2F	Computer/Internet - Comm w/Other Plan Crime Max 15+ yrs	20 ATTEMPTS
750.145N1	Vulnerable Adult Abuse - 1st Degree	15 ATTEMPTS
750.145N2	Vulnerable Adult Abuse - 2nd Degree	4 ATTEMPTS
750.145N3	Vulnerable Adult Abuse - 3rd Degree	2 ATTEMPTS
750.157B2	Homicide - Solicitation of Murder	LIFE ATTEMPTS
750.158	Sodomy	15 ATTEMPTS
750.197C	Escape - From Jail Through Violence or Assault Prison Employee	4 ATTEMPTS
750.197CA	Assault of Prison Employee	4 ATTEMPTS
750.197CB	Escape - From Jail Through Violence	4 ATTEMPTS
750.200I1A	Harmful Devices - Unlawful Poss/Use	15 ATTEMPTS
750.200I1D	Harmful Devices - Unlawful Poss/Use Causing Serious Injury	LIFE ATTEMPTS

DISPOSITIONS				
Total	Prison 46%	Probation 35%	Jail* 14%	Other** 5%
17,010 1,269	8,049 288	5,804 678	2,297 241	860 62
11 4	6 1	3 2	1 1	1
10 4	8 1	1 3	1	
3		1	1	1
1	1			
36 3	29	5 3		2
109 6	19	73 6	13	4
167	11	129	25	2
86 11	37 1	36 7	10 3	3
94 5	88 2	4 3	1	1
18 1	6	11 1	1	
165 8	49 1	104 6	10	2 1
28 1	17	10 1	1	
36 1	22 1	14		
4	4			
61	34	23	3	1
18	17	1		
1		1		
3		2	1	
7 2	7 1		1	
2	2			
4	1	2	1	
70 6	56 2	7 2	7 2	
3	1	1	1	
1 1	1	1		
1	1			

NOTE: Be sure to check for related offense codes when examining a particular type of crime. They may or may not be in sequential order or even on the same page.

A2c 2006 Criminal Court Dispositions by Offense and Type of Disposition — Assaultive Offenses

Page 3 of 8

Compiled Laws	Offense	VIOLETIONS ATTEMPTS Max. Penalty
750.200J1AA	Harmful Devices - Imitation/Irritants Unlawful Poss/Use	5 ATTEMPTS
750.204A	Explosives - Send w/Intent to Frighten	5 ATTEMPTS
750.2072A	Explosives - Place Near Property	15 ATTEMPTS
750.2072B	Explosives - Place Near Property Causing Property Damage	20 ATTEMPTS
750.209A	Explosives - Possess w/Intent to Terrorize	10 ATTEMPTS
750.209B	Explosives - Place w/Intent to Alarm	5 ATTEMPTS
750.2091A	Explosives - Place w/Intent to Injury	15 ATTEMPTS
750.2102A	Explosives - Possess Bomb w/Unlawful Intent	15 ATTEMPTS
750.211A2A	Explosives - Mfg/Poss Explosive/Other w/Malicious Intent	15 ATTEMPTS
750.211A2AA	Explosives - Mfg/Poss Molotov Cocktail	4 ATTEMPTS
750.211A2B	Explosives - Mfg/Poss Molotov Cocktail/ Other w/Property Damage	20 ATTEMPTS
750.211A2C	Explosives - Mfg/Poss Molotov Cocktail/ Other w/Physical Injury	25 ATTEMPTS
750.213	Extortion	20 ATTEMPTS
750.224D2	Weapons - Dangerous Weapon, Self-Defense Spray	2 ATTEMPTS
750.234A	Weapons - Firearms, Discharge from Vehicle	4 ATTEMPTS
750.234B	Weapons - Firearms, Discharge in/at Bldg.	4 ATTEMPTS
750.234C	Weapons - Firearms, Discharge at Emergency/Police Vehicle	4 ATTEMPTS
750.2373	Weapons - Firearms, Discharge OUIL Causing Impairment	5 ATTEMPTS
750.316	Homicide	LIFE ATTEMPTS
750.316A	Homicide - Murder 1st Degree, Premeditated	LIFE ATTEMPTS
750.316B	Homicide - Felony Murder	LIFE ATTEMPTS
750.316C	Homicide - Open Murder, Statutory Short Form	LIFE ATTEMPTS
750.317	Homicide - Murder 2nd Degree	LIFE ATTEMPTS
750.317A	Delivery of Controlled Substance Causing Death	LIFE ATTEMPTS
750.321	Homicide - Manslaughter	15 ATTEMPTS

DISPOSITIONS				
Total	Prison 46%	Probation 35%	Jail* 14%	Other** 5%
17,010 1,269	8,049 288	5,804 678	2,297 241	860 62
1	1			
3				3
4				4
4	2			2
3	1	2		
2 1			1	2
1		1		
1				1
4 3	1	2 3		1
7 1		2 1	1	4
4 1	3		1 1	
1				1
14 9	10 5	2 3		2
2		2	1	
21 2	8	12 1	1	1
61 11	32 2	23 7	5 2	1
1	1			
1		1		
8	8			
76	76			
54	54			
10	10			
219	219			
1	1			
12	8	2	1	1

NOTE: Be sure to check for related offense codes when examining a particular type of crime. They may or may not be in sequential order or even on the same page.

A2c 2006 Criminal Court Dispositions by Offense and Type of Disposition — Assaultive Offenses

Page 4 of 8

Compiled Laws	Offense	VIOLETIONS ATTEMPTS Max. Penalty
750.321A	Homicide - Manslaughter, Statutory Short Form	15 ATTEMPTS
750.321C	Homicide - Manslaughter, Involuntary	15 ATTEMPTS
750.321E	Homicide - Manslaughter with Motor Vehicle	15 ATTEMPTS
750.324	Homicide - Negligent Homicide	2 ATTEMPTS
750.329	Homicide - Manslaughter, Death by Weapon Aimed w/out Malice	15 ATTEMPTS
750.335A	Indecent Exposure (Sexually Delinquent Person)	1 ATTEMPTS
750.335A2B	Aggravated Indecent Exposure	2 ATTEMPTS
750.335A2C	Indecent Exposure by Sexually Delinquent Person	LIFE ATTEMPTS
750.338	Gross Indecency Between Males, Commit/Procure	5 ATTEMPTS
750.338B	Gross Indecency Male and Female, Commit/Procure	5 ATTEMPTS
750.349	Kidnapping	LIFE ATTEMPTS
750.349B	Unlawful Imprisonment (restraint)	15 ATTEMPTS
750.350	Kidnapping - Child Enticement	LIFE ATTEMPTS
750.377B	Malicious Destruction Fire/Police Property	4 ATTEMPTS
750.377C	School Bus - Intentional Damage	5 ATTEMPTS
750.3942C	Throwing Objects at Trains/Cars Causing Injury	4 ATTEMPTS
750.397A	Food - Place Harmful Objects In	10 ATTEMPTS
750.411H2B	Stalking a Minor	5 ATTEMPTS
750.411I	Stalking - Aggravated	5 ATTEMPTS
750.411I2B	Stalking a Minor - Aggravated	10 ATTEMPTS
750.411S2A	Unlawful Posting of Message	2 ATTEMPTS
750.411S2B	Unlawful Posting of Message w/Aggravating Circumstances	5 ATTEMPTS
750.4362A	Poison - Food/Drink/Medicine/Water Supply	15 ATTEMPTS
750.455	Prostitution - Pandering	20 ATTEMPTS
750.459	Prostitution - Transporting Female (perhaps compel)	20 ATTEMPTS

DISPOSITIONS				
Total	Prison 46%	Probation 35%	Jail* 14%	Other** 5%
17,010 1,269	8,049 288	5,804 678	2,297 241	860 62
32 1	27 1	4	1	
21 1	17 1	4		
19 1	19	1		
103	12	72	10	9
4	2	1	1	
8	8			
24	3	19	2	
5	2	2	1	
8 8	1	6 6	1 2	
16 3	6 1	6 2	4	
62 15	62 10	5		
1 1	1	1		
3 1	3	1		
242 71	62 6	114 36	51 27	15 2
1				1
3		1		2
1			1	
5 4	2	3 2	2	
215 20	67 4	121 11	27 5	
3	2		1	
2		2		
1		1		
1	1			
5	3	1	1	
5	5			

NOTE: Be sure to check for related offense codes when examining a particular type of crime. They may or may not be in sequential order or even on the same page.

A2c 2006 Criminal Court Dispositions by Offense and Type of Disposition — Assaultive Offenses

Page 5 of 8

Compiled Laws	Offense	VIOLATIONS ATTEMPTS Max. Penalty
750.479	Public Officer - Assault or Obstruct	20
	ATTEMPTS	
750.479-B	Police Officer/Public Officer - Resist and Obstruct	2
	ATTEMPTS	
750.479A2	Police Officer - Fleeing (Penal Code) 4th Degree	2
	ATTEMPTS	
750.479A3	Police Officer - Fleeing (Penal Code) 3rd Degree	5
	ATTEMPTS	
750.479A4A	Police Officer - Fleeing (Penal Code) 2nd Degree	10
	ATTEMPTS	
750.479A5A	Police Officer - Fleeing (Penal Code) 1st Degree	15
	ATTEMPTS	
750.479B	Peace Officer - Disarming	10
	ATTEMPTS	
750.479B1	Peace Officer - Disarming Non-Firearm	4
	ATTEMPTS	
750.479B2	Peace Officer - Disarming Firearm	10
	ATTEMPTS	
750.4792	Public Officer - Assault or Obstruct	2
	ATTEMPTS	
750.4793	Public Officer - Assault or Obstruct Cause Injury	4
	ATTEMPTS	
750.483A2B	Interfere w/Crime Report Threat to Kill/Injure	10
	ATTEMPTS	
750.483A4B	Interfere w/Police Investigation Threat to Kill/Injure	10
	ATTEMPTS	
750.50C7	Police Animal - Injure/Harass While Committing Crime	2
	ATTEMPTS	
750.511	Railroads - Block/Wreck Track	LIFE
	ATTEMPTS	
750.520B	CSC - 1st Degree - Multiple Variables	LIFE
	ATTEMPTS	
750.520B1A	CSC - 1st Degree - Person Under 13	LIFE
	ATTEMPTS	
750.520B1B	CSC - 1st Degree - Relationship	LIFE
	ATTEMPTS	
750.520B1C	CSC - 1st Degree - During Felony	LIFE
	ATTEMPTS	
750.520B1D	CSC - 1st Degree - Accomplices	LIFE
	ATTEMPTS	
750.520B1E	CSC - 1st Degree - Weapon Used	LIFE
	ATTEMPTS	
750.520B1F	CSC - 1st Degree - Personal Injury	LIFE
	ATTEMPTS	
750.520B1G	CSC - 1st Degree - Injury to Incap. Victim	LIFE
	ATTEMPTS	
750.520C	CSC - 2nd Degree - Multiple Variables	15
	ATTEMPTS	
750.520C1A	CSC - 2nd Degree - Person Under 13	15
	ATTEMPTS	

DISPOSITIONS				
Total	Prison 46%	Probation 35%	Jail* 14%	Other** 5%
17,010	8,049	5,804	2,297	860
1,269	288	678	241	62
9			7	2
34	8	4	22	
226	28	100	74	24
439	149	138	101	51
37	6	17	12	2
14	14			
2	2			
1		1		
3	1	2		
3	1	2		
26	8	10	6	2
11	5	5	1	
3	1	2		
2	2			
1	1			
1		1		
2		2		
1		1		
2	1	1		
80	80			
5	3	2		
307	297	9	1	
6	3	2	1	
104	104			
4	1	3		
18	18			
2	2			
21	20		1	
2		2		
38	38			
2	2			
152	69	70	12	1
16	1	12	2	1
460	350	98	10	2
40	17	20	3	

NOTE: Be sure to check for related offense codes when examining a particular type of crime. They may or may not be in sequential order or even on the same page.

A2c 2006 Criminal Court Dispositions by Offense and Type of Disposition — Assaultive Offenses

Page 6 of 8

Compiled Laws	Offense	VIOLETIONS ATTEMPTS Max. Penalty
750.520C1B	CSC - 2nd Degree - Relationship	15 ATTEMPTS
750.520C1C	CSC - 2nd Degree - During Felony	15 ATTEMPTS
750.520C1D	CSC - 2nd Degree - Accomplices	15 ATTEMPTS
750.520C1E	CSC - 2nd Degree - Weapon Used	15 ATTEMPTS
750.520C1F	CSC - 2nd Degree - Personal Injury	15 ATTEMPTS
750.520C1G	CSC - 2nd Degree - Injury to Incap. Victim	15 ATTEMPTS
750.520C1H	CSC - 2nd Degree - Mentally Disabled Relationship	15 ATTEMPTS
750.520C1I	CSC - 2nd Degree - State Prisoner	15 ATTEMPTS
750.520C1K	CSC - 2nd Degree - County Prisoner	15 ATTEMPTS
750.520D	CSC - 3rd Degree - Multiple Variables	15 ATTEMPTS
750.520D1A	CSC - 3rd Degree - Person 13-15	15 ATTEMPTS
750.520D1B	CSC - 3rd Degree - Force/Coercion	15 ATTEMPTS
750.520D1C	CSC - 3rd Degree - Incapacitated Victim	15 ATTEMPTS
750.520D1D	CSC - 3rd Degree - Incest	15 ATTEMPTS
750.520D1E	CSC - 3rd Degree - Student 16 < 18	15 ATTEMPTS
750.520E	CSC - 4th Degree - Multiple Variables	2 ATTEMPTS
750.520E1A	CSC - 4th Degree - Force/Coercion	2 ATTEMPTS
750.520E1AA	CSC - 4th Degree - Victim 13-16	2 ATTEMPTS
750.520E1B	CSC - 4th Degree - Incapacitated Victim	2 ATTEMPTS
750.520E1C	CSC - 4th Degree - State Prisoner	2 ATTEMPTS
750.520E1EA	CSC - 4th Degree - Mental Health Professional	2 ATTEMPTS
750.520E1G	CSC - 4th Degree - Incest	2 ATTEMPTS
750.520G1	CSC - Assault w/Intent to Commit Sexual Penetration	10 ATTEMPTS
750.520G2	CSC - 2nd Degree Assault	5 ATTEMPTS
750.529	Robbery - Armed	LIFE ATTEMPTS

DISPOSITIONS				
Total	Prison 46%	Probation 35%	Jail* 14%	Other** 5%
17,010 1,269	8,049 288	5,804 678	2,297 241	860 62
115 6	87 2	23 4	5	
9	8	1		
3	2		1	
4	3	1		
34 4	18 1	15 3	1	
4	3	1		
4	1	3		
1 1		1		
2	1	1		
93 24	80 4	7 16		6 2
388 124	297 42	22 42	6 19	63 21
81 20	71 12	5 7	2 1	3
15 6	14 2			1
32 3	32			
3 1	3			
117	12	87	14	4
230	50	122	49	9
200	53	98	35	14
31	9	19	3	
2	2			
3		1	2	
23	5	16	1	1
224 6	117 2	80 3	22 1	5
84	37	39	5	3
894 40	891 15	2 17	1 4	4

NOTE: Be sure to check for related offense codes when examining a particular type of crime. They may or may not be in sequential order or even on the same page.

A2c 2006 Criminal Court Dispositions by Offense and Type of Disposition

— Assaultive Offenses

Page 7 of 8

Compiled Laws	Offense	VIOLETIONS ATTEMPTS Max. Penalty
750.529A	Carjacking	LIFE ATTEMPTS
750.530	Robbery - Unarmed	15 ATTEMPTS
750.531	Bank Robbery/Safe Breaking	LIFE ATTEMPTS
750.531A	Bank Robbery	LIFE ATTEMPTS
750.531B	Safe Breaking	LIFE ATTEMPTS
750.532	Seduction	5 ATTEMPTS
750.539J2A1	Surveilling Unclothed Person	2 ATTEMPTS
750.539J2B	Capture/Distribute Image of Unclothed Person	5 ATTEMPTS
750.5405B	Interfering w/Electronic Communications Causing Injury/Death	4 ATTEMPTS
750.72	Arson Dwelling House/Curtilage	20 ATTEMPTS
750.72A	Arson - Dwelling House	20 ATTEMPTS
750.72B	Arson - Dwelling House Curtilage	20 ATTEMPTS
750.73	Arson - Real Property	10 ATTEMPTS
750.74	Arson - Personal Property Over \$50	4 ATTEMPTS
750.741C1	Arson - Pers. Prop. \$1,000 - < \$20,000	5 ATTEMPTS
750.741D1	Arson - Pers. Prop. \$20,000 or More	10 ATTEMPTS
750.75	Arson - Insured Property	10 ATTEMPTS
750.77	Arson - Prepare to Burn Property	10 ATTEMPTS
750.771C1	Arson - Prepare to Burn Property \$1,000 - < \$20,000	5 ATTEMPTS
750.771D1	Arson - Prepare to Burn Property \$20,000 or More	10 ATTEMPTS
750.78	Arson - Woods/Prairies	4 ATTEMPTS
750.81A3	Domestic Violence - Aggravated 2nd Offense	2 ATTEMPTS
750.81C2	Assault/Battery of DHS Employee	2 ATTEMPTS
750.81D1	Police Officer - Assault/Resist/Obstruct	2 ATTEMPTS
750.81D2	Police Officer - Assault/Resist/Obstruct Causing Injury	4 ATTEMPTS

DISPOSITIONS				
Total	Prison 46%	Probation 35%	Jail* 14%	Other** 5%
17,010	8,049	5,804	2,297	860
1,269	288	678	241	62
105	105			
7	5	1		1
676	389	177	39	71
33	13	13	5	2
1	1			
84	79	5		
4	1		3	
61	44	13	3	1
14	6	5	2	1
14		7	3	4
1		1		
9		4	1	4
16	3	12		1
1		1		
3	2	1		
2		1	1	
58	35	16	4	3
20	6	11	3	
3	3			
1		1		
58	23	26	7	2
7	1	4	1	1
1		1		
35	10	15	4	6
6	2	3	1	
11	6	3	2	
17	2	14	1	
1		1		
11	2	8	1	
3		2	1	
15	5	8		2
3	2		1	
6	4	1		1
1			1	
33	13	12	8	
9	1	5	3	
2,735	611	1,203	766	155
182	67	66	33	16
11		9	1	1

NOTE: Be sure to check for related offense codes when examining a particular type of crime. They may or may not be in sequential order or even on the same page.

A2c 2006 Criminal Court Dispositions by Offense and Type of Disposition — Assaultive Offenses

Page 8 of 8

Compiled Laws	Offense	VIOLATIONS ATTEMPTS Max. Penalty
750.81D3	Police Officer - Assault/Resist/Obstruct Serious Impairment	15 ATTEMPTS
750.814	Domestic Violence, 3rd Offense	2 ATTEMPTS
750.82	Felonious Assault	4 ATTEMPTS
750.822	Weapon-Free Schools - Assault with Dangerous Weapon	4 ATTEMPTS
750.83	Assault w/Intent to Murder	LIFE ATTEMPTS
750.84	Assault w/Intent to do Great Body Harm Less Than Murder	10 ATTEMPTS
750.85	Torture	LIFE ATTEMPTS
750.86	Assault w/Intent to Maim	10 ATTEMPTS
750.87	Assault w/Intent to Commit Felony	10 ATTEMPTS
750.88	Assault w/Intent to Rob While Unarmed	15 ATTEMPTS
750.89	Assault w/Intent to Rob While Armed	LIFE ATTEMPTS
750.90	Sexual Intercourse - Under Pretext Medical Treatment	10 ATTEMPTS
750.90A	Asslt - Pregnant Indiv. Intentional Causing Miscarriage/Stillbirth	LIFE ATTEMPTS
750.91	Homicide - Attempted Murder	LIFE ATTEMPTS
752.191	Felonious Driving	2 ATTEMPTS
752.541	Riot	10 ATTEMPTS
752.861	Weapons - Firearms, Careless Use Cause Injury/Death	2 ATTEMPTS

DISPOSITIONS				
Total	Prison 46%	Probation 35%	Jail* 14%	Other** 5%
17,010	8,049	5,804	2,297	860
1,269	288	678	241	62
8	2	5	1	
3	1	2		
487	113	229	144	1
1,973	561	914	331	167
343	19	236	79	9
5	3			2
202	201	1		
1	1			
662	391	207	34	30
50	19	24	5	2
3	3			
5	3	2		
3	1	1		1
92	50	25	4	13
2		1	1	
148	126	21		1
2	1	1		
2		2		
1		1		
3	3			
1	1			
2	2			
2	1		1	
1			1	
16	5	4	5	2

NOTE: Be sure to check for related offense codes when examining a particular type of crime. They may or may not be in sequential order or even on the same page.

Offenders may have multiple dispositions.

* Includes Fine, Restitution, and Costs.

** Includes Delayed and Suspended Sentences and HYTA Probation.

Source: Basic Information Reports (BIR).

Prison Commitments

B

This section provides data on prison intake—the number and characteristics of new prisoners received into the Department’s institutions and camps.

Tables B1a and B1b exclude one category of intake, called *additional sentence imposed*. Additional sentence imposed is excluded from these tables because rather than new offenders admitted into the system, these are prisoners who are already incarcerated and then receive an additional sentence, either because of a crime committed while incarcerated or because of later sentencing on a previous pending charge.

All of the other tables and charts in this section *include* the additional sentence imposed category.

Tables B1a through B1c compare prison intake for 2006 with intake and various other data for past years.

Table B2 shows all 2006 prison intake broken down by minimum sentence and offense. Tables B2a through B2c show the information in Table B2 broken down by major crime categories (i.e., non-assaultive, drug and assaultive). Table B3 shows *female* intake broken down by minimum sentence and offense.

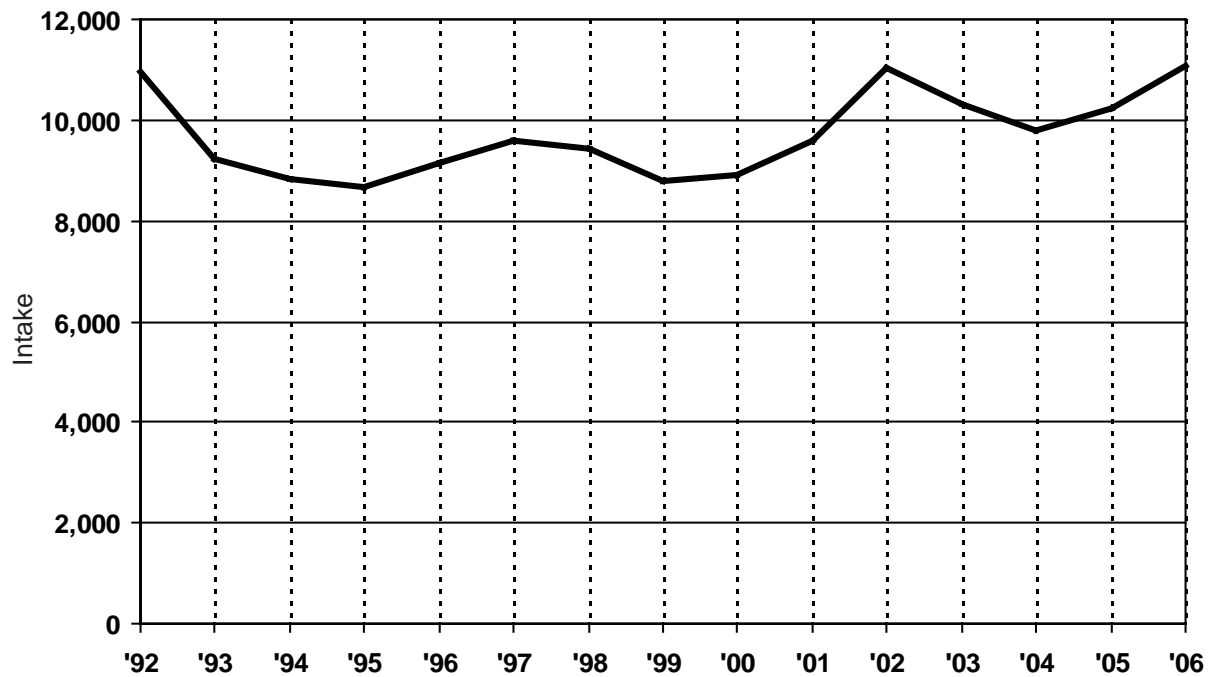
The crimes in the B2 series of tables and the B3 table are sorted by Michigan Compiled Law (MCL) numbers and Prosecuting Attorney’s Coordinating Council (PACC) codes (the sort order used since 1999). Since this sort order keeps sequential codes together, similar crimes are not consolidated. This level of detail provides much richer information, but the reader must be careful to watch for related codes when attempting to examine the prison intake frequency and minimum term distribution for a particular type of crime. For example, several separate offense codes now appear for the crime of first degree criminal sexual conduct (750.520B--) because each code represents a specific characteristic of the offense.

Tables B4a through B7 summarize commitments to prison broken down by various other characteristics — including age, race, gender, commitment type, and major crime type.

B1a Annual Prison Intake (Excluding “Additional Sentence Imposed”)

Calendar Years 1992 - 2006

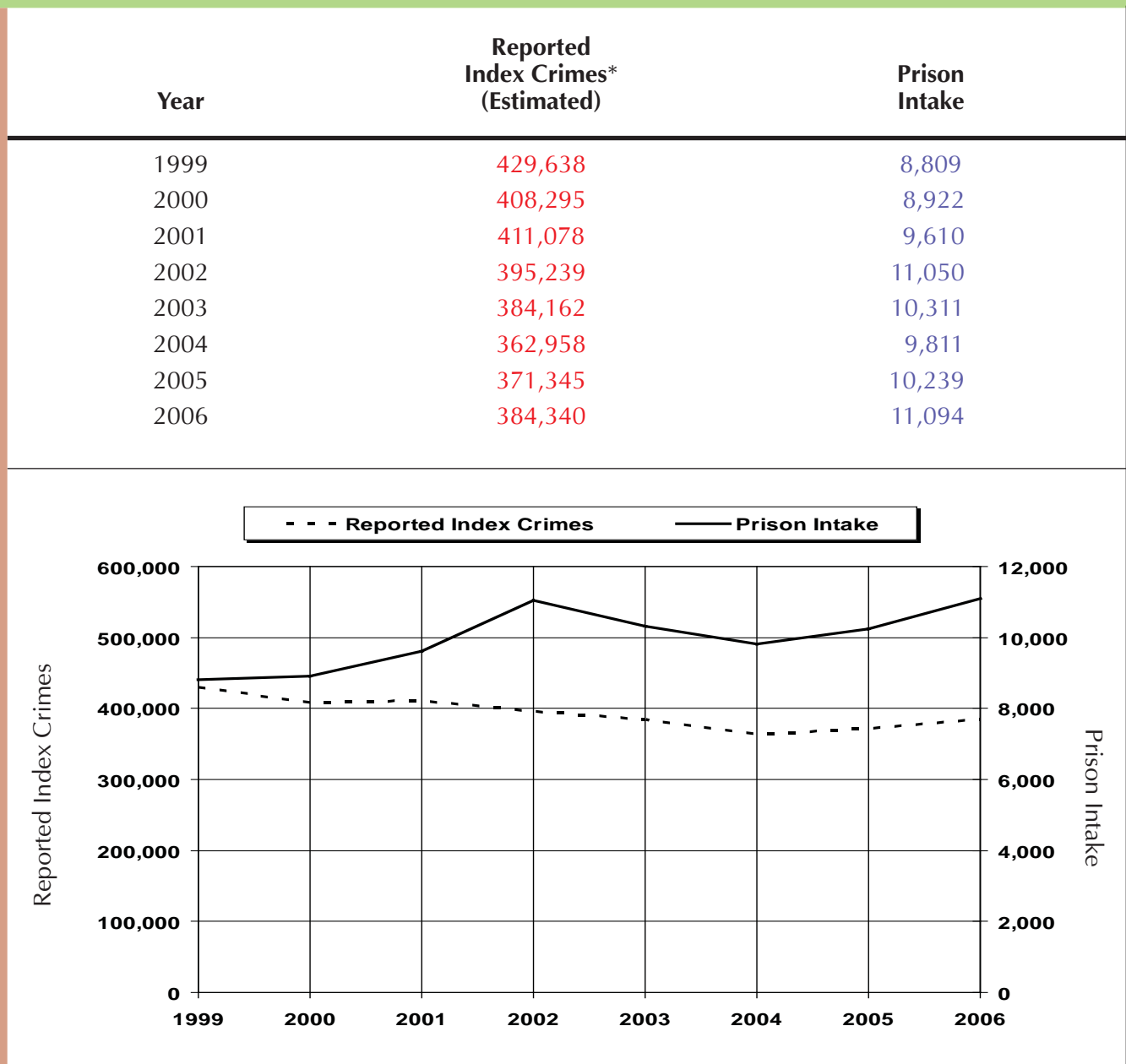
Year	Admissions to Prison	Numerical Change	Percent Change
1992	10,943	---	---
1993	9,219	(1,724)	(15.8)
1994	8,845	(374)	(4.1)
1995	8,667	(178)	(2.0)
1996	9,169	502	5.8
1997	9,584	415	4.5
1998	9,424	(160)	(1.7)
1999	8,809	(615)	(6.5)
2000	8,922	113	1.3
2001	9,610	688	7.7
2002	11,050	1,440	15.0
2003	10,311	(739)	(6.7)
2004	9,811	(500)	(4.8)
2005	10,239	428	4.4
2006	11,094	855	8.4



Source: Corrections Management Information System (CMIS).

B1b Reported Index Crimes and Prison Intake (Excluding "Additional Sentence Imposed") Calendar Years 1999 - 2006

State index crime totals are calculated by combining actual figures with estimates of missing data, using an estimation process adapted from that used by the FBI. The MSP's estimation process is designed to help ensure an accurate portrayal of crime trends, and minimize fluctuations due to reporting discrepancies.



[Sources] Reported Index Crimes: Michigan State Police (MSP) 2006 Uniform Crime Report (UCR).
Prison Intake: Corrections Management Information System (CMIS)

*Index crimes include murder, rape, robbery, aggravated assault, burglary, larceny, motor vehicle theft, and arson.

B1c Total Prisoner Population, Prison Commitments, and Michigan Census: 1947 - 2006

Year	Total Prisoner Population*	Prison Commitments (Inc. Add. Sentence Imposed)	Michigan Census
1947	8,239	2,529	6,069,000
1948	8,124	2,588	6,195,000
1949	8,519	3,165	6,352,000
1950	8,727	3,061	6,371,766
1951	9,176	3,041	6,545,000
1952	8,774	2,779	6,708,000
1953	8,870	3,530	6,852,000
1954	8,912	3,386	7,024,000
1955	9,571	3,270	7,236,000
1956	9,547	3,601	7,516,000
1957	10,071	3,588	7,803,000
1958	10,138	3,890	7,866,000
1959	10,334	3,667	7,960,000
1960	9,622	3,706	7,823,194
1961	9,550	4,123	7,903,000
1962	9,197	3,832	7,939,000
1963	8,338	3,990	8,030,000
1964	8,264	3,741	8,100,000
1965	7,345	3,280	8,199,283
1966	6,754	3,088	8,314,070
1967	7,037	3,719	8,615,000
1968	7,743	3,950	8,675,000
1969	8,409	4,169	8,734,000
1970	9,079	4,907	8,875,083
1971	9,547	5,446	8,996,000
1972	8,471	4,734	9,013,475
1973	7,874	4,114	9,061,000
1974	8,630	5,172	9,094,000
1975	10,855	6,218	9,092,000
1976	11,737	6,596	9,100,000
1977	13,824	7,071	9,138,000
1978	14,944	6,681	9,181,000
1979	15,063	5,843	9,207,000
1980	15,148	6,212	9,262,078
1981	14,923	6,138	9,270,000
1982	15,082	6,409	9,227,300
1983	14,508	6,897	9,050,282
1984	14,658	7,154	9,262,044
1985	17,744	7,767	9,170,000
1986	20,739	8,289	9,143,600
1987	23,977	9,092	9,205,800
1988	27,720	10,759	9,300,100
1989	31,834	12,760	9,273,300
1990	34,209	12,099	9,295,287
1991	36,293	12,179	9,395,022
1992	38,628	12,191	9,470,323
1993	38,942	10,299	9,529,240
1994	40,501	9,751	9,584,481
1995	41,112	9,523	9,659,871
1996	42,349	10,047	9,739,184
1997	44,771	10,575	9,785,450
1998	45,879	10,433	9,820,231
1999	46,617	9,656	9,863,775
2000	47,718	9,743	9,938,444
2001	48,849	10,498	10,002,663
2002	50,591	12,138	10,039,379
2003	49,357	11,167	10,078,146
2004	48,831	10,772	10,104,206
2005	49,493	11,273	10,120,860
2006	51,515	12,283	10,102,322

[Sources] Prisoner Population: Prisoner Census Report.

Commitments: Corrections Management Information System (CMIS).

Michigan Census: U.S. Census Bureau. The figure for Year 2000 reflects actual Census. Census figures since 2000 revised by the Census Bureau.

*Total Prisoner Population includes prisoners in the institutions and camps, the SAI - Prison program and Community Residential Programs.

B2 2006 Commitments by Minimum Term Distribution for Men and Women — All Offenses

Includes Additional Sentences Imposed
Page 1 of 18

B - 5

GRAND TOTALS		
VIOLATIONS		
ATTEMPTS		
Max. Penalty		
28.2951A-A	State ID Card - Altered/Forged/Used to Commit Felony	10 ATTEMPTS
28.729	Sex Offender - Fail to Register	4 ATTEMPTS
28.7291B	Sex Offender - Fail to Register 2nd Offense	7 ATTEMPTS
28.7292C	Sex Offender - Fail to Report, 3rd Offense	4 ATTEMPTS
257.254	MV Code - Intent to Pass False Title	10 ATTEMPTS
257.257	License Documents/Plates Forgery	5 ATTEMPTS
257.3107A	Driver's License-Forged w/Int Commit Crime Max 10 yrs or More	10 ATTEMPTS
257.3107B	Driver's License-Forged w/Int Commit Crime Max 6 mos - < 10 yrs	5 ATTEMPTS
257.312	Operating - Violation of Restricted License	MISD ATTEMPTS
257.602A2	Police Officer - Fleeing - 4th Degree Vehicle Code	2 ATTEMPTS
257.602A3-A	Police Officer - Fleeing - 3rd Degree Vehicle Code	5 ATTEMPTS
257.602A3	Police Officer - Fleeing - 3rd Degree Vehicle Code	5 ATTEMPTS
257.602A4-A	Police Officer - Fleeing - 2nd Degree Vehicle Code	10 ATTEMPTS
257.602A5	Police Officer - Fleeing - 1st Degree Vehicle Code	15 ATTEMPTS
257.617	Fail to Stop at Accident - Result Serious Impairment/Death	5 ATTEMPTS
257.6173	Fail to Stop at Accident - At Fault Death Resulting	15 ATTEMPTS
257.618	Fail to Stop at Property Damage Accident (Attended Vehicle)	MISD ATTEMPTS
257.6251-A	Operating - While Intoxicated	MISD ATTEMPTS
257.62510C	Operating - OWI, 3rd Offense	1 ATTEMPTS

TOTAL*	.5	1	1.5	2	2.5	3	3.5	4	4.5	5	10	15	20	25	>25	LIFE	AVG
12,283	323	2,015	2,498	3,054	651	737	240	395	184	431	930	331	141	77	95	126	3.2
11,804	276	1,900	2,370	2,949	641	729	230	394	184	431	930	331	141	77	95	126	3.3
424	47	115	128	105	10	8	10	1									1.3
1		1															1.0
70	2	23	24	17	1	2		1									1.4
3		3															.9
7		2	1	3		1											1.7
2			2														1.2
10		5	2	3													1.3
4	2	1		1													.8
2	1	1															.6
1						1											2.8
1		1															.9
1			1														1.1
35		12	15	5	1	2											1.4
174	5	60	49	38	9	5	4	3		1							1.5
2	1	2		1													.9
2				1													1.1
25		6	3	3	3	4		4		1	1						2.4
1				1													1.9
1											1						5.4
17	1	2	5	4	2		1	1		1							2.0
2					1						1						4.7
1		1															1.0
8	1	2	4	1													1.2
2			1	1													1.7

NOTE: Be sure to check for related offense codes when examining a particular type of crime. They may or may not be in sequential order or even on the same page.

B2 2006 Commitments by Minimum Term Distribution for Men and Women — All Offenses

Includes Additional Sentences Imposed
Page 2 of 18

B - 6

GRAND TOTALS		
VIOLATIONS		
ATTEMPTS		
Max. Penalty		
257.6253A	Operating - Impaired	MISD ATTEMPTS
257.6254	OWI - Causing Death	15 ATTEMPTS
257.6254A	OWI - Causing Death	15 ATTEMPTS
257.6255-A	OWI - Causing Serious Injury	5 ATTEMPTS
257.6256	OWI - Impaired, 3rd Felony	5 ATTEMPTS
257.6256B	OWI - Impaired w/Contr. Sub, 2nd Offense	1 ATTEMPTS
257.6256D	OWI - Impaired w/Contr. Sub, 3rd Offense	5 ATTEMPTS
257.6257A1	OWI - w/Occupant Less Than 16	1 ATTEMPTS
257.6257A2	OWI - w/Occupant Less Than 16, 2nd+ Offense	5 ATTEMPTS
257.626C	Driving - Felonious	2 ATTEMPTS
257.903	Motor Vehicle Code - False Certification	5 ATTEMPTS
257.9041C	Operate - Allow Suspended/Revoked/ Denied to Operate, 2nd+ Offense	1 ATTEMPTS
257.9044	Operate - License Suspended/Revoked/ Denied Cause Death	15 ATTEMPTS
257.9045	Operate - License Suspended/Revoked/ Denied Cause Serious Injury	5 ATTEMPTS
324.801764	Marine Safety, OUIL Cause Death	15 ATTEMPTS
333.5210	AIDS - Sexual Penetration with Uninformed Partner	4 ATTEMPTS
333.73413	Contr. Sub - Imitation Mfg/Distribution	2 ATTEMPTS
333.74012A	Contr. Sub - Delivery/Manufacture (Narcotic or Cocaine)	LIFE ATTEMPTS
333.74012A1	Contr. Sub - Del/Mfg (Narc. or Cocaine) 1,000 or More Grams	LIFE ATTEMPTS

TOTAL*	.5	1	1.5	2	2.5	3	3.5	4	4.5	5	10	15	20	25	>25	LIFE	AVG
12,283	323	2,015	2,498	3,054	651	737	240	395	184	431	930	331	141	77	95	126	3.2
11,804	276	1,900	2,370	2,949	641	729	230	394	184	431	930	331	141	77	95	126	3.3
424	47	115	128	105	10	8	10	1									1.3
1		1															1.0
37		4		6	4	3	2	5	1	4	7					1	3.7
2				1		1											2.5
1		1															1.0
31	1	3	8	11	4	2	1			1							1.8
2		1			1												1.7
1						1											3.0
629	7	142	193	207	40	20	6	7		6	1						1.6
2			1	1													1.7
18		3	8	5		2											1.6
1			1														1.2
5	1	3	1														.9
2			2														1.3
11			1		3	4		1			2						3.4
6			1	1	2	1	1										2.4
1				1													2.0
1		1															.8
5		1	3	1													1.3
2		1		1													1.4
8										1	3	3		1			11.0

NOTE: Be sure to check for related offense codes when examining a particular type of crime. They may or may not be in sequential order or even on the same page.

B2 2006 Commitments by Minimum Term Distribution for Men and Women — All Offenses

Includes Additional Sentences Imposed
Page 3 of 18

B - 7

GRAND TOTALS		
VIOLATIONS		
ATTEMPTS		
Max. Penalty		
333.74012A2	Contr. Sub - Del/Mfg (Narc. or Cocaine) 450 - 999 Grams	30 ATTEMPTS
333.74012A3	Contr. Sub - Del/Mfg (Narc. or Cocaine) 50 - 449 Grams	20 ATTEMPTS
333.74012A4	Contr. Sub - Del/Mfg (Narc. or Cocaine) Under 50 Grams	20 ATTEMPTS
333.74012B-A	Contr. Sub - Del/Mfg (Schedules 1-3), Except Marij & Cocaine	7 ATTEMPTS
333.74012B-B	Contr. Sub - Del/Mfg (Subs added Schedules 1-3 by Rule)	7 ATTEMPTS
333.74012B1	Contr. Sub - Del/Mfg Methamphetamine/ Ecstasy	20 ATTEMPTS
333.74012C-A	Contr. Sub - Del/Mfg (Schedule 4)	4 ATTEMPTS
333.74012D1	Contr. Sub - Del/Mfg 45 or More Kilograms Marijuana	15 ATTEMPTS
333.74012D2	Contr. Sub - Del/Mfg 5 - <45 Kilograms Marijuana	7 ATTEMPTS
333.74012D3	Contr. Sub - Del/Mfg Marijuana	4 ATTEMPTS
333.74012F	Prescription Forms - Del/Mfg/Intent	7 ATTEMPTS
333.7401C2A	Contr. Sub - Operate/Maintain Lab	10 ATTEMPTS
333.7401C2B	Contr. Sub - Operate/Maintain Lab Near Minor	20 ATTEMPTS
333.7401C2C	Contr. Sub - Operate/Maintain Lab Involve Hazardous Waste	20 ATTEMPTS
333.7401C2D	Contr. Sub - Operate/Maintain Lab Near Specified Places	20 ATTEMPTS
333.7401C2E	Contr. Sub - Operate/Maintain Lab Involve Firearm	25 ATTEMPTS
333.7401C2F	Contr. Sub - Operate/Maintain Lab Involve Methamphetamine	20 ATTEMPTS
333.74022B	Contr. Sub - Create/Del/Counterfeit Sub (Schedules 1-3)	5 ATTEMPTS
333.74022D	Contr. Sub - Create/Del/Counterfeit Sub (Schedule 5)	2 ATTEMPTS

TOTAL*	.5	1	1.5	2	2.5	3	3.5	4	4.5	5	10	15	20	25	>25	LIFE	AVG
12,283	323	2,015	2,498	3,054	651	737	240	395	184	431	930	331	141	77	95	126	3.2
11,804	276	1,900	2,370	2,949	641	729	230	394	184	431	930	331	141	77	95	126	3.3
424	47	115	128	105	10	8	10	1									1.3
18						3		3		2	4	3	3				8.7
130		2	1	21	4	25	1	10	13	9	41	2		1			4.9
2		1		1													1.5
669	31	190	175	164	39	30	4	16	2	13	5						1.6
50	10	29	7	3		1											1.0
17		2	5	9			1										1.7
1				1													1.9
86	2	3	4	20	8	20	1	5	8	4	8	3					3.4
2		2															1.0
3		1	1	1													1.5
13		2	1	3	1		1	3			2						3.1
10		3	2	2		2		1									1.9
1		1															1.0
169	10	58	40	51	6	4											1.4
5	1	2	2														.9
2			1		1												1.8
15			4	4	3	1	1	1		1							2.3
2				1							1						5.0
2						1				1							3.9
4					1		2			1							3.5
2				2													1.8
74		3	5	10	5	20	3	2	12	3	10	1					3.5
2			1	1													1.7
2			1			1											2.1
1			1														1.3

NOTE: Be sure to check for related offense codes when examining a particular type of crime. They may or may not be in sequential order or even on the same page.

B2 2006 Commitments by Minimum Term Distribution for Men and Women — All Offenses

Includes Additional Sentences Imposed
Page 4 of 18

B - 8

		GRAND TOTALS	
		VIOLATIONS	
		ATTEMPTS	
		Max. Penalty	
333.74022E	Contr. Sub - Create/Del/Analogue	15	
		ATTEMPTS	
333.74032A1	Contr. Sub - Poss (Narcotic/Cocaine)	LIFE	
	1,000 or More Grams	ATTEMPTS	
333.74032A2	Contr. Sub - Poss (Narcotic/Cocaine)	30	
	450 - 999 Grams	ATTEMPTS	
333.74032A3	Contr. Sub - Poss (Narcotic/Cocaine)	20	
	50 - 449 Grams	ATTEMPTS	
333.74032A4	Contr. Sub - Poss (Narcotic/Cocaine)	4	
	25 - 49 Grams	ATTEMPTS	
333.74032A5	Contr. Sub - Poss (Narcotic/Cocaine)	4	
	Under 25 Grams	ATTEMPTS	
333.74032B-A	Contr. Sub - Poss Analogues or Schedules	2	
	1-4	ATTEMPTS	
333.74032B1	Contr. Sub - Poss Methamphetamine/	10	
	Ecstasy	ATTEMPTS	
333.74032C-A	Contr. Sub - Poss (Schedule 5 and LSD)	1	
		ATTEMPTS	
333.74032D	Contr. Sub - Poss Marijuana	1	
		ATTEMPTS	
333.74042A	Contr. Sub - Use (Narcotic/Cocaine/	1	
	Meth/Ecstasy)	ATTEMPTS	
333.7405D	Contr. Sub - Maintaining a Drug House	2	
		ATTEMPTS	
333.74071C	Contr. Sub - Obtain by Fraud	4	
		ATTEMPTS	
333.7407A1-A	Contr. Sub - Attempt Felony	LIFE	
		ATTEMPTS	
333.74101-A	Contr. Sub - Delivery to Minor (Narcotic/	40	
	Cocaine) < 50 Grams	ATTEMPTS	
333.74102-A	Contr. Sub - Del School/Library Prop	60	
	(Narc/Cocaine) < 50 Grams	ATTEMPTS	
333.74103	Contr. Sub - Poss w/Int Del School/Library	40	
	(Narc/Cocaine) <50 Grams	ATTEMPTS	
333.74104-D	Contr. Sub - Poss Marijuana on School/	2	
	Library Property	ATTEMPTS	
333.74132	Contr. Sub - 2nd+ Offense - Double	LIFE	
	Penalty	ATTEMPTS	

TOTAL*	.5	1	1.5	2	2.5	3	3.5	4	4.5	5	10	15	20	25	>25	LIFE	AVG
12,283	323	2,015	2,498	3,054	651	737	240	395	184	431	930	331	141	77	95	126	3.2
11,804	276	1,900	2,370	2,949	641	729	230	394	184	431	930	331	141	77	95	126	3.3
424	47	115	128	105	10	8	10	1									1.3
5		1		2		1		1									2.2
1											1						5.8
1										1							5.0
17		1		1	1	3		2		1	7		1				5.9
7		1	2	3		1											1.7
407	33	150	138	65	10	9	1			1							1.2
4	2	2															.5
16		5	8	1	1			1									1.4
1		1															.9
57	2	10	12	18	2	6	2	3			2						2.0
6	1	2	3														1.0
1		1															.7
22		9	13														1.1
1			1														1.2
3		3															1.0
22	2	7	13														1.1
13		3	6	4													1.4
2		2															.8
2		2															1.0
2		2															1.0
6		1		3	1	1											2.0
1				1													2.0
1			1														1.3
3		1	2														1.3

NOTE: Be sure to check for related offense codes when examining a particular type of crime. They may or may not be in sequential order or even on the same page.

B2 2006 Commitments by Minimum Term Distribution for Men and Women — All Offenses

Includes Additional Sentences Imposed
Page 5 of 18

B - 9

GRAND TOTALS		
VIOLATIONS		
ATTEMPTS		
Max. Penalty		
333.7416	Contr. Sub - Induce Minor to Commit Felony	LIFE ATTEMPTS
400.602-B	Fraud - Welfare (Failure to Inform) \$500 or More	4 ATTEMPTS
400.606	Medicaid Fraud - Conspiracy	10 ATTEMPTS
436.17031A	Alcohol - Purchase/Consume/Possess by Minor	MISD ATTEMPTS
445.65	Identity Theft	5 ATTEMPTS
445.67	Identity Theft - Obtain/Possess/Transfer ID w/Intent	5 ATTEMPTS
500.45111	Insurance - Fraudulent Acts	4 ATTEMPTS
570.152	Contractor - Fraudulent Use of Building Contract Fund	3 ATTEMPTS
750.10A	Sexually Delinquent Person	LIFE ATTEMPTS
750.110-A	Break & Enter - Unoccupied Bldg. w/Intent	10 ATTEMPTS
750.110	Break & Enter - A Building w/Intent	15 ATTEMPTS
750.110A2	Home Invasion - 1st Degree	20 ATTEMPTS
750.110A3	Home Invasion - 2nd Degree	15 ATTEMPTS
750.110A4	Home Invasion - 3rd Degree	5 ATTEMPTS
750.111	Break & Enter - Entry w/o Breaking w/Intent	5 ATTEMPTS
750.116	Burglar's Tools - Possession	10 ATTEMPTS
750.117	Public Officer - Bribery	4 ATTEMPTS
750.1227A	Witness - Bribe/Intimidate/Interfere	4 ATTEMPTS
750.1227B	Witness - Bribe/Intimidate/Interfere	10 ATTEMPTS
	Max > 10 yrs	ATTEMPTS

TOTAL*	.5	1	1.5	2	2.5	3	3.5	4	4.5	5	10	15	20	25	>25	LIFE	AVG
12,283	323	2,015	2,498	3,054	651	737	240	395	184	431	930	331	141	77	95	126	3.2
11,804	276	1,900	2,370	2,949	641	729	230	394	184	431	930	331	141	77	95	126	3.3
424	47	115	128	105	10	8	10	1									1.3
1						1											3.0
1			1														1.3
1										1							5.0
1			1														1.5
38	1	14	9	9	3	1	1										1.4
1		1															.9
5		2		2	1												1.6
1	1																.1
1	1																.5
1										1							5.0
2						1		1									3.5
1			1														1.5
417	12	57	88	137	28	33	11	17	4	21	9						2.1
45	6	7	10	20	1	1											1.4
313	2	10	27	29	18	31	9	14	18	29	103	17	6				5.2
11		3	3	5													1.4
537	6	48	65	128	66	69	19	47	15	38	32	3	1				2.8
18		3	5	10													1.6
88	1	11	31	32	11	2											1.6
18		7	4	6		1											1.4
1			1														1.4
18		4	8	5		1											1.5
1			1														1.5
7			3	2		1	1										2.0
2			1								1						3.9
1				1													1.8

NOTE: Be sure to check for related offense codes when examining a particular type of crime. They may or may not be in sequential order or even on the same page.

B2 2006 Commitments by Minimum Term Distribution for Men and Women — All Offenses

Includes Additional Sentences Imposed
Page 6 of 18

B - 10

GRAND TOTALS		
VIOLATIONS		
ATTEMPTS		
Max. Penalty		
750.1227C	Witness - Intimidate/Threaten to Kill or Injure	15 ATTEMPTS
750.1313C	Check - Non-Sufficient Funds \$500 or More	2 ATTEMPTS
750.131A1	Check - No Account	2 ATTEMPTS
750.131A2	Check - Non-Sufficient Funds - 3 Within 10 Days	2 ATTEMPTS
750.136B2	Child Abuse - 1st Degree	15 ATTEMPTS
750.136B3	Child Abuse - 2nd Degree	4 ATTEMPTS
750.136B4	Child Abuse - 3rd Degree	2 ATTEMPTS
750.145A-A	Children - Accosting for Immoral Purposes	4 ATTEMPTS
750.145C2	Child Sexually Abusive Activity	20 ATTEMPTS
750.145C3	Child Sexually Abusive Activity - Promote or Distribute	7 ATTEMPTS
750.145C4-A	Child Sexually Abusive Material - Possess	4 ATTEMPTS
750.145D2C	Computer/Internet - Comm w/Other Plan Crime Max 2 - < 4 yrs	4 ATTEMPTS
750.145D2D	Computer/Internet - Comm w/Other Plan Crime Max 4 - < 10 yrs	10 ATTEMPTS
750.145D2E	Computer/Internet - Comm w/Other Plan Crime Max 10 - < 15 yrs	15 ATTEMPTS
750.145D2F	Computer/Internet - Comm w/Other Plan Crime Max 15+ yrs	20 ATTEMPTS
750.147B	Ethnic Intimidation	2 ATTEMPTS
750.157A	Compounding Offenses	5 ATTEMPTS
750.157B2	Homicide - Solicitation of Murder	LIFE ATTEMPTS
750.157N1	Financial Transaction Device - Steal/Retain w/o Consent	4 ATTEMPTS

TOTAL*	.5	1	1.5	2	2.5	3	3.5	4	4.5	5	10	15	20	25	>25	LIFE	AVG
12,283	323	2,015	2,498	3,054	651	737	240	395	184	431	930	331	141	77	95	126	3.2
11,804	276	1,900	2,370	2,949	641	729	230	394	184	431	930	331	141	77	95	126	3.3
424	47	115	128	105	10	8	10	1									1.3
6				2			2			1	1						3.4
9			6	2		1											1.6
1		1															1.0
29	2	10	13	3		1											1.2
9	1	4	2	1	1												1.2
26		1	1	2	1	4	2		1	5	7	2					5.4
10	1	3	1	2	3												1.5
5		1	4														1.3
18		4	2	9	2			1									1.8
29		1	1	2	1	5	1	1	2	2	9	2	1	1			6.6
2				1						1							3.2
13		1	6	5				1									1.7
1				1													1.6
6				3		2		1									2.5
1			1														1.1
1		1															1.0
24		10	1	1	3	5		2			2						2.6
1	1																.5
1												1					12.0
6				1							1	1			3		20.5
58	5	21	20	9	3												1.2
6		1	4	1													1.3

NOTE: Be sure to check for related offense codes when examining a particular type of crime. They may or may not be in sequential order or even on the same page.

B2 2006 Commitments by Minimum Term Distribution for Men and Women — All Offenses

Includes Additional Sentences Imposed
Page 7 of 18

B - 11

GRAND TOTALS		
VIOLATIONS		
ATTEMPTS		
Max. Penalty		
750.157N2	Financial Transaction Device - Possess Fraudulent One	4 ATTEMPTS
750.157P	Financial Transaction Device - Possess w/Intent to Use/Sell	4 ATTEMPTS
750.157Q	Financial Transaction Device - Illegal Sale/Use	4 ATTEMPTS
750.157V	Financial Transaction Device - False ID	4 ATTEMPTS
750.157W1C1	Financial Transaction Device - Fraud \$1,000 - < \$20,000	5 ATTEMPTS
750.158	Sodomy	15 ATTEMPTS
750.159I1	Criminal Enterprise - Conducting	20 ATTEMPTS
750.161	Desertion/Abandon/Non-Support	3 ATTEMPTS
750.165	Child Support - Fail to Pay	4 ATTEMPTS
750.174-B	Embezzlement - Agent or Trustee Over \$100	10 ATTEMPTS
750.1744A	Embezzlement - Agent or Trustee \$1,000 - < \$20,000	5 ATTEMPTS
750.1745A	Embezzlement - Agent or Trustee \$20,000 - < \$50,000	10 ATTEMPTS
750.174A	Embezzlement - From Vulnerable Adult	10 ATTEMPTS
750.174A4A	Embezzlement - Vulnerable Adult \$1,000 - < \$20,000	5 ATTEMPTS
750.174A5A	Embezzlement - Vulnerable Adult \$20,000 or More	10 ATTEMPTS
750.176	Embezzlement - Administrator/ Executor/Guardian	10 ATTEMPTS
750.183-A	Escape - Aiding Prisoner - Felony	7 ATTEMPTS
750.186A	Escape - Juvenile Facility	4 ATTEMPTS
750.193	Escape - Prison	5 ATTEMPTS

TOTAL*	.5	1	1.5	2	2.5	3	3.5	4	4.5	5	10	15	20	25	>25	LIFE	AVG
12,283	323	2,015	2,498	3,054	651	737	240	395	184	431	930	331	141	77	95	126	3.2
11,804	276	1,900	2,370	2,949	641	729	230	394	184	431	930	331	141	77	95	126	3.3
424	47	115	128	105	10	8	10	1									1.3
3		2			1												1.4
12		4	5	2	1												1.3
3			3														1.3
14		4	7	3													1.3
1		1															1.0
2		1	1														1.0
1			1														1.5
2					1		1										3.0
15		1	1	2		1				3	6	1					5.3
1							1										3.2
9		2	4	2		1											1.6
3		3															1.0
82	1	19	28	25	5	4											1.5
9	3		6														.9
1	1																.3
19	1	3	11	1		2		1									1.5
1				1													1.7
11			2	4	1	2				2							2.5
1					1												2.5
1	1																.3
2				1		1											2.3
3				3													1.8
1				1													2.0
1			1														1.4
1																	1.4
1				1													2.0
2			2														1.3
16	1	3	4	3	2			1		1	1						2.0

NOTE: Be sure to check for related offense codes when examining a particular type of crime. They may or may not be in sequential order or even on the same page.

B2 2006 Commitments by Minimum Term Distribution for Men and Women — All Offenses

Includes Additional Sentences Imposed
Page 8 of 18

B - 12

		TOTAL*	.5	1	1.5	2	2.5	3	3.5	4	4.5	5	10	15	20	25	>25	LIFE	AVG
GRAND TOTALS		12,283	323	2,015	2,498	3,054	651	737	240	395	184	431	930	331	141	77	95	126	3.2
VIOLATIONS		11,804	276	1,900	2,370	2,949	641	729	230	394	184	431	930	331	141	77	95	126	3.3
ATTEMPTS		424	47	115	128	105	10	8	10	1									1.3
Max. Penalty																			
750.1951	Escape - From Misdemeanor Jail Sentence 2 ATTEMPTS	5		1	2	2													1.5
750.1952	Escape - From Felony Jail Sentence 4 ATTEMPTS	11		1	2	6	2												1.8
750.1972	Escape - Awaiting Trial for Felony 4 ATTEMPTS	5		2	1		2												1.6
750.197C-A	Assault of Prison Employee 4 ATTEMPTS	2	1	1															.7
750.197C-B	Escape - From Jail Through Violence 4 ATTEMPTS	37		13	9	4	5	3	1	1		1							1.7
750.197C	Escape - From Jail Through Violence or Assault Prison Employee 4 ATTEMPTS	3		2	1														1.0
750.199A	Bond - Absconding or Forfeiting 4 ATTEMPTS	1					1												2.5
750.200I1D	Harmful Devices - Unlawful Poss/Use Causing Serious Injury LIFE ATTEMPTS	1				1													2.0
750.200J1A-A	Harmful Devices - Imitation/Irritants Unlawful Poss/Use 5 ATTEMPTS	22		1	10	7	2	1		1									1.7
750.2072B	Explosives - Place Near Property Causing Property Damage 20 ATTEMPTS	1																	1.3
750.209A	Explosives - Possess w/Intent to Terrorize 10 ATTEMPTS	1						1											20.0
750.211A2A	Explosives - Mfg/Poss Explosive/Other w/Malicious Intent 15 ATTEMPTS	1				1													1.5
750.211A2B	Explosives - Mfg/Poss Molotov Cocktail/ Other w/Property Damage 20 ATTEMPTS	3			1					1			1						3.8
750.213	Extortion 20 ATTEMPTS	3			2							1							2.6
750.218-A	False Pretenses - \$100 or Less, 4th 1 ATTEMPTS	2			2														1.4
750.218-B	False Pretenses - Over \$100 10 ATTEMPTS	1			1														1.5
750.2184A	False Pretenses - \$1,000 - < \$20,000 5 ATTEMPTS	1		1															1.0
750.2184B	False Pretenses - \$200 - < \$1,000, 2nd Offense 5 ATTEMPTS	25		6	5	9	3	1		1									1.7
750.2185A	False Pretenses - \$20,000 or More 10 ATTEMPTS	2		2		2													.9
		2																	1.9
		16	1	2	1	7	4					1							1.9

NOTE: Be sure to check for related offense codes when examining a particular type of crime. They may or may not be in sequential order or even on the same page.

B2 2006 Commitments by Minimum Term Distribution for Men and Women — All Offenses

Includes Additional Sentences Imposed
Page 9 of 18

B - 13

			TOTAL*	.5	1	1.5	2	2.5	3	3.5	4	4.5	5	10	15	20	25	>25	LIFE	AVG
GRAND TOTALS			12,283	323	2,015	2,498	3,054	651	737	240	395	184	431	930	331	141	77	95	126	3.2
VIOLATIONS			11,804	276	1,900	2,370	2,949	641	729	230	394	184	431	930	331	141	77	95	126	3.3
ATTEMPTS			424	47	115	128	105	10	8	10	1									1.3
Max. Penalty																				
750.219E	Financial Institution - Unauthorized Credit Application	4 ATTEMPTS	2		1		1													1.4
750.2241-A	Weapons - Dangerous Weapon, Misc.	5 ATTEMPTS	2				2													1.8
750.224A	Weapons - Taser, Possess or Sale	4 ATTEMPTS	3			2	1													1.6
750.224B	Weapons - Firearms, Short-Barrel Shotgun/Rifle	5 ATTEMPTS	6		2	2	2													1.3
750.224F	Weapons - Firearms, Possess by Felon	5 ATTEMPTS	214 3	22	62	38 2	44 1	15	17	6	5		2	3						1.6 1.5
750.226	Weapons - Dangerous Weapon, Carry w/Unlawful Intent	5 ATTEMPTS	8	1	2	3	2													1.3
750.227	Weapons - Carrying Concealed	5 ATTEMPTS	113 4	3	27 1	27 2	38 1	5	4	7			2							1.6 1.3
750.227B-A	Weapons - Felony Firearm	2 ATTEMPTS	591 1				591 1													2.0 2.0
750.227B-B	Weapons - Felony Firearm, 2nd Offense	5 ATTEMPTS	29				1						28							4.8
750.227B	Weapons - Felony Firearm	10 ATTEMPTS	1				1													2.0
750.227C	Weapons - Firearms, Possess Loaded in Vehicle	2 ATTEMPTS	2		1		1													1.4
750.234A	Weapons - Firearms, Discharge from Vehicle	4 ATTEMPTS	2				2													1.8
750.234B	Weapons - Firearms, Discharge in/at Bldg.	4 ATTEMPTS	12 1	1	4 1	4	3													1.3 1.0
750.248	Forgery	14 ATTEMPTS	41 2		7	11 2	10	3	5		4			1						2.0 1.5
750.248A	Financial Transaction Device - Utter & Publish	4 ATTEMPTS	1				1													1.9
750.249	Uttering & Publishing	14 ATTEMPTS	369 24	8 3	88 7	136 12	101 1	13	15 1	1	1		3	3						1.5 1.1
750.252	Utter & Publish - Possess Counterfeit Note w/Intent	7 ATTEMPTS	1				1													2.0
750.253	Utter & Publish - Counterfeit Bills/Notes	5 ATTEMPTS	1			1														1.5
750.254	Utter & Publish - Possess Counterfeit Bank/State/Bills	5 ATTEMPTS	1				1													1.7

NOTE: Be sure to check for related offense codes when examining a particular type of crime. They may or may not be in sequential order or even on the same page.

B2 2006 Commitments by Minimum Term Distribution for Men and Women — All Offenses

Includes Additional Sentences Imposed

Page 10 of 18

B - 14

		GRAND TOTALS
		VIOLATIONS
		ATTEMPTS
		Max. Penalty
750.255	Counterfeiting - Possession of Tools	10
		ATTEMPTS
750.260	Counterfeiting - Coins/Possess 5 or More	LIFE
		ATTEMPTS
750.261	Counterfeiting - Coins/Possess Less Than 5	10
		ATTEMPTS
750.2633	Counterfeiting - Del/Poss w/False ID Mark Felony	5
		ATTEMPTS
750.280	Fraud - Common Law	10
		ATTEMPTS
750.285	Obtain Personal Identity Info w/o Permission	5
		ATTEMPTS
750.316-A	Homicide - Murder 1st Degree, Premeditated	LIFE
		ATTEMPTS
750.316-B	Homicide - Felony Murder	LIFE
		ATTEMPTS
750.316-C	Homicide - Open Murder, Statutory Short Form	LIFE
		ATTEMPTS
750.316	Homicide	LIFE
		ATTEMPTS
750.317	Homicide - Murder 2nd Degree	LIFE
		ATTEMPTS
750.321-A	Homicide - Manslaughter, Statutory Short Form	15
		ATTEMPTS
750.321-C	Homicide - Manslaughter, Involuntary	15
		ATTEMPTS
750.321-E	Homicide - Manslaughter with Motor Vehicle	15
		ATTEMPTS
750.321	Homicide - Manslaughter	15
		ATTEMPTS
750.324	Homicide - Negligent Homicide	2
		ATTEMPTS
750.329	Homicide - Manslaughter, Death by Weapon Aimed w/out Malice	15
		ATTEMPTS
750.335A	Indecent Exposure (Sexually Delinquent Person)	1
		ATTEMPTS
750.338	Gross Indecency Between Males, Commit/Procure	5
		ATTEMPTS

TOTAL*	.5	1	1.5	2	2.5	3	3.5	4	4.5	5	10	15	20	25	>25	LIFE	AVG
12,283	323	2,015	2,498	3,054	651	737	240	395	184	431	930	331	141	77	95	126	3.2
11,804	276	1,900	2,370	2,949	641	729	230	394	184	431	930	331	141	77	95	126	3.3
424	47	115	128	105	10	8	10	1									1.3
1		1															1.0
1				1													2.0
2				2													1.8
1			1														1.5
1			1														1.5
7	1	1	1	3	1												1.5
51													1			50	18.5
35																35	
9														1		8	23.0
8																8	
180										1	16	39	46	28	45	5	21.8
24						3	2	1	2	3	10	3					6.6
16			2	2			1	2		3	5	1					5.2
1							1										3.3
15				2		1		2		1	8	1					6.0
8				1	1	2				1	3						4.8
7	1		4	2													1.3
1											1						6.0
2						1				1							4.0
1		1															1.0

NOTE: Be sure to check for related offense codes when examining a particular type of crime. They may or may not be in sequential order or even on the same page.

B2 2006 Commitments by Minimum Term Distribution for Men and Women — All Offenses

Includes Additional Sentences Imposed

Page 11 of 18

B - 15

GRAND TOTALS		
VIOLATIONS		
ATTEMPTS		
Max. Penalty		
750.338B	Gross Indecency Male and Female, Commit/Procure	5 ATTEMPTS
750.349	Kidnapping	LIFE ATTEMPTS
750.349B	Unlawful Imprisonment (restraint)	15 ATTEMPTS
750.350	Kidnapping - Child Enticement	LIFE ATTEMPTS
750.3562A	Larceny - \$20,000 or More	10 ATTEMPTS
750.3563A	Larceny - \$1,000 - < \$20,000	5 ATTEMPTS
750.356A1	Larceny - From Motor Vehicle	5 ATTEMPTS
750.356A2C1	Break and Enter - Vehicle Steal Property \$1,000 - < \$20,000	5 ATTEMPTS
750.356A2D1	Break and Enter - Vehicle Steal Property \$20,000 or More	10 ATTEMPTS
750.356A3	Break and Enter - Vehicle With Damage	5 ATTEMPTS
750.356B	Break and Enter - Coin Telephone	4 ATTEMPTS
750.356C	Retail Fraud - 1st Degree	5 ATTEMPTS
750.357	Larceny from Person	10 ATTEMPTS
750.357B	Weapons - Firearms - Larceny	5 ATTEMPTS
750.360	Larceny in Building	4 ATTEMPTS
750.3622A	Larceny by Conversion \$20,000 or More	10 ATTEMPTS
750.3623A	Larceny By Conversion \$1,000 - < \$20,000	5 ATTEMPTS
750.362A2A	Failure to Return Rented Property \$20,000 or More	10 ATTEMPTS
750.362A3A	Failure to Return Rented Property \$1,000 - < \$20,000	5 ATTEMPTS

TOTAL*	.5	1	1.5	2	2.5	3	3.5	4	4.5	5	10	15	20	25	>25	LIFE	AVG
12,283	323	2,015	2,498	3,054	651	737	240	395	184	431	930	331	141	77	95	126	3.2
11,804	276	1,900	2,370	2,949	641	729	230	394	184	431	930	331	141	77	95	126	3.3
424	47	115	128	105	10	8	10	1									1.3
4			2	2													1.7
1				1													1.7
24				1		1		1		1	5	5	3	3	2	2	14.2
2				2													1.9
1											1						7.0
2									1	1							4.6
2		1						1									2.5
1			1														1.5
52	1	10	11	19	4	4		3									1.8
2	1		1														.9
65	2	21	22	14	4	1	1										1.4
4		1	2	1													1.3
13		3	3	5	2												1.6
2		1		1													1.5
46	4	16	8	14	1	3											1.4
1		1															1.0
3		2		1													1.3
242	9	72	70	62	13	12	1	3									1.5
1				1													1.7
137	4	26	27	39	5	14	3	9	3		7						2.1
3			1	1		1											2.0
16	1	3	5	5	1	1											1.5
183	6	36	78	46	10	5		2									1.5
14	3	5	6														.9
2			1	1													1.4
16		2	11	1		1	1										1.6
2		1		1													1.3
1		1															1.0
2		1		1													1.3

NOTE: Be sure to check for related offense codes when examining a particular type of crime. They may or may not be in sequential order or even on the same page.

B2 2006 Commitments by Minimum Term Distribution for Men and Women — All Offenses

Includes Additional Sentences Imposed

Page 12 of 18

B - 16

			TOTAL*	.5	1	1.5	2	2.5	3	3.5	4	4.5	5	10	15	20	25	>25	LIFE	AVG
GRAND TOTALS			12,283	323	2,015	2,498	3,054	651	737	240	395	184	431	930	331	141	77	95	126	3.2
VIOLATIONS			11,804	276	1,900	2,370	2,949	641	729	230	394	184	431	930	331	141	77	95	126	3.3
ATTEMPTS			424	47	115	128	105	10	8	10	1									1.3
Max. Penalty																				
750.3633A	Larceny by False Personation \$1,000 -	5				1														1.5
	< \$20,000	ATTEMPTS																		
750.377A1B1	Malicious Destruction Personal Property	5	24	1	5	11	5	1	1											1.4
	\$1,000 - < \$20,000	ATTEMPTS	3	1	2															.7
750.377A1B2	Mal. Destr. Personal Property \$200 -	5	1				1													2.0
	< \$1,000, 2nd+ Offense	ATTEMPTS																		
750.377A1C1	Malicious Destruction Personal Property	1	1						1											3.0
	\$200 - < \$1,000	ATTEMPTS																		
750.377B	Malicious Destruction Fire/Police	4	29	1	5	9	10	2	1		1									1.6
	Property	ATTEMPTS	3	1		1	1													1.2
750.3802A	Malicious Destruction Building \$20,000	10	3			1	2													1.8
	or More	ATTEMPTS																		
750.3803A	Malicious Destruction Building	5	9	1	2	1	2	1	1					1						2.3
	\$1,000 - < \$20,000	ATTEMPTS																		
750.3804A	Malicious Destruction Building \$200 -	1	1	1																.5
	< \$1,000	ATTEMPTS																		
750.3821C1	Malicious Destr. Trees/Shrubs/etc.	5	1				1													1.9
	\$1,000 - < \$20,000	ATTEMPTS																		
750.3875A	Malicious Destr. Tombs/Memorials	5	1	1																.2
	\$1,000 - < \$20,000	ATTEMPTS																		
750.411A1B	False Report of a Felony	4	12		5	6	1													1.2
		ATTEMPTS																		
750.411A3A	False Report/Threat of Bomb/Harmful	4	1						1											3.0
	Device	ATTEMPTS																		
750.411H2B	Stalking a Minor	5	2			1	1													1.6
		ATTEMPTS																		
750.411I	Stalking - Aggravated	5	56	1	11	19	10	3	2	3	3		2		2					2.2
		ATTEMPTS	2		1		1													1.3
750.411I2B	Stalking a Minor - Aggravated	10	1				1													1.9
		ATTEMPTS																		
750.413	Motor Vehicle - Unlawfully Driving	5	196	5	50	64	57	12	4		2	1		1						1.5
	Away	ATTEMPTS	9	3	1	3	2													1.1
750.414	Motor Vehicle - Unlawful Use	2	38	4	9	17	5	2	1											1.2
		ATTEMPTS																		
750.4152	Motor Vehicle - Conceal/Misrepresent	4	1		1															1.0
	Identity to Mislead	ATTEMPTS																		
750.422-A	Perjury - Court Proceeding Capital	LIFE	1						1											3.0
	Crime	ATTEMPTS																		

NOTE: Be sure to check for related offense codes when examining a particular type of crime. They may or may not be in sequential order or even on the same page.

B2 2006 Commitments by Minimum Term Distribution for Men and Women — All Offenses

Includes Additional Sentences Imposed

Page 13 of 18

B - 17

GRAND TOTALS		
VIOLATIONS		
ATTEMPTS		
Max. Penalty		
750.422-B	Perjury - Court Proceeding	15
	ATTEMPTS	
750.423	Perjury - Other Than Court Proceeding	15
	ATTEMPTS	
750.4362A	Poison - Food/Drink/Medicine/Water Supply	15
	ATTEMPTS	
750.439	Polygamy	4
	ATTEMPTS	
750.451-D	Prostitution - 3rd+ Offense	2
	ATTEMPTS	
750.455	Prostitution - Pandering	20
	ATTEMPTS	
750.459	Prostitution - Transporting Female (perhaps compel)	20
	ATTEMPTS	
750.479-B	Police Officer/Public Officer - Resist and Obstruct	2
	ATTEMPTS	
750.4792	Public Officer - Assault or Obstruct	2
	ATTEMPTS	
750.4793	Public Officer - Assault or Obstruct Cause Injury	4
	ATTEMPTS	
750.479A2	Police Officer - Fleeing (Penal Code) 4th Degree	2
	ATTEMPTS	
750.479A3	Police Officer - Fleeing (Penal Code) 3rd Degree	5
	ATTEMPTS	
750.479A4-A	Police Officer - Fleeing (Penal Code) 2nd Degree	10
	ATTEMPTS	
750.479A5-A	Police Officer - Fleeing (Penal Code) 1st Degree	15
	ATTEMPTS	
750.479B2	Peace Officer - Disarming Firearm	10
	ATTEMPTS	
750.483A2B	Interfere w/Crime Report Threat to Kill/Injure	10
	ATTEMPTS	
750.483A6B	Tamper w/Evidence - Criminal Case Max >10 yr Term	10
	ATTEMPTS	
750.49-B	Animals - Attending Fight	4
	ATTEMPTS	
750.502D	Anhydrous Ammonia Container Unauthorized Tampering	4
	ATTEMPTS	

TOTAL*	.5	1	1.5	2	2.5	3	3.5	4	4.5	5	10	15	20	25	>25	LIFE	AVG
12,283	323	2,015	2,498	3,054	651	737	240	395	184	431	930	331	141	77	95	126	3.2
11,804	276	1,900	2,370	2,949	641	729	230	394	184	431	930	331	141	77	95	126	3.3
424	47	115	128	105	10	8	10	1									1.3
5				1		1	1	1	1								3.3
1		1		1													2.0
																	.6
1								1									4.0
1		1															1.0
7		1	5	1													1.3
2		1	1														1.1
1												1					15.0
4			2	2													1.5
2		1	1														1.0
1		1															1.0
14		1	8	4	1												1.5
102		18	23	34	16	8	1			1	1						1.8
3	2				1												1.0
8				2				2	1	1		1	1				6.5
1						1											3.0
2						1					1						4.5
3				2			1										2.2
1			1														1.5
2		1	1														1.2
1				1													2.0
3		1	1	1													1.5

NOTE: Be sure to check for related offense codes when examining a particular type of crime. They may or may not be in sequential order or even on the same page.

B2 2006 Commitments by Minimum Term Distribution for Men and Women — All Offenses

Includes Additional Sentences Imposed

Page 14 of 18

B - 18

			TOTAL*	.5	1	1.5	2	2.5	3	3.5	4	4.5	5	10	15	20	25	>25	LIFE	AVG
GRAND TOTALS			12,283	323	2,015	2,498	3,054	651	737	240	395	184	431	930	331	141	77	95	126	3.2
VIOLATIONS			11,804	276	1,900	2,370	2,949	641	729	230	394	184	431	930	331	141	77	95	126	3.3
ATTEMPTS			424	47	115	128	105	10	8	10	1									1.3
Max. Penalty																				
750.505-A	Obstruction of Justice	5 ATTEMPTS	5			1	4													1.8
750.505-B	Accessory After the Fact to Felony	5 ATTEMPTS	17		3	6	6	2												1.6
			1				1													1.7
750.50B	Animals - Killing/Torturing	4 ATTEMPTS	1			1														1.3
750.50C7	Police Animal - Injure/Harass While Committing Crime	2 ATTEMPTS	1		1															.8
750.511	Railroads - Block/Wreck Track	LIFE ATTEMPTS	1				1													1.9
750.520B	CSC - 1st Degree - Multiple Variables	LIFE ATTEMPTS	40						2	1	2		4	11	6	4	5	5		14.8
			1						1											3.0
750.520B1A	CSC - 1st Degree - Person Under 13	LIFE ATTEMPTS	156				2	5	5	4	4	2	7	54	37	17	10	5	4	11.4
			2							2										3.2
750.520B1B	CSC - 1st Degree - Relationship	LIFE ATTEMPTS	44				1	2			1	2	4	14	12	3	2	2	1	10.8
750.520B1C	CSC - 1st Degree - During Felony	LIFE ATTEMPTS	6					1				1		1				1	2	17.9
750.520B1D	CSC - 1st Degree - Accomplices	LIFE ATTEMPTS	3						2									1		18.6
750.520B1E	CSC - 1st Degree - Weapon Used	LIFE ATTEMPTS	9											1	6	2				14.1
750.520B1F	CSC - 1st Degree - Personal Injury	LIFE ATTEMPTS	19						1	1		1		3	2	3	3	5		19.5
750.520B1G	CSC - 1st Degree - Injury to Incap. Victim	LIFE ATTEMPTS	2										1		1					8.5
750.520C	CSC - 2nd Degree - Multiple Variables	15 ATTEMPTS	41		2	6	7	3	3	4	1	1	6	6	1		1			4.1
750.520C1A	CSC - 2nd Degree - Person Under 13	15 ATTEMPTS	180		6	16	37	15	17	7	18	3	21	31	7	2				4.1
			15		2	5	7			1										1.7
750.520C1B	CSC - 2nd Degree - Relationship	15 ATTEMPTS	37			3	6	2	6		2		9	8	1					4.3
			1							1										3.2
750.520C1C	CSC - 2nd Degree - During Felony	15 ATTEMPTS	3					1					1	1						4.4
750.520C1D	CSC - 2nd Degree - Accomplices	15 ATTEMPTS	2			1			1											2.2
750.520C1E	CSC - 2nd Degree - Weapon Used	15 ATTEMPTS	2	1			1													1.2

NOTE: Be sure to check for related offense codes when examining a particular type of crime. They may or may not be in sequential order or even on the same page.

B2 2006 Commitments by Minimum Term Distribution for Men and Women — All Offenses

Includes Additional Sentences Imposed
Page 15 of 18

B - 19

			TOTAL*	.5	1	1.5	2	2.5	3	3.5	4	4.5	5	10	15	20	25	>25	LIFE	AVG
GRAND TOTALS			12,283	323	2,015	2,498	3,054	651	737	240	395	184	431	930	331	141	77	95	126	3.2
VIOLATIONS			11,804	276	1,900	2,370	2,949	641	729	230	394	184	431	930	331	141	77	95	126	3.3
ATTEMPTS			424	47	115	128	105	10	8	10	1									1.3
Max. Penalty																				
750.520C1F	CSC - 2nd Degree - Personal Injury	15	13			3	1		1		2		3	3						4.4
	ATTEMPTS		1					1												2.2
750.520C1G	CSC - 2nd Degree - Injury to Incap. Victim	15	2			1		1												2.0
	ATTEMPTS																			
750.520C1H	CSC - 2nd Degree - Mentally Disabled Relationship	15	1			1														1.5
	ATTEMPTS																			
750.520C1K	CSC - 2nd Degree - County Prisoner	15	1			1														1.3
	ATTEMPTS																			
750.520D	CSC - 3rd Degree - Multiple Variables	15	55		1	1	4	3	8	2	4	1	6	23	2					5.5
	ATTEMPTS		2		1		1													1.4
750.520D1A	CSC - 3rd Degree - Person 13-15	15	176		9	17	24	8	19	2	21	6	12	53	5					4.5
	ATTEMPTS		24		2	8	12	1		1										1.7
750.520D1B	CSC - 3rd Degree - Force/Coercion	15	45			1	5	3	6	2	3	1	6	15	3					5.5
	ATTEMPTS		6		1		3	1		1										2.0
750.520D1C	CSC - 3rd Degree - Incapacitated Victim	15	11				3	1		1		2	2	2						4.0
	ATTEMPTS		1			1														1.3
750.520D1D	CSC - 3rd Degree - Incest	15	16					1	1	1	2		2	9						6.4
	ATTEMPTS																			
750.520E	CSC - 4th Degree - Multiple Variables	2	8		2	5	1													1.3
	ATTEMPTS																			
750.520E1A-A	CSC - 4th Degree - Victim 13-16	2	25		1	19	2	1		1	1									1.5
	ATTEMPTS																			
750.520E1A	CSC - 4th Degree - Force/Coercion	2	28		3	20	5													1.3
	ATTEMPTS																			
750.520E1B	CSC - 4th Degree - Incapacitated Victim	2	3			3														1.3
	ATTEMPTS																			
750.520E1G	CSC - 4th Degree - Incest	2	1			1														1.3
	ATTEMPTS																			
750.520G1	CSC - Assault w/Intent to Commit Sexual Penetration	10	87		1	5	33	7	8	8	6	2	8	9						3.0
	ATTEMPTS		2				2													1.9
750.520G2	CSC - 2nd Degree Assault	5	28		2	8	11	2	2	2			1							2.0
	ATTEMPTS																			
750.529	Robbery - Armed	LIFE	517		5	5	19	30	40	30	20	38	39	159	88	22	11	8	3	8.0
	ATTEMPTS		7		2	2	1	2												1.6
750.529A	Carjacking	LIFE	57			1	2	2	2	5	4	2	7	19	6	4	1	2		8.5
	ATTEMPTS		2		1		1													1.5
750.530	Robbery - Unarmed	15	309	5	16	32	76	30	37	11	30	13	20	34	4		1			3.3
	ATTEMPTS		7		1	3	3													1.6

NOTE: Be sure to check for related offense codes when examining a particular type of crime. They may or may not be in sequential order or even on the same page.

B2 2006 Commitments by Minimum Term Distribution for Men and Women — All Offenses

Includes Additional Sentences Imposed
Page 16 of 18

B - 20

GRAND TOTALS		
VIOLATIONS		
ATTEMPTS		
Max. Penalty		
750.531-A	Bank Robbery	LIFE ATTEMPTS
750.531-B	Safe Breaking	LIFE ATTEMPTS
750.531	Bank Robbery/Safe Breaking	LIFE ATTEMPTS
750.535-A	Stolen Property - Rec & Conc Over \$100 (obsolete)	5 ATTEMPTS
750.5352A	Stolen Property - Rec & Conc \$20,000 or More	10 ATTEMPTS
750.5353A	Stolen Property - Rec & Conc \$1,000 - < \$20,000	5 ATTEMPTS
750.5353B	Stolen Property - Rec & Conc \$200 - < \$1,000, 2nd+ Offense	5 ATTEMPTS
750.5357	Stolen Property - Rec & Conc Motor Vehicle	5 ATTEMPTS
750.535A2	Motor Vehicles - Operating a Chop Shop	10 ATTEMPTS
750.535B	Weapons - Firearms - Receive & Conceal	10 ATTEMPTS
750.539J2B	Capture/Distribute Image of Unclothed Person	5 ATTEMPTS
750.540	Telephone - Tap/Cut Lines	2 ATTEMPTS
750.543M	False Report or Threat of Terrorism	20 ATTEMPTS
750.72-A	Arson - Dwelling House	20 ATTEMPTS
750.72-B	Arson - Dwelling House Curtilage	20 ATTEMPTS
750.72	Arson Dwelling House/Curtilage	20 ATTEMPTS
750.73	Arson - Real Property	10 ATTEMPTS
750.741C1	Arson - Pers. Prop. \$1,000 - < \$20,000	5 ATTEMPTS
750.741D1	Arson - Pers. Prop. \$20,000 or More	10 ATTEMPTS

TOTAL*	.5	1	1.5	2	2.5	3	3.5	4	4.5	5	10	15	20	25	>25	LIFE	AVG
12,283	323	2,015	2,498	3,054	651	737	240	395	184	431	930	331	141	77	95	126	3.2
11,804	276	1,900	2,370	2,949	641	729	230	394	184	431	930	331	141	77	95	126	3.3
424	47	115	128	105	10	8	10	1									1.3
50		7	5	9	3	9	4			8	2	1		1	1		4.2
25		1		6	1	4	1	2		7	3						3.8
1				1				1									1.9
1																	3.6
1			1														1.5
13	1	2	2	3		2	1	1			1						2.4
2	1	1															.6
93	1	8	31	39	6	5	1	1			1						1.8
2				2													1.8
2					2												2.2
200	12	106	45	26	4	4		2	1								1.2
5	1	1	3														1.0
2		1				1											2.0
22		3	5	7	1	2	1	2		1							2.1
1						1											3.0
3				2	1												2.0
2	1			1													1.1
2										1	1						7.4
27			4	6	2	1		4	5	1	4						3.5
3	1		1	1													1.3
1						1											2.8
2			1								1						4.2
17			2	9	1	1				2	2						2.7
1				1													2.0
4		1		2		1											1.9
3			2			1											2.0

NOTE: Be sure to check for related offense codes when examining a particular type of crime. They may or may not be in sequential order or even on the same page.

B2 2006 Commitments by Minimum Term Distribution for Men and Women — All Offenses

Includes Additional Sentences Imposed
Page 17 of 18

B - 21

GRAND TOTALS		
VIOLATIONS		
ATTEMPTS		
Max. Penalty		
750.771C1	Arson - Prepare to Burn Property \$1,000 - < \$20,000	5 ATTEMPTS
750.771D1	Arson - Prepare to Burn Property \$20,000 or More	10 ATTEMPTS
750.78	Arson - Woods/Prairies	4 ATTEMPTS
750.812	Domestic Violence	MISD ATTEMPTS
750.814	Domestic Violence, 3rd Offense	2 ATTEMPTS
750.81A	Assault - Aggravated	1 ATTEMPTS
750.81A3	Domestic Violence - Aggravated 2nd Offense	2 ATTEMPTS
750.81C2	Assault/Battery of DHS Employee	2 ATTEMPTS
750.81D1	Police Officer - Assault/Resist/Obstruct	2 ATTEMPTS
750.81D2	Police Officer - Assault/Resist/Obstruct Causing Injury	4 ATTEMPTS
750.81D3	Police Officer - Assault/Resist/Obstruct Serious Impairment	15 ATTEMPTS
750.82	Felonious Assault	4 ATTEMPTS
750.83	Assault w/Intent to Murder	LIFE ATTEMPTS
750.84	Assault w/Intent to do Great Body Harm Less Than Murder	10 ATTEMPTS
750.85	Torture	LIFE ATTEMPTS
750.86	Assault w/Intent to Maim	10 ATTEMPTS
750.87	Assault w/Intent to Commit Felony	10 ATTEMPTS
750.88	Assault w/Intent to Rob While Unarmed	15 ATTEMPTS
750.89	Assault w/Intent to Rob While Armed	LIFE ATTEMPTS

TOTAL*	.5	1	1.5	2	2.5	3	3.5	4	4.5	5	10	15	20	25	>25	LIFE	AVG
12,283	323	2,015	2,498	3,054	651	737	240	395	184	431	930	331	141	77	95	126	3.2
11,804	276	1,900	2,370	2,949	641	729	230	394	184	431	930	331	141	77	95	126	3.3
424	47	115	128	105	10	8	10	1									1.3
1					1												2.5
3		1		2													1.5
2			1	1													1.4
1					1												2.5
1				1													2.0
75	2	25	30	12	2	3		1									1.4
2	2																.5
7		1	6														1.2
1		1															1.0
231	12	60	115	27	4	5	1	4		1	2						1.4
1			1														1.5
33	1	4	10	11	3	3					1						1.8
2		1									1						3.5
261	16	48	81	73	18	10	3	7		2	1				1	1	1.8
7		1	6														1.2
127				3		3	2	2	2	4	41	34	15	6	12	3	13.4
283	2	18	23	70	11	31	17	32	10	21	44	3				1	3.4
12		1	3	3	2	1	1	1									2.1
2												2					15.0
2						1					1						4.8
1								1									4.0
36		1	3	7	1	5	1	7	1	5	3		2				4.3
86		3		3	10	2	6		5	7	27	17	3	1	2		7.9

NOTE: Be sure to check for related offense codes when examining a particular type of crime. They may or may not be in sequential order or even on the same page.

B2 2006 Commitments by Minimum Term Distribution for Men and Women — All Offenses

Includes Additional Sentences Imposed
Page 18 of 18

B - 22

GRAND TOTALS		
VIOLATIONS		
ATTEMPTS		
Max. Penalty		
750.91	Homicide - Attempted Murder	LIFE ATTEMPTS
752.7972A	Computers - Unauthorized Access	5 ATTEMPTS
752.7973D	Computers - Use to Commit Crime Max 4 - < 10 yrs	7 ATTEMPTS
752.7973E	Computers - Use to Commit Crime Max 10 - < 20 yrs	10 ATTEMPTS
752.7973F	Computers - Use to Commit Crime Max 20 yrs or More	20 ATTEMPTS
752.811A	Break & Enter - Coin-Operated Device	3 ATTEMPTS
752.861	Weapons - Firearms, Careless Use Cause Injury/Death	2 ATTEMPTS
769.12	Habitual Offender - 4th Offense	LIFE ATTEMPTS
800.2811	Prisons - Furnish Contraband to Prisoner In Prison	5 ATTEMPTS
800.2813	Prisons - Bringing Contraband Into	5 ATTEMPTS
800.2814	Prisons - Prisoner Possessing Contraband	5 ATTEMPTS
800.2834	Prisons - Prisoner Possessing Weapon	5 ATTEMPTS
801.2622	Jail - Prisoner Possess Weapon	5 ATTEMPTS
801.2631	Jail - Furnish Contraband to Prisoner	5 ATTEMPTS
801.2632	Jails - Prisoner Possessing Contraband	5 ATTEMPTS

TOTAL*	.5	1	1.5	2	2.5	3	3.5	4	4.5	5	10	15	20	25	>25	LIFE	AVG
12,283	323	2,015	2,498	3,054	651	737	240	395	184	431	930	331	141	77	95	126	3.2
11,804	276	1,900	2,370	2,949	641	729	230	394	184	431	930	331	141	77	95	126	3.3
424	47	115	128	105	10	8	10	1									1.3
1												1					11.3
1		1															1.0
9		1	1	3	2		1			1							2.2
1				1													2.0
3						2					1						4.0
13	1	1	7	3	1												1.4
2			1	1													1.6
3				1												2	2.0
1		1															.7
9	2	2	2	3													1.2
27	1	11	10	4	1												1.2
1		1															.9
64		18	22	16	3	4	1										1.5
7	1	5	1														.9
1					1												2.5
4			3			1											1.7
4		1	3														1.2

NOTE: Be sure to check for related offense codes when examining a particular type of crime. They may or may not be in sequential order or even on the same page.

*Sentences with Insufficient Information = 55.

Largest minimum term is reported.

When minimum terms exceed maximum penalties, that may be due to anomalies in criminal justice practices, habitualized offenses, database errors, etc.

Each minimum term category is rounded up from the preceding category (for example, the ten-year category includes all minimums longer than five years up to exactly ten years).

Minimum term averages are based on raw data (with life sentences excluded from the calculations).

Source: Corrections Management Information System (CMIS)

B2a 2006 Commitments by Minimum Term Distribution for Men and Women — Non-Assaultive

Includes Additional Sentences Imposed
Page 1 of 9

B - 23

			TOTAL	.5	1	1.5	2	2.5	3	3.5	4	4.5	5	10	15	20	25	>25	LIFE	AVG
GRAND TOTALS			5,483	169	1,091	1,356	1,910	296	269	65	114	25	111	69	5	1			2	1.8
VIOLATIONS			5,276	142	1,039	1,282	1,863	294	265	64	114	25	111	69	5	1			2	1.8
ATTEMPTS			207	27	52	74	47	2	4	1										1.2
Max. Penalty																				
28.2951A-A	State ID Card - Altered/Forged/Used to Commit Felony	10 ATTEMPTS	1		1															1.0
28.729	Sex Offender - Fail to Register	4 ATTEMPTS	70 3	2	23 3	24	17	1	2		1									1.4 .9
28.7291B	Sex Offender - Fail to Register 2nd Offense	7 ATTEMPTS	7		2	1	3		1											1.7
28.7292C	Sex Offender - Fail to Report, 3rd Offense	4 ATTEMPTS	2			2														1.2
257.254	MV Code - Intent to Pass False Title	10 ATTEMPTS	10		5	2	3													1.3
257.257	License Documents/Plates Forgery	5 ATTEMPTS	4 2	2 1	1 1		1													.8 .6
257.3107A	Driver's License-Forged w/Int Commit Crime Max 10 yrs or More	10 ATTEMPTS	1						1											2.8
257.3107B	Driver's License-Forged w/Int Commit Crime Max 6 mos - < 10 yrs	5 ATTEMPTS	1		1															.9
257.312	Operating - Violation of Restricted License	MISD ATTEMPTS	1			1														1.1
257.618	Fail to Stop at Property Damage Accident (Attended Vehicle)	MISD ATTEMPTS	1		1															1.0
257.6251-A	Operating - While Intoxicated	MISD ATTEMPTS	8	1	2	4	1													1.2
257.62510C	Operating - OWI, 3rd Offense	1 ATTEMPTS	2			1	1													1.7
257.6253A	Operating - Impaired	MISD ATTEMPTS	1		1															1.0
257.6256	OWI - Impaired, 3rd Felony	5 ATTEMPTS	2		1			1												1.7
257.6256B	OWI - Impaired w/Contr. Sub, 2nd Offense	1 ATTEMPTS	1						1											3.0
257.6256D	OWI - Impaired w/Contr. Sub, 3rd Offense	5 ATTEMPTS	629	7	142	193	207	40	20	6	7		6	1						1.6
257.6257A1	OWI - w/Occupant Less Than 16	1 ATTEMPTS	2			1	1													1.7
257.6257A2	OWI - w/Occupant Less Than 16, 2nd+ Offense	5 ATTEMPTS	18		3	8	5		2											1.6
257.903	Motor Vehicle Code - False Certification	5 ATTEMPTS	5	1	3	1														.9

NOTE: Be sure to check for related offense codes when examining a particular type of crime. They may or may not be in sequential order or even on the same page.

B2a 2006 Commitments by Minimum Term Distribution for Men and Women — Non-Assaultive

Includes Additional Sentences Imposed
Page 2 of 9

B - 24

GRAND TOTALS		
VIOLATIONS		
ATTEMPTS		
Max. Penalty		
257.9041C	Operate - Allow Suspended/Revoked/ Denied to Operate, 2nd+ Offense	1 ATTEMPTS
400.602-B	Fraud - Welfare (Failure to Inform) \$500 or More	4 ATTEMPTS
400.606	Medicaid Fraud - Conspiracy	10 ATTEMPTS
436.17031A	Alcohol - Purchase/Consume/Possess by Minor	MISD ATTEMPTS
445.65	Identity Theft	5 ATTEMPTS
445.67	Identity Theft - Obtain/Possess/Transfer ID w/Intent	5 ATTEMPTS
500.45111	Insurance - Fraudulent Acts	4 ATTEMPTS
570.152	Contractor - Fraudulent Use of Building Contract Fund	3 ATTEMPTS
750.110-A	Break & Enter - Unoccupied Bldg. w/Intent	10 ATTEMPTS
750.110	Break & Enter - A Building w/Intent	15 ATTEMPTS
750.110A3	Home Invasion - 2nd Degree	15 ATTEMPTS
750.110A4	Home Invasion - 3rd Degree	5 ATTEMPTS
750.111	Break & Enter - Entry w/o Breaking w/Intent	5 ATTEMPTS
750.116	Burglar's Tools - Possession	10 ATTEMPTS
750.117	Public Officer - Bribery	4 ATTEMPTS
750.1227A	Witness - Bribe/Intimidate/Interfere	4 ATTEMPTS
750.1313C	Check - Non-Sufficient Funds \$500 or More	2 ATTEMPTS
750.131A1	Check - No Account	2 ATTEMPTS
750.131A2	Check - Non-Sufficient Funds - 3 Within 10 Days	2 ATTEMPTS

TOTAL	.5	1	1.5	2	2.5	3	3.5	4	4.5	5	10	15	20	25	>25	LIFE	AVG
5,483	169	1,091	1,356	1,910	296	269	65	114	25	111	69	5	1			2	1.8
5,276	142	1,039	1,282	1,863	294	265	64	114	25	111	69	5	1			2	1.8
207	27	52	74	47	2	4	1										1.2
2			2														1.3
1			1														1.3
1										1							5.0
1			1														1.5
38	1	14	9	9	3	1	1										1.4
1		1															.9
5		2		2	1												1.6
1	1																.1
1	1																.5
2						1		1									3.5
1			1														1.5
417	12	57	88	137	28	33	11	17	4	21	9						2.1
45	6	7	10	20	1	1											1.4
537	6	48	65	128	66	69	19	47	15	38	32	3	1				2.8
18		3	5	10													1.6
88	1	11	31	32	11	2											1.6
18		7	4	6		1											1.4
1			1														1.4
18		4	8	5		1											1.5
1			1														1.5
7			3	2		1	1										2.0
9			6	2		1											1.6
1		1															1.0
29	2	10	13	3		1											1.2
9	1	4	2	1	1												1.2

NOTE: Be sure to check for related offense codes when examining a particular type of crime. They may or may not be in sequential order or even on the same page.

B2a 2006 Commitments by Minimum Term Distribution for Men and Women — Non-Assaultive

Includes Additional Sentences Imposed
Page 3 of 9

B - 25

			TOTAL	.5	1	1.5	2	2.5	3	3.5	4	4.5	5	10	15	20	25	>25	LIFE	AVG
GRAND TOTALS			5,483	169	1,091	1,356	1,910	296	269	65	114	25	111	69	5	1			2	1.8
VIOLATIONS			5,276	142	1,039	1,282	1,863	294	265	64	114	25	111	69	5	1			2	1.8
ATTEMPTS			207	27	52	74	47	2	4	1										1.2
Max. Penalty																				
750.147B	Ethnic Intimidation	2	1	1																.5
	ATTEMPTS																			
750.157A	Compounding Offenses	5	1												1					12.0
	ATTEMPTS																			
750.157N1	Financial Transaction Device - Steal/	4	58	5	21	20	9	3												1.2
	Retain w/o Consent	ATTEMPTS	6		1	4	1													1.3
750.157N2	Financial Transaction Device - Possess	4	3		2			1												1.4
	Fraudulent One	ATTEMPTS																		
750.157P	Financial Transaction Device - Possess	4	12		4	5	2	1												1.3
	w/Intent to Use/Sell	ATTEMPTS	3			3														1.3
750.157Q	Financial Transaction Device - Illegal	4	14		4	7	3													1.3
	Sale/Use	ATTEMPTS	1		1															1.0
750.157V	Financial Transaction Device - False ID	4	2		1	1														1.0
	ATTEMPTS																			
750.157W1C1	Financial Transaction Device - Fraud	5	1			1														1.5
	\$1,000 - < \$20,000	ATTEMPTS																		
750.159I1	Criminal Enterprise - Conducting	20	15		1	1	2		1				3	6	1					5.3
	ATTEMPTS		1							1										3.2
750.161	Desertion/Abandon/Non-Support	3	9		2	4	2		1											1.6
	ATTEMPTS		3		3															1.0
750.165	Child Support - Fail to Pay	4	82	1	19	28	25	5	4											1.5
	ATTEMPTS		9	3		6														.9
750.174-B	Embezzlement - Agent or Trustee	10	1	1																.3
	Over \$100	ATTEMPTS																		
750.1744A	Embezzlement - Agent or Trustee	5	19	1	3	11	1		2		1									1.5
	\$1,000 - < \$20,000	ATTEMPTS	1			1														1.7
750.1745A	Embezzlement - Agent or Trustee	10	11			2	4	1	2				2							2.5
	\$20,000 - < \$50,000	ATTEMPTS	1					1												2.5
750.174A	Embezzlement - From Vulnerable Adult	10																		
	ATTEMPTS		1	1																.3
750.174A4A	Embezzlement - Vulnerable Adult	5	2				1		1											2.3
	\$1,000 - < \$20,000	ATTEMPTS																		
750.174A5A	Embezzlement - Vulnerable Adult	10	3				3													1.8
	\$20,000 or More	ATTEMPTS	1			1														2.0
750.176	Embezzlement - Administrator/Executor/	10	1			1														1.4
	Guardian	ATTEMPTS																		
750.183-A	Escape - Aiding Prisoner - Felony	7																		
	ATTEMPTS		1			1														1.4

NOTE: Be sure to check for related offense codes when examining a particular type of crime. They may or may not be in sequential order or even on the same page.

B2a 2006 Commitments by Minimum Term Distribution for Men and Women — Non-Assaultive

Includes Additional Sentences Imposed
Page 4 of 9

B - 26

GRAND TOTALS		
VIOLATIONS		
ATTEMPTS		
Max. Penalty		
750.186A	Escape - Juvenile Facility	4
	ATTEMPTS	
750.193	Escape - Prison	5
	ATTEMPTS	
750.1951	Escape - From Misdemeanor Jail Sentence	2
	ATTEMPTS	
750.1952	Escape - From Felony Jail Sentence	4
	ATTEMPTS	
750.1972	Escape - Awaiting Trial for Felony	4
	ATTEMPTS	
750.199A	Bond - Absconding or Forfeiting	4
	ATTEMPTS	
750.218-A	False Pretenses - \$100 or Less, 4th	10
	ATTEMPTS	
750.218-B	False Pretenses - Over \$100	10
	ATTEMPTS	
750.2184A	False Pretenses - \$1,000 - < \$20,000	5
	ATTEMPTS	
750.2184B	False Pretenses - \$200 - < \$1,000, 2nd Offense	5
	ATTEMPTS	
750.2185A	False Pretenses - \$20,000 or More	10
	ATTEMPTS	
750.219E	Financial Institution - Unauthorized Credit Application	4
	ATTEMPTS	
750.2241-A	Weapons - Dangerous Weapon, Misc.	5
	ATTEMPTS	
750.224A	Weapons - Taser, Possess or Sale	4
	ATTEMPTS	
750.224B	Weapons - Firearms, Short-Barrel Shotgun/ Rifle	5
	ATTEMPTS	
750.224F	Weapons - Firearms, Possess by Felon	5
	ATTEMPTS	
750.226	Weapons - Dangerous Weapon, Carry w/Unlawful Intent	5
	ATTEMPTS	
750.227	Weapons - Carrying Concealed	5
	ATTEMPTS	
750.227B-A	Weapons - Felony Firearm	2
	ATTEMPTS	

TOTAL	.5	1	1.5	2	2.5	3	3.5	4	4.5	5	10	15	20	25	>25	LIFE	AVG
5,483	169	1,091	1,356	1,910	296	269	65	114	25	111	69	5	1			2	1.8
5,276	142	1,039	1,282	1,863	294	265	64	114	25	111	69	5	1			2	1.8
207	27	52	74	47	2	4	1										1.2
1				1													2.0
2			2														1.3
16	1	3	4	3	2			1		1	1						2.0
5		1	2	2													1.5
11		1	2	6	2												1.8
5		2	1		2												1.6
2	1	1															.7
22		1	10	7	2	1		1									1.7
1			1														1.3
1																	1.5
1		1															1.0
25		6	5	9	3	1		1									1.7
2		2															.9
2				2													1.9
16	1	2	1	7	4					1							1.9
2		1		1													1.4
2				2													1.8
3			2	1													1.6
6		2	2	2													1.3
214	22	62	38	44	15	17	6	5		2	3						1.6
3			2	1													1.5
8	1	2	3	2													1.3
113	3	27	27	38	5	4	7			2							1.6
4		1	2	1													1.3
591				591													2.0
1				1													2.0

NOTE: Be sure to check for related offense codes when examining a particular type of crime. They may or may not be in sequential order or even on the same page.

B2a 2006 Commitments by Minimum Term Distribution for Men and Women — Non-Assaultive

Includes Additional Sentences Imposed
Page 5 of 9

B - 27

			TOTAL	.5	1	1.5	2	2.5	3	3.5	4	4.5	5	10	15	20	25	>25	LIFE	AVG
GRAND TOTALS			5,483	169	1,091	1,356	1,910	296	269	65	114	25	111	69	5	1			2	1.8
VIOLATIONS			5,276	142	1,039	1,282	1,863	294	265	64	114	25	111	69	5	1			2	1.8
ATTEMPTS			207	27	52	74	47	2	4	1										1.2
Max. Penalty																				
750.227B-B	Weapons - Felony Firearm, 2nd Offense	5 ATTEMPTS	29				1						28							4.8
750.227B	Weapons - Felony Firearm	10 ATTEMPTS	1				1													2.0
750.227C	Weapons - Firearms, Possess Loaded in Vehicle	2 ATTEMPTS	2		1		1													1.4
750.248	Forgery	14 ATTEMPTS	41		7	11	10	3	5		4			1						2.0
750.248A	Financial Transaction Device - Utter & Publish	4 ATTEMPTS	2			2														1.5
750.249	Uttering & Publishing	14 ATTEMPTS	1				1													1.9
750.252	Utter & Publish - Possess Counterfeit Note w/Intent	7 ATTEMPTS	369	8	88	136	101	13	15	1	1		3	3						1.5
750.253	Utter & Publish - Counterfeit Bills/Notes	5 ATTEMPTS	24	3	7	12	1		1											1.1
750.254	Utter & Publish - Possess Counterfeit Bank/State/Bills	5 ATTEMPTS	1				1													2.0
750.255	Counterfeiting - Possession of Tools	10 ATTEMPTS	1			1														1.5
750.260	Counterfeiting - Coins/Possess 5 or More	LIFE ATTEMPTS	1				1													1.7
750.261	Counterfeiting - Coins/Possess Less Than 5	10 ATTEMPTS	1																	1.0
750.2633	Counterfeiting - Del/Poss w/False ID Mark Felony	5 ATTEMPTS	2				2													2.0
750.280	Fraud - Common Law	10 ATTEMPTS	1			1														1.8
750.285	Obtain Personal Identity Info w/o Permission	5 ATTEMPTS	1																	1.5
750.3562A	Larceny - \$20,000 or More	10 ATTEMPTS	7	1	1	1	3	1												1.5
750.3563A	Larceny - \$1,000 - < \$20,000	5 ATTEMPTS	2		1						1									2.5
750.356A1	Larceny - From Motor Vehicle	5 ATTEMPTS	1			1														1.5
750.356A2C1	Break and Enter - Vehicle Steal Property \$1,000 - < \$20,000	5 ATTEMPTS	52	1	10	11	19	4	4		3									1.8
			2	1		1														.9
			65	2	21	22	14	4	1	1										1.4
			4		1	2	1													1.3
			13		3	3	5	2												1.6

NOTE: Be sure to check for related offense codes when examining a particular type of crime. They may or may not be in sequential order or even on the same page.

B2a 2006 Commitments by Minimum Term Distribution for Men and Women — Non-Assaultive

Includes Additional Sentences Imposed
Page 6 of 9

B - 28

			TOTAL	.5	1	1.5	2	2.5	3	3.5	4	4.5	5	10	15	20	25	>25	LIFE	AVG
GRAND TOTALS			5,483	169	1,091	1,356	1,910	296	269	65	114	25	111	69	5	1			2	1.8
VIOLATIONS			5,276	142	1,039	1,282	1,863	294	265	64	114	25	111	69	5	1			2	1.8
ATTEMPTS			207	27	52	74	47	2	4	1										1.2
Max. Penalty																				
750.356A2D1	Break and Enter - Vehicle Steal Property \$20,000 or More	10 ATTEMPTS	2		1		1													1.5
750.356A3	Break and Enter - Vehicle With Damage	5 ATTEMPTS	46	4	16	8	14	1	3											1.4
750.356B	Break and Enter - Coin Telephone	4 ATTEMPTS	1		1															1.0
750.356C	Retail Fraud - 1st Degree	5 ATTEMPTS	3		2		1													1.3
750.357	Larceny from Person	10 ATTEMPTS	242	9	72	70	62	13	12	1	3									1.5
750.357B	Weapons - Firearms - Larceny	5 ATTEMPTS	1				1													1.7
750.360	Larceny in Building	4 ATTEMPTS	137	4	26	27	39	5	14	3	9	3		7						2.1
750.3622A	Larceny by Conversion \$20,000 or More	10 ATTEMPTS	3			1	1		1											2.0
750.3623A	Larceny By Conversion \$1,000 - < \$20,000	5 ATTEMPTS	16	1	3	5	5	1	1											1.5
750.362A2A	Failure to Return Rented Property \$20,000 or More	10 ATTEMPTS	183	6	36	78	46	10	5		2									1.5
750.362A3A	Failure to Return Rented Property \$1,000 - < \$20,000	5 ATTEMPTS	14	3	5	6														.9
750.3633A	Larceny by False Personation \$1,000 - < \$20,000	5 ATTEMPTS	2			1	1													1.4
750.377A1B1	Malicious Destruction Personal Property \$1,000 - < \$20,000	5 ATTEMPTS	16		2	11	1		1	1										1.6
750.377A1B2	Mal. Destr. Personal Property \$200 - < \$1,000, 2nd+ Offense	5 ATTEMPTS	2		1		1													1.3
750.377A1C1	Malicious Destruction Personal Property \$200 - < \$1,000	1 ATTEMPTS	1		1															1.0
750.3802A	Malicious Destruction Building \$20,000 or More	10 ATTEMPTS	2		1		1													1.3
750.3803A	Malicious Destruction Building \$1,000 - < \$20,000	5 ATTEMPTS	1			1														1.5
750.3804A	Malicious Destruction Building \$200 - < \$1,000	1 ATTEMPTS	24	1	5	11	5	1	1											1.4
750.3821C1	Malicious Destr. Trees/Shrubs/etc. \$1,000 - < \$20,000	5 ATTEMPTS	3	1	2		1													.7
			1				1													2.0
			1						1											3.0
			3			1	2													1.8
			9	1	2	1	2	1	1					1						2.3
			1	1																.5
			1				1													1.9

NOTE: Be sure to check for related offense codes when examining a particular type of crime. They may or may not be in sequential order or even on the same page.

B2a 2006 Commitments by Minimum Term Distribution for Men and Women — Non-Assaultive

Includes Additional Sentences Imposed
Page 7 of 9

B - 29

GRAND TOTALS		
VIOLATIONS		
ATTEMPTS		
Max. Penalty		
750.3875A	Malicious Destr. Tombs/Memorials \$1,000 - < \$20,000	5 ATTEMPTS
750.411A1B	False Report of a Felony	4 ATTEMPTS
750.411A3A	False Report/Threat of Bomb/Harmful Device	4 ATTEMPTS
750.413	Motor Vehicle - Unlawfully Driving Away	5 ATTEMPTS
750.414	Motor Vehicle - Unlawful Use	2 ATTEMPTS
750.4152	Motor Vehicle - Conceal/Misrepresent Identity to Mislead	4 ATTEMPTS
750.422-A	Perjury - Court Proceeding Capital Crime	LIFE ATTEMPTS
750.422-B	Perjury - Court Proceeding	15 ATTEMPTS
750.423	Perjury - Other Than Court Proceeding	15 ATTEMPTS
750.439	Polygamy	4 ATTEMPTS
750.451-D	Prostitution - 3rd+ Offense	2 ATTEMPTS
750.483A6B	Tamper w/Evidence - Criminal Case Max >10 yr Term	10 ATTEMPTS
750.49-B	Animals - Attending Fight	4 ATTEMPTS
750.502D	Anhydrous Ammonia Container Unauthorized Tampering	4 ATTEMPTS
750.505-A	Obstruction of Justice	5 ATTEMPTS
750.505-B	Accessory After the Fact to Felony	5 ATTEMPTS
750.50B	Animals - Killing/Torturing	4 ATTEMPTS
750.535-A	Stolen Property - Rec & Conc Over \$100 (obsolete)	5 ATTEMPTS
750.5352A	Stolen Property - Rec & Conc \$20,000 or More	10 ATTEMPTS

TOTAL	.5	1	1.5	2	2.5	3	3.5	4	4.5	5	10	15	20	25	>25	LIFE	AVG
5,483	169	1,091	1,356	1,910	296	269	65	114	25	111	69	5	1			2	1.8
5,276	142	1,039	1,282	1,863	294	265	64	114	25	111	69	5	1			2	1.8
207	27	52	74	47	2	4	1										1.2
1	1																.2
12		5	6	1													1.2
1						1											3.0
196	5	50	64	57	12	4		2	1		1						1.5
9	3	1	3	2													1.1
38	4	9	17	5	2	1											1.2
1		1															1.0
1						1											3.0
5				1		1	1	1	1								3.3
1				1													2.0
1		1															.6
1		1															1.0
7		1	5	1													1.3
2		1	1														1.2
1				1													2.0
3		1	1	1													1.5
5			1	4													1.8
17		3	6	6	2												1.6
1				1													1.7
1			1														1.3
1			1														1.5
13	1	2	2	3		2	1	1			1						2.4
2	1	1															.6

NOTE: Be sure to check for related offense codes when examining a particular type of crime. They may or may not be in sequential order or even on the same page.

B2a 2006 Commitments by Minimum Term Distribution for Men and Women — Non-Assaultive

Includes Additional Sentences Imposed
Page 8 of 9

B - 30

			TOTAL	.5	1	1.5	2	2.5	3	3.5	4	4.5	5	10	15	20	25	>25	LIFE	AVG
GRAND TOTALS			5,483	169	1,091	1,356	1,910	296	269	65	114	25	111	69	5	1			2	1.8
VIOLATIONS			5,276	142	1,039	1,282	1,863	294	265	64	114	25	111	69	5	1			2	1.8
ATTEMPTS			207	27	52	74	47	2	4	1										1.2
Max. Penalty																				
750.5353A	Stolen Property - Rec & Conc \$1,000 - < \$20,000	5 ATTEMPTS	93 2	1	8	31	39 2	6	5	1	1			1						1.8 1.8
750.5353B	Stolen Property - Rec & Conc \$200 - < \$1,000, 2nd+ Offense	5 ATTEMPTS	2					2												2.2
750.5357	Stolen Property - Rec & Conc Motor Vehicle	5 ATTEMPTS	200 5	12 1	106 1	45 3	26	4	4		2	1								1.2 1.0
750.535A2	Motor Vehicles - Operating a Chop Shop	10 ATTEMPTS	2		1				1											2.0
750.535B	Weapons - Firearms - Receive & Conceal	10 ATTEMPTS	22 1		3	5	7	1	2 1	1	2		1							2.1 3.0
750.540	Telephone - Tap/Cut Lines	2 ATTEMPTS	2	1			1													1.1
750.543M	False Report or Threat of Terrorism	20 ATTEMPTS	2										1	1						7.4
752.7972A	Computers - Unauthorized Access	5 ATTEMPTS	1		1															1.0
752.7973D	Computers - Use to Commit Crime Max 4 - < 10 yrs	7 ATTEMPTS	9		1	1	3	2		1			1							2.2
752.7973E	Computers - Use to Commit Crime Max 10 - < 20 yrs	10 ATTEMPTS	1				1													2.0
752.7973F	Computers - Use to Commit Crime Max 20 yrs or More	20 ATTEMPTS	3						2					1						4.0
752.811A	Break & Enter - Coin-Operated Device	3 ATTEMPTS	13	1	1	7	3	1												1.4
769.12	Habitual Offender - 4th Offense	LIFE ATTEMPTS	3				1												2	2.0
800.2811	Prisons - Furnish Contraband to Prisoner In Prison	5 ATTEMPTS	1		1															.7
800.2813	Prisons - Bringing Contraband Into	5 ATTEMPTS	9	2	2	2	3													1.2
800.2814	Prisons - Prisoner Possessing Contraband	5 ATTEMPTS	27 1	1	11 1	10	4	1												1.2 .9
800.2834	Prisons - Prisoner Possessing Weapon	5 ATTEMPTS	64 7		18 5	22 1	16	3	4	1										1.5 .9
801.2622	Jail - Prisoner Possess Weapon	5 ATTEMPTS	1					1												2.5
801.2631	Jail - Furnish Contraband to Prisoner	5 ATTEMPTS	4			3			1											1.7

NOTE: Be sure to check for related offense codes when examining a particular type of crime. They may or may not be in sequential order or even on the same page.

B2a 2006 Commitments by Minimum Term Distribution for Men and Women — Non-Assaultive

Includes Additional Sentences Imposed
 Page 9 of 9

			TOTAL	.5	1	1.5	2	2.5	3	3.5	4	4.5	5	10	15	20	25	>25	LIFE	AVG
GRAND TOTALS			5,483	169	1,091	1,356	1,910	296	269	65	114	25	111	69	5	1			2	1.8
VIOLATIONS			5,276	142	1,039	1,282	1,863	294	265	64	114	25	111	69	5	1			2	1.8
ATTEMPTS			207	27	52	74	47	2	4	1										1.2
Max. Penalty																				
801.2632	Jails - Prisoner Possessing Contraband	5	4		1	3														1.2
	ATTEMPTS																			
801.2631	Jail - Furnish Contraband to Prisoner	5	1			1														1.3
	ATTEMPTS																			
801.2632	Jails - Prisoner Possessing Contraband	5	3		1			2												2.2
	ATTEMPTS		1			1														1.3

NOTE: Be sure to check for related offense codes when examining a particular type of crime. They may or may not be in sequential order or even on the same page.

Largest minimum term is reported.
 When minimum terms exceed maximum penalties, that may be due to anomalies in criminal justice practices, habitualized offenses, database errors, etc.
 Each minimum term category is rounded up from the preceding category (for example, the ten-year category includes all minimums longer than five years up to exactly ten years).
 Minimum term averages are based on raw data (with life sentences excluded from the calculations).

Source: Corrections Management Information System (CMIS)

B2b 2006 Commitments by Minimum Term Distribution for Men and Women — Drug Offenses

Includes Additional Sentences Imposed

Page 1 of 3

B - 32

GRAND TOTALS		
VIOLATIONS		
ATTEMPTS		
Max. Penalty		
333.73413	Contr. Sub - Imitation Mfg/Distribution	2
	ATTEMPTS	
333.74012A	Contr. Sub - Delivery/Manufacture	LIFE
	(Narcotic or Cocaine)	ATTEMPTS
333.74012A1	Contr. Sub - Del/Mfg (Narc. or	LIFE
	Cocaine) 1,000 or More Grams	ATTEMPTS
333.74012A2	Contr. Sub - Del/Mfg (Narc. or	30
	Cocaine) 450 - 999 Grams	ATTEMPTS
333.74012A3	Contr. Sub - Del/Mfg (Narc. or	20
	Cocaine) 50 - 449 Grams	ATTEMPTS
333.74012A4	Contr. Sub - Del/Mfg (Narc. or	20
	Cocaine) Under 50 Grams	ATTEMPTS
333.74012B-A	Contr. Sub - Del/Mfg (Schedules 1-3),	7
	Except Marij & Cocaine	ATTEMPTS
333.74012B-B	Contr. Sub - Del/Mfg (Subs added	7
	Schedules 1-3 by Rule)	ATTEMPTS
333.74012B1	Contr. Sub - Del/Mfg Methamphetamine/	20
	Ecstasy	ATTEMPTS
333.74012C-A	Contr. Sub - Del/Mfg (Schedule 4)	4
	ATTEMPTS	
333.74012D1	Contr. Sub - Del/Mfg 45 or More	15
	Kilograms Marijuana	ATTEMPTS
333.74012D2	Contr. Sub - Del/Mfg 5 - < 45 Kilograms	7
	Marijuana	ATTEMPTS
333.74012D3	Contr. Sub - Del/Mfg Marijuana	4
	ATTEMPTS	
333.74012F	Prescription Forms - Del/Mfg/Intent	7
	ATTEMPTS	
333.7401C2A	Contr. Sub - Operate/Maintain A Lab	10
	ATTEMPTS	
333.7401C2B	Contr. Sub - Operate/Maintain Lab	20
	Near Minor	ATTEMPTS
333.7401C2C	Contr. Sub - Operate/Maintain Lab	20
	Involve Hazardous Waste	ATTEMPTS
333.7401C2D	Contr. Sub - Operate/Maintain Lab	20
	Near Specified Places	ATTEMPTS
333.7401C2E	Contr. Sub - Operate/Maintain Lab	25
	Involve Firearm	ATTEMPTS

TOTAL	.5	1	1.5	2	2.5	3	3.5	4	4.5	5	10	15	20	25	>25	LIFE	AVG
1,899	94	505	453	394	83	130	17	48	35	38	84	12	4	2			2.0
1,823	80	463	439	389	83	129	17	48	35	38	84	12	4	2			2.1
76	14	42	14	5		1											1.0
5		1	3	1													1.3
2		1		1													1.4
8										1	3	3		1			11.0
18						3		3		2	4	3	3				8.7
130		2	1	21	4	25	1	10	13	9	41	2		1			4.9
2		1		1													1.5
669	31	190	175	164	39	30	4	16	2	13	5						1.6
50	10	29	7	3		1											1.0
17		2	5	9			1										1.7
1				1													1.9
86	2	3	4	20	8	20	1	5	8	4	8	3					3.4
2		2															1.0
3		1	1	1													1.5
13		2	1	3	1		1	3			2						3.1
10		3	2	2		2		1									1.9
1		1															1.0
169	10	58	40	51	6	4											1.4
5	1	2	2														.9
2			1		1												1.8
15			4	4	3	1	1	1		1							2.3
2				1							1						5.0
2						1				1							3.9
4					1		2			1							3.5
2				2													1.8

NOTE: Be sure to check for related offense codes when examining a particular type of crime. They may or may not be in sequential order or even on the same page.

B2b 2006 Commitments by Minimum Term Distribution for Men and Women — Drug Offenses

Includes Additional Sentences Imposed
Page 2 of 3

B - 33

GRAND TOTALS		
VIOLATIONS		
ATTEMPTS		
Max. Penalty		
333.7401C2F	Contr. Sub - Operate/Maintain Lab Involve Methamphetamine	20 ATTEMPTS
333.74022B	Contr. Sub - Create/Del/Counterfeit Sub (Schedules 1-3)	5 ATTEMPTS
333.74022D	Contr. Sub - Create/Del/Counterfeit Sub (Schedule 5)	2 ATTEMPTS
333.74022E	Contr. Sub - Create/Del/Analogue	15 ATTEMPTS
333.74032A1	Contr. Sub - Poss (Narcotic/Cocaine) 1,000 or More Grams	LIFE ATTEMPTS
333.74032A2	Contr. Sub - Poss (Narcotic/Cocaine) 450 - 999 Grams	30 ATTEMPTS
333.74032A3	Contr. Sub - Poss (Narcotic/Cocaine) 50 - 449 Grams	20 ATTEMPTS
333.74032A4	Contr. Sub - Poss (Narcotic/Cocaine) 25 - 49 Grams	4 ATTEMPTS
333.74032A5	Contr. Sub - Poss (Narcotic/Cocaine) Under 25 Grams	4 ATTEMPTS
333.74032B-A	Contr. Sub - Poss Analogues or Schedules 1-4	2 ATTEMPTS
333.74032B1	Contr. Sub - Poss Methamphetamine/ Ecstasy	10 ATTEMPTS
333.74032C-A	Contr. Sub - Poss (Schedule 5 and LSD)	1 ATTEMPTS
333.74032D	Contr. Sub - Poss Marijuana	1 ATTEMPTS
333.74042A	Contr. Sub - Use (Narcotic/Cocaine/ Meth/Ecstasy)	1 ATTEMPTS
333.7405D	Contr. Sub - Maintaining a Drug House	2 ATTEMPTS
333.74071C	Contr. Sub - Obtain by Fraud	4 ATTEMPTS
333.7407A1-A	Contr. Sub - Attempt Felony	LIFE ATTEMPTS
333.74101-A	Contr. Sub - Delivery to Minor (Narcotic/ Cocaine) < 50 Grams	40 ATTEMPTS
333.74102-A	Contr. Sub - Del School/Library Prop (Narc/Cocaine) < 50 Grams	60 ATTEMPTS

TOTAL	.5	1	1.5	2	2.5	3	3.5	4	4.5	5	10	15	20	25	>25	LIFE	AVG
1,899	94	505	453	394	83	130	17	48	35	38	84	12	4	2			2.0
1,823	80	463	439	389	83	129	17	48	35	38	84	12	4	2			2.1
76	14	42	14	5		1											1.0
74		3	5	10	5	20	3	2	12	3	10	1					3.5
2			1	1		1											1.7
2																	2.1
1			1														1.3
5		1		2		1		1									2.2
1											1						5.8
1										1							5.0
17		1		1	1	3		2		1	7		1				5.9
7		1	2	3		1											1.7
407	33	150	138	65	10	9	1			1							1.2
4	2	2															.5
16		5	8	1	1			1									1.4
1		1															.9
57	2	10	12	18	2	6	2	3			2						2.0
6	1	2	3														1.0
1		1															.7
22		9	13														1.1
1			1														1.2
3		3															1.0
22	2	7	13														1.1
13		3	6	4													1.4
2		2															.8
2		2															1.0
2		2															1.0
6		1		3	1	1											2.0

NOTE: Be sure to check for related offense codes when examining a particular type of crime. They may or may not be in sequential order or even on the same page.

B2b 2006 Commitments by Minimum Term Distribution for Men and Women — Drug Offenses

Includes Additional Sentences Imposed
Page 3 of 3

		TOTAL	.5	1	1.5	2	2.5	3	3.5	4	4.5	5	10	15	20	25	>25	LIFE	AVG
GRAND TOTALS		1,899	94	505	453	394	83	130	17	48	35	38	84	12	4	2			2.0
VIOLATIONS		1,823	80	463	439	389	83	129	17	48	35	38	84	12	4	2			2.1
ATTEMPTS		76	14	42	14	5		1											1.0
Max. Penalty																			
333.74103	Contr. Sub - Poss w/Int Del School/Library (Narc/Cocaine) <50 Grams 40 ATTEMPTS	1				1													2.0
333.74104-D	Contr. Sub - Poss Marijuana on School/Library Property 2 ATTEMPTS	1			1														1.3
333.74132	Contr. Sub - 2nd+ Offense - Double Penalty LIFE ATTEMPTS	3		1	2														1.3
333.7416	Contr. Sub - Induce Minor to Commit Felony LIFE ATTEMPTS	1						1											3.0

NOTE: Be sure to check for related offense codes when examining a particular type of crime. They may or may not be in sequential order or even on the same page.

Largest minimum term is reported.

When minimum terms exceed maximum penalties, that may be due to anomalies in criminal justice practices, habitualized offenses, database errors, etc.

Each minimum term category is rounded up from the preceding category (for example, the ten-year category includes all minimums longer than five years up to exactly ten years).

Minimum term averages are based on raw data (with life sentences excluded from the calculations).

Source: Corrections Management Information System (CMIS)

B2c 2006 Commitments by Minimum Term Distribution for Men and Women — Assaultive Offenses

Includes Additional Sentences Imposed
Page 1 of 9

B - 35

		GRAND TOTALS	
		VIOLATIONS	
		ATTEMPTS	
		Max. Penalty	
257.602A2	Police Officer - Fleeing - 4th Degree	2	
	Vehicle Code	ATTEMPTS	
257.602A3-A	Police Officer - Fleeing - 3rd Degree	5	
	Vehicle Code	ATTEMPTS	
257.602A3	Police Officer - Fleeing - 3rd Degree	5	
	Vehicle Code	ATTEMPTS	
257.602A4-A	Police Officer - Fleeing - 2nd Degree	10	
	Vehicle Code	ATTEMPTS	
257.602A5	Police Officer - Fleeing - 1st Degree	15	
	Vehicle Code	ATTEMPTS	
257.617	Fail to Stop at Accident - Result Serious	5	
	Impairment/Death	ATTEMPTS	
257.6173	Fail to Stop at Accident - At Fault	15	
	Death Resulting	ATTEMPTS	
257.6254	OWI - Causing Death	15	
		ATTEMPTS	
257.6254A	OWI - Causing Death	15	
		ATTEMPTS	
257.6255-A	OWI - Causing Serious Injury	5	
		ATTEMPTS	
257.626C	Driving - Felonious	2	
		ATTEMPTS	
257.9044	Operate - License Suspended/Revoked/	15	
	Denied Cause Death	ATTEMPTS	
257.9045	Operate - License Suspended/Revoked/	5	
	Denied Cause Serious Injury	ATTEMPTS	
324.801764	Marine Safety, OUIL Cause Death	15	
		ATTEMPTS	
333.5210	AIDS - Sexual Penetration with	4	
	Uninformed Partner	ATTEMPTS	
750.10A	Sexually Delinquent Person	LIFE	
		ATTEMPTS	
750.110A2	Home Invasion - 1st Degree	20	
		ATTEMPTS	

TOTAL	.5	1	1.5	2	2.5	3	3.5	4	4.5	5	10	15	20	25	>25	LIFE	AVG
4,846	60	419	689	750	272	338	158	233	124	282	777	314	136	75	95	124	5.4
4,705	54	398	649	697	264	335	149	232	124	282	777	314	136	75	95	124	5.5
141	6	21	40	53	8	3	9	1									1.7
35		12	15	5	1	2											1.4
174	5	60	49	38	9	5	4	3		1							1.5
2		2															.9
2	1			1													1.1
25		6	3	3	3	4		4		1	1						2.4
1				1													1.9
1											1						5.4
17	1	2	5	4	2		1	1		1							2.0
2					1						1						4.7
37		4		6	4	3	2	5	1	4	7					1	3.7
2				1		1											2.5
1		1															1.0
31	1	3	8	11	4	2	1			1							1.8
1			1														1.2
11			1		3	4		1			2						3.4
6			1	1	2	1	1										2.4
1				1													2.0
1		1															.8
1										1							5.0
313	2	10	27	29	18	31	9	14	18	29	103	17	6				5.2
11		3	3	5													1.4

NOTE: Be sure to check for related offense codes when examining a particular type of crime. They may or may not be in sequential order or even on the same page.

B2c 2006 Commitments by Minimum Term Distribution for Men and Women — Assaultive Offenses

Includes Additional Sentences Imposed

Page 2 of 9

B - 36

GRAND TOTALS		
VIOLATIONS		
ATTEMPTS		
Max. Penalty		
750.1227B	Witness - Bribe/Intimidate/Interfere Max > 10 yrs	10 ATTEMPTS
750.1227C	Witness - Intimidate/Threaten to Kill or Injure	15 ATTEMPTS
750.136B2	Child Abuse - 1st Degree	15 ATTEMPTS
750.136B3	Child Abuse - 2nd Degree	4 ATTEMPTS
750.136B4	Child Abuse - 3rd Degree	2 ATTEMPTS
750.145A-A	Children - Accosting for Immoral Purposes	4 ATTEMPTS
750.145C2	Child Sexually Abusive Activity	20 ATTEMPTS
750.145C3	Child Sexually Abusive Activity - Promote or Distribute	7 ATTEMPTS
750.145C4-A	Child Sexually Abusive Material - Possess	4 ATTEMPTS
750.145D2C	Computer/Internet - Comm w/Other Plan Crime Max 2 - < 4 yrs	4 ATTEMPTS
750.145D2D	Computer/Internet - Comm w/Other Plan Crime Max 4 - < 10 yrs	10 ATTEMPTS
750.145D2E	Computer/Internet - Comm w/Other Plan Crime Max 10 - < 15 yrs	15 ATTEMPTS
750.145D2F	Computer/Internet - Comm w/Other Plan Crime Max 15+ yrs	20 ATTEMPTS
750.157B2	Homicide - Solicitation of Murder	LIFE ATTEMPTS
750.158	Sodomy	15 ATTEMPTS
750.197C-A	Assault of Prison Employee	4 ATTEMPTS
750.197C-B	Escape - From Jail Through Violence	4 ATTEMPTS

TOTAL	.5	1	1.5	2	2.5	3	3.5	4	4.5	5	10	15	20	25	>25	LIFE	AVG
4,846	60	419	689	750	272	338	158	233	124	282	777	314	136	75	95	124	5.4
4,705	54	398	649	697	264	335	149	232	124	282	777	314	136	75	95	124	5.5
141	6	21	40	53	8	3	9	1									1.7
2			1								1						3.9
1				1													1.8
6				2			2			1	1						3.4
26		1	1	2	1	4	2		1	5	7	2					5.4
10	1	3	1	2	3												1.5
5		1	4														1.3
18		4	2	9	2			1									1.8
29		1	1	2	1	5	1	1	2	2	9	2	1	1			6.6
2				1						1							3.2
13		1	6	5				1									1.7
1				1													1.6
6				3		2		1									2.5
1			1														1.1
1		1															1.0
24		10	1	1	3	5		2			2						2.6
6				1							1	1			3		20.5
2					1		1										3.0
37		13	9	4	5	3	1	1		1							1.7
3		2	1														1.0
1					1												2.5

NOTE: Be sure to check for related offense codes when examining a particular type of crime. They may or may not be in sequential order or even on the same page.

B2c 2006 Commitments by Minimum Term Distribution for Men and Women — Assaultive Offenses

Includes Additional Sentences Imposed
Page 3 of 9

B - 37

GRAND TOTALS		
VIOLATIONS		
ATTEMPTS		
Max. Penalty		
750.197C	Escape - From Jail Through Violence or Assault Prison Employee	4 ATTEMPTS
750.20011D	Harmful Devices - Unlawful Poss/Use Causing Serious Injury	LIFE ATTEMPTS
750.200J1A-A	Harmful Devices - Imitation/Irritants Unlawful Poss/Use	5 ATTEMPTS
750.2072B	Explosives - Place Near Property Causing Property Damage	20 ATTEMPTS
750.209A	Explosives - Possess w/Intent to Terrorize	10 ATTEMPTS
750.211A2A	Explosives - Mfg/Poss Explosive/Other w/Malicious Intent	15 ATTEMPTS
750.211A2B	Explosives - Mfg/Poss Molotov Cocktail/ Other w/Property Damage	20 ATTEMPTS
750.213	Extortion	20 ATTEMPTS
750.234A	Weapons - Firearms, Discharge from Vehicle	4 ATTEMPTS
750.234B	Weapons - Firearms, Discharge in/at Bldg.	4 ATTEMPTS
750.316-A	Homicide - Murder 1st Degree, Premeditated	LIFE ATTEMPTS
750.316-B	Homicide - Felony Murder	LIFE ATTEMPTS
750.316-C	Homicide - Open Murder, Statutory Short Form	LIFE ATTEMPTS
750.316	Homicide	LIFE ATTEMPTS
750.317	Homicide - Murder 2nd Degree	LIFE ATTEMPTS
750.321-A	Homicide - Manslaughter, Statutory Short Form	15 ATTEMPTS
750.321-C	Homicide - Manslaughter, Involuntary	15 ATTEMPTS

TOTAL	.5	1	1.5	2	2.5	3	3.5	4	4.5	5	10	15	20	25	>25	LIFE	AVG
4,846	60	419	689	750	272	338	158	233	124	282	777	314	136	75	95	124	5.4
4,705	54	398	649	697	264	335	149	232	124	282	777	314	136	75	95	124	5.5
141	6	21	40	53	8	3	9	1									1.7
1				1													2.0
1													1				20.0
1			1														1.5
1								1									3.8
1						1											2.7
1				1													2.0
3			1					1			1						3.8
3			2							1							2.6
2			2														1.4
2				2													1.8
12	1	4	4	3													1.3
1		1															1.0
51													1			50	18.5
35																35	
9														1		8	23.0
8																8	
180										1	16	39	46	28	45	5	21.8
24						3	2	1	2	3	10	3					6.6
16			2	2			1	2		3	5	1					5.2
1							1										3.3

NOTE: Be sure to check for related offense codes when examining a particular type of crime. They may or may not be in sequential order or even on the same page.

B2c 2006 Commitments by Minimum Term Distribution for Men and Women — Assaultive Offenses

Includes Additional Sentences Imposed

Page 4 of 9

B - 38

GRAND TOTALS		
VIOLATIONS		
ATTEMPTS		
Max. Penalty		
750.321-E	Homicide - Manslaughter with Motor Vehicle	15 ATTEMPTS
750.321	Homicide - Manslaughter	15 ATTEMPTS
750.324	Homicide - Negligent Homicide	2 ATTEMPTS
750.329	Homicide - Manslaughter, Death by Weapon Aimed w/out Malice	15 ATTEMPTS
750.335A	Indecent Exposure (Sexually Delinquent Person)	1 ATTEMPTS
750.338	Gross Indecency Between Males, Commit/Procure	5 ATTEMPTS
750.338B	Gross Indecency Male and Female, Commit/Procure	5 ATTEMPTS
750.349	Kidnapping	LIFE ATTEMPTS
750.349B	Unlawful Imprisonment (restraint)	15 ATTEMPTS
750.350	Kidnapping - Child Enticement	LIFE ATTEMPTS
750.377B	Malicious Destruction Fire/Police Property	4 ATTEMPTS
750.411H2B	Stalking a Minor	5 ATTEMPTS
750.411I	Stalking - Aggravated	5 ATTEMPTS
750.411I2B	Stalking a Minor - Aggravated	10 ATTEMPTS
750.4362A	Poison - Food/Drink/Medicine/Water Supply	15 ATTEMPTS
750.455	Prostitution - Pandering	20 ATTEMPTS
750.459	Prostitution - Transporting Female (perhaps compel)	20 ATTEMPTS

TOTAL	.5	1	1.5	2	2.5	3	3.5	4	4.5	5	10	15	20	25	>25	LIFE	AVG
4,846	60	419	689	750	272	338	158	233	124	282	777	314	136	75	95	124	5.4
4,705	54	398	649	697	264	335	149	232	124	282	777	314	136	75	95	124	5.5
141	6	21	40	53	8	3	9	1									1.7
15				2		1		2		1	8	1					6.0
8				1	1	2				1	3						4.8
7	1		4	2													1.3
1											1						6.0
2						1				1							4.0
1		1															1.0
4			2	2													1.7
1				1													1.7
24				1		1		1		1	5	5	3	3	2	2	14.2
2				2													1.9
1											1						7.0
2									1	1							4.6
29	1	5	9	10	2	1		1									1.6
3	1		1	1													1.2
2			1	1													1.6
56	1	11	19	10	3	2	3	3		2		2					2.2
2		1		1													1.3
1				1													1.9
1								1									4.0
2		1	1														1.1
1												1					15.0

NOTE: Be sure to check for related offense codes when examining a particular type of crime. They may or may not be in sequential order or even on the same page.

B2c 2006 Commitments by Minimum Term Distribution for Men and Women — Assaultive Offenses

Includes Additional Sentences Imposed

Page 5 of 9

B - 39

GRAND TOTALS		
VIOLATIONS		
ATTEMPTS		
Max. Penalty		
750.479-B	Police Officer/Public Officer - Resist and Obstruct	2 ATTEMPTS
750.4792	Public Officer - Assault or Obstruct	2 ATTEMPTS
750.4793	Public Officer - Assault or Obstruct Cause Injury	4 ATTEMPTS
750.479A2	Police Officer - Fleeing (Penal Code) 4th Degree	2 ATTEMPTS
750.479A3	Police Officer - Fleeing (Penal Code) 3rd Degree	5 ATTEMPTS
750.479A4-A	Police Officer - Fleeing (Penal Code) 2nd Degree	10 ATTEMPTS
750.479A5-A	Police Officer - Fleeing (Penal Code) 1st Degree	15 ATTEMPTS
750.479B2	Peace Officer - Disarming Firearm	10 ATTEMPTS
750.483A2B	Interfere w/Crime Report Threat to Kill/Injure	10 ATTEMPTS
750.50C7	Police Animal - Injure/Harass While Committing Crime	2 ATTEMPTS
750.511	Railroads - Block/Wreck Track	LIFE ATTEMPTS
750.520B	CSC - 1st Degree - Multiple Variables	LIFE ATTEMPTS
750.520B1A	CSC - 1st Degree - Person Under 13	LIFE ATTEMPTS
750.520B1B	CSC - 1st Degree - Relationship	LIFE ATTEMPTS
750.520B1C	CSC - 1st Degree - During Felony	LIFE ATTEMPTS
750.520B1D	CSC - 1st Degree - Accomplices	LIFE ATTEMPTS
750.520B1E	CSC - 1st Degree - Weapon Used	LIFE ATTEMPTS

TOTAL	.5	1	1.5	2	2.5	3	3.5	4	4.5	5	10	15	20	25	>25	LIFE	AVG
4,846	60	419	689	750	272	338	158	233	124	282	777	314	136	75	95	124	5.4
4,705	54	398	649	697	264	335	149	232	124	282	777	314	136	75	95	124	5.5
141	6	21	40	53	8	3	9	1									1.7
4			2	2													1.5
2		1	1														1.0
1		1															1.0
14		1	8	4	1												1.5
102		18	23	34	16	8	1			1	1						1.8
3	2				1												1.0
8				2				2	1	1		1	1				6.5
1						1											3.0
2						1					1						4.5
3				2			1										2.2
1			1														1.5
1		1															.8
1				1													1.9
40						2	1	2		4	11	6	4	5	5		14.8
1						1											3.0
156				2	5	5	4	4	2	7	54	37	17	10	5	4	11.4
2							2										3.2
44				1	2			1	2	4	14	12	3	2	2	1	10.8
6					1				1		1				1	2	17.9
3						2									1		18.6
9											1	6	2				14.1

NOTE: Be sure to check for related offense codes when examining a particular type of crime. They may or may not be in sequential order or even on the same page.

B2c 2006 Commitments by Minimum Term Distribution for Men and Women — Assaultive Offenses

Includes Additional Sentences Imposed
Page 6 of 9

B - 40

		GRAND TOTALS
		VIOLATIONS
		ATTEMPTS
		Max. Penalty
750.520B1F	CSC - 1st Degree - Personal Injury	LIFE
		ATTEMPTS
750.520B1G	CSC - 1st Degree - Injury to Incap. Victim	LIFE
		ATTEMPTS
750.520C	CSC - 2nd Degree - Multiple Variables	15
		ATTEMPTS
750.520C1A	CSC - 2nd Degree - Person Under 13	15
		ATTEMPTS
750.520C1B	CSC - 2nd Degree - Relationship	15
		ATTEMPTS
750.520C1C	CSC - 2nd Degree - During Felony	15
		ATTEMPTS
750.520C1D	CSC - 2nd Degree - Accomplices	15
		ATTEMPTS
750.520C1E	CSC - 2nd Degree - Weapon Used	15
		ATTEMPTS
750.520C1F	CSC - 2nd Degree - Personal Injury	15
		ATTEMPTS
750.520C1G	CSC - 2nd Degree - Injury to Incap. Victim	15
		ATTEMPTS
750.520C1H	CSC - 2nd Degree - Mentally Disabled Relationship	15
		ATTEMPTS
750.520C1K	CSC - 2nd Degree - County Prisoner	15
		ATTEMPTS
750.520D	CSC - 3rd Degree - Multiple Variables	15
		ATTEMPTS
750.520D1A	CSC - 3rd Degree - Person 13-15	15
		ATTEMPTS
750.520D1B	CSC - 3rd Degree - Force/Coercion	15
		ATTEMPTS
750.520D1C	CSC - 3rd Degree - Incapacitated Victim	15
		ATTEMPTS
750.520D1D	CSC - 3rd Degree - Incest	15
		ATTEMPTS

TOTAL	.5	1	1.5	2	2.5	3	3.5	4	4.5	5	10	15	20	25	>25	LIFE	AVG
4,846	60	419	689	750	272	338	158	233	124	282	777	314	136	75	95	124	5.4
4,705	54	398	649	697	264	335	149	232	124	282	777	314	136	75	95	124	5.5
141	6	21	40	53	8	3	9	1									1.7
19						1	1		1		3	2	3	3	5		19.5
2										1		1					8.5
41		2	6	7	3	3	4	1	1	6	6	1		1			4.1
180		6	16	37	15	17	7	18	3	21	31	7	2				4.1
15		2	5	7			1										1.7
37			3	6	2	6		2		9	8	1					4.3
1							1										3.2
3					1					1	1						4.4
2			1			1											2.2
2	1			1													1.2
13			3	1		1		2		3	3						4.4
1					1												2.2
2			1		1												2.0
1			1														1.5
1			1														1.3
55		1	1	4	3	8	2	4	1	6	23	2					5.5
2		1	1	1													1.4
176		9	17	24	8	19	2	21	6	12	53	5					4.5
24		2	8	12	1		1										1.7
45			1	5	3	6	2	3	1	6	15	3					5.5
6		1		3	1		1										2.0
11				3	1		1		2	2	2						4.0
1			1														1.3
16					1	1	1	2		2	9						6.4

NOTE: Be sure to check for related offense codes when examining a particular type of crime. They may or may not be in sequential order or even on the same page.

B2c 2006 Commitments by Minimum Term Distribution for Men and Women — Assaultive Offenses

Includes Additional Sentences Imposed
Page 7 of 9

B - 41

GRAND TOTALS		
VIOLATIONS		
ATTEMPTS		
Max. Penalty		
750.520E	CSC - 4th Degree - Multiple Variables	2
	ATTEMPTS	
750.520E1A-A	CSC - 4th Degree - Victim 13-16	2
	ATTEMPTS	
750.520E1A	CSC - 4th Degree - Force/Coercion	2
	ATTEMPTS	
750.520E1B	CSC - 4th Degree - Incapacitated Victim	2
	ATTEMPTS	
750.520E1G	CSC - 4th Degree - Incest	2
	ATTEMPTS	
750.520G1	CSC - Assault w/Intent to Commit Sexual Penetration	10
	ATTEMPTS	
750.520G2	CSC - 2nd Degree Assault	5
	ATTEMPTS	
750.529	Robbery - Armed	LIFE
	ATTEMPTS	
750.529A	Carjacking	LIFE
	ATTEMPTS	
750.530	Robbery - Unarmed	15
	ATTEMPTS	
750.531-A	Bank Robbery	LIFE
	ATTEMPTS	
750.531-B	Safe Breaking	LIFE
	ATTEMPTS	
750.531	Bank Robbery/Safe Breaking	LIFE
	ATTEMPTS	
750.539J2B	Capture/Distribute Image of Unclothed Person	5
	ATTEMPTS	
750.72-A	Arson - Dwelling House	20
	ATTEMPTS	
750.72-B	Arson - Dwelling House Curtilage	20
	ATTEMPTS	
750.72	Arson Dwelling House/Curtilage	20
	ATTEMPTS	

TOTAL	.5	1	1.5	2	2.5	3	3.5	4	4.5	5	10	15	20	25	>25	LIFE	AVG
4,846	60	419	689	750	272	338	158	233	124	282	777	314	136	75	95	124	5.4
4,705	54	398	649	697	264	335	149	232	124	282	777	314	136	75	95	124	5.5
141	6	21	40	53	8	3	9	1									1.7
8		2	5	1													1.3
25		1	19	2	1		1	1									1.5
28		3	20	5													1.3
3			3														1.3
1			1														1.3
87		1	5	33	7	8	8	6	2	8	9						3.0
2				2													1.9
28		2	8	11	2	2	2			1							2.0
517		5	5	19	30	40	30	20	38	39	159	88	22	11	8	3	8.0
7		2	2	1	2												1.6
57			1	2	2	2	5	4	2	7	19	6	4	1	2		8.5
2		1		1													1.5
309	5	16	32	76	30	37	11	30	13	20	34	4		1			3.3
7		1	3	3													1.6
50		7	5	9	3	9	4			8	2	1		1	1		4.2
25		1		6	1	4	1	2		7	3						3.8
1				1													1.9
1								1									3.6
3				2	1												2.0
27			4	6	2	1		4	5	1	4						3.5
3	1		1	1													1.3
1						1											2.8
2			1								1						4.2

NOTE: Be sure to check for related offense codes when examining a particular type of crime. They may or may not be in sequential order or even on the same page.

B2c 2006 Commitments by Minimum Term Distribution for Men and Women — Assaultive Offenses

Includes Additional Sentences Imposed
Page 8 of 9

B - 42

GRAND TOTALS		
VIOLATIONS		
ATTEMPTS		
Max. Penalty		
750.73	Arson - Real Property	10
	ATTEMPTS	
750.741C1	Arson - Pers. Prop. \$1,000 - < \$20,000	5
	ATTEMPTS	
750.741D1	Arson - Pers. Prop. \$20,000 or More	10
	ATTEMPTS	
750.771C1	Arson - Prepare to Burn Property \$1,000 - < \$20,000	5
	ATTEMPTS	
750.771D1	Arson - Prepare to Burn Property \$20,000 or More	10
	ATTEMPTS	
750.78	Arson - Woods/Prairies	4
	ATTEMPTS	
750.812	Domestic Violence	MISD
	ATTEMPTS	
750.814	Domestic Violence, 3rd Offense	2
	ATTEMPTS	
750.81A	Assault - Aggravated	1
	ATTEMPTS	
750.81A3	Domestic Violence - Aggravated 2nd Offense	2
	ATTEMPTS	
750.81C2	Assault/Battery of DHS Employee	2
	ATTEMPTS	
750.81D1	Police Officer - Assault/Resist/Obstruct	2
	ATTEMPTS	
750.81D2	Police Officer - Assault/Resist/Obstruct Causing Injury	4
	ATTEMPTS	
750.81D3	Police Officer - Assault/Resist/Obstruct Serious Impairment	15
	ATTEMPTS	
750.82	Felonious Assault	4
	ATTEMPTS	
750.83	Assault w/Intent to Murder	LIFE
	ATTEMPTS	
750.84	Assault w/Intent to do Great Body Harm Less Than Murder	10
	ATTEMPTS	

TOTAL	.5	1	1.5	2	2.5	3	3.5	4	4.5	5	10	15	20	25	>25	LIFE	AVG
4,846	60	419	689	750	272	338	158	233	124	282	777	314	136	75	95	124	5.4
4,705	54	398	649	697	264	335	149	232	124	282	777	314	136	75	95	124	5.5
141	6	21	40	53	8	3	9	1									1.7
17			2	9	1	1				2	2						2.7
1				1													2.0
4		1		2		1											1.9
3			2			1											2.0
1					1												2.5
3		1		2													1.5
2			1	1													1.4
1					1												2.5
1				1													2.0
75	2	25	30	12	2	3		1									1.4
2	2																.5
7		1	6														1.2
1		1															1.0
231	12	60	115	27	4	5	1	4		1	2						1.4
1			1														1.5
33	1	4	10	11	3	3					1						1.8
2		1									1						3.5
261	16	48	81	73	18	10	3	7		2	1				1	1	1.8
7		1	6														1.2
127				3		3	2	2	2	4	41	34	15	6	12	3	13.4
283	2	18	23	70	11	31	17	32	10	21	44	3				1	3.4
12		1	3	3	2	1	1	1									2.1

NOTE: Be sure to check for related offense codes when examining a particular type of crime. They may or may not be in sequential order or even on the same page.

B2c 2006 Commitments by Minimum Term Distribution for Men and Women — Assaultive Offenses

Includes Additional Sentences Imposed
Page 9 of 9

B - 43

			TOTAL	.5	1	1.5	2	2.5	3	3.5	4	4.5	5	10	15	20	25	>25	LIFE	AVG
GRAND TOTALS			4,846	60	419	689	750	272	338	158	233	124	282	777	314	136	75	95	124	5.4
VIOLATIONS			4,705	54	398	649	697	264	335	149	232	124	282	777	314	136	75	95	124	5.5
ATTEMPTS			141	6	21	40	53	8	3	9	1									1.7
Max. Penalty																				
750.85	Torture	LIFE ATTEMPTS	2												2					15.0
750.86	Assault w/Intent to Maim	10 ATTEMPTS	2						1					1						4.8
750.87	Assault w/Intent to Commit Felony	10 ATTEMPTS	1								1									4.0
750.88	Assault w/Intent to Rob While Unarmed	15 ATTEMPTS	36		1	3	7	1	5	1	7	1	5	3		2				4.3
750.89	Assault w/Intent to Rob While Armed	LIFE ATTEMPTS	86		3		3	10	2	6		5	7	27	17	3	1	2		7.9
750.91	Homicide - Attempted Murder	LIFE ATTEMPTS	1												1					11.3
752.861	Weapons - Firearms, Careless Use Cause Injury/Death	2 ATTEMPTS	2			1	1													1.6

NOTE: Be sure to check for related offense codes when examining a particular type of crime. They may or may not be in sequential order or even on the same page.

Largest minimum term is reported.

When minimum terms exceed maximum penalties, that may be due to anomalies in criminal justice practices, habitualized offenses, database errors, etc.

Each minimum term category is rounded up from the preceding category (for example, the ten-year category includes all minimums longer than five years up to exactly ten years).

Minimum term averages are based on raw data (with life sentences excluded from the calculations).

Source: Corrections Management Information System (CMIS)

B3 2006 Commitments by Minimum Term Distribution for Women — All Offenses

Includes Additional Sentences Imposed
Page 1 of 8

B - 44

GRAND TOTALS		
VIOLATIONS		
ATTEMPTS		
Max. Penalty		
28.729	Sex Offender - Fail to Register	4
	ATTEMPTS	
257.254	MV Code - Intent to Pass False Title	10
	ATTEMPTS	
257.602A3-A	Police Officer - Fleeing - 3rd Degree	5
	Vehicle Code	ATTEMPTS
257.617	Fail to Stop at Accident - Result Serious	5
	Impairment/Death	ATTEMPTS
257.6251-A	Operating - While Intoxicated	MISD
	ATTEMPTS	
257.6254	OWI - Causing Death	15
	ATTEMPTS	
257.6255-A	OWI - Causing Serious Injury	5
	ATTEMPTS	
257.6256D	OWI - Impaired w/Contr. Sub,	5
	3rd Offense	ATTEMPTS
257.6257A2	OWI - w/Occupant Less Than 16,	5
	2nd+ Offense	ATTEMPTS
257.903	Motor Vehicle Code - False Certification	5
	ATTEMPTS	
257.9041C	Operate - Allow Suspended/Revoked/ Denied to Operate, 2nd+ Offense	1
	ATTEMPTS	
257.9044	Operate - License Suspended/ Revoked/Denied Cause Death	15
	ATTEMPTS	
324.801764	Marine Safety, OUIL Cause Death	15
	ATTEMPTS	
333.74012A1	Contr. Sub - Del/Mfg (Narc. or Cocaine) 1,000 or More Grams	LIFE
	ATTEMPTS	
333.74012A3	Contr. Sub - Del/Mfg (Narc. or Cocaine) 50 - 449 Grams	20
	ATTEMPTS	
333.74012A4	Contr. Sub - Del/Mfg (Narc. or Cocaine) Under 50 Grams	20
	ATTEMPTS	
333.74012B-A	Contr. Sub - Del/Mfg (Schedules 1-3), Except Marij & Cocaine	7
	ATTEMPTS	
333.74012B1	Contr. Sub - Del/Mfg Methamphetamine/ Ecstasy	20
	ATTEMPTS	
333.74012C-A	Contr. Sub - Del/Mfg (Schedule 4)	4
	ATTEMPTS	

TOTAL*	.5	1	1.5	2	2.5	3	3.5	4	4.5	5	10	15	20	25	>25	LIFE	AVG
926	38	174	225	227	53	53	12	23	11	17	53	13	7	2	3	7	2.5
883	32	162	214	222	52	53	12	23	11	17	53	13	7	2	3	7	2.5
35	6	12	11	5	1												1.1
1			1														1.1
1		1															1.0
8		2	3	3													1.4
1			1														1.5
2	1			1													1.2
6					1		1	2			2						4.2
4		2	2														1.2
41	1	10	8	16	4	2											1.6
5		1	3	1													1.4
2	1	1															.7
1			1														1.2
1						1											3.0
1				1													2.0
1											1						6.0
9				1	2	1		1		1	3						4.6
33		10	6	8	3	4		1		1							1.8
6	2	3		1													.9
1							1										3.3
7				2	3	1		1									2.6
1				1													2.0

NOTE: Be sure to check for related offense codes when examining a particular type of crime. They may or may not be in sequential order or even on the same page.

B3 2006 Commitments by Minimum Term Distribution for Women — All Offenses

Includes Additional Sentences Imposed
Page 2 of 8

B - 45

GRAND TOTALS		
VIOLATIONS		
ATTEMPTS		
Max. Penalty		
333.74012F	Prescription Forms - Del/Mfg/Intent	7
	ATTEMPTS	
333.7401C2B	Contr. Sub - Operate/Maintain Lab	20
	Near Minor	ATTEMPTS
333.7401C2F	Contr. Sub - Operate/Maintain Lab	20
	Involve Methamphetamine	ATTEMPTS
333.74022E	Contr. Sub - Create/Del/Analogue	15
	ATTEMPTS	
333.74032A2	Contr. Sub - Poss (Narcotic/Cocaine)	30
	450 - 999 Grams	ATTEMPTS
333.74032A3	Contr. Sub - Poss (Narcotic/Cocaine)	20
	50 - 449 Grams	ATTEMPTS
333.74032A5	Contr. Sub - Poss (Narcotic/Cocaine)	4
	Under 25 Grams	ATTEMPTS
333.74032B-A	Contr. Sub - Poss Analogues or	2
	Schedules 1-4	ATTEMPTS
333.74032B1	Contr. Sub - Poss Methamphetamine/	10
	Ecstasy	ATTEMPTS
333.74032C-A	Contr. Sub - Poss (Schedule 5 and LSD)	1
	ATTEMPTS	
333.74032D	Contr. Sub - Poss Marijuana	1
	ATTEMPTS	
333.7405D	Contr. Sub - Maintaining a Drug	2
	House	ATTEMPTS
333.74071C	Contr. Sub - Obtain by Fraud	4
	ATTEMPTS	
333.7407A1-A	Contr. Sub - Attempt Felony	LIFE
	ATTEMPTS	
333.74132	Contr. Sub - 2nd+ Offense - Double	LIFE
	Penalty	ATTEMPTS
445.65	Identity Theft	5
	ATTEMPTS	
445.67	Identity Theft - Obtain/Possess/Transfer	5
	ID w/Intent	ATTEMPTS
500.45111	Insurance - Fraudulent Acts	4
	ATTEMPTS	
750.110	Break & Enter - A Building w/Intent	15
	ATTEMPTS	

TOTAL*	.5	1	1.5	2	2.5	3	3.5	4	4.5	5	10	15	20	25	>25	LIFE	AVG
926	38	174	225	227	53	53	12	23	11	17	53	13	7	2	3	7	2.5
883	32	162	214	222	52	53	12	23	11	17	53	13	7	2	3	7	2.5
35	6	12	11	5	1												1.1
1			1														1.5
1				1													1.7
8		1		2		4		1									2.5
1								1									3.6
1										1							5.0
1						1											3.0
53	3	20	14	14	1		1										1.3
2	1	1															.7
4		3	1														1.0
6			1	2		1	1				1						3.2
2			2														1.4
1		1															.7
1		1															1.0
2			2														1.2
6			3	3													1.6
2		2															1.0
2		1	1														1.2
13	1	3	4	2	3												1.5
1		1															.9
2				1	1												2.2
1	1																.1
8	1	1	1	2	1				1	1							2.2
1	1																.3

NOTE: Be sure to check for related offense codes when examining a particular type of crime. They may or may not be in sequential order or even on the same page.

B3 2006 Commitments by Minimum Term Distribution for Women — All Offenses

Includes Additional Sentences Imposed
Page 3 of 8

B - 46

GRAND TOTALS		
VIOLATIONS		
ATTEMPTS		
Max. Penalty		
750.110A2	Home Invasion - 1st Degree	20
	ATTEMPTS	
750.110A3	Home Invasion - 2nd Degree	15
	ATTEMPTS	
750.110A4	Home Invasion - 3rd Degree	5
	ATTEMPTS	
750.111	Break & Enter - Entry w/o Breaking w/Intent	5
	ATTEMPTS	
750.116	Burglar's Tools - Possession	10
	ATTEMPTS	
750.1313C	Check - Non-Sufficient Funds \$500 or More	2
	ATTEMPTS	
750.131A1	Check - No Account	2
	ATTEMPTS	
750.131A2	Check - Non-Sufficient Funds - 3 Within 10 Days	2
	ATTEMPTS	
750.136B2	Child Abuse - 1st Degree	15
	ATTEMPTS	
750.136B3	Child Abuse - 2nd Degree	4
	ATTEMPTS	
750.136B4	Child Abuse - 3rd Degree	2
	ATTEMPTS	
750.145C2	Child Sexually Abusive Activity	20
	ATTEMPTS	
750.157N1	Financial Transaction Device - Steal/Retain w/o Consent	4
	ATTEMPTS	
750.157N2	Financial Transaction Device - Possess Fraudulent One	4
	ATTEMPTS	
750.157P	Financial Transaction Device - Possess w/Intent to Use/Sell	4
	ATTEMPTS	
750.157Q	Financial Transaction Device - Illegal Sale/Use	4
	ATTEMPTS	
750.159I1	Criminal Enterprise - Conducting	20
	ATTEMPTS	
750.1744A	Embezzlement - Agent or Trustee \$1,000 - < \$20,000	5
	ATTEMPTS	
750.1745A	Embezzlement - Agent or Trustee \$20,000 - < \$50,000	10
	ATTEMPTS	

TOTAL*	.5	1	1.5	2	2.5	3	3.5	4	4.5	5	10	15	20	25	>25	LIFE	AVG
926	38	174	225	227	53	53	12	23	11	17	53	13	7	2	3	7	2.5
883	32	162	214	222	52	53	12	23	11	17	53	13	7	2	3	7	2.5
35	6	12	11	5	1												1.1
20		1	1	2	1	4	1	2	1	1	6						4.2
2		1		1													1.3
26		4	3	13	2	1		1			2						2.1
3		2			1												1.4
1		1															1.0
1			1														1.1
1			1														1.5
11		3	7			1											1.3
5	1	3		1													1.1
7			1			1	1			2	2						4.7
3	1			1	1												1.5
1			1														1.5
1											1						7.0
15	3	4	3	4	1												1.2
2		1	1														1.1
2		2															.8
4		1	2	1													1.3
3		1	1	1													1.3
2										1	1						5.5
7	1		2	1		2		1									2.1
1				1													1.7
5				2		2				1							2.8
1					1												2.5

NOTE: Be sure to check for related offense codes when examining a particular type of crime. They may or may not be in sequential order or even on the same page.

B3 2006 Commitments by Minimum Term Distribution for Women — All Offenses

Includes Additional Sentences Imposed
Page 4 of 8

B - 47

GRAND TOTALS		
VIOLATIONS		
ATTEMPTS		
Max. Penalty		
750.174A	Embezzlement - From Vulnerable Adult	10
	ATTEMPTS	
750.174A4A	Embezzlement - Vulnerable Adult	5
	\$1,000 - < \$20,000	ATTEMPTS
750.174A5A	Embezzlement - Vulnerable Adult	10
	\$20,000 or More	ATTEMPTS
750.176	Embezzlement - Administrator/	10
	Executor/Guardian	ATTEMPTS
750.193	Escape - Prison	5
	ATTEMPTS	
750.1952	Escape - From Felony Jail Sentence	4
	ATTEMPTS	
750.197C-A	Assault of Prison Employee	4
	ATTEMPTS	
750.197C	Escape - From Jail Through Violence or	4
	Assault Prison Employee	ATTEMPTS
750.199A	Bond - Absconding or Forfeiting	4
	ATTEMPTS	
750.2184A	False Pretenses - \$1,000 - < \$20,000	5
	ATTEMPTS	
750.2184B	False Pretenses - \$200 - < \$1,000,	5
	2nd Offense	ATTEMPTS
750.2185A	False Pretenses - \$20,000 or More	10
	ATTEMPTS	
750.224F	Weapons - Firearms, Possess by Felon	5
	ATTEMPTS	
750.227	Weapons - Carrying Concealed	5
	ATTEMPTS	
750.227B-A	Weapons - Felony Firearm	2
	ATTEMPTS	
750.234B	Weapons - Firearms, Discharge	4
	in/at Bldg.	ATTEMPTS
750.248	Forgery	14
	ATTEMPTS	
750.249	Uttering & Publishing	14
	ATTEMPTS	
750.285	Obtain Personal Identity Info w/o	5
	Permission	ATTEMPTS

TOTAL*	.5	1	1.5	2	2.5	3	3.5	4	4.5	5	10	15	20	25	>25	LIFE	AVG
926	38	174	225	227	53	53	12	23	11	17	53	13	7	2	3	7	2.5
883	32	162	214	222	52	53	12	23	11	17	53	13	7	2	3	7	2.5
35	6	12	11	5	1												1.1
1	1																.3
1						1											3.0
1				1													1.8
1			1														1.4
3			2	1													1.3
2			1	1													1.4
3		1	1		1												1.6
1				1													2.0
5			3	1		1											1.7
10		2	4	2	1			1									1.7
1		1															1.0
1				1													2.0
7	1	1	1	4													1.4
2				2													2.0
4			4														1.5
22				22													2.0
1		1															1.0
16		1	5	3	1	3		2			1						2.3
1			1														1.5
92	2	19	29	32	4	5		1									1.6
8		2	5	1													1.2
1					1												2.5

NOTE: Be sure to check for related offense codes when examining a particular type of crime. They may or may not be in sequential order or even on the same page.

B3 2006 Commitments by Minimum Term Distribution for Women — All Offenses

Includes Additional Sentences Imposed
Page 5 of 8

B - 48

			TOTAL*	.5	1	1.5	2	2.5	3	3.5	4	4.5	5	10	15	20	25	>25	LIFE	AVG
GRAND TOTALS			926	38	174	225	227	53	53	12	23	11	17	53	13	7	2	3	7	2.5
VIOLATIONS			883	32	162	214	222	52	53	12	23	11	17	53	13	7	2	3	7	2.5
ATTEMPTS			35	6	12	11	5	1												1.1
Max. Penalty																				
750.316-A	Homicide - Murder 1st Degree, Premeditated	LIFE ATTEMPTS	3																3	
750.316-B	Homicide - Felony Murder	LIFE ATTEMPTS	2																2	
750.316	Homicide	LIFE ATTEMPTS	1																1	
750.317	Homicide - Murder 2nd Degree	LIFE ATTEMPTS	18											2	5	5	2	3	1	18.8
750.321-A	Homicide - Manslaughter, Statutory Short Form	15 ATTEMPTS	10						1	2		2	1	4						5.2
750.321-C	Homicide - Manslaughter, Involuntary	15 ATTEMPTS	3			1								2						5.1
750.321-E	Homicide - Manslaughter with Motor Vehicle	15 ATTEMPTS	1											1						7.0
750.321	Homicide - Manslaughter	15 ATTEMPTS	1										1							4.8
750.324	Homicide - Negligent Homicide	2 ATTEMPTS	2			2														1.3
750.3563A	Larceny - \$1,000 - < \$20,000	5 ATTEMPTS	1				1													1.9
750.356A1	Larceny - From Motor Vehicle	5 ATTEMPTS	1			1														1.2
750.356C	Retail Fraud - 1st Degree	5 ATTEMPTS	66	4	20	18	16	4	3		1									1.4
750.357	Larceny from Person	10 ATTEMPTS	18		3	4	6	1	2		1			1						2.1
750.357B	Weapons - Firearms - Larceny	5 ATTEMPTS	1			1														1.5
750.360	Larceny in Building	4 ATTEMPTS	23	1	5	10	5	1	1											1.4
			1	1																.5
750.362A3A	Failure to Return Rented Property \$1,000 - < \$20,000	5 ATTEMPTS	1		1															.8
750.377A1B1	Malicious Destruction Personal Property \$1,000 - < \$20,000	5 ATTEMPTS	4			4														1.3
750.377B	Malicious Destruction Fire/Police Property	4 ATTEMPTS	1			1														1.5
750.3802A	Malicious Destruction Building \$20,000 or More	10 ATTEMPTS	1			1														1.5

NOTE: Be sure to check for related offense codes when examining a particular type of crime. They may or may not be in sequential order or even on the same page.

B3 2006 Commitments by Minimum Term Distribution for Women — All Offenses

Includes Additional Sentences Imposed
Page 6 of 8

B - 49

			GRAND TOTALS
			VIOLATIONS
			ATTEMPTS
			Max. Penalty
750.411A1B	False Report of a Felony	4	
	ATTEMPTS		
750.411I	Stalking - Aggravated	5	
	ATTEMPTS		
750.413	Motor Vehicle - Unlawfully Driving	5	
	Away	ATTEMPTS	
750.414	Motor Vehicle - Unlawful Use	2	
	ATTEMPTS		
750.422-A	Perjury - Court Proceeding Capital	LIFE	
	Crime	ATTEMPTS	
750.423	Perjury - Other Than Court	15	
	Proceeding	ATTEMPTS	
750.439	Polygamy	4	
	ATTEMPTS		
750.451-D	Prostitution - 3rd+ Offense	2	
	ATTEMPTS		
750.479A3	Police Officer - Fleeing (Penal Code)	5	
	3rd Degree	ATTEMPTS	
750.483A6B	Tamper w/Evidence - Criminal Case	10	
	Max >10 yr Term	ATTEMPTS	
750.505-B	Accessory After the Fact to Felony	5	
	ATTEMPTS		
750.520B1A	CSC - 1st Degree - Person Under 13	LIFE	
	ATTEMPTS		
750.520B1B	CSC - 1st Degree - Relationship	LIFE	
	ATTEMPTS		
750.520C1A	CSC - 2nd Degree - Person Under 13	15	
	ATTEMPTS		
750.520D1A	CSC - 3rd Degree - Person 13-15	15	
	ATTEMPTS		
750.520E1G	CSC - 4th Degree - Incest	2	
	ATTEMPTS		
750.520G1	CSC - Assault w/Intent to Commit	10	
	Sexual Penetration	ATTEMPTS	
750.520G2	CSC - 2nd Degree Assault	5	
	ATTEMPTS		
750.529	Robbery - Armed	LIFE	
	ATTEMPTS		

TOTAL*	.5	1	1.5	2	2.5	3	3.5	4	4.5	5	10	15	20	25	>25	LIFE	AVG
926	38	174	225	227	53	53	12	23	11	17	53	13	7	2	3	7	2.5
883	32	162	214	222	52	53	12	23	11	17	53	13	7	2	3	7	2.5
35	6	12	11	5	1												1.1
1		1															1.0
4		1	2					1									1.9
13		2	6	3	2												1.6
1			1														1.1
4	1		2		1												1.3
1						1											3.0
1		1															.6
1		1															1.0
7		1	5	1													1.3
4			1	3													1.7
1			1														1.5
5		2		2	1												1.7
1													1				18.0
1											1						7.0
1								1									3.6
4			1	2		1											2.0
1			1														1.3
2									1		1						5.6
1			1														1.5
20		1	1		2	1	2		2		7	4					6.5

NOTE: Be sure to check for related offense codes when examining a particular type of crime. They may or may not be in sequential order or even on the same page.

B3 2006 Commitments by Minimum Term Distribution for Women — All Offenses

Includes Additional Sentences Imposed
Page 7 of 8

B - 50

GRAND TOTALS		
VIOLATIONS		
ATTEMPTS		
Max. Penalty		
750.529A	Carjacking	LIFE ATTEMPTS
750.530	Robbery - Unarmed	15 ATTEMPTS
750.531-A	Bank Robbery	LIFE ATTEMPTS
750.531-B	Safe Breaking	LIFE ATTEMPTS
750.5353A	Stolen Property - Rec & Conc \$1,000 - < \$20,000	5 ATTEMPTS
750.5357	Stolen Property - Rec & Conc Motor Vehicle	5 ATTEMPTS
750.535B	Weapons - Firearms - Receive & Conceal	10 ATTEMPTS
750.72-A	Arson - Dwelling House	20 ATTEMPTS
750.72	Arson Dwelling House/Curtilage	20 ATTEMPTS
750.73	Arson - Real Property	10 ATTEMPTS
750.771C1	Arson - Prepare to Burn Property \$1,000 - < \$20,000	5 ATTEMPTS
750.771D1	Arson - Prepare to Burn Property \$20,000 or More	10 ATTEMPTS
750.814	Domestic Violence, 3rd Offense	2 ATTEMPTS
750.81A3	Domestic Violence - Aggravated 2nd Offense	2 ATTEMPTS
750.81D1	Police Officer - Assault/Resist/Obstruct	2 ATTEMPTS
750.81D2	Police Officer - Assault/Resist/Obstruct Causing Injury	4 ATTEMPTS
750.82	Felonious Assault	4 ATTEMPTS
750.83	Assault w/Intent to Murder	LIFE ATTEMPTS
750.84	Assault w/Intent to do Great Body Harm Less Than Murder	10 ATTEMPTS

TOTAL*	.5	1	1.5	2	2.5	3	3.5	4	4.5	5	10	15	20	25	>25	LIFE	AVG
926	38	174	225	227	53	53	12	23	11	17	53	13	7	2	3	7	2.5
883	32	162	214	222	52	53	12	23	11	17	53	13	7	2	3	7	2.5
35	6	12	11	5	1												1.1
5										1	3		1				9.4
22	1	1	4	7	1	3	1	1	1		2						2.5
6		2	2	1						1							1.9
1				1													2.0
2				1	1												2.1
7	2	3	2														.9
1		1															1.0
1				1													1.6
5			1	1	1			1	1								2.7
1				1													2.0
1			1														1.5
2				2													1.7
1					1												2.5
1				1													1.9
1	1																.5
1			1														1.3
9	1	2	6														1.0
2		1	1														1.2
13	2	5	4	2													1.1
7						1			1	1	3	1					6.8
17		1	2	6	2	1		2		2	1						2.7

NOTE: Be sure to check for related offense codes when examining a particular type of crime. They may or may not be in sequential order or even on the same page.

B3 2006 Commitments by Minimum Term Distribution for Women — All Offenses

Includes Additional Sentences Imposed
Page 8 of 8

B - 51

750.85	Torture	LIFE
750.88	Assault w/Intent to Rob While Unarmed	ATTEMPTS
750.89	Assault w/Intent to Rob While Armed	ATTEMPTS
750.91	Homicide - Attempted Murder	LIFE
752.7972A	Computers - Unauthorized Access	ATTEMPTS
752.7973D	Computers - Use to Commit Crime	ATTEMPTS
752.7973F	Computers - Use to Commit Crime	ATTEMPTS
752.861	Weapons - Firearms, Careless Use	ATTEMPTS
800.2814	Prisons - Prisoner Possessing Contraband	ATTEMPTS
801.2631	Jail - Furnish Contraband to Prisoner	ATTEMPTS
		ATTEMPTS
		ATTEMPTS
		ATTEMPTS

TOTAL	.5	1	1.5	2	2.5	3	3.5	4	4.5	5	10	15	20	25	>25	LIFE	Avg
926	38	174	225	227	53	53	12	23	11	17	53	13	7	2	3	7	2.5
883	32	162	214	222	52	53	12	23	11	17	53	13	7	2	3	7	4.3
356	6	12	11	5	1				1		3	1					6.6
1												1					11.3
1		1															1.0
2				1			1										2.4
1											1						6.0
1				1													2.0
1	1																.1
1						1											3.0

NOTE: Be sure to check for related offense codes when examining a particular type of crime. They may or may not be in sequential order or even on the same page.

*Sentences with Insufficient Information = 8.

Largest minimum term is reported.

When minimum terms exceed maximum penalties, that may be due to anomalies in criminal justice practices, habitualized offenses, database errors, etc.

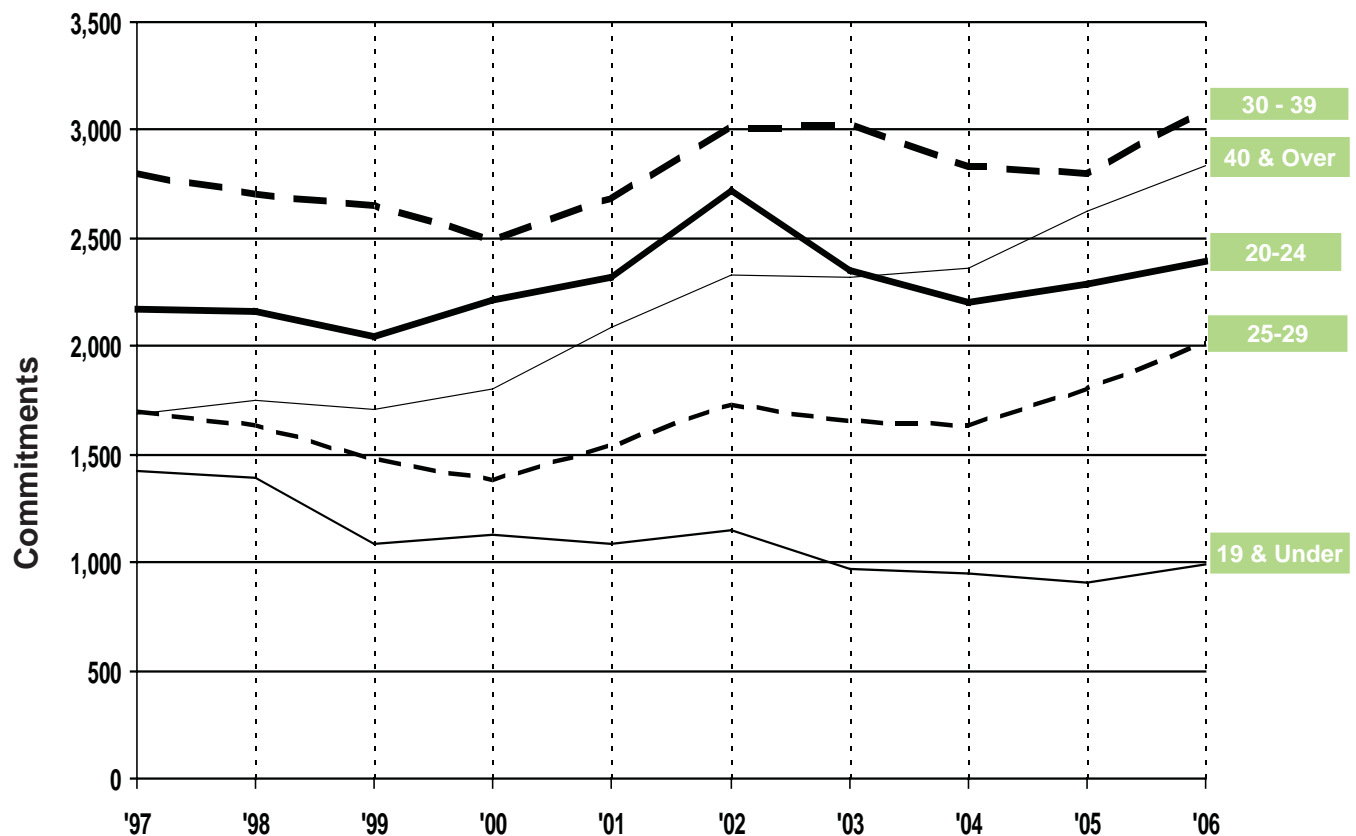
Each minimum term category is rounded up from the preceding category (for example, the ten-year category includes all minimums longer than five years up to exactly ten years).

Minimum term averages are based on raw data (with life sentences excluded from the calculations).

Source: Corrections Management Information System (CMIS)

B4a Commitments by Age for Men, 1997 - 2006

Includes Additional Sentences Imposed



B4b Commitments by Age, Race and Gender as of December 2006

Includes Additional Sentences Imposed

Age Group	TOTAL COMMITMENTS		MALE COMMITMENTS						FEMALE COMMITMENTS					
			Total Male		White		Non-White		Total Female		White		Non-White	
	Count	PCNT	Count	PCNT	Count	PCNT	Count	PCNT	Count	PCNT	Count	PCNT	Count	PCNT
19 and Under	1,021	8.3	994	8.8	402	3.6	592	5.2	27	2.9	13	1.4	14	1.5
20 - 24	2,512	20.5	2,394	21.1	1,175	10.4	1,219	10.8	118	12.8	58	8.8	37	4.0
25 - 29	2,169	17.7	2,011	17.8	995	8.8	1,016	9.0	158	17.2	98	10.7	60	6.5
30 - 39	3,397	27.8	3,084	27.2	1,549	13.7	1,535	13.6	313	34.1	179	19.5	134	14.6
40 and Over	3,141	25.7	2,838	25.1	1,552	13.7	1,286	11.4	303	33.0	180	19.6	123	13.4
Totals	12,283*	100.0	11,321	100.0	5,673	50.1	5,648	49.9	919	100.0	551	60.0	368	40.0
SUBTOTALS AS PERCENT OF TOTAL	100.0		92.5		46.3		46.2		7.5		4.5		3.0	

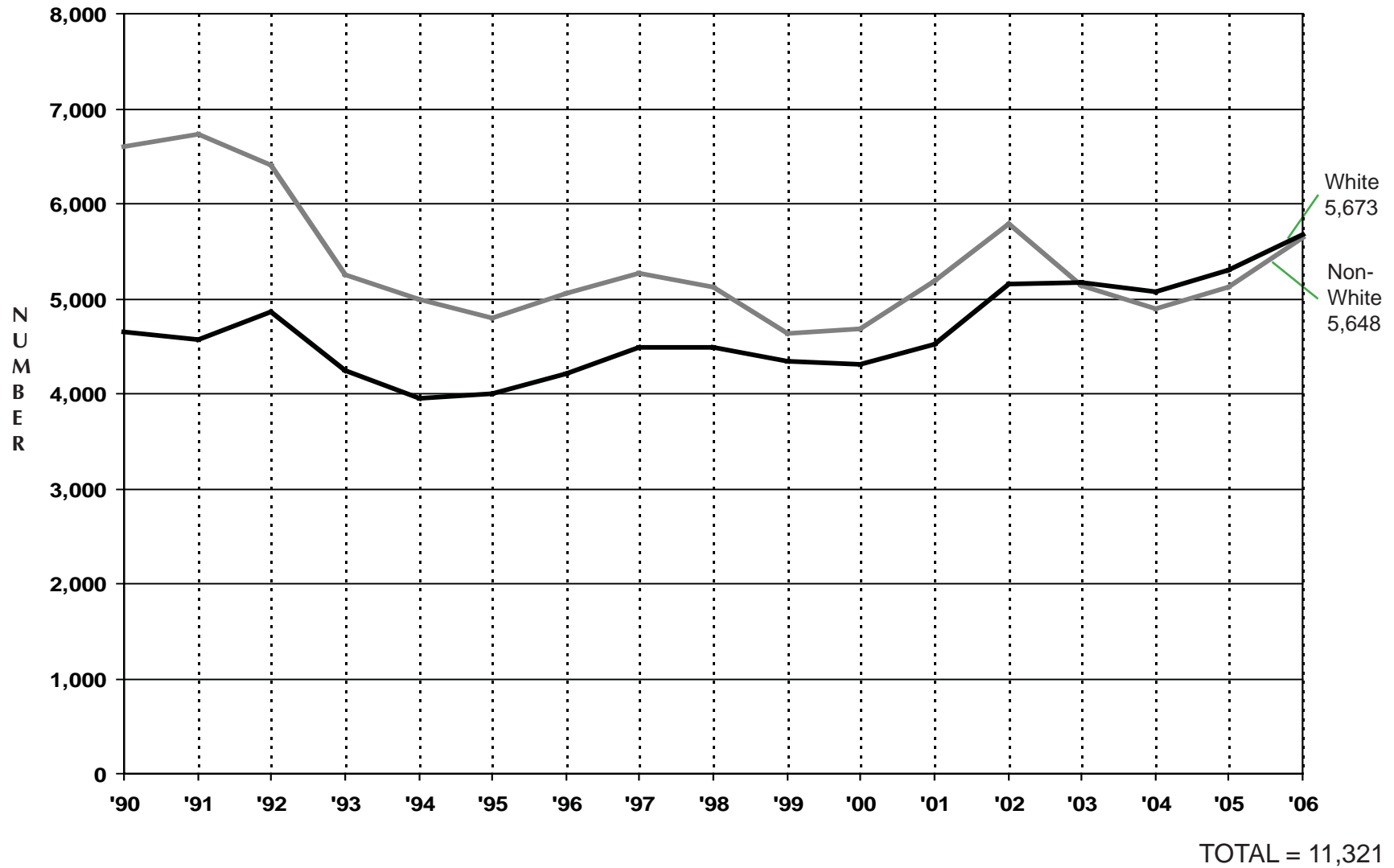
*Cases with Insufficient Information = 43 (excluded from % calculations).

SOURCE: Corrections Management Information System (CMIS).

B5a Commitments by Race for Men, 1990 - 2006

Includes Additional Sentences Imposed

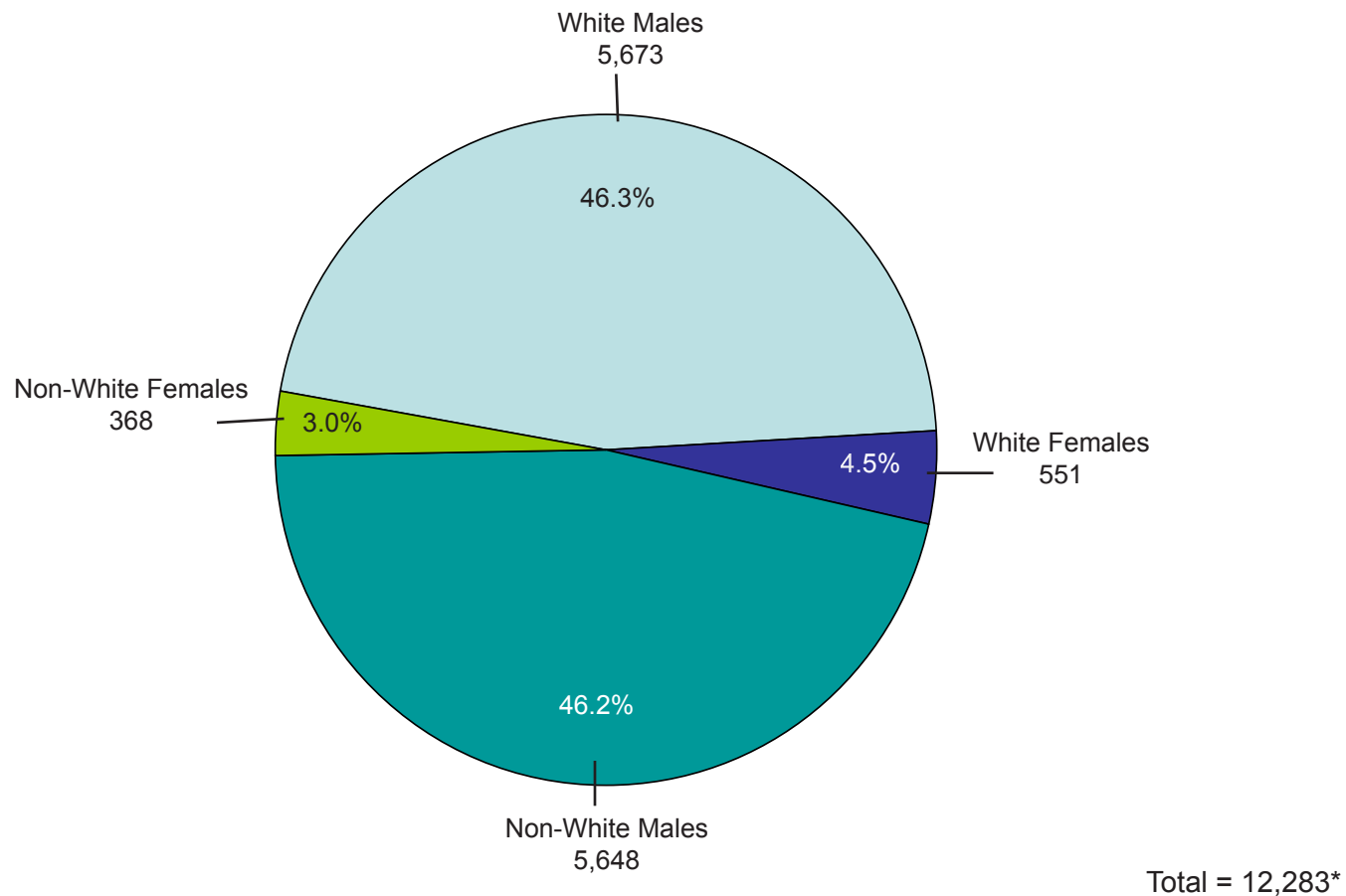
B - 53



Source: Corrections Management Information System (CMIS).

B5b Total 2006 Commitments by Race and Gender

Includes Additional Sentences Imposed

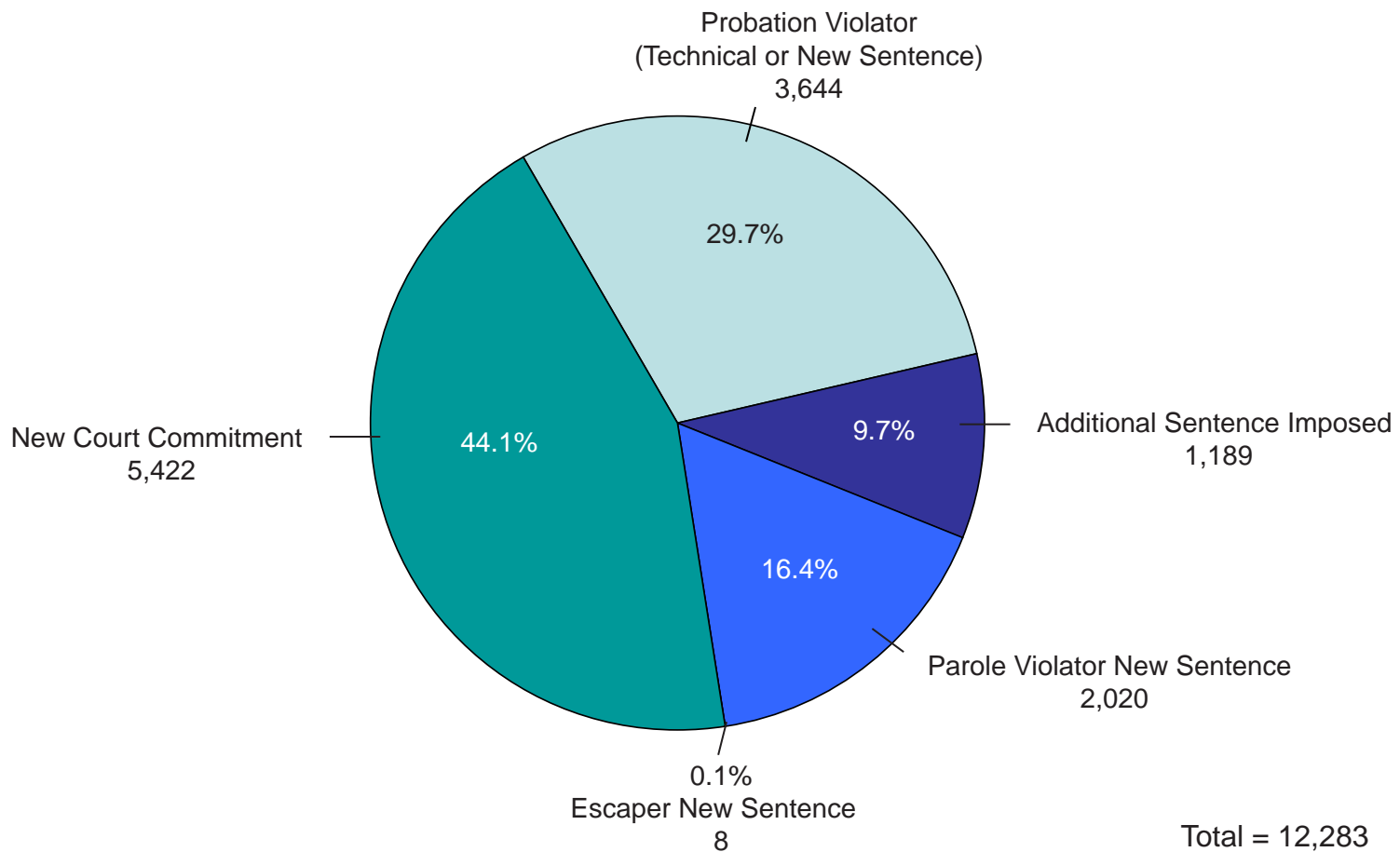


Source: Corrections Management Information System (CMIS)

*Cases with insufficient information = 43 (excluded from % calculations)

B6 2006 Prison Commitments by Type

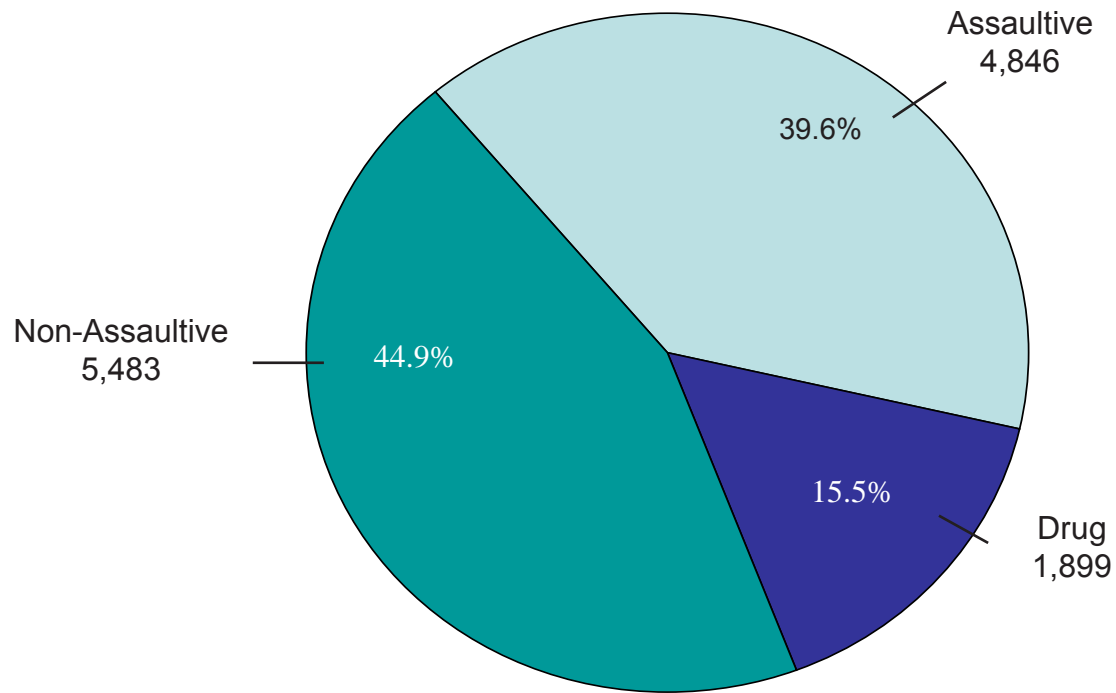
Includes Additional Sentences Imposed



Source: Corrections Management Information System (CMIS)

B7 2006 Prisoner Intake by Major Crime Types

Includes Additional Sentences Imposed



Total = 12,283*

Source: Corrections Management Information System (CMIS)

*Cases with insufficient information = 55 (excluded from % calculations)

Prisoner Population



This section presents descriptions of Michigan's correctional facilities and statistics regarding the characteristics of the prisoner population.

The map shows the location of each Michigan prison and camp, as well as a geographic breakdown of the Correctional Facilities Administration (CFA) regions. The map is followed by a description of each facility.

Table C is a breakdown of the net operating capacity of the institutions and camps by security level.

Table Ca displays the end-of-year institution and camp population from 1992 through 2006.

Table C1 shows the total prisoner population broken down by minimum sentence and offense. The total population includes prisoners housed in institutions, camps, the SAI-Prison program and Community Residential Programs (CRP). Tables C1a through C1c show the information in Table C1 broken down by major crime categories (i.e., non-assaultive, drug and assaultive). Table C2 shows the total *female* prisoner population broken down by minimum sentence and offense.

The crimes in the C1 series of tables and the C2 table are sorted by Michigan Compiled Law (MCL) numbers and Prosecuting Attorney's Coordinating Council (PACC) codes (the sort order used since 1999). Since this sort order keeps sequential codes together, similar crimes that have identical maximum penalties are not consolidated. This level of detail provides much richer information, but the reader must be careful to watch for related codes when attempting to examine the prison population frequency and minimum term distribution for a particular type of crime. For example, several separate offense codes now appear for the crime of first degree criminal sexual conduct (750.520B--) because each code represents a specific characteristic of the offense.

Tables C3a through C3c summarize the total prisoner population broken down by age, location and race.

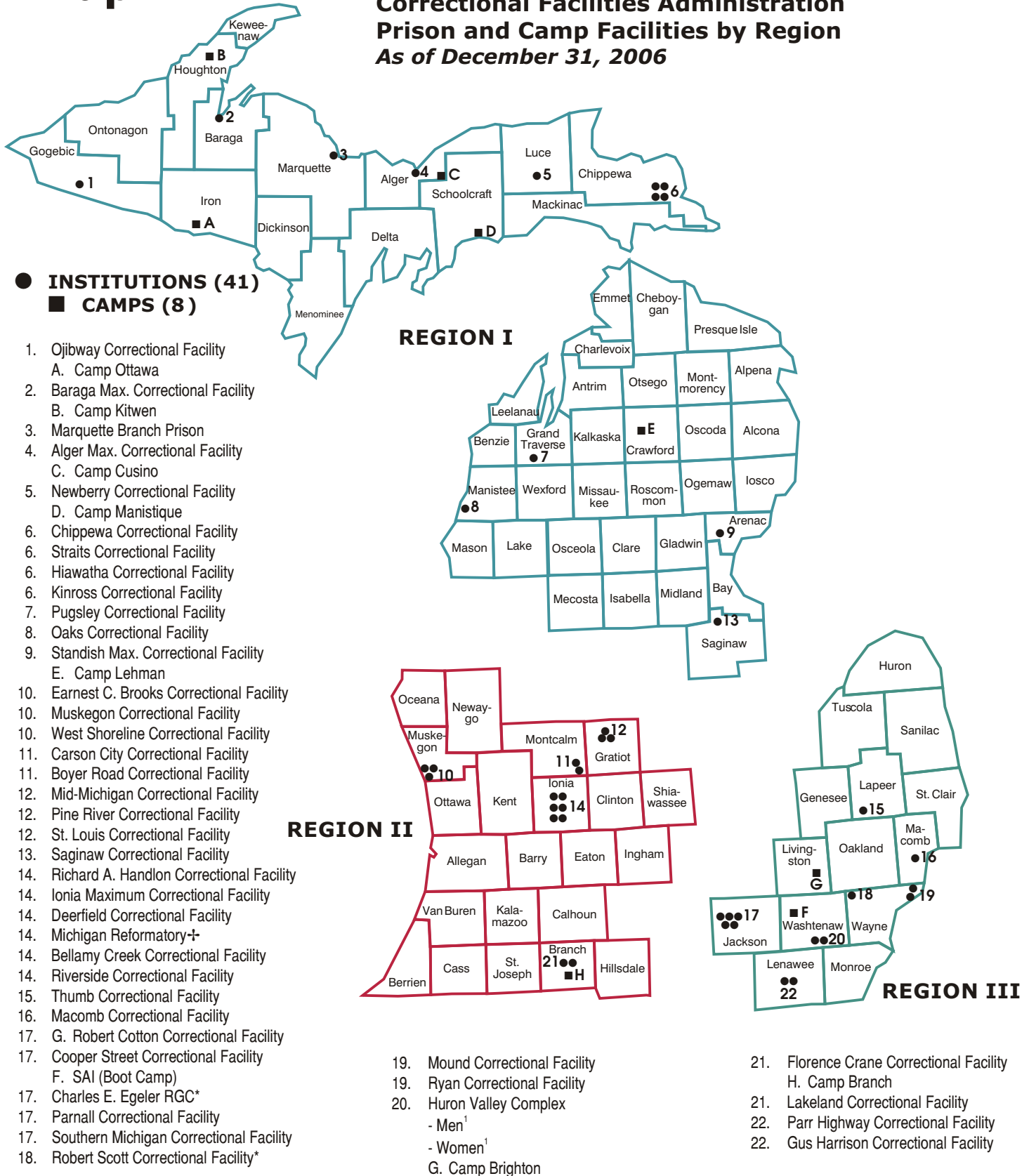
Table C4 summarizes the movement of prisoners into and out of the institution and camp population during 2006. To demonstrate the effect of prisoner movement on the size of the institution and camp population,

Table C4 reports only the movements onto and off of the institution/camp count. In other words, the table ignores movement types that do not affect the total count (e.g., movements *between* institutions). It also does not show prisoner movements that do not involve prison/camp locations (e.g., prisoner movements to parole from CRP locations).

Table C5 shows the number of escapes from secure DOC custody from 1999 through 2006. The Department recently modernized its coding and reporting of escapes, as is explained in the narrative of Table C5. The modernization was implemented starting with 1999 data, but escape figures since 1996 were recalculated using the new reporting process to provide a trend line based on consistent methodology.

Map

Michigan Department of Corrections Correctional Facilities Administration Prison and Camp Facilities by Region As of December 31, 2006



Michigan Department of Corrections Facilities

December 31, 2006

FACILITIES

- **Alger Maximum Correctional Facility (LMF)**
- **Baraga Maximum Correctional Facility (AMF)**
- **Bellamy Creek Correctional Facility (IBC)**
- **Boyer Road Correctional Facility (OTF)** - *Information regarding this facility under Carson City Correctional Facility (DRF)*
- **Brooks, Earnest C. Correctional Facility (LRF)**
- **Carson City Correctional Facility (DRF)**
- **Chippewa Correctional Facility (URF)**
- **Cooper Street Correctional Facility (JCS)**
- **Cotton, G. Robert Correctional Facility (JCF)**
- **Crane, Florence Correctional Facility (ACF)** - *Information regarding this facility under Lakeland Correctional Facility (LCF)*
- **Deerfield Correctional Facility (ITF)** - *Information regarding this facility under Riverside Correctional Facility (RCF)*
- **Egeler, Charles E. Reception and Guidance Center (RGC)**
- **Handlon, Richard A. Correctional Facility (MTU)**
- **Harrison, Gus Correctional Facility (ARF)**
- **Hiawatha Correctional Facility (HTF)** - *Information regarding this facility under Kinross Correctional Facility (KCF)*
- **Huron Valley Complex - Men (HVM) Women (WHV)**
- **Ionia Maximum Correctional Facility (ICF)**
- **Kinross Correctional Facility (KCF)**
- **Lakeland Correctional Facility (LCF)**
- **Macomb Correctional Facility (MRF)**
- **Marquette Branch Prison (MBP)**
- **Mid-Michigan Correctional Facility (STF)** - *Information regarding this facility under St. Louis Correctional Facility (SLF)*
- **Mound Correctional Facility (NRF)**
- **Muskegon Correctional Facility (MCF)**
- **Newberry Correctional Facility (NCF)**
- **Oaks Correctional Facility (ECF)**
- **Ojibway Correctional Facility (OCF)**
- **Parnall Correctional Facility (SMT)**
- **Parr Highway Correctional Facility (ATF)** - *Information regarding this facility under Gus Harrison Correctional Facility (ARF)*
- **Pine River Correctional Facility (SPR)**
- **Pugsley Correctional Facility (MPF)**
- **Riverside Correctional Facility (RCF)**
- **Ryan Correctional Facility (RRF)**
- **Saginaw Correctional Facility (SRF)**
- **Scott, Robert Correctional Facility (SCF)**
- **St. Louis Correctional Facility (SLF)**
- **Southern Michigan Correctional Facility (JMF)**
- **Standish Maximum Correctional Facility (SMF)**
- **Straits Correctional Facility (KTF)** - *Information regarding this facility under Chippewa Correctional Facility (URF)*
- **Thumb Correctional Facility (TCF)**
- **West Shoreline Correctional Facility (MTF)** - *Information regarding this facility under Earnest C. Brooks Correctional Facility (LRF)*

CAMPS

- **Camp Branch (CDW)** - *Information regarding this camp under Florence Crane Correctional Facility (ACF)*
- **Camp Brighton (CBI)** - *Information regarding this camp under Huron Valley Complex - Women (WHV)*
- **Camp Cassidy Lake (SAI Boot Camp)** - *Information regarding this camp under Cooper Street Correctional Facility (JCS)*
- **Camp Cusino (CCU)** - *Information regarding this camp under Alger Maximum Correctional Facility (LMF)*
- **Camp Kitwen (CKT)** - *Information regarding this camp under Baraga Maximum Correctional Facility (AMF)*
- **Camp Lehman (CLE)** - *Information regarding this camp under Standish Maximum Correctional Facility (SMF)*
- **Camp Manistique (CMQ)** - *Information regarding this camp under Newberry Correctional Facility (NCF)*
- **Camp Ottawa (COT)** - *Information regarding this camp under Ojibway Correctional Facility (OCF)*

2006 Facility Descriptions

Alger Maximum Correctional Facility (LMF)

Warden David Bergh
Deputy Warden Lloyd Rapelje
Industrial Park Drive, P.O. Box 600
Munising, MI 49862
(906) 387-5000; FAX (906) 387-5019

Opened: August 1990
Total Capacity: 536
Net Operating Capacity: 528
Age Limits: Males, 17 or older
Security Level: V (maximum)
Appropriation for 2006/2007: \$30,266,300
Appropriated per capita for prisoner care and custody:
\$97.67

Camp Cusino (CCU)

ADW Dan Lesatz
N5398 Percy Road
Shingleton, MI 49884
(906) 452-6248; FAX (906) 452-6585

Total Capacity: 320
Net Operating Capacity: 320
Security Level: I (minimum)
Appropriation for 2006/2007: Included in the budget of
Alger Maximum Correctional Facility (LMF)
Appropriated per capita for prisoner care and custody:
Included in the budget of LMF

Baraga Maximum Correctional Facility (AMF)

Warden Greg McQuiggin
Deputy Warden Linda Tribbley
1392401 Wadaga Road
Baraga, MI 49908-9204
(906) 353-7070; FAX (906) 353-8760

Opened: June 1993
Total Capacity: 896
Net Operating Capacity: 881
Age Limits: Males, 17 or older
Security Level: I and V
Appropriation for 2006/2007: \$34,969,000
Appropriated per capita for prisoner care and custody:
\$88.38

Camp Kitwen (CKT)

ADW Evelyn Nicholls
M-26 South, P.O. Box 7
Painesdale, MI 49955
(906) 288-3791; FAX (906) 288-3009

Total Capacity: 288
Net Operating Capacity: 284
Security Level: I (minimum)
Appropriation for 2006/2007: Included in the budget of
Baraga Maximum Correctional Facility (AMF)
Appropriated per capita for prisoner care and custody:
Included in the budget of AMF

Shaded Information Groups list camps and facilities under the facility that administers them.

Bellamy Creek Correctional Facility (IBC)

Warden Ken McKee
Deputy Warden Cathleen Stoddard
1727 W. Bluewater Hwy.
Ionia, MI 48846
(616) 527-2510; FAX (616) 527-7089

Opened: 12/2001
Total Capacity: 1,888
Net Operating Capacity: 1,873
Age Limits: Males, 17 or older
Security Level: I, II and IV
Appropriation for 2006/2007: \$43,074,500
Appropriated per capita for prisoner care and custody:
\$64.49

Brooks, Earnest C. Correctional Facility (LRF)

Warden Mary Berghuis
Deputy Warden Rick Smith
2500 S. Sheridan Road
Muskegon Heights, MI 49444
(231) 773-9200; FAX (231) 777-2097

Opened: June 1989
Total Capacity: 1,246
Net Operating Capacity: 1,235
Age Limits: Males, 17 or older
Security Level: I, II and IV
Appropriation for 2006/2007: \$43,002,100
Appropriated per capita for prisoner care and custody:
\$53.55

West Shoreline Correctional Facility (MTF)

Warden Mary Berghuis
Deputy Warden Michael Singleton
2500 S. Sheridan Drive
Muskegon Heights, MI 49444
(231) 773-1122; FAX (231) 777-2097

Opened: October 1987
Total Capacity: 1,122
Net Operating Capacity: 1,120
Age Limits: Males, all ages
Security Level: Secure Level I
Appropriation for 2006/2007: Included in the budget of
Earnest C. Brooks Correctional Facility (LRF)
Appropriated per capita for prisoner care and custody:
Included in the budget of LRF

Carson City Correctional Facility (DRF)

Warden Thomas K. Bell
Deputy Warden Tony Trierweiler
10522 Boyer Rd.
Carson City, MI 48811
(989) 584-3941; FAX (989) 584-6535

Opened: August 1989
Total Capacity: 1,246
Net Operating Capacity: 1,233
Age Limits: Males, 17 or older
Security Level: I, II and IV
Appropriation for 2006/2007: \$44,686,300
Appropriated per capita for prisoner care and custody:
\$55.65

Boyer Road Correctional Facility (OTF)

Warden Thomas K. Bell
Deputy Warden Lori Gidley
10274 Boyer Road
Carson City, MI 48811
(989) 584-3941; FAX (989) 584-6535

Opened: November 1987
Total Capacity: 1,123
Net Operating Capacity: 1,120
Age Limits: Males, 17 or older
Security Level: Secure Level I
Appropriation for 2006/2007: Included in the budget of
Carson City Correctional Facility (DRF)
Appropriated per capita for prisoner care and custody:
Included in the budget of DRF

Chippewa Correctional Facility (URF)

Warden Jeri-Ann Sherry
Deputy Warden John Boynton
4269 W. M-80
Kincheloe, MI 49784
(906) 495-2275; FAX (906) 495-5836

Opened: August 1989
Total Capacity: 1,150
Net Operating Capacity: 1,126
Age Limits: Males, 17 or older
Security Level: I, III and IV
Appropriation for 2006/2007: \$44,492,500
Appropriated per capita for prisoner care and custody: \$57.44

Straits Correctional Facility (KTF)

Warden Jeri-Ann Sherry
Deputy Warden Mitch Perry
4387 W. M-80
Kincheloe, MI 49785
(906) 495-5674; FAX (906) 495-5836

Opened: May 1988
Total Capacity: 1,102
Net Operating Capacity: 1,100
Age Limits: Males, all ages
Security Level: Level II
Appropriation for 2006/2007: Included in the budget of Chippewa Correctional Facility (URF)
Appropriated per capita for prisoner care and custody: Included in the budget of URF

Cooper Street Correctional Facility (JCS)

Warden Bruce Curtis
A/Deputy Warden Robin Stephens
3100 Cooper Street
Jackson, MI 49201
(517) 780-6175; FAX (517) 780-6811

Opened: 1997
Total Capacity: 1,434
Net Operating Capacity: 1,432
Age Limits: Males, 17 or older
Security Level: Secure Level I
Appropriation for 2006/2007: \$24,599,500
Appropriated per capita for prisoner care and custody: \$49.56

Camp Cassidy Lake (SAI Boot Camp)

ADW Jack Clore
18901 Waterloo Road
Chelsea, MI 48118
(734) 475-1368

Level I facility housing male (ZLI) and female (ZLW) prisoners participating in the Special Alternative Incarceration (SAI) Program.
Effective June 2004, the responsibility for the SAI Program transferred from the Field Operations Administration to the Correctional Facilities Administration with Cooper Street Correctional Facility providing administrative oversight.

Cotton, G. Robert Correctional Facility (JCF)

Warden Doug Vasbinder
Deputy Warden Joe Barrett
3500 N. Elm Road
Jackson, MI 49201
(517) 780-5000; FAX (517) 780-5100

Opened: December 1985
Total Capacity: 1,854
Net Operating Capacity: 1,830
Age Limits: Males, 17 or older
Security Level: I, Secure I, II and IV
Appropriation for 2006/2007: \$37,807,200
Appropriated per capita for prisoner care and custody: \$55.87

Egeler, Charles E. Reception and Guidance Center (RGC)

Warden Nick Ludwick
Deputy Warden CC. Brown-Brandon
3855 Cooper Street
Jackson, MI 49201
(517) 780-5600; FAX (517) 780-5814
Duane Waters Hospital (517) 780-5600;
FAX (517) 780-5677

Opened as Charles Egeler Reception and Guidance Center (RGC) in July 2002
Total Capacity: 1,853
Net Operating Capacity: 1,849
Age Limits: All male commitments 17 years or older are processed through this center
Security Levels: I, II and Reception
Appropriation for 2006/2007: \$50,354,900
Appropriated per capita for prisoner care and custody: \$86.71

Handlon, Richard A. Correctional Facility (MTU)

Warden John Prelesnik
Deputy Warden Mark Gassman
1728 Bluewater Highway
Ionia, MI 48846
(616) 527-3100; FAX (616) 527-3161

Opened: January 1958
Total Capacity: 1,331
Net Operating Capacity: 1,321
Age Limits: Males, 17 or older
Security Level: II
Appropriation for 2006/2007: \$23,344,900
Appropriated per capita for prisoner care and custody: \$48.45

Harrison, Gus Correctional Facility (ARF)

Acting Warden Ken Romanowski
Deputy Warden Peggy Bourne
2727 E. Beecher Street
Adrian, MI 49221
(517) 265-3900; FAX (517) 265-9542

Opened: March 1991
Total Capacity: 1,140
Net Operating Capacity: 1,119
Age Limits: Males, 17 or older
Security Level: I, II and IV
Appropriations for 2006/2007: \$45,702,800
Appropriated per capita for prisoner care and custody: \$55.36

Parr Highway Correctional Facility (ATF)

Warden Ken Romanowski
Deputy Warden Lee McRoberts
2727 E. Beecher
Adrian, MI 49221
(517) 263-3500; FAX (517) 264-9542

Opened: May 1989
Total Capacity: 1,122
Net Operating Capacity: 1,120
Age Limits: Males, all ages
Security Level: Secure Level I
Appropriation for 2006/2007: Included in the budget of Gus Harrison Correctional Facility (ARF)
Appropriated per capita for prisoner care and custody: Included in the budget of ARF

Huron Valley Complex - MEN (HVM) WOMEN (WHV)

Warden Susan Davis
Deputy Warden Carol Vallie (HVM)
Deputy Warden Oliva Bruce (WHV)
3201 Bemis Road (HVM)
3511 Bemis Road (WHV)
Ypsilanti, MI 48197
(734) 572-9900; FAX (734) 572-9499 (HVM)
(734) 434-5888; FAX (734) 572-9499 (WHV)

Effective 2004, the Huron Valley Correctional Facility (HVM) and the Huron Valley Center (HVC) were integrated into the Huron Valley Complex. The Complex, secured and run by the MDOC, consolidates mental health services and staff from both the MDOC and the Department of Community Health - Corrections Mental Health Program (DCH-CMHP) providing services to both male (HVM) and female (HVC) prisoners/patients.

Age Limits: Males and Females, all ages
Security Level: IV Men; I and II Female
Total Capacity: 538 (HVM); 927 (WHV)
Net Operating Capacity: 496 (HVM); 903 (WHV)
Appropriation for 2006/2007: \$40,280,200
Appropriated per capita for prisoner care and custody: \$79.85

Camp Brighton (CBI)

ADW: Thomas DeSantis
7200 Chambers Road
Pinckney, MI 48169
(734) 878-6623; FAX (734) 878-6590

Total Capacity: 404
Net Operating Capacity: 404
Age Limits: Females, all ages
Security Level: I
Operates under the direction of the Huron Valley Complex - Women

Ionia Maximum Correctional Facility (ICF)

Warden Willie Smith
Deputy Warden Nannette Norwood
1576 W. Bluewater Highway
Ionia, MI 48846
(616) 527-6331; FAX (616) 527-6863

Opened: May 1987
Total Capacity: 706
Net Operating Capacity: 675
Age Limits: Males, 17 or older
Security Level: II and V
Appropriation for 2006/2007: \$27,894,400
Appropriated per capita for prisoner care and custody: \$114.58

Kinross Correctional Facility (KCF)

Warden Linda Metrish
Deputy Warden Jeff Woods
16770 S. Watertower Drive
Kincheloe, MI 49788
(906) 495-2282; FAX (906) 495-5837

Opened: January 1978
Total Capacity: 1,817
Net Operating Capacity: 1,780
Age Limits: Males, 17 or older
Security Level: I and II
Appropriation for 2006/2007: \$53,520,400
Appropriated per capita for prisoner care and custody: \$53.93

Hiawatha Correctional Facility (HTF)

Warden Linda Metrish
Deputy Warden Keith Fecteau
4533 W. Industrial Park Dr.
Kincheloe, MI 49786-0001
(906) 495-5661; FAX (906) 495-5291

Opened: February 1989
Total Capacity: 1,122
Net Operating Capacity: 1,121
Age Limits: Men, 17 or older
Security Level: Secure Level I
Appropriation for 2006/2007: Included in the budget of Kinross Correctional Facility (KCF)
Appropriated per capita for prisoner care and custody: Included in the budget of KCF

Lakeland Correctional Facility (LCF)

Warden Carol Howes
Deputy Warden Bonita Hoffner
141 First Street
Coldwater, MI 49036
(517) 278-6942; FAX (517) 279-0327

Opened: Annex - December 1985;
Medium Unit - June 1986
Total Capacity: 1,344
Net Operating Capacity: 1,341
Age Limits: Males, 17 or older
Security Level: II
Appropriation for 2006/2007: \$61,811,400
Appropriated per capita for prisoner care and custody:
\$56.60

Crane, Florence Correctional Facility (ACF)

Warden Carol Howes @ LCF
Deputy Warden Paul Klee
38 Fourth Street
Coldwater, MI 49036
(517) 279-9165; FAX (517) 279-0327 @ LCF

Opened: April 1985/Reopened for men 11/20/00
Total Capacity: 1,063
Net Operating Capacity: 1,055
Age Limits: Males, 17 or older
Security Level: Secure Level I
Appropriation for 2006/2007: Included in the budget
of Lakeland Correctional Facility (LCF)
Appropriated per capita for prisoner care and custody:
Included in the budget of LCF

Camp Branch (CDW)

ADW Paul Klee
19 Fourth Street
Coldwater, MI 49036
(517) 278-3204 or 278-3476
FAX (517) 279-2064

Converted to male facility July 2001
Total Capacity: 710
Net Operating Capacity: 710
Security Level: I
Under administrative control of Florence Crane
Correctional Facility (ACF)
Appropriation for 2006/2007: Included in the
budget of Lakeland Correctional Facility (LCF)
Appropriated per capita for prisoner care and custody:
Included in the budget of LCF

Macomb Correctional Facility (MRF)

Warden Hugh Wolfenbarger
Deputy Warden Vacant
34625 26 Mile Rd.
New Haven, MI 48048
(586) 749-4900; FAX (586) 749-4927

Opened: January 1993
Total Capacity: 1,246
Net Operating Capacity: 1,235
Age Limits: Men, 17 or older
Security Level: Level I, II and IV
Appropriation for 2006/2007: \$27,668,400
Appropriated per capita for prisoner care and custody:
\$61.73

Marquette Branch Prison (MBP)

Warden Gerald Hofbauer
Deputy Warden Robert Napel
1960 U.S. 41 South
Marquette, MI 49855
(906) 226-6531; FAX (906) 226-6556

Opened: 1889
Total Capacity: 1,206
Net Operating Capacity: 1,189
Age Limits: Males, 17 or older
Security Level: I and V
Appropriation for 2006/2007: \$34,643,900
Appropriated per capita for prisoner care and custody:
\$88.71

Mound Correctional Facility (NRF)

Warden Raymond Booker
Deputy Warden Scott Nobles
17601 Mound Road
Detroit, MI 48212
(313) 368-8300; FAX (313) 368-8972

Opened: July 1994
Total Capacity: 1,070
Net Operating Capacity: 1,061
Age Limits: Males, 17 or older
Security Level: II
Appropriation for 2006/2007: \$24,522,600
Appropriated per capita for prisoner care and custody:
\$63.93

Muskegon Correctional Facility (MCF)

Warden Shirlee Harry
Deputy Warden Terry Bradford
2400 S. Sheridan Drive
Muskegon, MI 49442
(231) 773-3201; FAX (231) 773-3657

Opened: August 1974
Total Capacity: 1,338
Net Operating Capacity: 1,328
Age Limits: Males, 17 or older
Security Level: II
Appropriation for 2006/2007: \$24,229,800
Appropriated per capita for prisoner care and custody:
\$50.67

Oaks Correctional Facility (ECF)

Warden Cindi Curtin
Deputy Warden Michael Curley
1500 Caberfae Highway
Manistee, MI 49600-9200
(231) 723-8272; FAX (231) 723-4278

Opened: March 1992
Total Capacity: 987
Net Operating Capacity: 929
Age Limits: Males, 17 or older
Security Level: IV
Appropriation for 2006/2007: \$32,515,600
Appropriated per capita for prisoner care and custody:
\$77.06

Newberry Correctional Facility (NCF)

Warden Barry Davis
Deputy Warden Cathy Bauman
3001 Newberry Avenue
Newberry, MI 49868
(906) 293-6200; FAX (906) 293-0011

Opened: January 1996
Total Capacity: 982
Net Operating Capacity: 982
Age Limits: Males, 17 or older
Security Level: II
Appropriation for 2006/2007: \$29,183,300
Appropriated per capita for prisoner care and custody:
\$69.89

Camp Manistique (CMQ)

ADW John Norrington
401 North Maple Street
Manistique, MI 49854
(906) 341-8451; FAX (906) 341-8454

Closed October 20, 2007
Total Capacity: 264
Net Operating Capacity: 264
Security Level: I
Appropriation for 2006/2007: Included in the budget of
Newberry Correctional Facility (NCF)
Appropriated per capita for prisoner care and custody:
Included in the budget of NCF

Ojibway Correctional Facility (OCF)

Warden Jeff White
Deputy Warden Dan Quigley
N. 5705 Ojibway Road
Marenisco, MI 49947
(906) 787-2217; FAX (906) 787-2324

Opened: July 2000
Total Capacity: 1,090
Net Operating Capacity: 1,090
Age Limits: Males, 17 or older
Security Level: Secure Level I
Appropriation for 2006/2007: \$24,011,300
Appropriated per capita for prisoner care and custody:
\$51.31

Camp Ottawa (COT)

ADW Ken Tribbley
216 Gendron Road
Iron River, MI 49935
(906) 265-6431 or 265-6432; FAX (906) 265-6661

Total Capacity: 288
Net Operating Capacity: 288
Security Level: Level I
Appropriation for 2006/2007: Included in the budget of
Ojibway Correctional Facility (OCF)
Appropriated per capita for prisoner care and custody:
Included in the budget of OCF

Parnall Correctional Facility (SMT)

Warden Harold White
Deputy Warden Will Riley
1780 E. Parnall
Jackson, MI 49201-7138
(517) 780-6004; FAX (517) 780-6399

Opened: 1839 (Became separate facility under State
Prison of Southern Michigan break-up plan,
October 1994)
Total Capacity: 1,364
Net Operating Capacity: 1,353
Age Limits: Males, 17 or older
Security Level: I
Appropriation for 2006/2007: \$23,765,000
Appropriated per capita for prisoner care and custody:
\$48.30

Pine River Correctional Facility (SPR)

Warden Percy Conerly
Deputy Warden Randy Carl
320 N. Hubbard
St. Louis, MI 48880
(989) 681-6668; FAX (989) 681-6678

Opened: January 2000
Total Capacity: 1,122
Net Operating Capacity: 1,120
Age Limits: Males, 17 or older
Security Level: Secure Level I
Appropriation for 2006/2007: \$20,097,800
Appropriated per capita for prisoner care and custody:
\$49.16

Pugsley Correctional Facility (MPF)

Warden Thomas Phillips
Deputy Warden Jim Stephens
7401 E. Walton Road
Kingsley, MI 49649
(231) 263-5253; FAX (231) 263-7606

Opened: January, 2001
Total Capacity: 1,160
Net Operating Capacity: 1,158
Age Limits: Males, 17 or older
Security Level: Secure Level I
Appropriation for 2006/2007: \$18,338,800
Appropriated per capita for prisoner care and custody:
\$52.67

Riverside Correctional Facility (RCF)

Warden Carmen Palmer
Deputy Warden Tim Kipp
777 W. Riverside Drive
Ionia, MI 48846
(616) 527-0110; FAX (616) 527-2936

Closed November, 2007
Opened: January 1977
Total Capacity: 1,211
Net Operating Capacity: 1,145
Age Limits: Males, 17 or older
Security Level: II
Appropriation for 2006/2007: \$47,338,100
Appropriated per capita for prisoner care and custody:
\$55.64

Deerfield Correctional Facility (ITF)

Warden Carmen Palmer @RCF
Deputy Warden Doug Dingeldey
1755 Harwood Road
Ionia, MI 48846
(616) 527-6320; FAX (616) 527-2936 @ RCF

Opened: December 1985
Total Capacity: 1,120
Net Operating Capacity: 1,120
Age Limits: Males, 17 or older
Security Level: Secure Level I
Appropriation for 2006/2007: Included in the budget of
Riverside Correctional Facility (RCF)
Appropriated per capita for prisoner care and custody:
Included in the budget of RCF

Ryan Correctional Facility (RRF)

Warden Raymond Booker
Deputy Warden William Ray
17600 Ryan Road
Detroit, MI 48212
(313) 368-3200; FAX (313) 368-3224

Opened: August 1991
Total Capacity: 1,066
Net Operating Capacity: 1,057
Age Limits: Males, 17 or older
Security Level: II
Appropriation for 2006/2007: \$27,352,200
Appropriated per capita for prisoner care and custody:
\$70.76

Saginaw Correctional Facility (SRF)

Warden Jan Trombley
Deputy Warden Erick Balcarcel
9625 Pierce Road
Freeland, MI 48623
(989) 695-9880; FAX (989) 695-6662

Opened: August 1993
Total Capacity: 1,486
Net Operating Capacity: 1,476
Age Limits: Males, 17 or older
Security Level: I, II and IV
Appropriation for 2006/2007: \$31,942,300
Appropriated per capita for prisoner care and custody:
\$59.13

Scott, Robert Correctional Facility (SCF)

Warden Clarice Stovall
Deputy Warden Lance S. Schuhmacher
47500 Five Mile Road
Plymouth, MI 48170
(734) 459-7400; FAX (734) 459-6148

Opened: December 1986; opened as female
institution May 1991
Total Capacity: 908
Net Operating Capacity: 880
Age Limits: Females, all ages
Security Level: I, II, IV, V and Reception
Appropriation for 2006/2007: \$28,327,800
Appropriated per capita for prisoner care and custody:
\$88.19

Scott Reception Center (SRC)

Warden Clarice Stovall
47500 Five Mile Road
Plymouth, MI 48170
(734) 459-7400

Opened: January 1992
Age Limits: All female commitments are processed
through this center
Appropriation for 2006/2007: Included in the budget
of Robert Scott Correctional Facility (SCF)
Appropriated per capita for prisoner care and custody:
Included in the budget of SCF

St. Louis Correctional Facility (SLF)

Warden Blaine Lafler
Deputy Warden Steven Rivard
8585 N. Croswell Road
St. Louis, MI 48880
(989) 681-6444; FAX (989) 681-2425

Opened: 1999
Total Capacity: 1,243
Net Operating Capacity: 1,235
Age Limits: Males, 17 or older
Security Level: III and IV
Appropriation for 2006/2007: \$52,854,500
Appropriated per capita for prisoner care and custody:
\$60.74

Mid-Michigan Correctional Facility (STF)

Warden Blaine Lafler
Deputy Warden Barb Meagher
8201 N. Croswell Road
St. Louis, MI 48880
(989) 681-4361; FAX (989) 681-2425 @ SLF

Opened: February 1990
Total Capacity: 1,122
Net Operating Capacity: 1,120
Age Limits: Males, 17 or older
Security Level: Secure Level I
Appropriation for 2006/2007: Included in the budget of St.
Louis Correctional Facility (SLF)
Appropriated per capita for prisoner care and custody:
Included in the budget of SLF

Southern Michigan Correctional Facility (JMF)

Warden Sherry Burt
Deputy Warden John Ocwieja
4002 Cooper Street
Jackson, MI 49201
(517) 780-6100; FAX (517) 780-6599

Closed: November 17, 2007
Opened: 1997
Total Capacity: 1,460
Net Operating Capacity: 1,419
Age Limits: Males, 17 or older
Security Level: II and IV
Appropriation for 2006/2007: \$35,484,800
Appropriated per capita for prisoner care and custody:
\$65.64

Standish Maximum Correctional Facility (SMF)

Warden Thomas Birkett
Deputy Warden O'Bell Winn
4713 West M-61
Standish, MI 48658
(989) 846-7000; FAX (989) 846-7021

Opened: April 1990
Total Capacity: 528
Net Operating Capacity: 509
Age Limits: Males, 17 or older
Security Level: V
Appropriation for 2006/2007: \$36,368,000
Appropriated per capita for prisoner care and custody:
\$90.09

Camp Lehman (CLE)

ADW Tim Ball
5135 Hartwick Pines Road
Grayling, MI 49738
(989) 348-8101; FAX (989) 348-4912

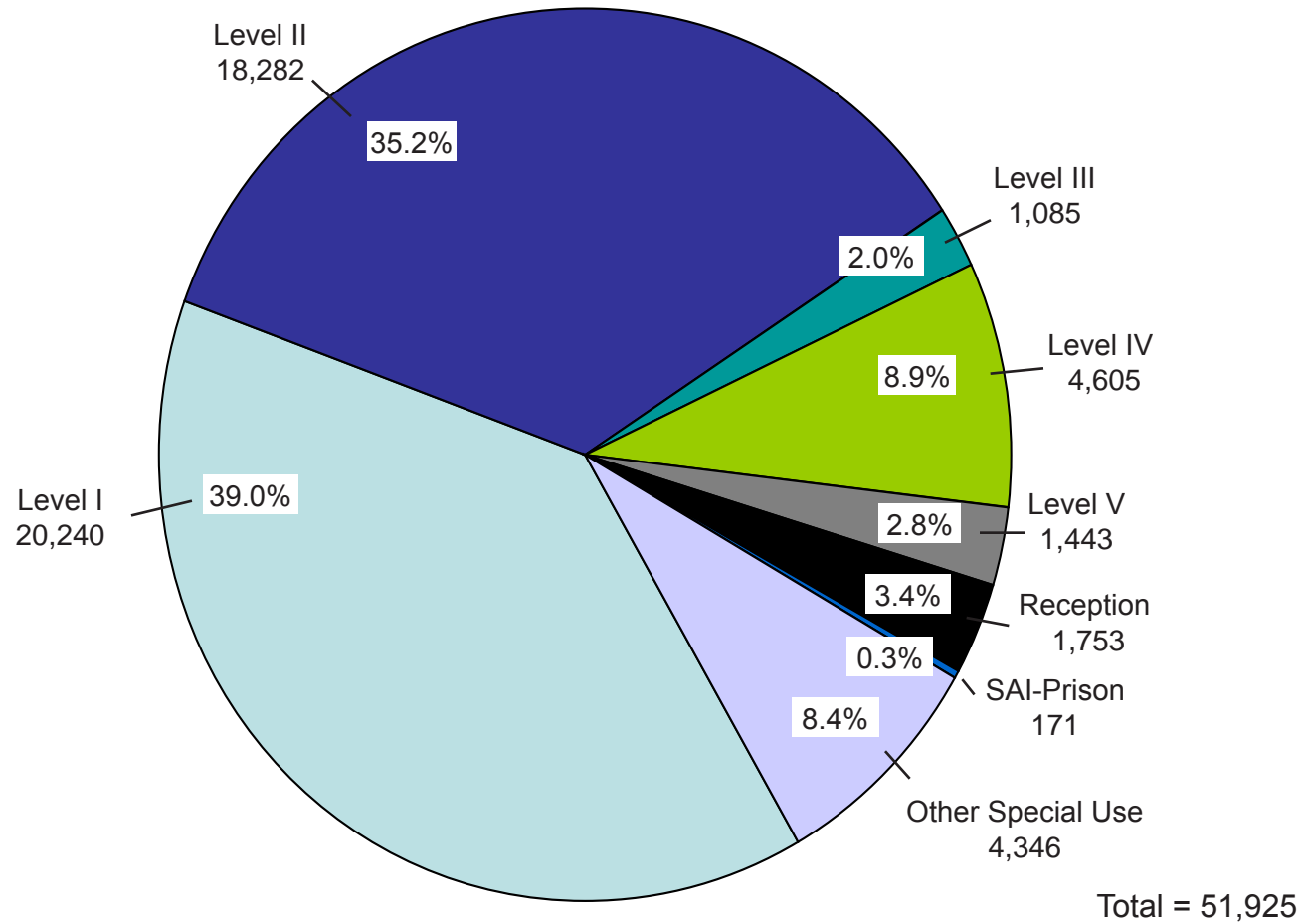
Total Capacity: 582
Net Operating Capacity: 582
Security Level: Level I
Appropriation for 2006/2007: Included in the budget of
Standish Maximum Correctional Facility (SMF)
Appropriated per capita for prisoner care and custody:
Included in the budget of SMF

Thumb Correctional Facility (TCF)

Warden Millicent Warren
Deputy Warden Patricia Barnhart
3225 John Conley Drive
Lapeer, MI 48446
(810) 667-2045; FAX (810) 667-2048

Opened: October 1987
Total Capacity: 1,216
Net Operating Capacity: 1,197
Age Limits: Males, all ages
Security Level: II
Appropriation for 2006/2007: \$27,804,900
Appropriated per capita for prisoner care and custody:
\$62.49

C Net Operating Capacity by Security Level (Institutions & Camps) As of December 31, 2006

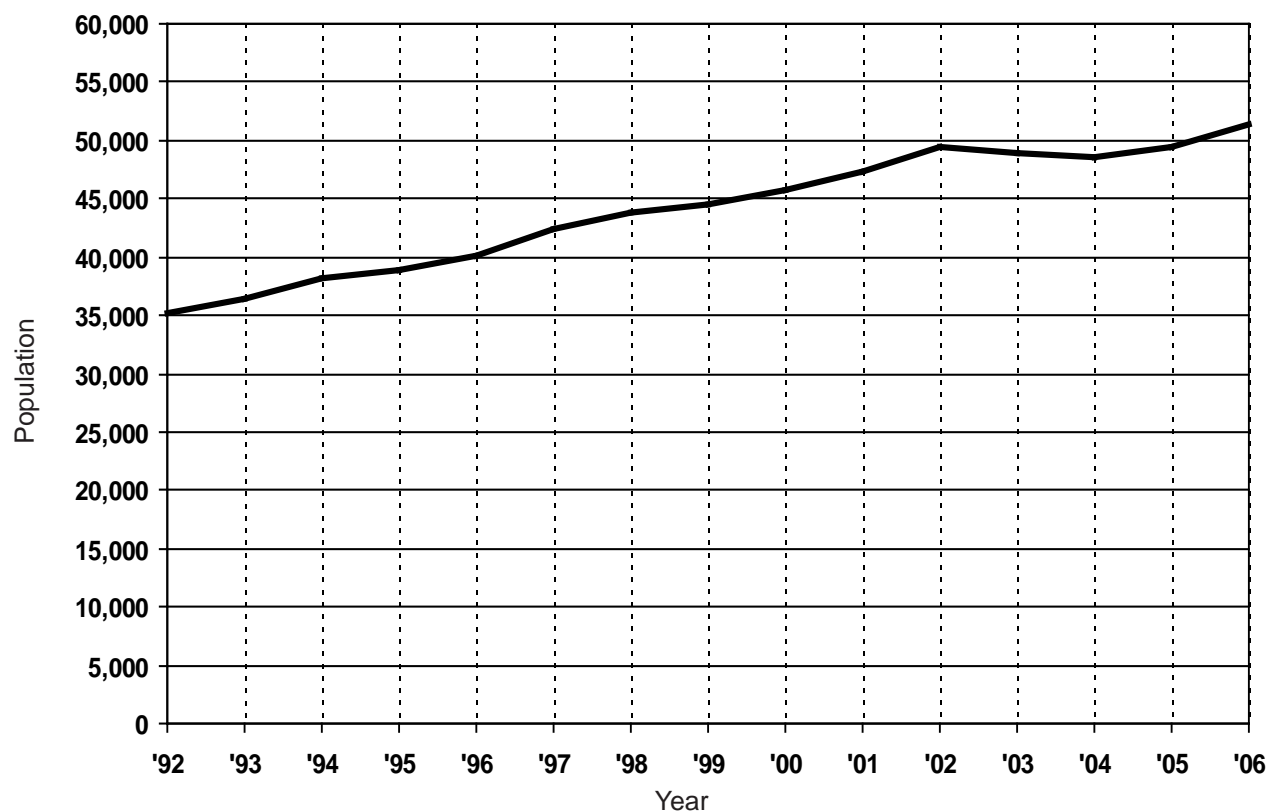


Source: MDOC Capacity Certification Survey

Ca Year-End Prison Population (Institutions and Camps)

Calendar Years 1992 - 2006

Year	Year-End Population	Numerical Change	Percent Change
1992	35,131	----	----
1993	36,474	1,343	3.8
1994	38,145	1,671	4.6
1995	38,854	709	1.9
1996	40,182	1,328	3.4
1997	42,426	2,244	5.6
1998	43,821	1,395	3.3
1999	44,500	679	1.5
2000	45,821	1,321	3.0
2001	47,317	1,496	3.3
2002	49,459	2,142	4.5
2003	48,887	(572)	(1.2)
2004	48,557	(330)	(0.7)
2005	49,377	820	1.7
2006	51,454	2,077	4.2



SOURCE: Prison Census Reports.

C1 2006 Total Prisoner Population by Minimum Term Distribution — All Offenses

Page 1 of 23

C - 16

GRAND TOTALS		
VIOLATIONS		
ATTEMPTS		
Max. Penalty		
28.2951A-A	State ID Card - Altered/Forged/Used to Commit Felony	10 ATTEMPTS
28.729	Sex Offender - Fail to Register	4 ATTEMPTS
28.7291B	Sex Offender - Fail to Register 2nd Offense	7 ATTEMPTS
28.7292C	Sex Offender - Fail to Report, 3rd Offense	4 ATTEMPTS
205.271B	Taxes - Aiding & Abetting Tax Evasion File False Returns	5 ATTEMPTS
257.254	MV Code - Intent to Pass False Title	10 ATTEMPTS
257.257	License Documents/Plates Forgery	5 ATTEMPTS
257.3107A	Driver's License-Forged w/Int Commit Crime Max 10 yrs or More	10 ATTEMPTS
257.312	Operating - Violation of Restricted License	MISD ATTEMPTS
257.602A	Police Officer - Fleeing - Vehicle Code	15 ATTEMPTS
257.602A2	Police Officer - Fleeing - 4th Degree Vehicle Code	2 ATTEMPTS
257.602A3-A	Police Officer - Fleeing - 3rd Degree Vehicle Code	5 ATTEMPTS
257.602A3	Police Officer - Fleeing - 3rd Degree Vehicle Code	5 ATTEMPTS
257.602A4-A	Police Officer - Fleeing - 2nd Degree Vehicle Code	10 ATTEMPTS
257.602A4	Police Officer - Fleeing - 2nd Degree Vehicle Code	10 ATTEMPTS
257.602A5	Police Officer - Fleeing - 1st Degree Vehicle Code	15 ATTEMPTS
257.617	Fail to Stop at Accident - Result Serious Impairment/Death	5 ATTEMPTS
257.6173	Fail to Stop at Accident - At Fault Death Resulting	15 ATTEMPTS
257.617A	Fail to Stop at Personal Injury Accident	1 ATTEMPTS
257.618	Fail to Stop at Property Damage Accident (Attended Vehicle)	MISD ATTEMPTS

TOTAL*	.5	1	1.5	2	2.5	3	3.5	4	4.5	5	10	15	20	25	>25	LIFE	AVG
51,515	405	2,996	4,156	7,814	2,202	3,260	1,198	2,073	880	3,018	8,494	3,787	2,642	1,535	1,836	4,894	7.5
49,992	332	2,780	3,894	7,482	2,141	3,213	1,144	2,065	876	3,001	8,454	3,765	2,621	1,527	1,829	4,868	7.6
1,198	73	216	262	332	61	47	54	8	4	17	40	22	21	8	7	26	2.8
1		1															1.0
131 3	5	39 3	44	26	5	7		4			1						1.5 .9
13		3	4	4		2											1.6
2			2														1.2
2			2														1.5
13		4	3	3							1	2					3.8
2 1	1 1	1															.5 .4
2						2											2.9
1			1														1.1
1											1						10.0
43		13	20	6	2	2											1.4
302 3	7	76 2	72	84 1	21	19	7	9	1	3	3						1.7 1.2
2		1		1													1.4
49	1	6	4	9	5	9	2	4		4	5						3.0
2					1		1										2.8
1											1						5.4
36		3	6	13	2	2	3	3		1	3						2.7
14			1	1	1	3	2	3	1		2						3.7
1		1															1.0
1		1															1.0

NOTE: Be sure to check for related offense codes when examining a particular type of crime. They may or may not be in sequential order or even on the same page.

C1 2006 Total Prisoner Population by Minimum Term Distribution — All Offenses

Page 2 of 23

C - 17

GRAND TOTALS		
VIOLATIONS		
ATTEMPTS		
Max. Penalty		
257.6251-A	Operating - While Intoxicated	MISD ATTEMPTS
257.62510C	Operating - OWI, 3rd Offense	1 ATTEMPTS
257.6253A	Operating - Impaired	MISD ATTEMPTS
257.6254	OWI - Causing Death	15 ATTEMPTS
257.6254A	OWI - Causing Death	15 ATTEMPTS
257.6255-A	OWI - Causing Serious Injury	5 ATTEMPTS
257.6256	OWI - Impaired, 3rd Felony	5 ATTEMPTS
257.6256B	OWI - Impaired w/Contr. Sub, 2nd Offense	1 ATTEMPTS
257.6256D	OWI - Impaired w/Contr. Sub, 3rd Offense	5 ATTEMPTS
257.6257A1	OWI - w/Occupant Less Than 16	1 ATTEMPTS
257.6257A2	OWI - w/Occupant Less Than 16, 2nd+ Offense	5 ATTEMPTS
257.626C	Driving - Felonious	2 ATTEMPTS
257.903	Motor Vehicle Code - False Certification	5 ATTEMPTS
257.9041B	Operate - Allow Suspended/Revoked/ Denied to Operate	MISD ATTEMPTS
257.9044	Operate - License Suspended/Revoked/ Denied Cause Death	15 ATTEMPTS
257.9045	Operate - License Suspended/Revoked/ Denied Cause Serious Injury	5 ATTEMPTS
324.51510	Fires - Willfully Set Forests	10 ATTEMPTS
324.801764	Marine Safety, OUIL Cause Death	15 ATTEMPTS
324.811347	ORV - OUIL Causing Death	15 ATTEMPTS
333.16294	Health Profession - Unauthorized Practice Felony	4 ATTEMPTS

TOTAL*	.5	1	1.5	2	2.5	3	3.5	4	4.5	5	10	15	20	25	>25	LIFE	AVG
51,515	405	2,996	4,156	7,814	2,202	3,260	1,198	2,073	880	3,018	8,494	3,787	2,642	1,535	1,836	4,894	7.5
49,992	332	2,780	3,894	7,482	2,141	3,213	1,144	2,065	876	3,001	8,454	3,765	2,621	1,527	1,829	4,868	7.6
1,198	73	216	262	332	61	47	54	8	4	17	40	22	21	8	7	26	2.8
11		2	5	2			1						1				3.3
9			1	5	1	1	1										2.2
2		1	1														1.2
224		6	3	16	11	20	6	28	9	27	88	8	1			1	5.3
6				2		1	3										2.7
2		1									1						3.5
81	1	5	15	29	11	6	7			3	3	1					2.4
3		1			1			1									2.5
1						1											3.0
1,081	4	136	263	392	107	90	37	26	1	16	8	1					1.9
3				3													1.9
2			1	1													1.7
21		4	7	7		2	1										1.7
2			2														1.2
6	1	2	2	1													1.2
1		1															1.0
36			2	1	5	4	2	2	3	5	10	1	1				5.1
14			1	5	4	1	1	2									2.4
1				1													2.0
1				1													2.0
1											1						7.2
1						1											2.7

NOTE: Be sure to check for related offense codes when examining a particular type of crime. They may or may not be in sequential order or even on the same page.

C1 2006 Total Prisoner Population by Minimum Term Distribution — All Offenses

Page 3 of 23

C - 18

GRAND TOTALS		
VIOLATIONS		
ATTEMPTS		
Max. Penalty		
333.17766A3	Contr. Sub - Steroids Delivery	7 ATTEMPTS
333.17766C1	Contr. Sub - Ephedrine/Pseudoephedrine Possess Over 12 Grams	2 ATTEMPTS
333.5210	AIDS - Sexual Penetration with Uninformed Partner	4 ATTEMPTS
333.73413	Contr. Sub - Imitation Mfg/Distribution	2 ATTEMPTS
333.7401	Contr. Sub - Delivery/Manufacture	LIFE ATTEMPTS
333.74012A	Contr. Sub - Delivery/Manufacture (Narcotic or Cocaine)	LIFE ATTEMPTS
333.74012A1	Contr. Sub - Del/Mfg (Narc. or Cocaine) 1,000 or More Grams	LIFE ATTEMPTS
333.74012A2	Contr. Sub - Del/Mfg (Narc. or Cocaine) 450 - 999 Grams	30 ATTEMPTS
333.74012A3	Contr. Sub - Del/Mfg (Narc. or Cocaine) 50 - 449 Grams	20 ATTEMPTS
333.74012A4	Contr. Sub - Del/Mfg (Narc. or Cocaine) Under 50 Grams	20 ATTEMPTS
333.74012B-A	Contr. Sub - Del/Mfg (Schedules 1-3), Except Marij & Cocaine	7 ATTEMPTS
333.74012B-B	Contr. Sub - Del/Mfg (Subs added Schedules 1-3 by Rule)	7 ATTEMPTS
333.74012B	Contr. Sub - Del/Mfg (Schedules 1-3), Methamphetamine/Ecstasy	20 ATTEMPTS
333.74012B1	Contr. Sub - Del/Mfg Methamphetamine/Ecstasy	20 ATTEMPTS
333.74012C-A	Contr. Sub - Del/Mfg (Schedule 4)	4 ATTEMPTS
333.74012C	Contr. Sub - Del/Mfg (Schedule 4, or Added by Rule)	4 ATTEMPTS
333.74012D	Contr. Sub - Del/Mfg (Schedule 5)	2 ATTEMPTS
333.74012D1	Contr. Sub - Del/Mfg 45 or More Kilograms Marijuana	15 ATTEMPTS
333.74012D2	Contr. Sub - Del/Mfg 5 - < 45 Kilograms Marijuana	7 ATTEMPTS
333.74012D3	Contr. Sub - Del/Mfg Marijuana	4 ATTEMPTS

TOTAL*	.5	1	1.5	2	2.5	3	3.5	4	4.5	5	10	15	20	25	>25	LIFE	AVG
51,515	405	2,996	4,156	7,814	2,202	3,260	1,198	2,073	880	3,018	8,494	3,787	2,642	1,535	1,836	4,894	7.5
49,992	332	2,780	3,894	7,482	2,141	3,213	1,144	2,065	876	3,001	8,454	3,765	2,621	1,527	1,829	4,868	7.6
1,198	73	216	262	332	61	47	54	8	4	17	40	22	21	8	7	26	2.8
1								1									4.0
1		1															1.0
2								1			1						5.7
11	2	4	3	1		1											1.1
1									1								4.3
9		1		2	1											5	1.8
213					1	3		3		4	23	20	27	5	10	117	15.3
2													1		1		30.0
209				2		5	2	8	7	11	61	41	65	4	2	1	12.8
553		2	2	31	14	52	14	29	41	73	272	17	1	1		4	6.3
5	1	1	1	1							1						2.4
1,599	17	300	311	402	107	156	33	73	13	84	81	13	4	3		2	2.5
73	9	42	7	7	1	3	1				2	1					1.4
24		4	6	10		1	1				2						2.2
1				1													1.9
1	1																.3
3										1	1		1				10.6
1	1																.5
193		2	4	23	15	27	6	18	32	18	43	4	1				4.4
6		2		1	1		1				1						2.9
5			2	3													1.7
1		1															1.0
1				1													1.7
24		1	1	7	2	2	2	5			4						3.3
8		1	2	1	1	2		1									2.2
1		1															1.0
223	7	55	53	74	16	11	2	5									1.6
8	2	4	2														.8

NOTE: Be sure to check for related offense codes when examining a particular type of crime. They may or may not be in sequential order or even on the same page.

C1 2006 Total Prisoner Population by Minimum Term Distribution — All Offenses

Page 4 of 23

C - 19

GRAND TOTALS		
VIOLATIONS		
ATTEMPTS		
Max. Penalty		
333.74012F	Prescription Forms - Del/Mfg/Intent	7
	ATTEMPTS	
333.7401B3A	Contr. Sub - Del/Mfg GBL	7
	ATTEMPTS	
333.7401C2A	Contr. Sub - Operate/Maintain A Lab	10
	ATTEMPTS	
333.7401C2B	Contr. Sub - Operate/Maintain Lab	20
	Near Minor	ATTEMPTS
333.7401C2C	Contr. Sub - Operate/Maintain Lab	20
	Involve Hazardous Waste	ATTEMPTS
333.7401C2D	Contr. Sub - Operate/Maintain Lab Near	20
	Specified Places	ATTEMPTS
333.7401C2E	Contr. Sub - Operate/Maintain Lab	25
	Involve Firearm	ATTEMPTS
333.7401C2F	Contr. Sub - Operate/Maintain Lab	20
	Involve Methamphetamine	ATTEMPTS
333.74022A	Contr. Sub - Create/Del/Counterfeit Sub	10
	(Narc/Meth/Ecstasy)	ATTEMPTS
333.74022B	Contr. Sub - Create/Del/Counterfeit Sub	5
	(Schedules 1-3)	ATTEMPTS
333.74022E	Contr. Sub - Create/Del/Analogue	15
	ATTEMPTS	
333.7403	Contr. Sub - Possession	LIFE
	ATTEMPTS	
333.74032A1	Contr. Sub - Poss (Narcotic/Cocaine)	LIFE
	1,000 or More Grams	ATTEMPTS
333.74032A2	Contr. Sub - Poss (Narcotic/Cocaine)	30
	450 - 999 Grams	ATTEMPTS
333.74032A3	Contr. Sub - Poss (Narcotic/Cocaine)	20
	50 - 449 Grams	ATTEMPTS
333.74032A4	Contr. Sub - Poss (Narcotic/Cocaine)	4
	25 - 49 Grams	ATTEMPTS
333.74032A5	Contr. Sub - Poss (Narcotic/Cocaine)	4
	Under 25 Grams	ATTEMPTS
333.74032B-A	Contr. Sub - Poss Analogues or Schedules	2
	1-4	ATTEMPTS
333.74032B1	Contr. Sub - Poss Methamphetamine/	10
	Ecstasy	ATTEMPTS
333.74032D	Contr. Sub - Poss Marijuana	1
	ATTEMPTS	

TOTAL*	.5	1	1.5	2	2.5	3	3.5	4	4.5	5	10	15	20	25	>25	LIFE	AVG
51,515	405	2,996	4,156	7,814	2,202	3,260	1,198	2,073	880	3,018	8,494	3,787	2,642	1,535	1,836	4,894	7.5
49,992	332	2,780	3,894	7,482	2,141	3,213	1,144	2,065	876	3,001	8,454	3,765	2,621	1,527	1,829	4,868	7.6
1,198	73	216	262	332	61	47	54	8	4	17	40	22	21	8	7	26	2.8
2			1		1												1.8
1				1													2.0
35		1	6	4	4	8	3	4		3	1	1					3.1
1							1										3.3
5				1					1	1	2						5.2
22						4	1	1	1	6	9						5.3
39					4	9	4		6	4	11	1					4.7
1				1													1.9
2				1							1						4.9
116		3	4	9	8	28	4	5	16	10	27	2					4.1
4			1	2							1						2.9
1				1													1.9
3			1	1		1											2.0
5		1		2		1		1									2.2
1						1											3.0
38									1		2		1			34	9.6
27				1		2			1	2	8	4	8		1		12.5
72		1		1	1	5	2	10	1	9	39	1	1			1	6.7
13		3	4	2		2		2									1.9
631	38	180	188	151	29	27	1	7		7	3						1.5
9	3	2	3			1											1.0
10		2	5	1	1			1									1.6
93	1	8	17	34	7	9	2	7		3	5						2.4
7		1	3	3													1.5
28	5	7	14			1					1						1.3

NOTE: Be sure to check for related offense codes when examining a particular type of crime. They may or may not be in sequential order or even on the same page.

C1 2006 Total Prisoner Population by Minimum Term Distribution — All Offenses

Page 5 of 23

C - 20

GRAND TOTALS		
VIOLATIONS		
ATTEMPTS		
Max. Penalty		
333.74042A	Contr. Sub - Use (Narcotic/Cocaine/ Meth/Ecstasy)	1 ATTEMPTS
333.7405D	Contr. Sub - Maintaining a Drug House	2 ATTEMPTS
333.74071C	Contr. Sub - Obtain by Fraud	4 ATTEMPTS
333.7407A1-A	Contr. Sub - Attempt Felony	LIFE ATTEMPTS
333.7410	Contr. Sub - Delivery to Minor/Possess on School Property	60 ATTEMPTS
333.74101-A	Contr. Sub - Delivery to Minor (Narcotic/ Cocaine) < 50 Grams	40 ATTEMPTS
333.74101-B	Contr. Sub - Delivery to Minor (Sched. 1-3, Except Marij/Cocaine)	14 ATTEMPTS
333.74101-D	Contr. Sub - Delivery to Minor (Sched. 4 and Marijuana)	8 ATTEMPTS
333.74102-A	Contr. Sub - Del School/Library Prop (Narc/ Cocaine) < 50 Grams	60 ATTEMPTS
333.74103	Contr. Sub - Poss w/Int Del School/ Library (Narc/Cocaine) < 50 Grams	40 ATTEMPTS
333.74132	Contr. Sub - 2nd+ Offense - Double Penalty	LIFE ATTEMPTS
333.7416	Contr. Sub - Induce Minor to Commit Felony	LIFE ATTEMPTS
335.3411A	Violation Drug Law (obsolete)	LIFE ATTEMPTS
400.602-B	Fraud - Welfare (Failure to Inform) \$500 or More	4 ATTEMPTS
400.606	Medicaid Fraud - Conspiracy	10 ATTEMPTS
432.2182	Gambling Activities - Felony Violations	10 ATTEMPTS
436.17031A	Alcohol - Purchase/Consume/Possess by Minor	MISD ATTEMPTS
445.65	Identity Theft	5 ATTEMPTS
445.67	Identity Theft - Obtain/Possess/Transfer ID w/Intent	5 ATTEMPTS
451.501	Blue Sky Laws - Fraudulent Schemes/ Statements	10 ATTEMPTS

TOTAL*	.5	1	1.5	2	2.5	3	3.5	4	4.5	5	10	15	20	25	>25	LIFE	AVG
51,515	405	2,996	4,156	7,814	2,202	3,260	1,198	2,073	880	3,018	8,494	3,787	2,642	1,535	1,836	4,894	7.5
49,992	332	2,780	3,894	7,482	2,141	3,213	1,144	2,065	876	3,001	8,454	3,765	2,621	1,527	1,829	4,868	7.6
1,198	73	216	262	332	61	47	54	8	4	17	40	22	21	8	7	26	2.8
4		4															1.0
18	1	5	10			2											1.3
1			1														1.3
15		3	8	4													1.4
2		2															.8
4		1		1		2											2.2
1				1													1.9
1											1						10.0
6		2									2	2					8.0
1				1													1.9
4				3		1											2.2
13		1		10	1	1											2.0
1	1																.3
4				3							1						3.0
7		1	2	3							1						2.8
1											1						10.0
1												1					13.0
1			1														1.3
1										1							5.0
1											1						7.0
1			1														1.5
32		10	8	9	3	1	1										1.6
1		1															.9
4		1		2	1												1.8
2											2						6.3

NOTE: Be sure to check for related offense codes when examining a particular type of crime. They may or may not be in sequential order or even on the same page.

C1 2006 Total Prisoner Population by Minimum Term Distribution — All Offenses

Page 6 of 23

C - 21

			TOTAL*	.5	1	1.5	2	2.5	3	3.5	4	4.5	5	10	15	20	25	>25	LIFE	AVG
GRAND TOTALS			51,515	405	2,996	4,156	7,814	2,202	3,260	1,198	2,073	880	3,018	8,494	3,787	2,642	1,535	1,836	4,894	7.5
VIOLATIONS			49,992	332	2,780	3,894	7,482	2,141	3,213	1,144	2,065	876	3,001	8,454	3,765	2,621	1,527	1,829	4,868	7.6
ATTEMPTS			1,198	73	216	262	332	61	47	54	8	4	17	40	22	21	8	7	26	2.8
Max. Penalty																				
500.45111	Insurance - Fraudulent Acts	4	3	1			1							1						2.6
	ATTEMPTS																			
570.152	Contractor - Fraudulent Use of Building	3	1					1												2.1
	Contract Fund	ATTEMPTS																		
722.675	Children - Distributing Obscene Matter to	2	3			2							1							2.5
	ATTEMPTS																			
750.10A	Sexually Delinquent Person	LIFE	11	1			3		3				2	2						3.4
	ATTEMPTS																			
750.110-A	Break & Enter - Unoccupied Bldg.	10	19		1	2	3		2	3	3		1	2		1	1			5.4
	w/Intent	ATTEMPTS	4	1		1	1		1											1.6
750.110-B	Break & Enter - Occupied Bldg. w/Intent	15	52		3	2	5	2	4		7		3	17	7	1		1		7.0
	ATTEMPTS		2											2						8.0
750.110	Break & Enter - A Building w/Intent	15	1,181	15	90	158	289	94	142	56	76	10	82	104	26	21	5	8	5	3.7
	ATTEMPTS		76	7	10	15	32	4	5	2			1							1.7
750.110A2	Home Invasion - 1st Degree	20	1,499	1	17	42	77	56	132	29	94	92	175	614	119	39	9	2	1	6.4
	ATTEMPTS		30		5	10	7	3	2	2			1							2.0
750.110A3	Home Invasion - 2nd Degree	15	1,533	8	56	107	266	155	240	69	167	49	155	232	23	4		1	1	3.7
	ATTEMPTS		59		9	14	24	5	4				2	1						1.9
750.110A4	Home Invasion - 3rd Degree	5	178	1	15	50	74	21	11	3	2		1							1.8
	ATTEMPTS		1	1																.3
750.111	Break & Enter - Entry w/o Breaking	5	49	1	11	9	14	3	2	1	2		3	3						2.3
	w/Intent	ATTEMPTS	2			1	1													1.7
750.115	Break & Enter - Illegal Entry (w/o	MISD	1										1							5.0
	Owner's Permission or Denied)	ATTEMPTS																		
750.116	Burglar's Tools - Possession	10	42		5	9	15	3	3			1	1	1	1	1	1		1	3.3
	ATTEMPTS		1							1										3.3
750.1227A	Witness - Bribe/Intimidate/Interfere	4	9		1	3	3		1	1										1.9
	ATTEMPTS																			
750.1227B	Witness - Bribe/Intimidate/Interfere	10	4			1							2	1						4.4
	Max > 10 yrs	ATTEMPTS																		
750.1227C	Witness - Intimidate/Threaten to	15	10				2	2		3		1	2							3.2
	Kill or Injure	ATTEMPTS																		
750.1228	Witness - Retaliate Against	10	2				1		1											2.3
	ATTEMPTS		1				1													1.7
750.1313C	Check - Non-Sufficient Funds \$500	2	10			6	2		2											1.7
	or More	ATTEMPTS																		
750.131A1	Check - No Account	2	24	2	7	9	4		1		1									1.4
	ATTEMPTS																			
750.131A2	Check - Non-Sufficient Funds - 3 Within	2	11	1	5	1	3	1												1.3
	10 Days	ATTEMPTS																		

NOTE: Be sure to check for related offense codes when examining a particular type of crime. They may or may not be in sequential order or even on the same page.

C1 2006 Total Prisoner Population by Minimum Term Distribution — All Offenses

Page 7 of 23

C - 22

GRAND TOTALS		
VIOLATIONS		
ATTEMPTS		
Max. Penalty		
750.136A	Torturing Children	10 ATTEMPTS
750.136B	Child Abuse	15 ATTEMPTS
750.136B2	Child Abuse - 1st Degree	15 ATTEMPTS
750.136B3	Child Abuse - 2nd Degree	4 ATTEMPTS
750.136B4	Child Abuse - 3rd Degree	2 ATTEMPTS
750.145A-A	Children - Accosting for Immoral Purposes	4 ATTEMPTS
750.145A	Children - Accosting for Immoral Purposes	4 ATTEMPTS
750.145B	Children - Accosting for Immoral Purposes, 2nd+ Offense	4 ATTEMPTS
750.145C	Child Sexually Abusive Activity	20 ATTEMPTS
750.145C2	Child Sexually Abusive Activity	20 ATTEMPTS
750.145C3	Child Sexually Abusive Activity Promote or Distribute	7 ATTEMPTS
750.145C4-A	Child Sexually Abusive Material Possess	4 ATTEMPTS
750.145D2	Computer/Internet - Comm w/Other to Commit Crime	20 ATTEMPTS
750.145D2B	Computer/Internet - Comm w/Other Plan Crime Max 1 - < 2 yrs	2 ATTEMPTS
750.145D2C	Computer/Internet - Comm w/Other Plan Crime Max 2 - < 4 yrs	4 ATTEMPTS
750.145D2D	Computer/Internet - Comm w/Other Plan Crime Max 4 - < 10 yrs	10 ATTEMPTS
750.145D2E	Computer/Internet - Comm w/Other Plan Crime Max 10 - < 15 yrs	15 ATTEMPTS
750.145D2F	Computer/Internet - Comm w/Other Plan Crime Max 15+ yrs	20 ATTEMPTS
750.145N1	Vulnerable Adult Abuse - 1st Degree	15 ATTEMPTS
750.145N3	Vulnerable Adult Abuse - 3rd Degree	2 ATTEMPTS

TOTAL*	.5	1	1.5	2	2.5	3	3.5	4	4.5	5	10	15	20	25	>25	LIFE	AVG
51,515	405	2,996	4,156	7,814	2,202	3,260	1,198	2,073	880	3,018	8,494	3,787	2,642	1,535	1,836	4,894	7.5
49,992	332	2,780	3,894	7,482	2,141	3,213	1,144	2,065	876	3,001	8,454	3,765	2,621	1,527	1,829	4,868	7.6
1,198	73	216	262	332	61	47	54	8	4	17	40	22	21	8	7	26	2.8
1															1		30.0
3										1	1	1					10.0
154		3	4	10	6	17	8	8	2	28	57	7	2	1	1		6.0
1							1										3.2
38		6	3	15	6	3		3			2						2.3
1			1														1.3
9		3	5		1												1.3
40		9	3	21	4	2		1									1.8
4			1			3											2.4
1								1									4.0
3						1					2						5.6
127		3	6	12	7	13	2	6	5	19	39	13	2				6.0
2		1	1														1.2
12		1	2	4			2			3							2.6
23		1	12	7	2			1									1.7
2				1							1						4.0
1		1															.9
1				1													1.6
12			2	5		3	1	1									2.3
1			1														1.1
4		1		1				1			1						3.2
55		19	2	7	5	10	1	3	2	1	5						2.6
1						1											3.0
1			1														1.1

NOTE: Be sure to check for related offense codes when examining a particular type of crime. They may or may not be in sequential order or even on the same page.

C1 2006 Total Prisoner Population by Minimum Term Distribution — All Offenses

Page 8 of 23

C - 23

	GRAND TOTALS	
	VIOLETIONS	
	ATTEMPTS	
	Max. Penalty	
750.157A	Compounding Offenses	5
	ATTEMPTS	
750.157B	Homicide - Solicitation of Murder	LIFE
	ATTEMPTS	
750.157B2	Homicide - Solicitation of Murder	LIFE
	ATTEMPTS	
750.157C	Minors - Induce to Commit Felony	LIFE
	ATTEMPTS	
750.157N	Financial Transaction Device - Steal/ Retain/Possess	4
	ATTEMPTS	
750.157N1	Financial Transaction Device - Steal/ Retain w/o Consent	4
	ATTEMPTS	
750.157N2	Financial Transaction Device - Possess Fraudulent One	4
	ATTEMPTS	
750.157P	Financial Transaction Device - Possess w/Intent to Use/Sell	4
	ATTEMPTS	
750.157Q	Financial Transaction Device - Illegal Sale/Use	4
	ATTEMPTS	
750.157V	Financial Transaction Device - False ID	4
	ATTEMPTS	
750.157W1C1	Financial Transaction Device - Fraud \$1,000 - < \$20,000	5
	ATTEMPTS	
750.158	Sodomy	15
	ATTEMPTS	
750.159I1	Criminal Enterprise - Conducting	20
	ATTEMPTS	
750.159I3	Criminal Enterprise - Racketeering Proceeds	20
	ATTEMPTS	
750.160	Dead Bodies - Disinterment and Mutilation	10
	ATTEMPTS	
750.161	Desertion/Abandon/Non-Support	3
	ATTEMPTS	
750.165	Child Support - Fail to Pay	4
	ATTEMPTS	
750.174-B	Embezzlement - Agent or Trustee Over \$100	10
	ATTEMPTS	
750.174	Embezzlement - Agent or Trustee	10
	ATTEMPTS	
750.1744A	Embezzlement - Agent or Trustee \$1,000 - < \$20,000	5
	ATTEMPTS	

TOTAL*	.5	1	1.5	2	2.5	3	3.5	4	4.5	5	10	15	20	25	>25	LIFE	AVG
51,515	405	2,996	4,156	7,814	2,202	3,260	1,198	2,073	880	3,018	8,494	3,787	2,642	1,535	1,836	4,894	7.5
49,992	332	2,780	3,894	7,482	2,141	3,213	1,144	2,065	876	3,001	8,454	3,765	2,621	1,527	1,829	4,868	7.6
1,198	73	216	262	332	61	47	54	8	4	17	40	22	21	8	7	26	2.8
6												2			1	3	25.6
9											1	2			4	2	25.2
19				1		1		1		1	6	2	3		4		14.6
2										1						1	4.8
1					1												2.5
69	5	24	21	12	5	1		1									1.3
5		1	3	1													1.3
3		1	1		1												1.6
13		3	6	2	1	1											1.4
1			1														1.3
15		6	7	2													1.3
1		1															1.0
2		1	1														1.0
1																	
1	1																.3
6		1	1	1	1		1				1						2.8
1				1													2.0
46		1	1	2		3	1		1	10	18	8	1				7.0
1							1				1						3.2
1																	10.0
5				1						1	2	1					6.3
12		3	3	4	1	1											1.7
1		1															1.0
95		10	31	38	8	7		1									1.7
8	1		7														1.1
9			2	2	2	1	1			1							2.5
3		2		1													1.2
2	1						1										1.8
30		6	13	5	2	2	1	1									1.6
1				1													1.7

NOTE: Be sure to check for related offense codes when examining a particular type of crime. They may or may not be in sequential order or even on the same page.

C1 2006 Total Prisoner Population by Minimum Term Distribution — All Offenses

Page 9 of 23

C - 24

		GRAND TOTALS
		VIOLETIONS
		ATTEMPTS
		Max. Penalty
750.1744B	Embezzlement - Agent or Trustee \$200 - < \$1,000, 2nd+ Offense	5 ATTEMPTS
750.1745A	Embezzlement - Agent or Trustee \$20,000 - < \$50,000	10 ATTEMPTS
750.1745B	Embezzlement - Agent or Trustee \$1,000 - < \$20,000, 3rd+ Offense	10 ATTEMPTS
750.174A4A	Embezzlement - Vulnerable Adult \$1,000 - < \$20,000	5 ATTEMPTS
750.174A5A	Embezzlement - Vulnerable Adult \$20,000 or More	10 ATTEMPTS
750.176	Embezzlement - Administrator/Executor/Guardian	10 ATTEMPTS
750.183-A	Escape - Aiding Prisoner - Felony	7 ATTEMPTS
750.183	Escape - Aiding Prisoner	7 ATTEMPTS
750.186A	Escape - Juvenile Facility	4 ATTEMPTS
750.188	Escape - Officer Voluntarily Allowing	LIFE ATTEMPTS
750.193	Escape - Prison	5 ATTEMPTS
750.1951	Escape - From Misdemeanor Jail Sentence	2 ATTEMPTS
750.1952	Escape - From Felony Jail Sentence	4 ATTEMPTS
750.1971	Escape - Awaiting Trial For Misdemeanor	2 ATTEMPTS
750.1972	Escape - Awaiting Trial for Felony	4 ATTEMPTS
750.197C-A	Assault of Prison Employee	4 ATTEMPTS
750.197C-B	Escape - From Jail Through Violence	4 ATTEMPTS
750.197C	Escape - From Jail Through Violence or Assault Prison Employee	4 ATTEMPTS
750.199A	Bond - Absconding or Forfeiting	4 ATTEMPTS
750.20011D	Harmful Devices - Unlawful Poss/Use Causing Serious Injury	LIFE ATTEMPTS

TOTAL*	.5	1	1.5	2	2.5	3	3.5	4	4.5	5	10	15	20	25	>25	LIFE	AVG
51,515	405	2,996	4,156	7,814	2,202	3,260	1,198	2,073	880	3,018	8,494	3,787	2,642	1,535	1,836	4,894	7.5
49,992	332	2,780	3,894	7,482	2,141	3,213	1,144	2,065	876	3,001	8,454	3,765	2,621	1,527	1,829	4,868	7.6
1,198	73	216	262	332	61	47	54	8	4	17	40	22	21	8	7	26	2.8
1						1											3.0
25			3	7	4	3		2		4	2						3.0
1											1						6.3
4				1	1	1					1						3.3
2				2													1.8
1				1													2.0
1			1								1						7.0
1																	1.4
2										2							4.7
1			1														1.4
1						1											3.0
3			1	2													1.8
2			2														1.3
1											1						6.0
98	8	30	14	27	5	4	1	1		2	4	1	1				2.0
4		1	1	2													1.5
31	1	2	8	15	3	2											1.8
1			1														1.2
2			1	1													1.5
16	2	1	3	2	1	3	1	1		2							2.4
1	1																.4
104	1	26	25	26	11	5		6	1	2	1						1.8
12		10	2														1.0
1					1												2.5
86	1	25	6	28	6	6	3	2	2	2	5						2.3
13	1	10	1	1													1.0
38	1	2	9	18	4	1	1	1			1						2.0
1													1				20.0

NOTE: Be sure to check for related offense codes when examining a particular type of crime. They may or may not be in sequential order or even on the same page.

C1 2006 Total Prisoner Population by Minimum Term Distribution — All Offenses

Page 10 of 23

C - 25

GRAND TOTALS		
VIOLATIONS		
ATTEMPTS		
Max. Penalty		
750.200]1A-A	Harmful Devices - Imitation/Irritants	5
	Unlawful Poss/Use	ATTEMPTS
750.204A	Explosives - Send w/Intent to Frighten	5
		ATTEMPTS
750.206	Explosives - Place w/Intent to Damage	25
		ATTEMPTS
750.207	Explosives - Place Near Property	LIFE
		ATTEMPTS
750.2072B	Explosives - Place Near Property Causing	20
	Property Damage	ATTEMPTS
750.208	Explosives - Aiding/Abetting Placement	15
		ATTEMPTS
750.209	Explosives - Place w/Intent	LIFE
		ATTEMPTS
750.209A	Explosives - Possess w/Intent to Terrorize	10
		ATTEMPTS
750.2102A	Explosives - Possess Bomb w/Unlawful	15
	Intent	ATTEMPTS
750.211A2A	Explosives - Mfg/Poss Explosive/Other	15
	w/Malicious Intent	ATTEMPTS
750.211A2B	Explosives - Mfg/Poss Molotov Cocktail/	20
	Other w/Property Damage	ATTEMPTS
750.211A2C	Explosives - Mfg/Poss Molotov Cocktail/	25
	Other w/Physical Injury	ATTEMPTS
750.213	Extortion	20
		ATTEMPTS
750.218-A	False Pretenses - \$100 or Less, 4th	10
		ATTEMPTS
750.218-B	False Pretenses - Over \$100	10
		ATTEMPTS
750.2183A	False Pretenses - \$200 - < \$1,000	1
		ATTEMPTS
750.2184A	False Pretenses - \$1,000 - < \$20,000	5
		ATTEMPTS
750.2184B	False Pretenses - \$200 - < \$1,000,	5
	2nd Offense	ATTEMPTS
750.2185A	False Pretenses - \$20,000 or More	10
		ATTEMPTS
750.219A2C1	Telecommunications - Avoid Payment	5
	\$1,000 - < \$20,000	ATTEMPTS

TOTAL*	.5	1	1.5	2	2.5	3	3.5	4	4.5	5	10	15	20	25	>25	LIFE	AVG
51,515	405	2,996	4,156	7,814	2,202	3,260	1,198	2,073	880	3,018	8,494	3,787	2,642	1,535	1,836	4,894	7.5
49,992	332	2,780	3,894	7,482	2,141	3,213	1,144	2,065	876	3,001	8,454	3,765	2,621	1,527	1,829	4,868	7.6
1,198	73	216	262	332	61	47	54	8	4	17	40	22	21	8	7	26	2.8
1			1														1.5
1				1													1.9
4						1				1	1			1			10.1
3												1				2	15.0
2								1				1					7.7
3				1									1		1		18.3
1											1						7.0
2				1		1											2.3
1											1						6.7
10		1		3	1		1			2	2						4.0
6	1		2					1		1	1						3.0
2											1	1					11.0
43		1	2	2	1	4		2	1	6	13	5	4	1	1		8.9
5			1	2	1							1					4.2
1			1														1.5
15		1	1	2		3				3	4				1		6.2
1		1															1.0
43		7	12	13	6	2	1	1		1							1.8
2		2		1	1												.9
2			1	1													1.6
20	1		2	5	6	2	1	2			1						2.6
1							1										3.3
1	1																.5

NOTE: Be sure to check for related offense codes when examining a particular type of crime. They may or may not be in sequential order or even on the same page.

C1 2006 Total Prisoner Population by Minimum Term Distribution — All Offenses

Page 11 of 23

C - 26

			TOTAL*	.5	1	1.5	2	2.5	3	3.5	4	4.5	5	10	15	20	25	>25	LIFE	AVG
GRAND TOTALS			51,515	405	2,996	4,156	7,814	2,202	3,260	1,198	2,073	880	3,018	8,494	3,787	2,642	1,535	1,836	4,894	7.5
VIOLATIONS			49,992	332	2,780	3,894	7,482	2,141	3,213	1,144	2,065	876	3,001	8,454	3,765	2,621	1,527	1,829	4,868	7.6
ATTEMPTS			1,198	73	216	262	332	61	47	54	8	4	17	40	22	21	8	7	26	2.8
Max. Penalty																				
750.219E	Financial Institution - Unauthorized Credit Application	4 ATTEMPTS	3		1		2													1.6
750.2241-A	Weapons - Dangerous Weapon, Misc.	5 ATTEMPTS	5				4			1										2.2
750.224A	Weapons - Taser, Possess or Sale	4 ATTEMPTS	3	1		2														1.1
750.224B	Weapons - Firearms, Short-Barrel Shotgun/ Rifle	5 ATTEMPTS	17 1			3 1	7	2	1	2			1				1			3.6 1.3
750.224F	Weapons - Firearms, Possess by Felon	5 ATTEMPTS	386 3	9	25	54 3	108	56	54	19	17	1	12	19	6		1	2	3	2.9 1.2
750.226	Weapons - Dangerous Weapon, Carry w/Unlawful Intent	5 ATTEMPTS	23 1		1	4	8 1	2	2	1	2			2					1	2.5 2.0
750.227	Weapons - Carrying Concealed	5 ATTEMPTS	227 11	5	31 3	41 4	75 3	20 1	14	25	3	1	3	3	2	1	1		2	2.3 1.4
750.227B-A	Weapons - Felony Firearm	2 ATTEMPTS	1,805 26				1,790 26						14	1						2.0 2.0
750.227B-B	Weapons - Felony Firearm, 2nd Offense	5 ATTEMPTS	97 1										97 1							5.0 5.0
750.227B-C	Weapons - Felony Firearm, 3rd Offense	10 ATTEMPTS	6											6						10.0
750.227B	Weapons - Felony Firearm	10 ATTEMPTS	29				23						6							2.6
750.227C	Weapons - Firearms, Possess Loaded in Vehicle	2 ATTEMPTS	2		1														1	1.0
750.227G9A	Weapons - Body Armor - Possess/Use By Violent Felon	4 ATTEMPTS	1			1														1.3
750.234A	Weapons - Firearms, Discharge from Vehicle	4 ATTEMPTS	2				1			1										2.6
750.234B	Weapons - Firearms, Discharge in/at Bldg.	4 ATTEMPTS	10 1		3 1	3	3	1												1.5 1.0
750.2411	Obstructing Fireman/Public Utility Maintenance Person	4 ATTEMPTS	1					1												2.5
750.248	Forgery	14 ATTEMPTS	87 4		6	20 2	18	7 1	12 1	3	10	1	5	4	1					2.7 2.0
750.248A	Financial Transaction Device - Utter & Publish	4 ATTEMPTS	2				2													1.9
750.249	Uttering & Publishing	14 ATTEMPTS	618 41	5 4	94 11	159 18	201 3	49 2	47 3	6	18		16	17	5	1				2.1 1.3
750.252	Utter & Publish - Possess Counterfeit Note w/Intent	7 ATTEMPTS	1				1													2.0

NOTE: Be sure to check for related offense codes when examining a particular type of crime. They may or may not be in sequential order or even on the same page.

C1 2006 Total Prisoner Population by Minimum Term Distribution — All Offenses

Page 12 of 23

C - 27

			TOTAL*	.5	1	1.5	2	2.5	3	3.5	4	4.5	5	10	15	20	25	>25	LIFE	AVG
GRAND TOTALS			51,515	405	2,996	4,156	7,814	2,202	3,260	1,198	2,073	880	3,018	8,494	3,787	2,642	1,535	1,836	4,894	7.5
VIOLATIONS			49,992	332	2,780	3,894	7,482	2,141	3,213	1,144	2,065	876	3,001	8,454	3,765	2,621	1,527	1,829	4,868	7.6
ATTEMPTS			1,198	73	216	262	332	61	47	54	8	4	17	40	22	21	8	7	26	2.8
Max. Penalty																				
750.253	Utter & Publish - Counterfeit Bills/Notes	5	1			1														1.5
	ATTEMPTS		1			1														1.5
750.254	Utter & Publish - Possess Counterfeit Bank/State/Bills	5	2			1	1													1.5
	ATTEMPTS																			
750.260	Counterfeiting - Coins/Possess 5 or More	LIFE	2				1		1											2.5
	ATTEMPTS																			
750.261	Counterfeiting - Coins/Possess Less Than 5	10	2				2													1.8
	ATTEMPTS																			
750.2633	Counterfeiting - Del/Poss w/False ID Mark Felony	5	1			1														1.5
	ATTEMPTS																			
750.280	Fraud - Common Law	10	1			1														1.5
	ATTEMPTS		1			1														1.3
750.285	Obtain Personal Identity Info w/o Permission	5	12		2	1	5	2		1			1							2.1
	ATTEMPTS																			
750.316-A	Homicide - Murder 1st Degree, Premeditated	LIFE	748				1		1					1	2	1	2	740	18.5	
	ATTEMPTS		3															3		
750.316-B	Homicide - Felony Murder	LIFE	460												1			459	20.0	
	ATTEMPTS																			
750.316-C	Homicide - Open Murder, Statutory Short Form	LIFE	178											1		3	6	11	157	33.8
	ATTEMPTS		1															1		
750.316	Homicide	LIFE	1,829												1		1	3	1,824	34.0
	ATTEMPTS		11															11		
750.317	Homicide - Murder 2nd Degree	LIFE	3,921				2	1	3	2	3		21	294	604	817	686	772	716	23.0
	ATTEMPTS		25											4	2	8	2	2	7	19.4
750.321-A	Homicide - Manslaughter, Statutory Short Form	15	254	1	1	2	11	9	19	9	17	5	36	122	14	5		3		7.0
	ATTEMPTS		2						1					1						6.5
750.321-C	Homicide - Manslaughter, Involuntary	15	141			1	7	6	9	7	7	3	18	65	15	3				7.0
	ATTEMPTS		2						1					1						6.6
750.321-E	Homicide - Manslaughter with Motor Vehicle	15	75			1	3	2	6	1	10	2	4	38	5	3				6.9
	ATTEMPTS		3				1		1				1							3.6
750.321	Homicide - Manslaughter	15	125	2		1	4	2	5	2	10	1	10	63	12	10		3		9.2
	ATTEMPTS																			
750.322	Homicide - Willful Killing of Unborn Child	15	1												1					20.0
	ATTEMPTS																			
750.324	Homicide - Negligent Homicide	2	16	1	1	8	2	1			2			1						2.0
	ATTEMPTS																			
750.329	Homicide - Manslaughter, Death by Weapon Aimed w/out Malice	15	11					1			3			7						6.6
	ATTEMPTS																			
750.329A	Suicide - Assisting	5	1				1													2.0
	ATTEMPTS																			

NOTE: Be sure to check for related offense codes when examining a particular type of crime. They may or may not be in sequential order or even on the same page.

C1 2006 Total Prisoner Population by Minimum Term Distribution — All Offenses

Page 13 of 23

C - 28

GRAND TOTALS		
VIOLATIONS		
ATTEMPTS		
Max. Penalty		
750.335A	Indecent Exposure (Sexually Delinquent Person)	1 ATTEMPTS
750.338	Gross Indecency Between Males, Commit/Procure	5 ATTEMPTS
750.338A	Gross Indecency Between Females, Commit/Procure	5 ATTEMPTS
750.338B	Gross Indecency Male and Female, Commit/Procure	5 ATTEMPTS
750.349	Kidnapping	LIFE ATTEMPTS
750.349[S]	Kidnapping - Solicitation	LIFE ATTEMPTS
750.349A	Prisoner Taking a Hostage	LIFE ATTEMPTS
750.349B	Unlawful Imprisonment (restraint)	15 ATTEMPTS
750.350	Kidnapping - Child Enticement	LIFE ATTEMPTS
750.356-A	Larceny - Over \$100 (obsolete)	5 ATTEMPTS
750.356	Larceny	10 ATTEMPTS
750.3562A	Larceny - \$20,000 or More	10 ATTEMPTS
750.3562B	Larceny - \$1,000 - < \$20,000, 3rd+ Offense	10 ATTEMPTS
750.3563A	Larceny - \$1,000 - < \$20,000	5 ATTEMPTS
750.3564A	Larceny - \$200 - < \$1,000	1 ATTEMPTS
750.356A-A	Larceny - From Motor Vehicle	5 ATTEMPTS
750.356A-B	Break and Enter - Vehicle Steal Property Over \$5	5 ATTEMPTS
750.356A-C	Break and Enter - Vehicle With Damage	5 ATTEMPTS
750.356A	Larceny - From Motor Vehicle	10 ATTEMPTS
750.356A1	Larceny - From Motor Vehicle	5 ATTEMPTS

TOTAL*	.5	1	1.5	2	2.5	3	3.5	4	4.5	5	10	15	20	25	>25	LIFE	AVG
51,515	405	2,996	4,156	7,814	2,202	3,260	1,198	2,073	880	3,018	8,494	3,787	2,642	1,535	1,836	4,894	7.5
49,992	332	2,780	3,894	7,482	2,141	3,213	1,144	2,065	876	3,001	8,454	3,765	2,621	1,527	1,829	4,868	7.6
1,198	73	216	262	332	61	47	54	8	4	17	40	22	21	8	7	26	2.8
16		1		5	1	4		1		1	3						3.4
4	1	2									1						2.3
1				1													2.0
17		1	5	5	5		1										1.9
2				2													1.7
359			3	4	1	3	1	3	4	11	80	64	49	26	46	64	17.4
12		1	1	6						1		2			1		6.1
1										1							5.0
8											2	2	1		1	2	21.0
1											1						7.0
18				1			1	1	2	2	4	1	2	1	2	1	13.1
11			1	5	2	1	1					1					3.1
7		1	1	1		1				1	1	1					4.3
1	1																.5
5		1	1			1		1		1							2.8
1			1						1								1.5
1								1									4.0
60	1	12	11	20	8	4	1	3									1.8
1			1														1.5
1				1													2.0
7	1	1	2	2	1												1.5
1				1													1.7
1			1														1.5
7		2	1		1	1					1				1		6.8
79	3	17	24	20	11	2	1				1						1.6
4		1	2	1													1.3

NOTE: Be sure to check for related offense codes when examining a particular type of crime. They may or may not be in sequential order or even on the same page.

C1 2006 Total Prisoner Population by Minimum Term Distribution — All Offenses

Page 14 of 23

C - 29

GRAND TOTALS		
VIOLATIONS		
ATTEMPTS		
Max. Penalty		
750.356A2C1	Break and Enter - Vehicle Steal Property	5
	\$1,000 - < \$20,000	ATTEMPTS
750.356A2C2	Break and Enter - Vehicle Steal Prop	5
	\$200 - < \$1,000, 2nd+ Offense	ATTEMPTS
750.356A2D1	Break and Enter - Vehicle Steal Property	10
	\$20,000 or More	ATTEMPTS
750.356A3	Break and Enter - Vehicle With Damage	5
		ATTEMPTS
750.356AB	Break and Enter - Vehicle Steal Property	5
	Over \$5	ATTEMPTS
750.356B	Break and Enter - Coin Telephone	4
		ATTEMPTS
750.356C	Retail Fraud - 1st Degree	5
		ATTEMPTS
750.356D	Retail Fraud - 2nd Degree	1
		ATTEMPTS
750.357	Larceny from Person	10
		ATTEMPTS
750.357B	Weapons - Firearms - Larceny	5
		ATTEMPTS
750.360	Larceny in Building	4
		ATTEMPTS
750.362-A	Larceny By Conversion Over \$100	5
	(obsolete)	ATTEMPTS
750.362	Larceny By Conversion	10
		ATTEMPTS
750.3622A	Larceny by Conversion \$20,000 or More	10
		ATTEMPTS
750.3623A	Larceny By Conversion \$1,000 - < \$20,000	5
		ATTEMPTS
750.362A	Failure to Return Rented Property	10
	Over \$100 (obsolete)	ATTEMPTS
750.362A2A	Failure to Return Rented Property	10
	\$20,000 or More	ATTEMPTS
750.362A3A	Failure to Return Rented Property	5
	\$1,000 - < \$20,000	ATTEMPTS
750.3633A	Larceny by False Personation \$1,000 -	5
	< \$20,000	ATTEMPTS
750.377A	Malicious Destruction Personal Property	10
		ATTEMPTS

TOTAL*	.5	1	1.5	2	2.5	3	3.5	4	4.5	5	10	15	20	25	>25	LIFE	AVG
51,515	405	2,996	4,156	7,814	2,202	3,260	1,198	2,073	880	3,018	8,494	3,787	2,642	1,535	1,836	4,894	7.5
49,992	332	2,780	3,894	7,482	2,141	3,213	1,144	2,065	876	3,001	8,454	3,765	2,621	1,527	1,829	4,868	7.6
1,198	73	216	262	332	61	47	54	8	4	17	40	22	21	8	7	26	2.8
9		1	2	4	2												1.8
1			1														1.5
2		1								1							2.9
82	9	24	20	21	2	6											1.4
2		1				1											2.0
1											1						7.0
3		1	2														1.2
438	9	106	125	112	28	36	5	11	1	1	4						1.7
3	2	1															.6
1		1															.8
390	10	36	57	88	30	62	13	37	5	13	36	2	1				2.8
21	2	3	10	2	1	2	1										1.5
20		2	4	8	3	1				1	1						2.4
253	7	40	87	80	18	10	2	6		1	2						1.7
14	2	6	6														1.0
6		2		3		1											1.8
1														1			25.0
8			1	3	1	1	1				1						2.6
1				1													2.0
29		1	10	6	1	6	1	4									2.2
2		1		1													1.3
2		1										1					8.0
1		1															1.0
6		3	1	1		1											1.4
1			1														1.3
4			1	2			1										2.1

NOTE: Be sure to check for related offense codes when examining a particular type of crime. They may or may not be in sequential order or even on the same page.

C1 2006 Total Prisoner Population by Minimum Term Distribution — All Offenses

Page 15 of 23

C - 30

			TOTAL*	.5	1	1.5	2	2.5	3	3.5	4	4.5	5	10	15	20	25	>25	LIFE	AVG
GRAND TOTALS			51,515	405	2,996	4,156	7,814	2,202	3,260	1,198	2,073	880	3,018	8,494	3,787	2,642	1,535	1,836	4,894	7.5
VIOLATIONS			49,992	332	2,780	3,894	7,482	2,141	3,213	1,144	2,065	876	3,001	8,454	3,765	2,621	1,527	1,829	4,868	7.6
ATTEMPTS			1,198	73	216	262	332	61	47	54	8	4	17	40	22	21	8	7	26	2.8
Max. Penalty																				
750.377A1A1	Malicious Destruction Personal Property \$20,000 or More	10 ATTEMPTS	2			1			1											2.2
750.377A1B1	Malicious Destruction Personal Property \$1,000 - < \$20,000	5 ATTEMPTS	39	1	7	19	7	1	2	1			1							1.6
750.377A1B2	Mal. Destr. Personal Property \$200 - < \$1,000, 2nd+ Offense	5 ATTEMPTS	1				1													2.0
750.377AA	Malicious Destruction Personal Property	4 ATTEMPTS	5		1	1	1	1	1											1.9
750.377B	Malicious Destruction Fire/Police Property	4 ATTEMPTS	79	5	15	21	23	2	9		4									1.7
			5	1	1	1	1	1												1.4
750.380	Malicious Destruction Building	10 ATTEMPTS	2				1						1							3.5
750.3802A	Malicious Destruction Building \$20,000 or More	10 ATTEMPTS	3			1	2													1.8
750.3803A	Malicious Destruction Building \$1,000 - < \$20,000	5 ATTEMPTS	20		5	4	6	2	2					1						2.0
			1	1																.5
750.3804A	Malicious Destruction Building \$200 - < \$1,000	1 ATTEMPTS	1	1																.5
750.380A	Malicious Destruction Building Over \$100 (obsolete)	4 ATTEMPTS	1			1														1.3
750.3821C1	Malicious Destr. Trees/Shrubs/etc. \$1,000 - < \$20,000	5 ATTEMPTS	2			1	1													1.7
750.383A	MDOP - Utility Property	4 ATTEMPTS	1				1													2.0
750.3875A	Malicious Destr. Tombs/Memorials \$1,000 - < \$20,000	5 ATTEMPTS	1	1																.2
750.397	Mayhem	10 ATTEMPTS	1											1						8.0
750.411A1B	False Report of a Felony	4 ATTEMPTS	18		5	8	3	1			1									1.5
			1		1															1.0
750.411A2	False Bomb Threat	4 ATTEMPTS	4				1	1	1					1						4.3
750.411A3A	False Report/Threat of Bomb/Harmful Device	4 ATTEMPTS	5			2	2					1								2.1
750.411H2B	Stalking a Minor	5 ATTEMPTS	3			1	1							1						4.4
750.411I	Stalking - Aggravated	5 ATTEMPTS	173	2	26	42	40	11	20	12	8		3	3	5			1		2.6
			5	1			3	1												1.5
750.411I2B	Stalking a Minor - Aggravated	10 ATTEMPTS	2				1		1											2.4
			1				1													1.7

NOTE: Be sure to check for related offense codes when examining a particular type of crime. They may or may not be in sequential order or even on the same page.

C1 2006 Total Prisoner Population by Minimum Term Distribution — All Offenses

Page 16 of 23

C - 31

		GRAND TOTALS
		VIOLETIONS
		ATTEMPTS
		Max. Penalty
750.411O	Money Laundering - 1st Degree	20 ATTEMPTS
750.413	Motor Vehicle - Unlawfully Driving Away	5 ATTEMPTS
750.414	Motor Vehicle - Unlawful Use	2 ATTEMPTS
750.4152	Motor Vehicle - Conceal/Misrepresent Identity to Mislead	4 ATTEMPTS
750.422-A	Perjury - Court Proceeding Capital Crime	LIFE ATTEMPTS
750.422-B	Perjury - Court Proceeding	15 ATTEMPTS
750.422	Perjury - Court Proceeding	LIFE ATTEMPTS
750.423	Perjury - Willfully Swear Falsely	15 ATTEMPTS
750.424-B	Perjury - Subornation, Court Proceeding	15 ATTEMPTS
750.424	Perjury - Subornation	15 ATTEMPTS
750.425-B	Perjury - Incite/Procure, Court Proceeding	5 ATTEMPTS
750.425	Perjury - Incite/Procure	5 ATTEMPTS
750.4361	Poison - Food/Drink/Medicine/Wells	5 ATTEMPTS
750.4362A	Poison - Food/Drink/Medicine/Water Supply	15 ATTEMPTS
750.451-D	Prostitution - 3rd+ Offense	2 ATTEMPTS
750.451	Prostitution	2 ATTEMPTS
750.455	Prostitution - Pandering	20 ATTEMPTS
750.459	Prostitution - Transporting Female (perhaps compel)	20 ATTEMPTS
750.478A2	Public Officer - Attempt to Obstruct Official Duties	2 ATTEMPTS
750.479-B	Police Officer/Public Officer - Resist and Obstruct	2 ATTEMPTS

TOTAL*	.5	1	1.5	2	2.5	3	3.5	4	4.5	5	10	15	20	25	>25	LIFE	AVG
51,515	405	2,996	4,156	7,814	2,202	3,260	1,198	2,073	880	3,018	8,494	3,787	2,642	1,535	1,836	4,894	7.5
49,992	332	2,780	3,894	7,482	2,141	3,213	1,144	2,065	876	3,001	8,454	3,765	2,621	1,527	1,829	4,868	7.6
1,198	73	216	262	332	61	47	54	8	4	17	40	22	21	8	7	26	2.8
2								1			1						5.7
406	5	68	103	136	37	26	3	13	2	4	8					1	1.9
12	3	2	5	2													1.1
41	5	7	17	7	3	1				1							1.4
1		1															1.0
2						1					1						4.7
6				1		1	1	1	2								3.5
6					1		1			1	2				1		9.1
1						1											3.0
1											1						9.0
1										1							5.0
1											1						10.0
1		1															1.0
1											1						10.0
1							1										3.3
2				1				1									3.0
8		1	5	2													1.4
1		1															.8
7		1	1			2					3						4.6
6								1		1	1	2		1			11.1
1	1																.5
35	1	7	9	9	1	3	1	3			1						1.9

NOTE: Be sure to check for related offense codes when examining a particular type of crime. They may or may not be in sequential order or even on the same page.

C1 2006 Total Prisoner Population by Minimum Term Distribution — All Offenses

Page 17 of 23

C - 32

GRAND TOTALS		
VIOLATIONS		
ATTEMPTS		
Max. Penalty		
750.479	Public Officer - Assault or Obstruct	20
	ATTEMPTS	
750.4792	Public Officer - Assault or Obstruct	2
	ATTEMPTS	
750.4793	Public Officer - Assault or Obstruct	4
	Cause Injury	ATTEMPTS
750.479A-B	Peace Officer - Resist Arrest	2
	Injury Inflicted	ATTEMPTS
750.479A2	Police Officer - Fleeing (Penal Code)	2
	4th Degree	ATTEMPTS
750.479A3	Police Officer - Fleeing (Penal Code)	5
	3rd Degree	ATTEMPTS
750.479A4-A	Police Officer - Fleeing (Penal Code)	10
	2nd Degree	ATTEMPTS
750.479A4	Police Officer - Fleeing (Penal Code)	10
	2nd Offense	ATTEMPTS
750.479A5-A	Police Officer - Fleeing (Penal Code)	15
	1st Degree	ATTEMPTS
750.479A5	Police Officer - Fleeing (Penal Code)	15
	Serious Injury	ATTEMPTS
750.479B2	Peace Officer - Disarming Firearm	10
	ATTEMPTS	
750.483A2B	Interfere w/Crime Report Threat to	10
	Kill/Injure	ATTEMPTS
750.483A4B	Interfere w/Police Investigation Threat	10
	to Kill/Injure	ATTEMPTS
750.483A6B	Tamper w/Evidence - Criminal Case	10
	Max > 10 yr Term	ATTEMPTS
750.49-B	Animals - Attending Fight	4
	ATTEMPTS	
750.502D	Anhydrous Ammonia Container	4
	Unauthorized Tampering	ATTEMPTS
750.505-A	Obstruction of Justice	5
	ATTEMPTS	
750.505-B	Accessory After the Fact to Felony	5
	ATTEMPTS	
750.505	Common Law Offenses	5
	ATTEMPTS	
750.50B	Animals - Killing/Torturing	4
	ATTEMPTS	

TOTAL*	.5	1	1.5	2	2.5	3	3.5	4	4.5	5	10	15	20	25	>25	LIFE	AVG
51,515	405	2,996	4,156	7,814	2,202	3,260	1,198	2,073	880	3,018	8,494	3,787	2,642	1,535	1,836	4,894	7.5
49,992	332	2,780	3,894	7,482	2,141	3,213	1,144	2,065	876	3,001	8,454	3,765	2,621	1,527	1,829	4,868	7.6
1,198	73	216	262	332	61	47	54	8	4	17	40	22	21	8	7	26	2.8
2		1	1														1.2
4	1	2				1											1.2
2		1	1														1.2
2	1				1												1.3
23		4	7	6	4	2											1.7
272	2	26	57	96	39	23	5	9	3	6	6						2.1
4	1		1	1						1							2.0
31	1		1	4	3	3	3	5	1	1	6	2	1				4.9
1											1						8.0
1						1											3.0
1												1					15.0
12			1	1		1	1	1		3	2	1				1	5.1
12		3	2	4	1		2										1.8
6			1	1		1	1		1		1						3.5
1			1														1.5
1											1						9.0
1			1														1.5
1				1													2.0
4		1	1	2													1.6
12			3	6			1		1		1						2.5
38		4	9	17	3	1	2					1	1				2.5
1				1													1.7
3													1		2		30.0
5		1	2	1		1											1.7
1			1														1.3

NOTE: Be sure to check for related offense codes when examining a particular type of crime. They may or may not be in sequential order or even on the same page.

C1 2006 Total Prisoner Population by Minimum Term Distribution — All Offenses

Page 18 of 23

C - 33

			TOTAL*	.5	1	1.5	2	2.5	3	3.5	4	4.5	5	10	15	20	25	>25	LIFE	AVG
GRAND TOTALS			51,515	405	2,996	4,156	7,814	2,202	3,260	1,198	2,073	880	3,018	8,494	3,787	2,642	1,535	1,836	4,894	7.5
VIOLATIONS			49,992	332	2,780	3,894	7,482	2,141	3,213	1,144	2,065	876	3,001	8,454	3,765	2,621	1,527	1,829	4,868	7.6
ATTEMPTS			1,198	73	216	262	332	61	47	54	8	4	17	40	22	21	8	7	26	2.8
Max. Penalty																				
750.511	Railroads - Block/Wreck Track	LIFE ATTEMPTS	2				2													1.9
750.520	Rape	LIFE ATTEMPTS	22				1							2			1	3	15	32.8
750.520B	CSC - 1st Degree - Multiple Variables	LIFE ATTEMPTS	1,554				6	4	7	9	18	7	45	317	304	265	149	231	192	18.6
			13			1	1	1	1	1				1	1	3	3		1	13.1
750.520B1A	CSC - 1st Degree - Person Under 13	LIFE ATTEMPTS	1,921		5	3	26	32	55	36	42	28	111	617	414	247	126	114	65	12.8
			26		2	2	10		3	6				1	1	1				3.7
750.520B1B	CSC - 1st Degree - Relationship	LIFE ATTEMPTS	383			1	5	4	5	3	11	7	25	111	100	46	32	24	9	13.1
			6				3		2						1					5.3
750.520B1C	CSC - 1st Degree - During Felony	LIFE ATTEMPTS	142				1	1	2		1	1	3	20	32	16	15	35	15	21.5
			2				1							1						8.3
750.520B1D	CSC - 1st Degree - Accomplices	LIFE ATTEMPTS	63	1					3	2	1		4	11	15	7	7	9	3	16.5
750.520B1E	CSC - 1st Degree - Weapon Used	LIFE ATTEMPTS	215							2	2	1	1	37	53	39	21	38	21	19.4
			2															1	1	30.0
750.520B1F	CSC - 1st Degree - Personal Injury	LIFE ATTEMPTS	257		1		1	1	5	3	4	3	4	44	54	50	40	36	11	18.3
			3				1	1						1						4.7
750.520B1G	CSC - 1st Degree - Injury to Incap. Victim	LIFE ATTEMPTS	7									1	1		4	1				11.2
750.520B1H	CSC - 1st Degree - Mentally Disabled Relationship	LIFE ATTEMPTS	13				1		1	1			1	1	2	3		3		15.5
750.520C	CSC - 2nd Degree - Multiple Variables	15 ATTEMPTS	465	2	8	17	63	20	60	16	45	11	70	123	23	6	1			5.3
			9		2	4	2						1							1.7
750.520C1A	CSC - 2nd Degree - Person Under 13	15 ATTEMPTS	1,634	1	39	76	214	102	209	60	125	19	255	460	53	20		1		4.9
			55		6	10	25	4	6	2			1	1						2.1
750.520C1B	CSC - 2nd Degree - Relationship	15 ATTEMPTS	242		2	7	36	15	35	14	23	2	45	56	5	1			1	4.6
			9			1	5		2	1										2.2
750.520C1C	CSC - 2nd Degree - During Felony	15 ATTEMPTS	13					4	3	1	1		1	3						3.8
			1						1											3.0
750.520C1D	CSC - 2nd Degree - Accomplices	15 ATTEMPTS	7			1			2				1	3						4.7
			4					3		1										2.6
750.520C1E	CSC - 2nd Degree - Weapon Used	15 ATTEMPTS	11	1		1	2			1	1			4		1				5.4
750.520C1F	CSC - 2nd Degree - Personal Injury	15 ATTEMPTS	88		2	6	10	5	12	2	16		12	18	2	2		1		5.2
			4				1	1	1					1						4.8
750.520C1G	CSC - 2nd Degree - Injury to Incap. Victim	15 ATTEMPTS	11			1	2	3	1		1		1	2						3.4
750.520C1H	CSC - 2nd Degree - Mentally Disabled Relationship	15 ATTEMPTS	15			2	2	3	1	2			1	2	2					4.4
			1				1													1.9

NOTE: Be sure to check for related offense codes when examining a particular type of crime. They may or may not be in sequential order or even on the same page.

C1 2006 Total Prisoner Population by Minimum Term Distribution — All Offenses

Page 19 of 23

C - 34

			TOTAL*	.5	1	1.5	2	2.5	3	3.5	4	4.5	5	10	15	20	25	>25	LIFE	AVG
GRAND TOTALS			51,515	405	2,996	4,156	7,814	2,202	3,260	1,198	2,073	880	3,018	8,494	3,787	2,642	1,535	1,836	4,894	7.5
VIOLATIONS			49,992	332	2,780	3,894	7,482	2,141	3,213	1,144	2,065	876	3,001	8,454	3,765	2,621	1,527	1,829	4,868	7.6
ATTEMPTS			1,198	73	216	262	332	61	47	54	8	4	17	40	22	21	8	7	26	2.8
Max. Penalty																				
750.520C1I	CSC - 2nd Degree - State Prisoner	15	1								1									4.0
750.520C1K	CSC - 2nd Degree - County Prisoner	15	1			1														1.3
750.520C1L	CSC - 2nd Degree - Detained Juvenile	15	1							1										3.3
750.520D	CSC - 3rd Degree - Multiple Variables	15																		3.2
750.520D1A	CSC - 3rd Degree - Person 13-15	15	567	2	19	13	41	24	63	9	38	17	72	221	32	9	3	3	1	6.2
750.520D1B	CSC - 3rd Degree - Force/Coercion	15	14		1	2	5	3		2				1						2.6
750.520D1C	CSC - 3rd Degree - Incapacitated	15	1,263	3	46	50	125	70	152	38	111	56	160	408	31	12			1	5.0
750.520D1D	CSC - 3rd Degree - Incest	15	120		10	40	50	11	1	7	1									1.8
750.520E	CSC - 4th Degree - Multiple Variables	2	528		8	15	34	18	47	13	43	14	76	217	34	5	2	2		6.3
750.520E1A-A	CSC - 4th Degree - Victim 13-16	2	28	1	5	2	11	2	3	1	1		1	1						2.3
750.520E1B	CSC - 4th Degree - Force/Coercion	2	74	1	6	6	9	4	3	4	4	2	9	19	6	1				5.3
750.520E1G	CSC - 4th Degree - Incest	2	2			1	1													1.8
750.520F	CSC - 4th Degree - Incapacitated Victim	2	92		1	1	4	5	9	9	5	1	11	45	1					5.8
750.520G	CSC - 4th Degree - Sexual Penetration	10	1																	1.5
750.520G1	CSC - 4th Degree - Sexual Penetration	10	26		7	14	2	1	1					1						1.7
750.520G2	CSC - 2nd Degree Assault	5	43	1	5	25	5	2	1	1	1			2						1.7
750.529	Robbery - Armed	LIFE	73	4	15	37	9	3		2				3						1.6
750.529A	Carjacking	LIFE	1			1														1.3
750.530	Robbery - Unarmed	15	8		1	4	1	1		1										1.7
		ATTEMPTS	1			1														1.3
		ATTEMPTS	19		1	2							4	7	2	2		1		10.2
		ATTEMPTS	8			1			1				3	2	1					6.0
		ATTEMPTS	465		10	51	118	25	56	29	35	10	51	74	2		2	2		3.6
		ATTEMPTS	6		1	4								1						2.3
		ATTEMPTS	99	1	9	22	33	12	8	6	2		3	2					1	2.1
		ATTEMPTS	2		1					1										2.1
		ATTEMPTS	4,476	1	11	26	104	140	182	145	174	200	326	1,380	778	413	187	221	188	10.9
		ATTEMPTS	34		2	4	3	3	1	1	1	1	2	6	4	1	2	2	1	9.0
		ATTEMPTS	448		3	3	26	14	17	27	27	23	49	158	66	18	8	5	4	7.7
		ATTEMPTS	13		2	1	3	1		1		2	1	2						3.5
		ATTEMPTS	1,162	6	46	59	186	93	157	45	131	33	123	214	41	17	3	3	5	4.5
		ATTEMPTS	17		1	3	5	1					1	4	2					4.5

NOTE: Be sure to check for related offense codes when examining a particular type of crime. They may or may not be in sequential order or even on the same page.

C1 2006 Total Prisoner Population by Minimum Term Distribution — All Offenses

Page 20 of 23

C - 35

GRAND TOTALS		
VIOLATIONS		
ATTEMPTS		
Max. Penalty		
750.531-A	Bank Robbery	LIFE
		ATTEMPTS
750.531-B	Safe Breaking	LIFE
		ATTEMPTS
750.531	Bank Robbery/Safe Breaking	LIFE
		ATTEMPTS
750.532	Seduction	5
		ATTEMPTS
750.535-A	Stolen Property - Rec & Conc Over \$100 (obsolete)	5
		ATTEMPTS
750.535-B	Stolen Property - Rec & Conc \$100 or Less	MISD
		ATTEMPTS
750.535	Stolen Property - Rec & Conc	10
		ATTEMPTS
750.5352A	Stolen Property - Rec & Conc \$20,000 or More	10
		ATTEMPTS
750.5353A	Stolen Property - Rec & Conc \$1,000 - < \$20,000	5
		ATTEMPTS
750.5353B	Stolen Property - Rec & Conc \$200 - < \$1,000, 2nd+ Offense	5
		ATTEMPTS
750.5357	Stolen Property - Rec & Conc Motor Vehicle	5
		ATTEMPTS
750.535A	Motor Vehicles - Operating a Chop Shop	10
		ATTEMPTS
750.535A2	Motor Vehicles - Operating a Chop Shop	10
		ATTEMPTS
750.535B	Weapons - Firearms - Receive & Conceal	10
		ATTEMPTS
750.539J2B	Capture/Distribute Image of Unclothed Person	5
		ATTEMPTS
750.540	Telephone - Tap/Cut Lines	2
		ATTEMPTS
750.543M	False Report or Threat of Terrorism	20
		ATTEMPTS
750.72-A	Arson - Dwelling House	20
		ATTEMPTS
750.72-B	Arson - Dwelling House Curtilage	20
		ATTEMPTS
750.72	Arson Dwelling House/Curtilage	20
		ATTEMPTS

TOTAL*	.5	1	1.5	2	2.5	3	3.5	4	4.5	5	10	15	20	25	>25	LIFE	AVG
51,515	405	2,996	4,156	7,814	2,202	3,260	1,198	2,073	880	3,018	8,494	3,787	2,642	1,535	1,836	4,894	7.5
49,992	332	2,780	3,894	7,482	2,141	3,213	1,144	2,065	876	3,001	8,454	3,765	2,621	1,527	1,829	4,868	7.6
1,198	73	216	262	332	61	47	54	8	4	17	40	22	21	8	7	26	2.8
254		13	13	28	13	32	7	15	3	24	62	22	13	5	3	1	6.5
4		1						1		1			1				7.0
74		1		6	2	7	2	7		18	16	9	3		2	1	6.9
5			1	2		1				1							3.4
52				1	2	2		4		3	3	11	15	5	2	4	14.6
5			2	2		1											1.8
36	1	5	2	10	2	7	1	2		2	3	1					3.1
4	1			3													1.5
1					1												2.1
15			2	4		1	1				3	2			1	1	7.1
45	3	10	4	8	3	6	1	3		1	5	1					2.9
3		2		1													1.3
217	9	46	55	64	18	14	5	4		1	1						1.7
6	1		3	1			1										1.6
4			1	1	2												1.9
287	12	141	59	49	8	12		4	2								1.3
8	1	3	4														1.0
5				2		2						1					5.0
4		2				2											2.0
39		4	7	14	3	5	1	3		2							2.2
2				1		1											2.5
6		1	1	2	1					1							2.2
8	1	1	1	3	2												1.5
4							1			1	2						6.2
1							1										3.2
170		4	10	21	5	15	4	12	14	16	51	13	4		1		5.7
10	1		1	6			1				1						2.4
10		1				1		1		3	3	1					6.1
39	1	5	1	4		1		6	1	7	6	4	2		1		6.4

NOTE: Be sure to check for related offense codes when examining a particular type of crime. They may or may not be in sequential order or even on the same page.

C1 2006 Total Prisoner Population by Minimum Term Distribution — All Offenses

Page 21 of 23

C - 36

GRAND TOTALS		
VIOLATIONS		
ATTEMPTS		
Max. Penalty		
750.73	Arson - Real Property	10
	ATTEMPTS	
750.741C1	Arson - Pers. Prop. \$1,000 - < \$20,000	5
	ATTEMPTS	
750.741D1	Arson - Pers. Prop. \$20,000 or More	10
	ATTEMPTS	
750.74B	Arson - Pers. Prop. Over \$50	4
	ATTEMPTS	
750.75	Arson - Insured Property	10
	ATTEMPTS	
750.77	Arson - Prepare to Burn Property	10
	ATTEMPTS	
750.771C1	Arson - Prepare to Burn Property	5
	\$1,000 - < \$20,000	ATTEMPTS
750.771D1	Arson - Prepare to Burn Property	10
	\$20,000 or More	ATTEMPTS
750.78	Arson - Woods/Prairies	4
	ATTEMPTS	
750.81	Assault or Assault and Battery	MISD
	ATTEMPTS	
750.814	Domestic Violence, 3rd Offense	2
	ATTEMPTS	
750.81A	Assault - Aggravated	1
	ATTEMPTS	
750.81A3	Domestic Violence - Aggravated	2
	2nd Offense	ATTEMPTS
750.81C2	Assault/Battery of DHS Employee	2
	ATTEMPTS	
750.81D1	Police Officer - Assault/Resist/Obstruct	2
	ATTEMPTS	
750.81D2	Police Officer - Assault/Resist/Obstruct	4
	Causing Injury	ATTEMPTS
750.81D3	Police Officer - Assault/Resist/Obstruct	15
	Serious Impairment	ATTEMPTS
750.82	Felonious Assault	4
	ATTEMPTS	
750.822	Weapon-Free Schools - Assault with	4
	Dangerous Weapon	ATTEMPTS
750.83	Assault w/Intent to Murder	LIFE
	ATTEMPTS	

TOTAL*	.5	1	1.5	2	2.5	3	3.5	4	4.5	5	10	15	20	25	>25	LIFE	AVG
51,515	405	2,996	4,156	7,814	2,202	3,260	1,198	2,073	880	3,018	8,494	3,787	2,642	1,535	1,836	4,894	7.5
49,992	332	2,780	3,894	7,482	2,141	3,213	1,144	2,065	876	3,001	8,454	3,765	2,621	1,527	1,829	4,868	7.6
1,198	73	216	262	332	61	47	54	8	4	17	40	22	21	8	7	26	2.8
67		4	8	20	2	8	4	1		8	8	2	1			1	3.6
6	1	3		1	1												1.3
8		1	2	4		1											1.8
5			2	2		1											2.0
2			1	1													1.6
1										1							5.0
4			1	1				2									2.8
1	1																.5
4		1	1	2													1.5
8		1		4		1		1			1						3.1
2			1	1													1.4
1					1												2.5
4	4																.3
132	2	32	54	19	14	5	1	2		1	2						1.6
2		1				1											2.0
3	3																.5
11		3	7	1													1.2
1		1															1.0
338	10	75	157	54	14	15	2	8		1	2						1.5
68	1	6	18	24	6	10		1			2						1.9
7		1			1			2			1		2				8.1
698	11	103	165	217	71	59	6	28	1	15	16	1	2		2	1	2.2
28	1	4	20	1							2						1.7
1				1													2.0
1,445	1		1	11	2	18	10	11	11	29	328	370	223	136	167	127	16.9
9					1						1	3	3	1			14.8

NOTE: Be sure to check for related offense codes when examining a particular type of crime. They may or may not be in sequential order or even on the same page.

C1 2006 Total Prisoner Population by Minimum Term Distribution — All Offenses

Page 22 of 23

C - 37

GRAND TOTALS		
VIOLATIONS		
ATTEMPTS		
Max. Penalty		
750.84	Assault w/Intent to do Great Body Harm Less Than Murder	10 ATTEMPTS
750.85	Torture	LIFE ATTEMPTS
750.86	Assault w/Intent to Maim	10 ATTEMPTS
750.87	Assault w/Intent to Commit Felony	10 ATTEMPTS
750.88	Assault w/Intent to Rob While Unarmed	15 ATTEMPTS
750.89	Assault w/Intent to Rob While Armed	LIFE ATTEMPTS
750.90A	Asslt - Pregnant Indiv. Intentional Causing Miscarriage/Stillbirth	LIFE ATTEMPTS
750.90BB	Asslt - Pregnant Indiv. Causing Harm to Embryo/Fetus	10 ATTEMPTS
750.90CA	Pregnant Indiv. - Gross Negligence Causing Miscarriage/Stillbirth	15 ATTEMPTS
750.90DA	Pregnant Indiv. - OUIL Causing Miscarriage/Stillbirth	15 ATTEMPTS
750.91	Homicide - Attempted Murder	LIFE ATTEMPTS
752.10542	Copy Audio/Video For Gain - Felony	5 ATTEMPTS
752.541	Riot	10 ATTEMPTS
752.542	Riot - Inciting	10 ATTEMPTS
752.542A	Prisons - Riots	10 ATTEMPTS
752.794B	Computers - Fraudulent Access Over \$100	1 ATTEMPTS
752.7972A	Computers - Unauthorized Access	5 ATTEMPTS
752.7973C	Computers - Use to Commit Crime Max 2 - < 4 yrs	4 ATTEMPTS
752.7973D	Computers - Use to Commit Crime Max 4 - < 10 yrs	7 ATTEMPTS
752.7973E	Computers - Use to Commit Crime Max 10 - < 20 yrs	10 ATTEMPTS

TOTAL*	.5	1	1.5	2	2.5	3	3.5	4	4.5	5	10	15	20	25	>25	LIFE	AVG
51,515	405	2,996	4,156	7,814	2,202	3,260	1,198	2,073	880	3,018	8,494	3,787	2,642	1,535	1,836	4,894	7.5
49,992	332	2,780	3,894	7,482	2,141	3,213	1,144	2,065	876	3,001	8,454	3,765	2,621	1,527	1,829	4,868	7.6
1,198	73	216	262	332	61	47	54	8	4	17	40	22	21	8	7	26	2.8
1,479	5	55	67	208	89	196	99	144	31	183	335	42	7	6		12	4.4
41			11	17	3		4	3	1	1	1						2.2
2												2					15.0
7					2	1				1	3						5.6
16			1	3	2	2		3			4	1					4.6
162		8	8	22	7	33	2	18	2	23	30	6	1		2		4.8
4		1		2						1							2.4
755		6	3	17	24	30	25	34	34	68	253	123	67	19	26	26	9.7
13		2		4			1	1				2	2			1	6.9
1													1				20.0
1							1										3.3
1										1							5.0
1											1						7.0
17											8	2	1	1	1	4	13.1
1												1					10.5
1	1																.5
1				1													1.6
1						1											3.0
1																	
1			1														1.5
1							1										3.5
1		1															1.0
1		1															1.0
12		1	3	4	2		1			1							2.0
1				1													1.7
2				1					1								3.2

NOTE: Be sure to check for related offense codes when examining a particular type of crime. They may or may not be in sequential order or even on the same page.

C1 2006 Total Prisoner Population by Minimum Term Distribution — All Offenses

Page 23 of 23

C - 38

GRAND TOTALS		
VIOLATIONS		
ATTEMPTS		
Max. Penalty		
752.7973F	Computers - Use to Commit Crime	20
	Max 20 yrs or More	ATTEMPTS
752.811A	Break & Enter - Coin-Operated Device	3
		ATTEMPTS
752.861	Weapons - Firearms, Careless Use	2
	Cause Injury/Death	ATTEMPTS
769.11	Habitual Offender - 3rd Offense	LIFE
		ATTEMPTS
769.12	Habitual Offender - 4th Offense	LIFE
		ATTEMPTS
800.281	Prisons - Contraband	5
		ATTEMPTS
800.2811	Prisons - Furnish Contraband to Prisoner	5
	In Prison	ATTEMPTS
800.2813	Prisons - Bringing Contraband Into	5
		ATTEMPTS
800.2814	Prisons - Prisoner Possessing Contraband	5
		ATTEMPTS
800.283	Prisons - Weapons	5
		ATTEMPTS
800.2834	Prisons - Prisoner Possessing Weapon	5
		ATTEMPTS
801.2622	Jail - Prisoner Possess Weapon	5
		ATTEMPTS
801.2631	Jail - Furnish Contraband to Prisoner	5
		ATTEMPTS
801.2632	Jails - Prisoner Possessing Contraband	5
		ATTEMPTS

TOTAL*	.5	1	1.5	2	2.5	3	3.5	4	4.5	5	10	15	20	25	>25	LIFE	AVG
51,515	405	2,996	4,156	7,814	2,202	3,260	1,198	2,073	880	3,018	8,494	3,787	2,642	1,535	1,836	4,894	7.5
49,992	332	2,780	3,894	7,482	2,141	3,213	1,144	2,065	876	3,001	8,454	3,765	2,621	1,527	1,829	4,868	7.6
1,198	73	216	262	332	61	47	54	8	4	17	40	22	21	8	7	26	2.8
5					2	2					1						3.4
12	1		5	5	1												1.5
1			1														1.2
1											1						10.0
6				1												5	2.0
1				1													1.7
1		1															.7
6	1		3	1		1											1.5
1		1															1.0
64	4	23	23	9	3			2									1.3
6	2	3	1														.8
2											1	1					10.5
114	3	42	28	18	5	8	3	1		2	1	2	1				1.9
21	10	11															.7
2					1						1						4.4
1		1															.8
5			4			1											1.6
4			1		1	2											2.3
1			1														1.3

NOTE: Be sure to check for related offense codes when examining a particular type of crime. They may or may not be in sequential order or even on the same page.

*Sentences with Insufficient Information = 325

Largest minimum term is reported.

When minimum terms exceed maximum penalties, that may be due to anomalies in criminal justice practices, habitualized offenses, database errors, etc.

Each minimum term category is rounded up from the preceding category (for example, the ten-year category includes all minimums longer than five years up to exactly ten years).

Minimum term averages are based on raw data (with life sentences excluded from the calculations).

Source: Corrections Management Information System (CMIS)

C1a 2006 Total Prisoner Population by Minimum Term Distribution — Non-Assaultive Offenses

Page 1 of 11

C - 39

GRAND TOTALS		
VIOLATIONS		
ATTEMPTS		
Max. Penalty		
28.2951A-A	State ID Card - Altered/Forged/Used to Commit Felony	10 ATTEMPTS
28.729	Sex Offender - Fail to Register	4 ATTEMPTS
28.7291B	Sex Offender - Fail to Register 2nd Offense	7 ATTEMPTS
28.7292C	Sex Offender - Fail to Report, 3rd Offense	4 ATTEMPTS
205.271B	Taxes - Aiding & Abetting Tax Evasion File False Returns	5 ATTEMPTS
257.254	MV Code - Intent to Pass False Title	10 ATTEMPTS
257.257	License Documents/Plates Forgery	5 ATTEMPTS
257.3107A	Driver's License-Forged w/Int Commit Crime Max 10 yrs or More	10 ATTEMPTS
257.312	Operating - Violation of Restricted License	MISD ATTEMPTS
257.617A	Fail to Stop at Personal Injury Accident	1 ATTEMPTS
257.618	Fail to Stop at Property Damage Accident (Attended Vehicle)	MISD ATTEMPTS
257.6251-A	Operating - While Intoxicated	MISD ATTEMPTS
257.62510C	Operating - OWI, 3rd Offense	1 ATTEMPTS
257.6253A	Operating - Impaired	MISD ATTEMPTS
257.6256	OWI - Impaired, 3rd Felony	5 ATTEMPTS
257.6256B	OWI - Impaired w/Contr. Sub, 2nd Offense	1 ATTEMPTS
257.6256D	OWI - Impaired w/Contr. Sub, 3rd Offense	5 ATTEMPTS
257.6257A1	OWI - w/Occupant Less Than 16	1 ATTEMPTS
257.6257A2	OWI - w/Occupant Less Than 16, 2nd+ Offense	5 ATTEMPTS
257.903	Motor Vehicle Code - False Certification	5 ATTEMPTS

TOTAL	.5	1	1.5	2	2.5	3	3.5	4	4.5	5	10	15	20	25	>25	LIFE	AVG
11,809	213	1,380	1,977	4,431	813	939	299	448	80	487	551	100	37	11	19	24	2.5
11,407	169	1,297	1,865	4,316	799	920	291	448	80	483	548	100	37	11	19	24	2.5
402	44	83	112	115	14	19	8			4	3						1.5
1		1															1.0
131	5	39	44	26	5	7		4			1						1.5
3		3															.9
13		3	4	4		2											1.6
2			2														1.2
2			2														1.5
13		4	3	3							1	2					3.8
2	1	1															.5
1	1																.4
2						2											2.9
1			1														1.1
1		1															1.0
1		1															1.0
11		2	5	2			1						1				3.3
9			1	5	1	1	1										2.2
2		1	1														1.2
3		1			1			1									2.5
1						1											3.0
1,081	4	136	263	392	107	90	37	26	1	16	8	1					1.9
3				3													1.9
2			1	1													1.7
21		4	7	7		2	1										1.7
6	1	2	2	1													1.2

NOTE: Be sure to check for related offense codes when examining a particular type of crime. They may or may not be in sequential order or even on the same page.

C1a 2006 Total Prisoner Population by Minimum Term Distribution — Non-Assaultive Offenses

Page 2 of 11

C - 40

		GRAND TOTALS
		VIOLATIONS
		ATTEMPTS
		Max. Penalty
257.9041B	Operate - Allow Suspended/Revoked/ Denied to Operate	MISD ATTEMPTS
333.16294	Health Profession - Unauthorized Practice Felony	4 ATTEMPTS
400.602-B	Fraud - Welfare (Failure to Inform) \$500 or More	4 ATTEMPTS
400.606	Medicaid Fraud - Conspiracy	10 ATTEMPTS
432.2182	Gambling Activities - Felony Violations	10 ATTEMPTS
436.17031A	Alcohol - Purchase/Consume/Possess by Minor	MISD ATTEMPTS
445.65	Identity Theft	5 ATTEMPTS
445.67	Identity Theft - Obtain/Possess/Transfer ID w/Intent	5 ATTEMPTS
451.501	Blue Sky Laws - Fraudulent Schemes/ Statements	10 ATTEMPTS
500.45111	Insurance - Fraudulent Acts	4 ATTEMPTS
570.152	Contractor - Fraudulent Use of Building Contract Fund	3 ATTEMPTS
750.110-A	Break & Enter - Unoccupied Bldg. w/Intent	10 ATTEMPTS
750.110-B	Break & Enter - Occupied Bldg. w/Intent	15 ATTEMPTS
750.110	Break & Enter - A Building w/Intent	15 ATTEMPTS
750.110A3	Home Invasion - 2nd Degree	15 ATTEMPTS
750.110A4	Home Invasion - 3rd Degree	5 ATTEMPTS
750.111	Break & Enter - Entry w/o Breaking w/Intent	5 ATTEMPTS
750.115	Break & Enter - Illegal Entry (w/o Owner's Permission or Denied)	MISD ATTEMPTS
750.116	Burglar's Tools - Possession	10 ATTEMPTS
750.1227A	Witness - Bribe/Intimidate/Interfere	4 ATTEMPTS

TOTAL	.5	1	1.5	2	2.5	3	3.5	4	4.5	5	10	15	20	25	>25	LIFE	AVG
11,809	213	1,380	1,977	4,431	813	939	299	448	80	487	551	100	37	11	19	24	2.5
11,407	169	1,297	1,865	4,316	799	920	291	448	80	483	548	100	37	11	19	24	2.5
402	44	83	112	115	14	19	8			4	3						1.5
1		1															1.0
1						1											2.7
1			1														1.3
1										1							5.0
1											1						7.0
1			1														1.5
32		10	8	9	3	1	1										1.6
1		1															.9
4		1		2	1												1.8
2											2						6.3
3	1			1								1					2.6
1					1												2.1
19		1	2	3		2	3	3		1	2		1	1			5.4
4	1		1	1		1											1.6
52		3	2	5	2	4		7		3	17	7	1		1		7.0
2											2						8.0
1,181	15	90	158	289	94	142	56	76	10	82	104	26	21	5	8	5	3.7
76	7	10	15	32	4	5	2			1							1.7
1,533	8	56	107	266	155	240	69	167	49	155	232	23	4		1	1	3.7
59		9	14	24	5	4				2	1						1.9
178	1	15	50	74	21	11	3	2		1							1.8
1	1																.3
49	1	11	9	14	3	2	1	2		3	3						2.3
2			1	1													1.7
1										1							5.0
42		5	9	15	3	3			1	1	1	1	1	1		1	3.3
1							1										3.3
9		1	3	3		1	1										1.9

NOTE: Be sure to check for related offense codes when examining a particular type of crime. They may or may not be in sequential order or even on the same page.

C1a 2006 Total Prisoner Population by Minimum Term Distribution — Non-Assaultive Offenses

Page 3 of 11

C - 41

			TOTAL	.5	1	1.5	2	2.5	3	3.5	4	4.5	5	10	15	20	25	>25	LIFE	AVG
GRAND TOTALS			11,809	213	1,380	1,977	4,431	813	939	299	448	80	487	551	100	37	11	19	24	2.5
VIOLATIONS			11,407	169	1,297	1,865	4,316	799	920	291	448	80	483	548	100	37	11	19	24	2.5
ATTEMPTS			402	44	83	112	115	14	19	8			4	3						1.5
Max. Penalty																				
750.1313C	Check - Non-Sufficient Funds \$500 or More	2 ATTEMPTS	10			6	2		2											1.7
750.131A1	Check - No Account	2 ATTEMPTS	24	2	7	9	4		1		1									1.4
750.131A2	Check - Non-Sufficient Funds - 3 Within 10 Days	2 ATTEMPTS	11	1	5	1	3	1												1.3
750.157A	Compounding Offenses	5 ATTEMPTS	6											2			1	3		25.6
750.157N	Financial Transaction Device - Steal/Retain/Possess	4 ATTEMPTS	1					1												2.5
750.157N1	Financial Transaction Device - Steal/Retain w/o Consent	4 ATTEMPTS	69	5	24	21	12	5	1		1									1.3
750.157N2	Financial Transaction Device - Possess Fraudulent One	4 ATTEMPTS	5		1	3	1													1.3
750.157P	Financial Transaction Device - Possess w/Intent to Use/Sell	4 ATTEMPTS	3		1	1		1												1.6
750.157Q	Financial Transaction Device - Illegal Sale/Use	4 ATTEMPTS	13		3	6	2	1	1											1.4
750.157V	Financial Transaction Device - False ID	4 ATTEMPTS	1			1														1.3
750.157W1C1	Financial Transaction Device - Fraud \$1,000 - < \$20,000	5 ATTEMPTS	15		6	7	2													1.0
750.159I1	Criminal Enterprise - Conducting	20 ATTEMPTS	1		1	1														1.0
750.159I3	Criminal Enterprise - Racketeering Proceeds	20 ATTEMPTS	2																	1.0
750.160	Dead Bodies - Disinterment and Mutilation	10 ATTEMPTS	1	1																.3
750.161	Desertion/Abandon/Non-Support	3 ATTEMPTS	46		1	1	2		3	1		1	10	18	8	1				7.0
750.165	Child Support - Fail to Pay	4 ATTEMPTS	1							1										3.2
750.174-B	Embezzlement - Agent or Trustee Over \$100	10 ATTEMPTS	1											1	2	1				10.0
750.174	Embezzlement - Agent or Trustee	10 ATTEMPTS	5				1						1	2	1					6.3
750.1744A	Embezzlement - Agent or Trustee \$1,000 - < \$20,000	5 ATTEMPTS	12		3	3	4	1	1											1.7
750.1744B	Embezzlement - Agent or Trustee \$200 - < \$1,000, 2nd+ Offense	5 ATTEMPTS	1		1															1.0
			95		10	31	38	8	7		1									1.7
			8	1	7	7														1.1
			9			2	2	2	1	1			1							2.5
			3		2	1														1.2
			2	1						1										1.8
			30		6	13	5	2	2	1	1									1.6
			1				1													1.7
			1						1											3.0

NOTE: Be sure to check for related offense codes when examining a particular type of crime. They may or may not be in sequential order or even on the same page.

C1a 2006 Total Prisoner Population by Minimum Term Distribution — Non-Assaultive Offenses

Page 4 of 11

C - 42

GRAND TOTALS		
VIOLATIONS		
ATTEMPTS		
Max. Penalty		
750.1745A	Embezzlement - Agent or Trustee \$20,000 - < \$50,000	10 ATTEMPTS
750.1745B	Embezzlement - Agent or Trustee < \$20,000, 3rd+ Offense	10 ATTEMPTS
750.174A4A	Embezzlement - Vulnerable Adult \$1,000 - < \$20,000	5 ATTEMPTS
750.174A5A	Embezzlement - Vulnerable Adult \$20,000 or More	10 ATTEMPTS
750.176	Embezzlement - Administrator/Executor/ Guardian	10 ATTEMPTS
750.183-A	Escape - Aiding Prisoner - Felony	7 ATTEMPTS
750.183	Escape - Aiding Prisoner	7 ATTEMPTS
750.186A	Escape - Juvenile Facility	4 ATTEMPTS
750.188	Escape - Officer Voluntarily Allowing	LIFE ATTEMPTS
750.193	Escape - Prison	5 ATTEMPTS
750.1951	Escape - From Misdemeanor Jail Sentence	2 ATTEMPTS
750.1952	Escape - From Felony Jail Sentence	4 ATTEMPTS
750.1971	Escape - Awaiting Trial For Misdemeanor	2 ATTEMPTS
750.1972	Escape - Awaiting Trial for Felony	4 ATTEMPTS
750.199A	Bond - Absconding or Forfeiting	4 ATTEMPTS
750.218-A	False Pretenses - \$100 or Less, 4th	10 ATTEMPTS
750.218-B	False Pretenses - Over \$100	10 ATTEMPTS
750.2183A	False Pretenses - \$200 - < \$1,000	1 ATTEMPTS
750.2184A	False Pretenses - \$1,000 - < \$20,000	5 ATTEMPTS
750.2184B	False Pretenses - \$200 - < \$1,000, 2nd Offense	5 ATTEMPTS

TOTAL	.5	1	1.5	2	2.5	3	3.5	4	4.5	5	10	15	20	25	>25	LIFE	AVG
11,809	213	1,380	1,977	4,431	813	939	299	448	80	487	551	100	37	11	19	24	2.5
11,407	169	1,297	1,865	4,316	799	920	291	448	80	483	548	100	37	11	19	24	2.5
402	44	83	112	115	14	19	8			4	3						1.5
25			3	7	4	3		2		4	2						3.0
1											1						6.3
4				1	1	1					1						3.3
2				2													1.8
1				1													2.0
1			1								1						7.0
1																	1.4
2										2							4.7
1			1														1.4
1						1											3.0
3			1	2													1.8
2			2														1.3
1											1						6.0
98	8	30	14	27	5	4	1	1		2	4	1	1				2.0
4		1	1	2													1.5
31	1	2	8	15	3	2											1.8
1			1														1.2
2			1	1													1.5
16	2	1	3	2	1	3	1	1		2							2.4
1	1																.4
38	1	2	9	18	4	1	1	1			1						2.0
1			1														1.5
15		1	1	2		3				3	4				1		6.2
1		1															1.0
43		7	12	13	6	2	1	1		1							1.8
2		2															.9
2			1	1													1.6

NOTE: Be sure to check for related offense codes when examining a particular type of crime. They may or may not be in sequential order or even on the same page.

C1a 2006 Total Prisoner Population by Minimum Term Distribution — Non-Assaultive Offenses

Page 5 of 11

C - 43

GRAND TOTALS		
VIOLATIONS		
ATTEMPTS		
Max. Penalty		
750.2185A	False Pretenses - \$20,000 or More	10
	ATTEMPTS	
750.219A2C1	Telecommunications - Avoid Payment	5
	\$1,000 - < \$20,000	ATTEMPTS
750.219E	Financial Institution - Unauthorized	4
	Credit Application	ATTEMPTS
750.2241-A	Weapons - Dangerous Weapon, Misc.	5
	ATTEMPTS	
750.224A	Weapons - Taser, Possess or Sale	4
	ATTEMPTS	
750.224B	Weapons - Firearms, Short-Barrel	5
	Shotgun/Rifle	ATTEMPTS
750.224F	Weapons - Firearms, Possess by Felon	5
	ATTEMPTS	
750.226	Weapons - Dangerous Weapon, Carry	5
	w/Unlawful Intent	ATTEMPTS
750.227	Weapons - Carrying Concealed	5
	ATTEMPTS	
750.227B-A	Weapons - Felony Firearm	2
	ATTEMPTS	
750.227B-B	Weapons - Felony Firearm, 2nd Offense	5
	ATTEMPTS	
750.227B-C	Weapons - Felony Firearm, 3rd Offense	10
	ATTEMPTS	
750.227B	Weapons - Felony Firearm	10
	ATTEMPTS	
750.227C	Weapons - Firearms, Possess Loaded	2
	in Vehicle	ATTEMPTS
750.227G9A	Weapons - Body Armor - Possess/Use	4
	By Violent Felon	ATTEMPTS
750.248	Forgery	14
	ATTEMPTS	
750.248A	Financial Transaction Device - Utter &	4
	Publish	ATTEMPTS
750.249	Uttering & Publishing	14
	ATTEMPTS	
750.252	Utter & Publish - Possess Counterfeit	7
	Note w/Intent	ATTEMPTS
750.253	Utter & Publish - Counterfeit Bills/Notes	5
	ATTEMPTS	

TOTAL	.5	1	1.5	2	2.5	3	3.5	4	4.5	5	10	15	20	25	>25	LIFE	AVG
11,809	213	1,380	1,977	4,431	813	939	299	448	80	487	551	100	37	11	19	24	2.5
11,407	169	1,297	1,865	4,316	799	920	291	448	80	483	548	100	37	11	19	24	2.5
402	44	83	112	115	14	19	8			4	3						1.5
20	1		2	5	6	2	1	2			1						2.6
1	1						1										3.3
1																	.5
3		1		2													1.6
5				4			1										2.2
3	1		2														1.1
17			3	7	2	1	2			1				1			3.6
1			1														1.3
386	9	25	54	108	56	54	19	17	1	12	19	6		1	2	3	2.9
3			3														1.2
23		1	4	8	2	2	1	2			2					1	2.5
1			1														2.0
227	5	31	41	75	20	14	25	3	1	3	3	2	1	1		2	2.3
11		3	4	3	1												1.4
1,805				1,790						14	1						2.0
26				26													2.0
97										97							5.0
1										1							5.0
6											6						10.0
29				23						6							2.6
2		1														1	1.0
1			1														1.3
87		6	20	18	7	12	3	10	1	5	4	1					2.7
4			2		1	1											2.0
2				2													1.9
618	5	94	159	201	49	47	6	18		16	17	5	1				2.1
41	4	11	18	3	2	3											1.3
1				1													2.0
1			1														1.5
1			1														1.5

NOTE: Be sure to check for related offense codes when examining a particular type of crime. They may or may not be in sequential order or even on the same page.

C1a 2006 Total Prisoner Population by Minimum Term Distribution — Non-Assaultive Offenses

Page 6 of 11

C - 44

GRAND TOTALS		
VIOLATIONS		
ATTEMPTS		
Max. Penalty		
750.254	Utter & Publish - Possess Counterfeit Bank/State/Bills	5 ATTEMPTS
750.260	Counterfeiting - Coins/Possess 5 or More	LIFE ATTEMPTS
750.261	Counterfeiting - Coins/Possess Less Than 5	10 ATTEMPTS
750.2633	Counterfeiting - Del/Poss w/False ID Mark Felony	5 ATTEMPTS
750.280	Fraud - Common Law	10 ATTEMPTS
750.285	Obtain Personal Identity Info w/o Permission	5 ATTEMPTS
750.356-A	Larceny - Over \$100 (obsolete)	5 ATTEMPTS
750.356	Larceny	10 ATTEMPTS
750.3562A	Larceny - \$20,000 or More	10 ATTEMPTS
750.3562B	Larceny - \$1,000 - < \$20,000, 3rd+ Offense	10 ATTEMPTS
750.3563A	Larceny - \$1,000 - < \$20,000	5 ATTEMPTS
750.3564A	Larceny - \$200 - < \$1,000	1 ATTEMPTS
750.356A-A	Larceny - From Motor Vehicle	5 ATTEMPTS
750.356A-B	Break and Enter - Vehicle Steal Property Over \$5	5 ATTEMPTS
750.356A-C	Break and Enter - Vehicle With Damage	5 ATTEMPTS
750.356A	Larceny - From Motor Vehicle	10 ATTEMPTS
750.356A1	Larceny - From Motor Vehicle	5 ATTEMPTS
750.356A2C1	Break and Enter - Vehicle Steal Property \$1,000 - < \$20,000	5 ATTEMPTS
750.356A2C2	Break and Enter - Vehicle Steal Prop \$200 - < \$1,000, 2nd+ Offense	5 ATTEMPTS
750.356A2D1	Break and Enter - Vehicle Steal Property \$20,000 or More	10 ATTEMPTS

TOTAL	.5	1	1.5	2	2.5	3	3.5	4	4.5	5	10	15	20	25	>25	LIFE	AVG
11,809	213	1,380	1,977	4,431	813	939	299	448	80	487	551	100	37	11	19	24	2.5
11,407	169	1,297	1,865	4,316	799	920	291	448	80	483	548	100	37	11	19	24	2.5
402	44	83	112	115	14	19	8			4	3						1.5
2			1	1													1.5
2				1		1											2.5
2				2													1.8
1			1														1.5
1			1														1.5
1			1														1.3
12		2	1	5	2		1			1							2.1
11			1	5	2	1	1					1					3.1
7		1	1	1		1				1	1	1					4.3
1	1																.5
5		1	1			1		1		1							2.8
1			1														1.5
1								1									4.0
60	1	12	11	20	8	4	1	3									1.8
1			1														1.5
1				1													2.0
7	1	1	2	2	1												1.5
1			1	1													1.7
1																	1.5
7		2	1		1	1					1				1		6.8
79	3	17	24	20	11	2	1				1						1.6
4		1	2	1													1.3
9		1	2	4	2												1.8
1			1														1.5
2		1								1							2.9

NOTE: Be sure to check for related offense codes when examining a particular type of crime. They may or may not be in sequential order or even on the same page.

C1a 2006 Total Prisoner Population by Minimum Term Distribution — Non-Assaultive Offenses

Page 7 of 11

C - 45

		GRAND TOTALS
		VIOLATIONS
		ATTEMPTS
		Max. Penalty
750.356A3	Break and Enter - Vehicle With Damage	5
	ATTEMPTS	
750.356AB	Break and Enter - Vehicle Steal Property	5
	Over \$5	ATTEMPTS
750.356B	Break and Enter - Coin Telephone	4
	ATTEMPTS	
750.356C	Retail Fraud - 1st Degree	5
	ATTEMPTS	
750.356D	Retail Fraud - 2nd Degree	1
	ATTEMPTS	
750.357	Larceny from Person	10
	ATTEMPTS	
750.357B	Weapons - Firearms - Larceny	5
	ATTEMPTS	
750.360	Larceny in Building	4
	ATTEMPTS	
750.362-A	Larceny By Conversion Over \$100	5
	(obsolete)	ATTEMPTS
750.362	Larceny By Conversion	10
	ATTEMPTS	
750.3622A	Larceny by Conversion \$20,000 or	10
	More	ATTEMPTS
750.3623A	Larceny By Conversion \$1,000 -	5
	< \$20,000	ATTEMPTS
750.362A	Failure to Return Rented Property	10
	Over \$100 (obsolete)	ATTEMPTS
750.362A2A	Failure to Return Rented Property	10
	\$20,000 or More	ATTEMPTS
750.362A3A	Failure to Return Rented Property	5
	\$1,000 - < \$20,000	ATTEMPTS
750.3633A	Larceny by False Personation \$1,000 -	5
	< \$20,000	ATTEMPTS
750.377A	Malicious Destruction Personal Property	10
	ATTEMPTS	
750.377A1A1	Malicious Destruction Personal Property	10
	\$20,000 or More	ATTEMPTS
750.377A1B1	Malicious Destruction Personal Property	5
	\$1,000 - < \$20,000	ATTEMPTS
750.377A1B2	Mal. Destr. Personal Property \$200 -	5
	< \$1,000, 2nd+ Offense	ATTEMPTS

TOTAL	.5	1	1.5	2	2.5	3	3.5	4	4.5	5	10	15	20	25	>25	LIFE	AVG
11,809	213	1,380	1,977	4,431	813	939	299	448	80	487	551	100	37	11	19	24	2.5
11,407	169	1,297	1,865	4,316	799	920	291	448	80	483	548	100	37	11	19	24	2.5
402	44	83	112	115	14	19	8			4	3						1.5
82	9	24	20	21	2	6											1.4
2		1				1											2.0
1											1						7.0
3		1	2														1.2
438	9	106	125	112	28	36	5	11	1	1	4						1.7
3	2	1															.6
1		1															.8
390	10	36	57	88	30	62	13	37	5	13	36	2	1				2.8
21	2	3	10	2	1	2	1										1.5
20		2	4	8	3	1				1	1						2.4
253	7	40	87	80	18	10	2	6		1	2						1.7
14	2	6	6														1.0
6		2		3		1											1.8
1														1			25.0
8			1	3	1	1	1				1						2.6
1				1													2.0
29		1	10	6	1	6	1	4									2.2
2		1		1													1.3
2		1										1					8.0
1		1															1.0
6		3	1	1		1											1.4
1			1														1.3
4			1	2			1										2.1
2			1			1											2.2
39	1	7	19	7	1	2	1			1							1.6
1				1													2.0

NOTE: Be sure to check for related offense codes when examining a particular type of crime. They may or may not be in sequential order or even on the same page.

C1a 2006 Total Prisoner Population by Minimum Term Distribution — Non-Assaultive Offenses

Page 8 of 11

C - 46

		GRAND TOTALS
		VIOLATIONS
		ATTEMPTS
		Max. Penalty
750.377AA	Malicious Destruction Personal Property	4
	ATTEMPTS	
750.380	Malicious Destruction Building	10
	ATTEMPTS	
750.3802A	Malicious Destruction Building \$20,000 or More	10
	ATTEMPTS	
750.3803A	Malicious Destruction Building \$1,000 - < \$20,000	5
	ATTEMPTS	
750.3804A	Malicious Destruction Building \$200 - < \$1,000	1
	ATTEMPTS	
750.380A	Malicious Destruction Building Over \$100 (obsolete)	4
	ATTEMPTS	
750.3821C1	Malicious Destr. Trees/Shrubs/etc. \$1,000 - < \$20,000	5
	ATTEMPTS	
750.383A	MDOP - Utility Property	4
	ATTEMPTS	
750.3875A	Malicious Destr. Tombs/Memorials \$1,000 - < \$20,000	5
	ATTEMPTS	
750.411A1B	False Report of a Felony	4
	ATTEMPTS	
750.411A2	False Bomb Threat	4
	ATTEMPTS	
750.411A3A	False Report/Threat of Bomb/Harmful Device	4
	ATTEMPTS	
750.411O	Money Laundering - 1st Degree	20
	ATTEMPTS	
750.413	Motor Vehicle - Unlawfully Driving Away	5
	ATTEMPTS	
750.414	Motor Vehicle - Unlawful Use	2
	ATTEMPTS	
750.4152	Motor Vehicle - Conceal/Misrepresent Identity to Mislead	4
	ATTEMPTS	
750.422-A	Perjury - Court Proceeding Capital Crime	LIFE
	ATTEMPTS	
750.422-B	Perjury - Court Proceeding	15
	ATTEMPTS	
750.422	Perjury - Court Proceeding	LIFE
	ATTEMPTS	
750.423	Perjury - Willfully Swear Falsely	15
	ATTEMPTS	

TOTAL	.5	1	1.5	2	2.5	3	3.5	4	4.5	5	10	15	20	25	>25	LIFE	AVG
11,809	213	1,380	1,977	4,431	813	939	299	448	80	487	551	100	37	11	19	24	2.5
11,407	169	1,297	1,865	4,316	799	920	291	448	80	483	548	100	37	11	19	24	2.5
402	44	83	112	115	14	19	8			4	3						1.5
5		1	1	1	1	1											1.9
2				1						1							3.5
3			1	2													1.8
20		5	4	6	2	2					1						2.0
1	1																.5
1	1																.5
1			1														1.3
2			1	1													1.7
1				1													2.0
1	1																.2
18		5	8	3	1			1									1.5
1		1															1.0
4				1	1	1					1						4.3
5			2	2					1								2.1
2								1			1						5.7
406	5	68	103	136	37	26	3	13	2	4	8					1	1.9
12	3	2	5	2													1.1
41	5	7	17	7	3	1				1							1.4
1		1															1.0
2						1					1						4.7
6				1		1	1	1	2								3.5
6					1		1			1	2				1		9.1
1						1											3.0
1											1						9.0

NOTE: Be sure to check for related offense codes when examining a particular type of crime. They may or may not be in sequential order or even on the same page.

C1a 2006 Total Prisoner Population by Minimum Term Distribution — Non-Assaultive Offenses

Page 9 of 11

C - 47

		GRAND TOTALS
		VIOLATIONS
		ATTEMPTS
		Max. Penalty
750.424-B	Perjury - Subornation, Court Proceeding	15
		ATTEMPTS
750.424	Perjury - Subornation	15
		ATTEMPTS
750.425-B	Perjury - Incite/Procure, Court Proceeding	5
		ATTEMPTS
750.425	Perjury - Incite/Procure	5
		ATTEMPTS
750.451-D	Prostitution - 3rd+ Offense	2
		ATTEMPTS
750.451	Prostitution	2
		ATTEMPTS
750.478A2	Public Officer - Attempt to Obstruct Official Duties	2
		ATTEMPTS
750.483A6B	Tamper w/Evidence - Criminal Case Max > 10 yr Term	10
		ATTEMPTS
750.49-B	Animals - Attending Fight	4
		ATTEMPTS
750.502D	Anhydrous Ammonia Container Unauthorized Tampering	4
		ATTEMPTS
750.505-A	Obstruction of Justice	5
		ATTEMPTS
750.505-B	Accessory After the Fact to Felony	5
		ATTEMPTS
750.505	Common Law Offenses	5
		ATTEMPTS
750.50B	Animals - Killing/Torturing	4
		ATTEMPTS
750.535-A	Stolen Property - Rec & Conc Over \$100 (obsolete)	5
		ATTEMPTS
750.535-B	Stolen Property - Rec & Conc \$100 or Less MISD	5
		ATTEMPTS
750.535	Stolen Property - Rec & Conc	10
		ATTEMPTS
750.5352A	Stolen Property - Rec & Conc \$20,000 More	10
		ATTEMPTS
750.5353A	Stolen Property - Rec & Conc \$1,000 - < \$20,000	5
		ATTEMPTS
750.5353B	Stolen Property - Rec & Conc \$200 - < \$1,000, 2nd+ Offense	5
		ATTEMPTS

TOTAL	.5	1	1.5	2	2.5	3	3.5	4	4.5	5	10	15	20	25	>25	LIFE	AVG
11,809	213	1,380	1,977	4,431	813	939	299	448	80	487	551	100	37	11	19	24	2.5
11,407	169	1,297	1,865	4,316	799	920	291	448	80	483	548	100	37	11	19	24	2.5
402	44	83	112	115	14	19	8			4	3						1.5
1										1							5.0
1											1						10.0
1		1															1.0
1											1						10.0
8		1	5	2													1.4
1		1															.8
1	1																.5
1			1														1.5
1				1													2.0
4		1	1	2													1.6
12			3	6			1		1		1						2.5
38		4	9	17	3	1	2					1	1				2.5
1				1													1.7
3													1		2		30.0
5		1	2	1		1											1.7
1			1														1.3
36	1	5	2	10	2	7	1	2		2	3	1					3.1
4	1			3													1.5
1					1												2.1
15			2	4		1	1				3	2			1	1	7.1
45	3	10	4	8	3	6	1	3		1	5	1					2.9
3		2		1													1.3
217	9	46	55	64	18	14	5	4		1	1						1.7
6	1		3	1			1										1.6
4			1	1	2												1.9

NOTE: Be sure to check for related offense codes when examining a particular type of crime. They may or may not be in sequential order or even on the same page.

C1a 2006 Total Prisoner Population by Minimum Term Distribution — Non-Assaultive Offenses

Page 10 of 11

C - 48

GRAND TOTALS		
VIOLATIONS		
ATTEMPTS		
Max. Penalty		
750.5357	Stolen Property - Rec & Conc Motor Vehicle	5 ATTEMPTS
750.535A	Motor Vehicles - Operating a Chop Shop	10 ATTEMPTS
750.535A2	Motor Vehicles - Operating a Chop Shop	10 ATTEMPTS
750.535B	Weapons - Firearms - Receive & Conceal	10 ATTEMPTS
750.540	Telephone - Tap/Cut Lines	2 ATTEMPTS
750.543M	False Report or Threat of Terrorism	20 ATTEMPTS
752.10542	Copy Audio/Video For Gain - Felony	5 ATTEMPTS
752.794B	Computers - Fraudulent Access Over \$100	1 ATTEMPTS
752.7972A	Computers - Unauthorized Access	5 ATTEMPTS
752.7973C	Computers - Use to Commit Crime Max 2 - < 4 yrs	4 ATTEMPTS
752.7973D	Computers - Use to Commit Crime Max 4 - < 10 yrs	7 ATTEMPTS
752.7973E	Computers - Use to Commit Crime Max 10 - < 20 yrs	10 ATTEMPTS
752.7973F	Computers - Use to Commit Crime Max 20 yrs or More	20 ATTEMPTS
752.811A	Break & Enter - Coin-Operated Device	3 ATTEMPTS
769.11	Habitual Offender - 3rd Offense	LIFE ATTEMPTS
769.12	Habitual Offender - 4th Offense	LIFE ATTEMPTS
800.281	Prisons - Contraband	5 ATTEMPTS
800.2811	Prisons - Furnish Contraband to Prisoner In Prison	5 ATTEMPTS
800.2813	Prisons - Bringing Contraband Into	5 ATTEMPTS
800.2814	Prisons - Prisoner Possessing Contraband	5 ATTEMPTS

TOTAL	.5	1	1.5	2	2.5	3	3.5	4	4.5	5	10	15	20	25	>25	LIFE	AVG
11,809	213	1,380	1,977	4,431	813	939	299	448	80	487	551	100	37	11	19	24	2.5
11,407	169	1,297	1,865	4,316	799	920	291	448	80	483	548	100	37	11	19	24	2.5
402	44	83	112	115	14	19	8			4	3						1.5
287	12	141	59	49	8	12		4	2								1.3
8	1	3	4														1.0
5				2		2						1					5.0
4		2				2											2.0
39		4	7	14	3	5	1	3		2							2.2
2			1	1		1											2.5
8	1	1	1	3	2												1.5
4							1			1	2						6.2
1							1										3.2
1	1																.5
1							1										3.5
1		1															1.0
1		1															1.0
12		1	3	4	2		1			1							2.0
1				1													1.7
2									1								3.2
5					2	2					1						3.4
12	1		5	5	1												1.5
1											1						10.0
6				1												5	2.0
1																	1.7
1		1															.7
6	1		3	1		1											1.5
1		1															1.0
64	4	23	23	9	3			2									1.3
6	2	3	1														.8

NOTE: Be sure to check for related offense codes when examining a particular type of crime. They may or may not be in sequential order or even on the same page.

C1a 2006 Total Prisoner Population by Minimum Term Distribution — Non-Assaultive Offenses

Page 11 of 11

GRAND TOTALS		
VIOLATIONS		
ATTEMPTS		
Max. Penalty		
800.283	Prisons - Weapons	5
	ATTEMPTS	
800.2834	Prisons - Prisoner Possessing Weapon	5
	ATTEMPTS	
801.2622	Jail - Prisoner Possess Weapon	5
	ATTEMPTS	
801.2631	Jail - Furnish Contraband to Prisoner	5
	ATTEMPTS	
801.2632	Jails - Prisoner Possessing Contraband	5
	ATTEMPTS	

TOTAL	.5	1	1.5	2	2.5	3	3.5	4	4.5	5	10	15	20	25	>25	LIFE	AVG
11,809	213	1,380	1,977	4,431	813	939	299	448	80	487	551	100	37	11	19	24	2.5
11,407	169	1,297	1,865	4,316	799	920	291	448	80	483	548	100	37	11	19	24	2.5
402	44	83	112	115	14	19	8			4	3						1.5
2											1	1					10.5
114	3	42	28	18	5	8	3	1		2	1	2	1				1.9
21	10	11															.7
2					1						1						4.4
1		1															.8
5			4			1											1.6
4			1		1	2											2.3
1			1														1.3

NOTE: Be sure to check for related offense codes when examining a particular type of crime. They may or may not be in sequential order or even on the same page.

Largest minimum term is reported.

When minimum terms exceed maximum penalties, that may be due to anomalies in criminal justice practices, habitualized offenses, database errors, etc.

Each minimum term category is rounded up from the preceding category (for example, the ten-year category includes all minimums longer than five years up to exactly ten years).

Minimum term averages are based on raw data (with life sentences excluded from the calculations).

Source: Corrections Management Information System (CMIS)

C1b 2006 Total Prisoner Population by Minimum Term Distribution — Drug Offenses

Page 1 of 3

C - 50

GRAND TOTALS		
VIOLATIONS		
ATTEMPTS		
Max. Penalty		
333.17766A3	Contr. Sub - Steroids Delivery	7
	ATTEMPTS	
333.17766C1	Contr. Sub - Ephedrine/Pseudoephedrine	2
	Possess Over 12 Grams	ATTEMPTS
333.73413	Contr. Sub - Imitation Mfg/Distribution	2
	ATTEMPTS	
333.7401	Contr. Sub - Delivery/Manufacture	LIFE
	ATTEMPTS	
333.74012A	Contr. Sub - Delivery/Manufacture	LIFE
	(Narcotic or Cocaine)	ATTEMPTS
333.74012A1	Contr. Sub - Del/Mfg (Narc. or Cocaine)	LIFE
	1,000 or More Grams	ATTEMPTS
333.74012A2	Contr. Sub - Del/Mfg (Narc. or Cocaine)	30
	450 - 999 Grams	ATTEMPTS
333.74012A3	Contr. Sub - Del/Mfg (Narc. or Cocaine)	20
	50 - 449 Grams	ATTEMPTS
333.74012A4	Contr. Sub - Del/Mfg (Narc. or Cocaine)	20
	Under 50 Grams	ATTEMPTS
333.74012B-A	Contr. Sub - Del/Mfg (Schedules 1-3),	7
	Except Marij & Cocaine	ATTEMPTS
333.74012B-B	Contr. Sub - Del/Mfg (Subs added	7
	Schedules 1-3 by Rule)	ATTEMPTS
333.74012B	Contr. Sub - Del/Mfg (Schedules 1-3),	20
	Methamphetamine/Ecstasy	ATTEMPTS
333.74012B1	Contr. Sub - Del/Mfg Methamphetamine/	20
	Ecstasy	ATTEMPTS
333.74012C-A	Contr. Sub - Del/Mfg (Schedule 4)	4
	ATTEMPTS	
333.74012C	Contr. Sub - Del/Mfg (Schedule 4, or	4
	Added by Rule)	ATTEMPTS
333.74012D	Contr. Sub - Del/Mfg (Schedule 5)	2
	ATTEMPTS	
333.74012D1	Contr. Sub - Del/Mfg 45 or More	15
	Kilograms Marijuana	ATTEMPTS
333.74012D2	Contr. Sub - Del/Mfg 5 - <45 Kilograms	7
	Marijuana	ATTEMPTS
333.74012D3	Contr. Sub - Del/Mfg Marijuana	4
	ATTEMPTS	
333.74012F	Prescription Forms - Del/Mfg/Intent	7
	ATTEMPTS	

TOTAL	.5	1	1.5	2	2.5	3	3.5	4	4.5	5	10	15	20	25	>25	LIFE	AVG
4,427	89	650	662	809	215	368	80	181	121	236	607	108	110	13	14	164	3.9
4,303	71	595	644	793	213	364	77	181	121	236	602	107	109	13	13	164	3.9
124	18	55	18	16	2	4	3				5	1	1		1		1.9
1								1									4.0
1		1															1.0
11	2	4	3	1		1											1.1
1									1								4.3
9		1		2	1											5	1.8
213					1	3		3		4	23	20	27	5	10	117	15.3
2													1		1		30.0
209				2		5	2	8	7	11	61	41	65	4	2	1	12.8
553		2	2	31	14	52	14	29	41	73	272	17	1	1		4	6.3
5	1	1	1	1							1						2.4
1,599	17	300	311	402	107	156	33	73	13	84	81	13	4	3		2	2.5
73	9	42	7	7	1	3	1				2	1					1.4
24		4	6	10		1	1				2						2.2
1				1													1.9
1	1																.3
3										1	1		1				10.6
1	1																.5
193		2	4	23	15	27	6	18	32	18	43	4	1				4.4
6		2		1	1		1				1						2.9
5			2	3													1.7
1		1															1.0
1				1													1.7
24		1	1	7	2	2	2	5			4						3.3
8		1	2	1	1	2		1									2.2
1		1															1.0
223	7	55	53	74	16	11	2	5									1.6
8	2	4	2														.8
2			1		1												1.8

NOTE: Be sure to check for related offense codes when examining a particular type of crime. They may or may not be in sequential order or even on the same page.

C1b 2006 Total Prisoner Population by Minimum Term Distribution — Drug Offenses

Page 2 of 3

C - 51

	GRAND TOTALS	
	VIOLATIONS	
	ATTEMPTS	
	Max. Penalty	
333.7401B3A	Contr. Sub - Del/Mfg GBL	7
	ATTEMPTS	
333.7401C2A	Contr. Sub - Operate/Maintain A Lab	10
	ATTEMPTS	
333.7401C2B	Contr. Sub - Operate/Maintain Lab	20
	Near Minor	ATTEMPTS
333.7401C2C	Contr. Sub - Operate/Maintain Lab	20
	Involve Hazardous Waste	ATTEMPTS
333.7401C2D	Contr. Sub - Operate/Maintain Lab Near	20
	Specified Places	ATTEMPTS
333.7401C2E	Contr. Sub - Operate/Maintain Lab	25
	Involve Firearm	ATTEMPTS
333.7401C2F	Contr. Sub - Operate/Maintain Lab	20
	Involve Methamphetamine	ATTEMPTS
333.74022A	Contr. Sub - Create/Del/Counterfeit Sub	10
	(Narc/Meth/Ecstasy)	ATTEMPTS
333.74022B	Contr. Sub - Create/Del/Counterfeit Sub	5
	(Schedules 1-3)	ATTEMPTS
333.74022E	Contr. Sub - Create/Del/Analogue	15
	ATTEMPTS	
333.7403	Contr. Sub - Possession	LIFE
	ATTEMPTS	
333.74032A1	Contr. Sub - Poss (Narcotic/Cocaine)	LIFE
	1,000 or More Grams	ATTEMPTS
333.74032A2	Contr. Sub - Poss (Narcotic/Cocaine)	30
	450 - 999 Grams	ATTEMPTS
333.74032A3	Contr. Sub - Poss (Narcotic/Cocaine)	20
	50 - 449 Grams	ATTEMPTS
333.74032A4	Contr. Sub - Poss (Narcotic/Cocaine)	4
	25 - 49 Grams	ATTEMPTS
333.74032A5	Contr. Sub - Poss (Narcotic/Cocaine)	4
	Under 25 Grams	ATTEMPTS
333.74032B-A	Contr. Sub - Poss Analogues or Schedules	2
	1-4	ATTEMPTS
333.74032B1	Contr. Sub - Poss Methamphetamine/	10
	Ecstasy	ATTEMPTS
333.74032D	Contr. Sub - Poss Marijuana	1
	ATTEMPTS	
333.74042A	Contr. Sub - Use (Narcotic/Cocaine/	1
	Meth/Ecstasy)	ATTEMPTS

TOTAL	.5	1	1.5	2	2.5	3	3.5	4	4.5	5	10	15	20	25	>25	LIFE	AVG
4,427	89	650	662	809	215	368	80	181	121	236	607	108	110	13	14	164	3.9
4,303	71	595	644	793	213	364	77	181	121	236	602	107	109	13	13	164	3.9
124	18	55	18	16	2	4	3				5	1	1		1		1.9
1				1													2.0
35		1	6	4	4	8	3	4		3	1	1					3.1
1							1										3.3
5				1					1	1	2						5.2
22						4	1	1	1	6	9						5.3
39					4	9	4		6	4	11	1					4.7
1				1													1.9
2				1							1						4.9
116		3	4	9	8	28	4	5	16	10	27	2					4.1
4			1	2							1						2.9
1				1													1.9
3			1	1		1											2.0
5		1		2		1		1									2.2
1						1											3.0
38									1		2		1			34	9.6
27				1		2			1	2	8	4	8		1		12.5
72		1		1	1	5	2	10	1	9	39	1	1			1	6.7
13		3	4	2		2		2									1.9
631	38	180	188	151	29	27	1	7		7	3						1.5
9	3	2	3			1											1.0
10		2	5	1	1			1									1.6
93	1	8	17	34	7	9	2	7		3	5						2.4
7		1	3	3													1.5
28	5	7	14			1					1						1.3
4		4															1.0

NOTE: Be sure to check for related offense codes when examining a particular type of crime. They may or may not be in sequential order or even on the same page.

C1b 2006 Total Prisoner Population by Minimum Term Distribution — Drug Offenses

Page 3 of 3

C-52

		GRAND TOTALS	
		VIOLATIONS	
		ATTEMPTS	
		Max. Penalty	
333.7405D	Contr. Sub - Maintaining a Drug House	2	
	ATTEMPTS		
333.74071C	Contr. Sub - Obtain by Fraud	4	
	ATTEMPTS		
333.7407A1-A	Contr. Sub - Attempt Felony	LIFE	
	ATTEMPTS		
333.7410	Contr. Sub - Delivery to Minor/Possess on School Property	60	
	ATTEMPTS		
333.74101-A	Contr. Sub - Delivery to Minor (Narcotic/ Cocaine) < 50 Grams	40	
	ATTEMPTS		
333.74101-B	Contr. Sub - Delivery to Minor (Sched. 1-3, Except Marij/Cocaine)	14	
	ATTEMPTS		
333.74101-D	Contr. Sub - Delivery to Minor (Sched. 4 and Marijuana)	8	
	ATTEMPTS		
333.74102-A	Contr. Sub - Del School/Library Prop (Narc/Cocaine) < 50 Grams	60	
	ATTEMPTS		
333.74103	Contr. Sub - Poss w/Int Del School/Library (Narc/Cocaine) < 50 Grams	40	
	ATTEMPTS		
333.74132	Contr. Sub - 2nd+ Offense - Double Penalty	LIFE	
	ATTEMPTS		
333.7416	Contr. Sub - Induce Minor to Commit Felony	LIFE	
	ATTEMPTS		
335.3411A	Violation Drug Law (obsolete)	LIFE	
	ATTEMPTS		

TOTAL	.5	1	1.5	2	2.5	3	3.5	4	4.5	5	10	15	20	25	>25	LIFE	AVG
4,427	89	650	662	809	215	368	80	181	121	236	607	108	110	13	14	164	3.9
4,303	71	595	644	793	213	364	77	181	121	236	602	107	109	13	13	164	3.9
124	18	55	18	16	2	4	3				5	1	1		1		1.9
18	1	5	10			2											1.3
1			1														1.3
15		3	8	4													1.4
2		2															.8
4		1		1		2											2.2
1				1													1.9
1											1						10.0
6		2									2	2					8.0
1				1													1.9
4				3		1											2.2
13		1		10	1	1											2.0
1	1																.3
4				3							1						3.0
7		1	2	3							1						2.8
1											1						10.0
1												1					13.0

NOTE: Be sure to check for related offense codes when examining a particular type of crime. They may or may not be in sequential order or even on the same page.

Largest minimum term is reported.

When minimum terms exceed maximum penalties, that may be due to anomalies in criminal justice practices, habitualized offenses, database errors, etc.

Each minimum term category is rounded up from the preceding category (for example, the ten-year category includes all minimums longer than five years up to exactly ten years).

Minimum term averages are based on raw data (with life sentences excluded from the calculations).

Source: Corrections Management Information System (CMIS)

C1c 2006 Total Prisoner Population by Minimum Term Distribution — Assaultive Offenses

Page 1 of 10

C - 53

			TOTAL	.5	1	1.5	2	2.5	3	3.5	4	4.5	5	10	15	20	25	>25	LIFE	AVG
GRAND TOTALS			34,954	103	966	1,517	2,574	1,174	1,953	819	1,444	679	2,295	7,336	3,579	2,495	1,511	1,803	4,706	9.9
VIOLATIONS			34,282	92	888	1,385	2,373	1,129	1,929	776	1,436	675	2,282	7,304	3,558	2,475	1,503	1,797	4,680	10.0
ATTEMPTS			672	11	78	132	201	45	24	43	8	4	13	32	21	20	8	6	26	3.7
Max. Penalty																				
257.602A	Police Officer - Fleeing - Vehicle Code	15 ATTEMPTS	1											1						10.0
257.602A2	Police Officer - Fleeing - 4th Degree Vehicle Code	2 ATTEMPTS	43		13	20	6	2	2											1.4
257.602A3-A	Police Officer - Fleeing - 3rd Degree Vehicle Code	5 ATTEMPTS	302	7	76	72	84	21	19	7	9	1	3	3						1.7
257.602A3	Police Officer - Fleeing - 3rd Degree Vehicle Code	5 ATTEMPTS	3		2	1	1													1.2
257.602A3	Police Officer - Fleeing - 3rd Degree Vehicle Code	5 ATTEMPTS	2		1		1													1.4
257.602A4-A	Police Officer - Fleeing - 2nd Degree Vehicle Code	10 ATTEMPTS	49	1	6	4	9	5	9	2	4		4	5						3.0
257.602A4	Police Officer - Fleeing - 2nd Degree Vehicle Code	10 ATTEMPTS	2					1		1										2.8
257.602A5	Police Officer - Fleeing - 1st Degree Vehicle Code	15 ATTEMPTS	1											1						5.4
257.617	Fail to Stop at Accident - Result Serious Impairment/Death	5 ATTEMPTS	36		3	6	13	2	2	3	3		1	3						2.7
257.6173	Fail to Stop at Accident - At Fault Death Resulting	15 ATTEMPTS	14			1	1	1	3	2	3	1		2						3.7
257.6254	OWI - Causing Death	15 ATTEMPTS	224		6	3	16	11	20	6	28	9	27	88	8	1			1	5.3
257.6254A	OWI - Causing Death	15 ATTEMPTS	6			2			1	3										2.7
257.6254A	OWI - Causing Death	15 ATTEMPTS	2		1									1						3.5
257.6255-A	OWI - Causing Serious Injury	5 ATTEMPTS	81	1	5	15	29	11	6	7			3	3	1					2.4
257.626C	Driving - Felonious	2 ATTEMPTS	2			2														1.2
257.9044	Operate - License Suspended/Revoked/ Denied Cause Death	15 ATTEMPTS	36			2	1	5	4	2	2	3	5	10	1	1				5.1
257.9045	Operate - License Suspended/Revoked/ Denied Cause Serious Injury	5 ATTEMPTS	14			1	5	4	1	1	2									2.4
324.51510	Fires - Willfully Set Forests	10 ATTEMPTS	1				1													2.0
324.801764	Marine Safety, OUIL Cause Death	15 ATTEMPTS	1				1													2.0
324.811347	ORV - OUIL Causing Death	15 ATTEMPTS	1											1						7.2
333.5210	AIDS - Sexual Penetration with Uninformed Partner	4 ATTEMPTS	2								1			1						5.7
722.675	Children - Distributing Obscene Matter to	2 ATTEMPTS	3			2							1							2.5

NOTE: Be sure to check for related offense codes when examining a particular type of crime. They may or may not be in sequential order or even on the same page.

C1c 2006 Total Prisoner Population by Minimum Term Distribution — Assaultive Offenses

Page 2 of 10

C - 54

		GRAND TOTALS
		VIOLATIONS
		ATTEMPTS
		Max. Penalty
750.10A	Sexually Delinquent Person	LIFE ATTEMPTS
750.110A2	Home Invasion - 1st Degree	20 ATTEMPTS
750.1227B	Witness - Bribe/Intimidate/Interfere Max > 10 yrs	10 ATTEMPTS
750.1227C	Witness - Intimidate/Threaten to Kill or Injure	15 ATTEMPTS
750.1228	Witness - Retaliate Against	10 ATTEMPTS
750.136A	Torturing Children	10 ATTEMPTS
750.136B	Child Abuse	15 ATTEMPTS
750.136B2	Child Abuse - 1st Degree	15 ATTEMPTS
750.136B3	Child Abuse - 2nd Degree	4 ATTEMPTS
750.136B4	Child Abuse - 3rd Degree	2 ATTEMPTS
750.145A-A	Children - Accosting for Immoral Purposes	4 ATTEMPTS
750.145A	Children - Accosting for Immoral Purposes	4 ATTEMPTS
750.145B	Children - Accosting for Immoral Purposes, 2nd+ Offense	4 ATTEMPTS
750.145C	Child Sexually Abusive Activity	20 ATTEMPTS
750.145C2	Child Sexually Abusive Activity	20 ATTEMPTS
750.145C3	Child Sexually Abusive Activity - Promote or Distribute	7 ATTEMPTS
750.145C4-A	Child Sexually Abusive Material - Possess	4 ATTEMPTS
750.145D2	Computer/Internet - Comm w/Other to Commit Crime	20 ATTEMPTS
750.145D2B	Computer/Internet - Comm w/Other Plan Crime Max 1 - < 2 yrs	2 ATTEMPTS
750.145D2C	Computer/Internet - Comm w/Other Plan Crime Max 2 - < 4 yrs	4 ATTEMPTS

TOTAL	.5	1	1.5	2	2.5	3	3.5	4	4.5	5	10	15	20	25	>25	LIFE	AVG
34,954	103	966	1,517	2,574	1,174	1,953	819	1,444	679	2,295	7,336	3,579	2,495	1,511	1,803	4,706	9.9
34,282	92	888	1,385	2,373	1,129	1,929	776	1,436	675	2,282	7,304	3,558	2,475	1,503	1,797	4,680	10.0
672	11	78	132	201	45	24	43	8	4	13	32	21	20	8	6	26	3.7
11	1			3		3				2	2						3.4
1,499	1	17	42	77	56	132	29	94	92	175	614	119	39	9	2	1	6.4
30		5	10	7	3	2	2				1						2.0
4			1							2	1						4.4
10				2	2		3		1	2							3.2
2				1		1											2.3
1				1													1.7
1															1		30.0
3										1	1	1					10.0
154		3	4	10	6	17	8	8	2	28	57	7	2	1	1		6.0
1							1										3.2
38		6	3	15	6	3		3			2						2.3
1			1														1.3
9		3	5		1												1.3
40		9	3	21	4	2		1									1.8
4			1			3											2.4
1								1									4.0
3						1					2						5.6
127		3	6	12	7	13	2	6	5	19	39	13	2				6.0
2		1	1														1.2
12		1	2	4			2			3							2.6
23		1	12	7	2			1									1.7
2				1							1						4.0
1		1															.9
1				1													1.6

NOTE: Be sure to check for related offense codes when examining a particular type of crime. They may or may not be in sequential order or even on the same page.

C1c 2006 Total Prisoner Population by Minimum Term Distribution — Assaultive Offenses

Page 3 of 10

C - 55

		GRAND TOTALS
		VIOLATIONS
		ATTEMPTS
		Max. Penalty
750.145D2D	Computer/Internet - Comm w/Other Plan 10	
	Crime Max 4 - < 10 yrs	ATTEMPTS
750.145D2E	Computer/Internet - Comm w/Other Plan 15	
	Crime Max 10 - < 15 yrs	ATTEMPTS
750.145D2F	Computer/Internet - Comm w/Other Plan 20	
	Crime Max 15+ yrs	ATTEMPTS
750.145N1	Vulnerable Adult Abuse - 1st Degree 15	
		ATTEMPTS
750.145N3	Vulnerable Adult Abuse - 3rd Degree 2	
		ATTEMPTS
750.157B	Homicide - Solicitation of Murder	LIFE
		ATTEMPTS
750.157B2	Homicide - Solicitation of Murder	LIFE
		ATTEMPTS
750.157C	Minors - Induce to Commit Felony	LIFE
		ATTEMPTS
750.158	Sodomy 15	
		ATTEMPTS
750.197C-A	Assault of Prison Employee 4	
		ATTEMPTS
750.197C-B	Escape - From Jail Through Violence 4	
		ATTEMPTS
750.197C	Escape - From Jail Through Violence or 4	
	Assault Prison Employee	ATTEMPTS
750.200I1D	Harmful Devices - Unlawful Poss/Use	LIFE
	Causing Serious Injury	ATTEMPTS
750.200J1A-A	Harmful Devices - Imitation/Irritants 5	
	Unlawful Poss/Use	ATTEMPTS
750.204A	Explosives - Send w/Intent to Frighten 5	
		ATTEMPTS
750.206	Explosives - Place w/Intent to Damage 25	
		ATTEMPTS
750.207	Explosives - Place Near Property	LIFE
		ATTEMPTS
750.2072B	Explosives - Place Near Property Causing 20	
	Property Damage	ATTEMPTS
750.208	Explosives - Aiding/Abetting Placement 15	
		ATTEMPTS
750.209	Explosives - Place w/Intent	LIFE
		ATTEMPTS

TOTAL	.5	1	1.5	2	2.5	3	3.5	4	4.5	5	10	15	20	25	>25	LIFE	AVG
34,954	103	966	1,517	2,574	1,174	1,953	819	1,444	679	2,295	7,336	3,579	2,495	1,511	1,803	4,706	9.9
34,282	92	888	1,385	2,373	1,129	1,929	776	1,436	675	2,282	7,304	3,558	2,475	1,503	1,797	4,680	10.0
672	11	78	132	201	45	24	43	8	4	13	32	21	20	8	6	26	3.7
12			2	5		3	1	1									2.3
1			1														1.1
4		1		1				1			1						3.2
55		19	2	7	5	10	1	3	2	1	5						2.6
1						1											3.0
1			1														1.1
9											1	2			4	2	25.2
19				1		1		1		1	6	2	3		4		14.6
2										1						1	4.8
6		1	1	1	1		1				1						2.8
1				1													2.0
104	1	26	25	26	11	5		6	1	2	1						1.8
12		10	2														1.0
1					1												2.5
86	1	25	6	28	6	6	3	2	2	2	5						2.3
13	1	10	1	1													1.0
1													1				20.0
1			1														1.5
1				1													1.9
4						1				1	1			1			10.1
3												1				2	15.0
2								1				1					7.7
3				1									1		1		18.3
1											1						7.0

NOTE: Be sure to check for related offense codes when examining a particular type of crime. They may or may not be in sequential order or even on the same page.

C1c 2006 Total Prisoner Population by Minimum Term Distribution — Assaultive Offenses

Page 4 of 10

C - 56

GRAND TOTALS		
VIOLATIONS		
ATTEMPTS		
Max. Penalty		
750.209A	Explosives - Possess w/Intent to Terrorize	10 ATTEMPTS
750.2102A	Explosives - Possess Bomb w/Unlawful Intent	15 ATTEMPTS
750.211A2A	Explosives - Mfg/Poss Explosive/Other w/Malicious Intent	15 ATTEMPTS
750.211A2B	Explosives - Mfg/Poss Molotov Cocktail/Other w/Property Damage	20 ATTEMPTS
750.211A2C	Explosives - Mfg/Poss Molotov Cocktail/Other w/Physical Injury	25 ATTEMPTS
750.213	Extortion	20 ATTEMPTS
750.234A	Weapons - Firearms, Discharge from Vehicle	4 ATTEMPTS
750.234B	Weapons - Firearms, Discharge in/at Bldg.	4 ATTEMPTS
750.2411	Obstructing Fireman/Public Utility Maintenance Person	4 ATTEMPTS
750.316-A	Homicide - Murder 1st Degree, Premeditated	LIFE ATTEMPTS
750.316-B	Homicide - Felony Murder	LIFE ATTEMPTS
750.316-C	Homicide - Open Murder, Statutory Short Form	LIFE ATTEMPTS
750.316	Homicide	LIFE ATTEMPTS
750.317	Homicide - Murder 2nd Degree	LIFE ATTEMPTS
750.321-A	Homicide - Manslaughter, Statutory Short Form	15 ATTEMPTS
750.321-C	Homicide - Manslaughter, Involuntary	15 ATTEMPTS
750.321-E	Homicide - Manslaughter with Motor Vehicle	15 ATTEMPTS
750.321	Homicide - Manslaughter	15 ATTEMPTS
750.322	Homicide - Willful Killing of Unborn Child	15 ATTEMPTS
750.324	Homicide - Negligent Homicide	2 ATTEMPTS

TOTAL	.5	1	1.5	2	2.5	3	3.5	4	4.5	5	10	15	20	25	>25	LIFE	AVG
34,954	103	966	1,517	2,574	1,174	1,953	819	1,444	679	2,295	7,336	3,579	2,495	1,511	1,803	4,706	9.9
34,282	92	888	1,385	2,373	1,129	1,929	776	1,436	675	2,282	7,304	3,558	2,475	1,503	1,797	4,680	10.0
672	11	78	132	201	45	24	43	8	4	13	32	21	20	8	6	26	3.7
2				1		1											2.3
1											1						6.7
10		1		3	1		1			2	2						4.0
6	1		2					1		1	1						3.0
2											1	1					11.0
43		1	2	2	1	4		2	1	6	13	5	4	1	1		8.9
5			1	2	1							1					4.2
2				1			1										2.6
10		3	3	3	1												1.5
1		1															1.0
1					1												2.5
748				1		1						1	2	1	2	740	18.5
3																3	
460													1			459	20.0
178											1		3	6	11	157	33.8
1																1	
1,829												1		1	3	1,824	34.0
11																11	
3,921				2	1	3	2	3		21	294	604	817	686	772	716	23.0
25											4	2	8	2	2	7	19.4
254	1	1	2	11	9	19	9	17	5	36	122	14	5		3		7.0
2						1					1						6.5
141			1	7	6	9	7	7	3	18	65	15	3				7.0
2							1				1						6.6
75			1	3	2	6	1	10	2	4	38	5	3				6.9
3					1		1			1							3.6
125	2		1	4	2	5	2	10	1	10	63	12	10		3		9.2
1													1				20.0
16	1	1	8	2	1			2			1						2.0

NOTE: Be sure to check for related offense codes when examining a particular type of crime. They may or may not be in sequential order or even on the same page.

C1c 2006 Total Prisoner Population by Minimum Term Distribution — Assaultive Offenses

Page 5 of 10

C - 57

			TOTAL	.5	1	1.5	2	2.5	3	3.5	4	4.5	5	10	15	20	25	>25	LIFE	AVG
GRAND TOTALS			34,954	103	966	1,517	2,574	1,174	1,953	819	1,444	679	2,295	7,336	3,579	2,495	1,511	1,803	4,706	9.9
VIOLATIONS			34,282	92	888	1,385	2,373	1,129	1,929	776	1,436	675	2,282	7,304	3,558	2,475	1,503	1,797	4,680	10.0
ATTEMPTS			672	11	78	132	201	45	24	43	8	4	13	32	21	20	8	6	26	3.7
Max. Penalty																				
750.329	Homicide - Manslaughter, Death by	15																		
	Weapon Aimed w/out Malice	ATTEMPTS	11					1			3			7						6.6
750.329A	Suicide - Assisting	5																		
		ATTEMPTS	1				1													2.0
750.335A	Indecent Exposure (Sexually Delinquent	1																		
	Person)	ATTEMPTS	16		1		5	1	4		1		1	3						3.4
750.338	Gross Indecency Between Males,	5																		
	Commit/Procure	ATTEMPTS	4	1	2									1						2.3
750.338A	Gross Indecency Between Females,	5																		
	Commit/Procure	ATTEMPTS	1				1													2.0
750.338B	Gross Indecency Male and Female,	5																		
	Commit/Procure	ATTEMPTS	17		1	5	5	5		1										1.9
750.349	Kidnapping	LIFE	2				2													1.7
		ATTEMPTS	359			3	4	1	3	1	3	4	11	80	64	49	26	46	64	17.4
750.349[S]	Kidnapping - Solicitation	LIFE	12		1	1	6						1		2			1		6.1
		ATTEMPTS	1																	5.0
750.349A	Prisoner Taking a Hostage	LIFE																		
		ATTEMPTS	8											2	2	1		1	2	21.0
750.349B	Unlawful Imprisonment (restraint)	15																		
		ATTEMPTS	1											1						7.0
750.350	Kidnapping - Child Enticement	LIFE																		
		ATTEMPTS	18				1			1	1	2	2	4	1	2	1	2	1	13.1
750.377B	Malicious Destruction Fire/Police Property	4																		
		ATTEMPTS	79	5	15	21	23	2	9		4									1.7
750.397	Mayhem	10																		
		ATTEMPTS	5	1	1	1	1	1												1.4
750.411H2B	Stalking a Minor	5																		
		ATTEMPTS	1											1						8.0
750.411I	Stalking - Aggravated	5																		
		ATTEMPTS	3			1	1							1						4.4
750.411I2B	Stalking a Minor - Aggravated	10																		
		ATTEMPTS	173	2	26	42	40	11	20	12	8		3	3	5			1		2.6
750.4361	Poison - Food/Drink/Medicine/Wells	5																		
		ATTEMPTS	5	1			3	1												1.5
750.4362A	Poison - Food/Drink/Medicine/Water	15																		
	Supply	ATTEMPTS	2				1													2.4
750.455	Prostitution - Pandering	20																		
		ATTEMPTS	1				1													1.7
750.459	Prostitution - Transporting Female	20																		
	(perhaps compel)	ATTEMPTS	1						1											3.3
			2				1				1									3.0
			7		1	1			2					3						4.6
			6								1		1	1	2		1			11.1

NOTE: Be sure to check for related offense codes when examining a particular type of crime. They may or may not be in sequential order or even on the same page.

C1c 2006 Total Prisoner Population by Minimum Term Distribution — Assaultive Offenses

Page 6 of 10

C - 58

GRAND TOTALS		
VIOLATIONS		
ATTEMPTS		
Max. Penalty		
750.479-B	Police Officer/Public Officer - Resist and Obstruct	2 ATTEMPTS
750.479	Public Officer - Assault or Obstruct	20 ATTEMPTS
750.4792	Public Officer - Assault or Obstruct	2 ATTEMPTS
750.4793	Public Officer - Assault or Obstruct Cause Injury	4 ATTEMPTS
750.479A-B	Peace Officer - Resist Arrest Injury Inflicted	2 ATTEMPTS
750.479A2	Police Officer - Fleeing (Penal Code) 4th Degree	2 ATTEMPTS
750.479A3	Police Officer - Fleeing (Penal Code) 3rd Degree	5 ATTEMPTS
750.479A4-A	Police Officer - Fleeing (Penal Code) 2nd Degree	10 ATTEMPTS
750.479A4	Police Officer - Fleeing (Penal Code) 2nd Offense	10 ATTEMPTS
750.479A5-A	Police Officer - Fleeing (Penal Code) 1st Degree	15 ATTEMPTS
750.479A5	Police Officer - Fleeing (Penal Code) Serious Injury	15 ATTEMPTS
750.479B2	Peace Officer - Disarming Firearm	10 ATTEMPTS
750.483A2B	Interfere w/Crime Report Threat to Kill/Injure	10 ATTEMPTS
750.483A4B	Interfere w/Police Investigation Threat to Kill/Injure	10 ATTEMPTS
750.511	Railroads - Block/Wreck Track	LIFE ATTEMPTS
750.520	Rape	LIFE ATTEMPTS
750.520B	CSC - 1st Degree - Multiple Variables	LIFE ATTEMPTS
750.520B1A	CSC - 1st Degree - Person Under 13	LIFE ATTEMPTS
750.520B1B	CSC - 1st Degree - Relationship	LIFE ATTEMPTS
750.520B1C	CSC - 1st Degree - During Felony	LIFE ATTEMPTS

TOTAL	.5	1	1.5	2	2.5	3	3.5	4	4.5	5	10	15	20	25	>25	LIFE	AVG
34,954	103	966	1,517	2,574	1,174	1,953	819	1,444	679	2,295	7,336	3,579	2,495	1,511	1,803	4,706	9.9
34,282	92	888	1,385	2,373	1,129	1,929	776	1,436	675	2,282	7,304	3,558	2,475	1,503	1,797	4,680	10.0
672	11	78	132	201	45	24	43	8	4	13	32	21	20	8	6	26	3.7
35	1	7	9	9	1	3	1	3			1						1.9
2		1	1														1.2
4	1	2				1											1.2
2		1	1														1.2
2	1				1												1.3
23		4	7	6	4	2											1.7
272	2	26	57	96	39	23	5	9	3	6	6						2.1
4	1		1	1						1							2.0
31	1		1	4	3	3	3	5	1	1	6	2	1				4.9
1											1						8.0
1						1											3.0
1												1					15.0
12			1	1		1	1	1		3	2	1				1	5.1
12		3	2	4	1		2										1.8
6			1	1		1	1		1		1						3.5
1			1														1.5
1											1						9.0
2				2													1.9
22				1							2			1	3	15	32.8
1,554				6	4	7	9	18	7	45	317	304	265	149	231	192	18.6
13			1	1	1	1	1					1	3	3		1	13.1
1,921		5	3	26	32	55	36	42	28	111	617	414	247	126	114	65	12.8
26		2	2	10		3	6				1	1	1				3.7
383			1	5	4	5	3	11	7	25	111	100	46	32	24	9	13.1
6				3			2						1				5.3
142				1	1	2		1	1	3	20	32	16	15	35	15	21.5
2				1								1					8.3

NOTE: Be sure to check for related offense codes when examining a particular type of crime. They may or may not be in sequential order or even on the same page.

C1c 2006 Total Prisoner Population by Minimum Term Distribution — Assaultive Offenses

Page 7 of 10

C - 59

GRAND TOTALS		
VIOLATIONS		
ATTEMPTS		
Max. Penalty		
750.520B1D	CSC - 1st Degree - Accomplices	LIFE ATTEMPTS
750.520B1E	CSC - 1st Degree - Weapon Used	LIFE ATTEMPTS
750.520B1F	CSC - 1st Degree - Personal Injury	LIFE ATTEMPTS
750.520B1G	CSC - 1st Degree - Injury to Incap. Victim	LIFE ATTEMPTS
750.520B1H	CSC - 1st Degree - Mentally Disabled Relationship	LIFE ATTEMPTS
750.520C	CSC - 2nd Degree - Multiple Variables	15 ATTEMPTS
750.520C1A	CSC - 2nd Degree - Person Under 13	15 ATTEMPTS
750.520C1B	CSC - 2nd Degree - Relationship	15 ATTEMPTS
750.520C1C	CSC - 2nd Degree - During Felony	15 ATTEMPTS
750.520C1D	CSC - 2nd Degree - Accomplices	15 ATTEMPTS
750.520C1E	CSC - 2nd Degree - Weapon Used	15 ATTEMPTS
750.520C1F	CSC - 2nd Degree - Personal Injury	15 ATTEMPTS
750.520C1G	CSC - 2nd Degree - Injury to Incap. Victim	15 ATTEMPTS
750.520C1H	CSC - 2nd Degree - Mentally Disabled Relationship	15 ATTEMPTS
750.520C1I	CSC - 2nd Degree - State Prisoner	15 ATTEMPTS
750.520C1K	CSC - 2nd Degree - County Prisoner	15 ATTEMPTS
750.520C1L	CSC - 2nd Degree - Detained Juvenile	15 ATTEMPTS
750.520D	CSC - 3rd Degree - Multiple Variables	15 ATTEMPTS
750.520D1A	CSC - 3rd Degree - Person 13-15	15 ATTEMPTS
750.520D1B	CSC - 3rd Degree - Force/Coercion	15 ATTEMPTS

TOTAL	.5	1	1.5	2	2.5	3	3.5	4	4.5	5	10	15	20	25	>25	LIFE	AVG
34,954	103	966	1,517	2,574	1,174	1,953	819	1,444	679	2,295	7,336	3,579	2,495	1,511	1,803	4,706	9.9
34,282	92	888	1,385	2,373	1,129	1,929	776	1,436	675	2,282	7,304	3,558	2,475	1,503	1,797	4,680	10.0
672	11	78	132	201	45	24	43	8	4	13	32	21	20	8	6	26	3.7
63	1					3	2	1		4	11	15	7	7	9	3	16.5
215							2	2	1	1	37	53	39	21	38	21	19.4
2															1	1	30.0
257		1		1	1	5	3	4	3	4	44	54	50	40	36	11	18.3
3				1	1						1						4.7
7									1	1		4	1				11.2
13				1		1	1			1	1	2	3		3		15.5
465	2	8	17	63	20	60	16	45	11	70	123	23	6	1			5.3
9		2	4	2						1							1.7
1,634	1	39	76	214	102	209	60	125	19	255	460	53	20		1		4.9
55		6	10	25	4	6	2			1	1						2.1
242		2	7	36	15	35	14	23	2	45	56	5	1			1	4.6
9			1	5		2	1										2.2
13					4	3	1	1		1	3						3.8
1						1											3.0
7			1			2				1	3						4.7
4					3		1										2.6
11	1		1	2			1	1			4		1				5.4
88		2	6	10	5	12	2	16		12	18	2	2		1		5.2
4				1	1	1						1					4.8
11			1	2	3	1		1		1	2						3.4
15			2	2	3	1	2			1	2	2					4.4
1				1													1.9
1								1									4.0
1			1														1.3
1							1										3.3
1							1										3.2
567	2	19	13	41	24	63	9	38	17	72	221	32	9	3	3	1	6.2
14		1	2	5	3		2				1						2.6
1,263	3	46	50	125	70	152	38	111	56	160	408	31	12			1	5.0
120		10	40	50	11	1	7	1									1.8
528		8	15	34	18	47	13	43	14	76	217	34	5	2	2		6.3
28	1	5	2	11	2	3	1	1		1	1						2.3

NOTE: Be sure to check for related offense codes when examining a particular type of crime. They may or may not be in sequential order or even on the same page.

C1c 2006 Total Prisoner Population by Minimum Term Distribution — Assaultive Offenses

Page 8 of 10

C - 60

		GRAND TOTALS
		VIOLATIONS
		ATTEMPTS
		Max. Penalty
750.520D1C	CSC - 3rd Degree - Incapacitated Victim	15
		ATTEMPTS
750.520D1D	CSC - 3rd Degree - Incest	15
		ATTEMPTS
750.520E	CSC - 4th Degree - Multiple Variables	2
		ATTEMPTS
750.520E1A-A	CSC - 4th Degree - Victim 13-16	2
		ATTEMPTS
750.520E1A	CSC - 4th Degree - Force/Coercion	2
		ATTEMPTS
750.520E1B	CSC - 4th Degree - Incapacitated Victim	2
		ATTEMPTS
750.520E1G	CSC - 4th Degree - Incest	2
		ATTEMPTS
750.520F	CSC - 2nd+ Offense	LIFE
		ATTEMPTS
750.520G	CSC - Assault w/Intent to Commit Sexual Penetration	10
		ATTEMPTS
750.520G1	CSC - Assault w/Intent to Commit Sexual Penetration	10
		ATTEMPTS
750.520G2	CSC - 2nd Degree Assault	5
		ATTEMPTS
750.529	Robbery - Armed	LIFE
		ATTEMPTS
750.529A	Carjacking	LIFE
		ATTEMPTS
750.530	Robbery - Unarmed	15
		ATTEMPTS
750.531-A	Bank Robbery	LIFE
		ATTEMPTS
750.531-B	Safe Breaking	LIFE
		ATTEMPTS
750.531	Bank Robbery/Safe Breaking	LIFE
		ATTEMPTS
750.532	Seduction	5
		ATTEMPTS
750.539J2B	Capture/Distribute Image of Unclothed Person	5
		ATTEMPTS
750.72-A	Arson - Dwelling House	20
		ATTEMPTS

TOTAL	.5	1	1.5	2	2.5	3	3.5	4	4.5	5	10	15	20	25	>25	LIFE	AVG
34,954	103	966	1,517	2,574	1,174	1,953	819	1,444	679	2,295	7,336	3,579	2,495	1,511	1,803	4,706	9.9
34,282	92	888	1,385	2,373	1,129	1,929	776	1,436	675	2,282	7,304	3,558	2,475	1,503	1,797	4,680	10.0
672	11	78	132	201	45	24	43	8	4	13	32	21	20	8	6	26	3.7
74	1	6	6	9	4	3	4	4	2	9	19	6	1				5.3
2			1	1	1												1.8
92		1	1	4	5	9	9	5	1	11	45	1					5.8
1			1														1.5
26		7	14	2	1	1					1						1.7
43	1	5	25	5	2	1	1	1			2						1.7
73	4	15	37	9	3		2				3						1.6
1			1														1.3
8		1	4	1	1		1										1.7
1			1														1.3
19		1	2							4	7	2	2		1		10.2
8			1			1				3	2	1					6.0
465		10	51	118	25	56	29	35	10	51	74	2		2	2		3.6
6		1	4							1							2.3
99	1	9	22	33	12	8	6	2		3	2					1	2.1
2		1					1										2.1
4,476	1	11	26	104	140	182	145	174	200	326	1,380	778	413	187	221	188	10.9
34		2	4	3	3	1	1	1	1	2	6	4	1	2	2	1	9.0
448		3	3	26	14	17	27	27	23	49	158	66	18	8	5	4	7.7
13		2	1	3	1		1		2	1	2						3.5
1,162	6	46	59	186	93	157	45	131	33	123	214	41	17	3	3	5	4.5
17		1	3	5	1					1	4	2					4.5
254		13	13	28	13	32	7	15	3	24	62	22	13	5	3	1	6.5
4		1						1		1			1				7.0
74		1		6	2	7	2	7		18	16	9	3		2	1	6.9
5			1	2		1				1	1						3.4
52				1	2	2		4		3	3	11	15	5	2	4	14.6
5			2	2		1											1.8
6		1	1	2	1					1							2.2
170		4	10	21	5	15	4	12	14	16	51	13	4		1		5.7
10	1	1	1	6			1				1						2.4

NOTE: Be sure to check for related offense codes when examining a particular type of crime. They may or may not be in sequential order or even on the same page.

C1c 2006 Total Prisoner Population by Minimum Term Distribution — Assaultive Offenses

Page 9 of 10

C - 61

GRAND TOTALS		
VIOLATIONS		
ATTEMPTS		
Max. Penalty		
750.72-B	Arson - Dwelling House Curtilage	20 ATTEMPTS
750.72	Arson Dwelling House/Curtilage	20 ATTEMPTS
750.73	Arson - Real Property	10 ATTEMPTS
750.741C1	Arson - Pers. Prop. \$1,000 - < \$20,000	5 ATTEMPTS
750.741D1	Arson - Pers. Prop. \$20,000 or More	10 ATTEMPTS
750.74B	Arson - Pers. Prop. Over \$50	4 ATTEMPTS
750.75	Arson - Insured Property	10 ATTEMPTS
750.77	Arson - Prepare to Burn Property	10 ATTEMPTS
750.771C1	Arson - Prepare to Burn Property \$1,000 - < \$20,000	5 ATTEMPTS
750.771D1	Arson - Prepare to Burn Property \$20,000 or More	10 ATTEMPTS
750.78	Arson - Woods/Prairies	4 ATTEMPTS
750.81	Assault or Assault and Battery	MISD ATTEMPTS
750.814	Domestic Violence, 3rd Offense	2 ATTEMPTS
750.81A	Assault - Aggravated	1 ATTEMPTS
750.81A3	Domestic Violence - Aggravated 2nd Offense	2 ATTEMPTS
750.81C2	Assault/Battery of DHS Employee	2 ATTEMPTS
750.81D1	Police Officer - Assault/Resist/Obstruct	2 ATTEMPTS
750.81D2	Police Officer - Assault/Resist/Obstruct Causing Injury	4 ATTEMPTS
750.81D3	Police Officer - Assault/Resist/Obstruct Serious Impairment	15 ATTEMPTS
750.82	Felonious Assault	4 ATTEMPTS

TOTAL	.5	1	1.5	2	2.5	3	3.5	4	4.5	5	10	15	20	25	>25	LIFE	AVG
34,954	103	966	1,517	2,574	1,174	1,953	819	1,444	679	2,295	7,336	3,579	2,495	1,511	1,803	4,706	9.9
34,282	92	888	1,385	2,373	1,129	1,929	776	1,436	675	2,282	7,304	3,558	2,475	1,503	1,797	4,680	10.0
672	11	78	132	201	45	24	43	8	4	13	32	21	20	8	6	26	3.7
10		1				1		1		3	3	1					6.1
39	1	5	1	4		1		6	1	7	6	4	2		1		6.4
67		4	8	20	2	8	4	1		8	8	2	1			1	3.6
6	1	3		1	1												1.3
8		1	2	4		1											1.8
5			2	2		1											2.0
2			1	1													1.6
1										1							5.0
4			1	1				2									2.8
1	1																.5
4		1	1	2													1.5
8		1		4		1		1			1						3.1
2			1	1													1.4
1					1												2.5
4	4																.3
132	2	32	54	19	14	5	1	2		1	2						1.6
2		1				1											2.0
3	3																.5
11		3	7	1													1.2
1		1															1.0
338	10	75	157	54	14	15	2	8		1	2						1.5
68	1	6	18	24	6	10		1			2						1.9
7		1			1			2			1		2				8.1
698	11	103	165	217	71	59	6	28	1	15	16	1	2		2	1	2.2
28	1	4	20	1							2						1.7

NOTE: Be sure to check for related offense codes when examining a particular type of crime. They may or may not be in sequential order or even on the same page.

C1c 2006 Total Prisoner Population by Minimum Term Distribution — Assaultive Offenses

Page 10 of 10

C - 62

			TOTAL	.5	1	1.5	2	2.5	3	3.5	4	4.5	5	10	15	20	25	>25	LIFE	AVG
GRAND TOTALS			34,954	103	966	1,517	2,574	1,174	1,953	819	1,444	679	2,295	7,336	3,579	2,495	1,511	1,803	4,706	9.9
VIOLATIONS			34,282	92	888	1,385	2,373	1,129	1,929	776	1,436	675	2,282	7,304	3,558	2,475	1,503	1,797	4,680	10.0
ATTEMPTS			672	11	78	132	201	45	24	43	8	4	13	32	21	20	8	6	26	3.7
Max. Penalty																				
750.822	Weapon-Free Schools - Assault with Dangerous Weapon	4 ATTEMPTS	1				1													2.0
750.83	Assault w/Intent to Murder	LIFE ATTEMPTS	1,445 9	1		1	11	2 1	18	10	11	11	29	328 1	370 3	223 3	136 1	167	127	16.9 14.8
750.84	Assault w/Intent to do Great Body Harm Less Than Murder	10 ATTEMPTS	1,479 41	5	55	67 11	208 17	89 3	196	99 4	144 3	31 1	183 1	335 1	42	7	6		12	4.4 2.2
750.85	Torture	LIFE ATTEMPTS	2												2					15.0
750.86	Assault w/Intent to Maim	10 ATTEMPTS	7				2	1					1	3						5.6
750.87	Assault w/Intent to Commit Felony	10 ATTEMPTS	16			1	3	2	2		3			4	1					4.6
750.88	Assault w/Intent to Rob While Unarmed	15 ATTEMPTS	162 4		8 1	8 2	22	7	33	2	18	2	23 1	30	6	1		2		4.8 2.4
750.89	Assault w/Intent to Rob While Armed	LIFE ATTEMPTS	755 13		6 2	3	17 4	24	30	25 1	34 1	34	68	253	123 2	67 2	19	26	26 1	9.7 6.9
750.90A	Asslt - Pregnant Indiv. Intentional Causing Miscarriage/Stillbirth	LIFE ATTEMPTS	1													1				20.0
750.90BB	Asslt - Pregnant Indiv. Causing Harm to Embryo/Fetus	10 ATTEMPTS	1						1											3.3
750.90CA	Pregnant Indiv. - Gross Negligence Causing Miscarriage/Stillbirth	15 ATTEMPTS	1										1							5.0
750.90DA	Pregnant Indiv. - OUIL Causing Miscarriage/Stillbirth	15 ATTEMPTS	1											1						7.0
750.91	Homicide - Attempted Murder	LIFE ATTEMPTS	17 1											8	2 1	1	1	1	4	13.1 10.5
752.541	Riot	10 ATTEMPTS	1				1													1.6
752.542	Riot - Inciting	10 ATTEMPTS	1						1											3.0
752.542A	Prisons - Riots	10 ATTEMPTS	1			1														1.5
752.861	Weapons - Firearms, Careless Use Cause Injury/Death	2 ATTEMPTS	1			1														1.2

NOTE: Be sure to check for related offense codes when examining a particular type of crime. They may or may not be in sequential order or even on the same page.

Largest minimum term is reported.

When minimum terms exceed maximum penalties, that may be due to anomalies in criminal justice practices, habitualized offenses, database errors, etc.

Each minimum term category is rounded up from the preceding category (for example, the ten-year category includes all minimums longer than five years up to exactly ten years).

Minimum term averages are based on raw data (with life sentences excluded from the calculations).

Source: Corrections Management Information System (CMIS)

C2 2006 Prisoner Population by Minimum Term Distribution — All Offenses: Female Totals Only

Page 1 of 10

C - 63

GRAND TOTALS		
VIOLATIONS		
ATTEMPTS		
Max. Penalty		
28.729	Sex Offender - Fail to Register	4
	ATTEMPTS	
257.254	MV Code - Intent to Pass False Title	10
	ATTEMPTS	
257.602A3-A	Police Officer - Fleeing - 3rd Degree Vehicle Code	5
	ATTEMPTS	
257.617	Fail to Stop at Accident - Result Serious Impairment/Death	5
	ATTEMPTS	
257.6173	Fail to Stop at Accident - At Fault Death Resulting	15
	ATTEMPTS	
257.6251-A	Operating - While Intoxicated	MISD
	ATTEMPTS	
257.6254	OWI - Causing Death	15
	ATTEMPTS	
257.6255-A	OWI - Causing Serious Injury	5
	ATTEMPTS	
257.6256D	OWI - Impaired w/Contr. Sub, 3rd Offense	5
	ATTEMPTS	
257.6257A2	OWI - w/Occupant Less Than 16, 2nd+ Offense	5
	ATTEMPTS	
257.903	Motor Vehicle Code - False Certification	5
	ATTEMPTS	
257.9044	Operate - License Suspended/Revoked/ Denied Cause Death	15
	ATTEMPTS	
257.9045	Operate - License Suspended/Revoked/ Denied Cause Serious Injury	5
	ATTEMPTS	
324.801764	Marine Safety, OUIL Cause Death	15
	ATTEMPTS	
333.7401	Contr. Sub - Delivery/Manufacture	LIFE
	ATTEMPTS	
333.74012A1	Contr. Sub - Del/Mfg (Narc. or Cocaine) 1,000 or More Grams	LIFE
	ATTEMPTS	
333.74012A2	Contr. Sub - Del/Mfg (Narc. or Cocaine) 450 - 999 Grams	30
	ATTEMPTS	
333.74012A3	Contr. Sub - Del/Mfg (Narc. or Cocaine) 50 - 449 Grams	20
	ATTEMPTS	
333.74012A4	Contr. Sub - Del/Mfg (Narc. or Cocaine) Under 50 Grams	20
	ATTEMPTS	
333.74012B-A	Contr. Sub - Del/Mfg (Schedules 1-3), Except Marij & Cocaine	7
	ATTEMPTS	

TOTAL*	.5	1	1.5	2	2.5	3	3.5	4	4.5	5	10	15	20	25	>25	LIFE	AVG
2,163	31	198	266	389	105	155	49	87	47	110	265	105	88	49	34	176	5.4
2,107	27	185	251	384	102	151	48	87	47	110	265	105	87	49	34	175	5.5
47	4	13	15	5	3	4	1						1			1	1.8
1			1														1.1
1		1															1.0
8		1	3	2	1	1											1.8
2			1	1													1.7
2						1		1									3.3
1				1													2.0
25		1	1		2	3	1	3	2	3	9						4.7
11	1	2	3	4	1												1.5
52		8	6	26	6	4	1	1									1.8
4		1	1	2													1.4
2	1	1															.7
4						1			1	2							4.2
1					1												2.3
1				1													2.0
1									1								4.3
11								1			3	1	3			3	12.1
10										2	6	1	1				9.1
28				1	1	4	1	2	2	6	11						5.6
75		17	10	20	5	11	3	2		4	2	1					2.4
5	1	3		1													1.0
2		1					1										2.1

NOTE: Be sure to check for related offense codes when examining a particular type of crime. They may or may not be in sequential order or even on the same page.

C2 2006 Prisoner Population by Minimum Term Distribution — All Offenses: Female Totals Only

Page 2 of 10

C - 64

		GRAND TOTALS
		VIOLATIONS
		ATTEMPTS
		Max. Penalty
333.74012B1	Contr. Sub - Del/Mfg Methamphetamine/ Ecstasy	20 ATTEMPTS
333.74012C-A	Contr. Sub - Del/Mfg (Schedule 4)	4 ATTEMPTS
333.74012D3	Contr. Sub - Del/Mfg Marijuana	4 ATTEMPTS
333.7401C2A	Contr. Sub - Operate/Maintain A Lab	10 ATTEMPTS
333.7401C2B	Contr. Sub - Operate/Maintain Lab Near Minor	20 ATTEMPTS
333.7401C2D	Contr. Sub - Operate/Maintain Lab Near Specified Places	20 ATTEMPTS
333.7401C2F	Contr. Sub - Operate/Maintain Lab Involve Methamphetamine	20 ATTEMPTS
333.74022A	Contr. Sub - Create/Del/Counterfeit Sub (Narc/Meth/Ecstasy)	10 ATTEMPTS
333.74022E	Contr. Sub - Create/Del/Analogue	15 ATTEMPTS
333.74032A1	Contr. Sub - Poss (Narcotic/Cocaine) 1,000 or More Grams	LIFE ATTEMPTS
333.74032A2	Contr. Sub - Poss (Narcotic/Cocaine) 450 - 999 Grams	30 ATTEMPTS
333.74032A3	Contr. Sub - Poss (Narcotic/Cocaine) 50 - 449 Grams	20 ATTEMPTS
333.74032A5	Contr. Sub - Poss (Narcotic/Cocaine) Under 25 Grams	4 ATTEMPTS
333.74032B-A	Contr. Sub - Poss Analogues or Schedules 1-4	2 ATTEMPTS
333.74032B1	Contr. Sub - Poss Methamphetamine/ Ecstasy	10 ATTEMPTS
333.74032D	Contr. Sub - Poss Marijuana	1 ATTEMPTS
333.7405D	Contr. Sub - Maintaining a Drug House	2 ATTEMPTS
333.74071C	Contr. Sub - Obtain by Fraud	4 ATTEMPTS
333.7407A1-A	Contr. Sub - Attempt Felony	LIFE ATTEMPTS
333.74101-A	Contr. Sub - Delivery to Minor (Narcotic/ Cocaine) < 50 Grams	40 ATTEMPTS

TOTAL*	.5	1	1.5	2	2.5	3	3.5	4	4.5	5	10	15	20	25	>25	LIFE	AVG
2,163	31	198	266	389	105	155	49	87	47	110	265	105	88	49	34	176	5.4
2,107	27	185	251	384	102	151	48	87	47	110	265	105	87	49	34	175	5.5
47	4	13	15	5	3	4	1						1			1	1.8
11			1	1	4	3	1	1									2.7
1				1													2.0
1			1														1.5
1			1														1.5
1				1													1.7
2						1	1										3.1
10		1		2		4		2		1							3.0
1				1													1.9
1								1									3.6
1									1								4.3
1										1							5.0
5				1		2		1			1						3.8
57	3	18	16	16	1	2	1										1.4
2	1		1														.8
1		1															1.0
11			1	6	1	1	1				1						2.6
2			2														1.4
1		1															1.0
1			1														1.3
5			3	2													1.6
2		1				1											1.9
1												1					15.0

NOTE: Be sure to check for related offense codes when examining a particular type of crime. They may or may not be in sequential order or even on the same page.

C2 2006 Prisoner Population by Minimum Term Distribution — All Offenses: Female Totals Only

Page 3 of 10

C - 65

GRAND TOTALS		
VIOLATIONS		
ATTEMPTS		
Max. Penalty		
333.74102-A	Contr. Sub - Del School/Library Prop (Narc/Cocaine) < 50 Grams	60 ATTEMPTS
333.74103	Contr. Sub - Poss w/Int Del School/Library (Narc/Cocaine) < 50 Grams	40 ATTEMPTS
333.74132	Contr. Sub - 2nd+ Offense - Double Penalty	LIFE ATTEMPTS
445.65	Identity Theft	5 ATTEMPTS
445.67	Identity Theft - Obtain/Possess/Transfer ID w/Intent	5 ATTEMPTS
500.45111	Insurance - Fraudulent Acts	4 ATTEMPTS
750.110-A	Break & Enter - Unoccupied Bldg. w/Intent	10 ATTEMPTS
750.110	Break & Enter - A Building w/Intent	15 ATTEMPTS
750.110A2	Home Invasion - 1st Degree	20 ATTEMPTS
750.110A3	Home Invasion - 2nd Degree	15 ATTEMPTS
750.110A4	Home Invasion - 3rd Degree	5 ATTEMPTS
750.111	Break & Enter - Entry w/o Breaking w/Intent	5 ATTEMPTS
750.116	Burglar's Tools - Possession	10 ATTEMPTS
750.1313C	Check - Non-Sufficient Funds \$500 or More	2 ATTEMPTS
750.131A1	Check - No Account	2 ATTEMPTS
750.131A2	Check - Non-Sufficient Funds - 3 Within 10 Days	2 ATTEMPTS
750.136B2	Child Abuse - 1st Degree	15 ATTEMPTS
750.136B3	Child Abuse - 2nd Degree	4 ATTEMPTS
750.136B4	Child Abuse - 3rd Degree	2 ATTEMPTS
750.145C2	Child Sexually Abusive Activity	20 ATTEMPTS

TOTAL*	.5	1	1.5	2	2.5	3	3.5	4	4.5	5	10	15	20	25	>25	LIFE	AVG
2,163	31	198	266	389	105	155	49	87	47	110	265	105	88	49	34	176	5.4
2,107	27	185	251	384	102	151	48	87	47	110	265	105	87	49	34	175	5.5
47	4	13	15	5	3	4	1						1			1	1.8
1				1													2.0
1				1													2.0
3		1	1	1													1.5
11		3	3	2	3												1.7
1		1															.9
2				1	1												2.2
1	1																.1
1				1													2.0
1	1																.2
15	2	1	1	5	1	1		1	1	2							2.3
1						1											3.0
58		3	1	2	1	13	3	3	6	6	18		1	1			5.1
1		1															.8
55	1	5	4	16	6	8	2	3	3	2	5						2.8
1					1												2.5
5		2		1	1		1										1.8
1		1															1.0
2			1	1													1.5
1			1														1.3
7		2	3	1		1											1.4
5	1	2		2													1.3
30			1			2	2	1		5	18	1					6.5
7		1		4	2												1.9
1			1														1.3
3			3														1.3
3											3						7.1

NOTE: Be sure to check for related offense codes when examining a particular type of crime. They may or may not be in sequential order or even on the same page.

C2 2006 Prisoner Population by Minimum Term Distribution — All Offenses: Female Totals Only

Page 4 of 10

C - 66

		GRAND TOTALS
		VIOLATIONS
		ATTEMPTS
		Max. Penalty
750.145D2F	Computer/Internet - Comm w/Other Plan	20
	Crime Max 15+ yrs	ATTEMPTS
750.157A	Compounding Offenses	5
		ATTEMPTS
750.157B2	Homicide - Solicitation of Murder	LIFE
		ATTEMPTS
750.157N1	Financial Transaction Device - Steal/	4
	Retain w/o Consent	ATTEMPTS
750.157N2	Financial Transaction Device - Possess	4
	Fraudulent One	ATTEMPTS
750.157P	Financial Transaction Device - Possess	4
	w/Intent to Use/Sell	ATTEMPTS
750.157Q	Financial Transaction Device - Illegal	4
	Sale/Use	ATTEMPTS
750.159I1	Criminal Enterprise - Conducting	20
		ATTEMPTS
750.160	Dead Bodies - Disinterment and	10
	Mutilation	ATTEMPTS
750.174-B	Embezzlement - Agent or Trustee	10
	Over \$100	ATTEMPTS
750.174	Embezzlement - Agent or Trustee	10
		ATTEMPTS
750.1744A	Embezzlement - Agent or Trustee	5
	\$1,000 - < \$20,000	ATTEMPTS
750.1745A	Embezzlement - Agent or Trustee	10
	\$20,000 - < \$50,000	ATTEMPTS
750.1745B	Embezzlement - Agent or Trustee	10
	\$1,000 - < \$20,000, 3rd+ Offense	ATTEMPTS
750.174A4A	Embezzlement - Vulnerable Adult	5
	\$1,000 - < \$20,000	ATTEMPTS
750.174A5A	Embezzlement - Vulnerable Adult	10
	\$20,000 or More	ATTEMPTS
750.176	Embezzlement - Administrator/Executor/	10
	Guardian	ATTEMPTS
750.183-A	Escape - Aiding Prisoner - Felony	7
		ATTEMPTS
750.188	Escape - Officer Voluntarily Allowing	LIFE
		ATTEMPTS
750.193	Escape - Prison	5
		ATTEMPTS

TOTAL*	.5	1	1.5	2	2.5	3	3.5	4	4.5	5	10	15	20	25	>25	LIFE	AVG
2,163	31	198	266	389	105	155	49	87	47	110	265	105	88	49	34	176	5.4
2,107	27	185	251	384	102	151	48	87	47	110	265	105	87	49	34	175	5.5
47	4	13	15	5	3	4	1						1			1	1.8
1				1													1.7
2																2	
6						1				1	2		1		1		12.6
11	2	2	3	3	1												1.2
1		1															1.0
1		1															1.0
5		1	3	1													1.3
2		1	1														1.2
5										2	3						5.7
1										1							4.8
1				1													1.7
1							1										3.3
10		1	2	3	1	2		1									2.1
1				1													1.7
15				3	3	3		2		3	1						3.4
1											1						6.3
2						1					1						4.5
1				1													1.8
1											1						7.0
1			1														1.4
2										2							4.7
1											1						6.0
8	1	3	2	2													1.1

NOTE: Be sure to check for related offense codes when examining a particular type of crime. They may or may not be in sequential order or even on the same page.

C2 2006 Prisoner Population by Minimum Term Distribution — All Offenses: Female Totals Only

Page 5 of 10

C - 67

GRAND TOTALS		
VIOLATIONS		
ATTEMPTS		
Max. Penalty		
750.1952	Escape - From Felony Jail Sentence	4
	ATTEMPTS	
750.197C-A	Assault of Prison Employee	4
	ATTEMPTS	
750.197C	Escape - From Jail Through Violence or	4
	Assault Prison Employee	ATTEMPTS
750.199A	Bond - Absconding or Forfeiting	4
	ATTEMPTS	
750.213	Extortion	20
	ATTEMPTS	
750.2184A	False Pretenses - \$1,000 - < \$20,000	5
	ATTEMPTS	
750.2184B	False Pretenses - \$200 - < \$1,000,	5
	2nd Offense	ATTEMPTS
750.2185A	False Pretenses - \$20,000 or More	10
	ATTEMPTS	
750.219A2C1	Telecommunications - Avoid Payment	5
	\$1,000 - < \$20,000	ATTEMPTS
750.224F	Weapons - Firearms, Possess by Felon	5
	ATTEMPTS	
750.227	Weapons - Carrying Concealed	5
	ATTEMPTS	
750.227B-A	Weapons - Felony Firearm	2
	ATTEMPTS	
750.234B	Weapons - Firearms, Discharge	4
	in/at Bldg.	ATTEMPTS
750.248	Forgery	14
	ATTEMPTS	
750.249	Uttering & Publishing	14
	ATTEMPTS	
750.285	Obtain Personal Identity Info w/o	5
	Permission	ATTEMPTS
750.316-A	Homicide - Murder 1st Degree,	LIFE
	Premeditated	ATTEMPTS
750.316-B	Homicide - Felony Murder	LIFE
	ATTEMPTS	
750.316-C	Homicide - Open Murder, Statutory	LIFE
	Short Form	ATTEMPTS
750.316	Homicide	LIFE
	ATTEMPTS	

TOTAL*	.5	1	1.5	2	2.5	3	3.5	4	4.5	5	10	15	20	25	>25	LIFE	AVG
2,163	31	198	266	389	105	155	49	87	47	110	265	105	88	49	34	176	5.4
2,107	27	185	251	384	102	151	48	87	47	110	265	105	87	49	34	175	5.5
47	4	13	15	5	3	4	1						1			1	1.8
5			4	1													1.4
11		5	1	2	1			2									1.8
2				2													2.0
6			3	3													1.5
2										1	1						7.5
10		2	4	2	1			1									1.7
1		1															1.0
1				1													2.0
5	1		1	2				1									1.9
1	1																.5
4		1		2		1											2.0
6		1	3	2													1.5
52				52													2.0
1				1													2.0
1		1															1.0
1		1															1.0
24		2	5	5	2	3		4		1	2						2.7
2			1			1											2.1
119	1	18	30	47	11	8		3		1							1.8
9		1	6	1		1											1.5
3		1			1					1							2.6
44						1										43	2.9
25																25	
12													1	1		10	21.2
59																59	
1																1	

NOTE: Be sure to check for related offense codes when examining a particular type of crime. They may or may not be in sequential order or even on the same page.

C2 2006 Prisoner Population by Minimum Term Distribution — All Offenses: Female Totals Only

Page 6 of 10

C - 68

		GRAND TOTALS
		VIOLATIONS
		ATTEMPTS
		Max. Penalty
750.317	Homicide - Murder 2nd Degree	LIFE
		ATTEMPTS
750.321-A	Homicide - Manslaughter, Statutory	15
	Short Form	ATTEMPTS
750.321-C	Homicide - Manslaughter, Involuntary	15
		ATTEMPTS
750.321-E	Homicide - Manslaughter with Motor	15
	Vehicle	ATTEMPTS
750.321	Homicide - Manslaughter	15
		ATTEMPTS
750.324	Homicide - Negligent Homicide	2
		ATTEMPTS
750.338B	Gross Indecency Male and Female,	5
	Commit/Procure	ATTEMPTS
750.349	Kidnapping	LIFE
		ATTEMPTS
750.349A	Prisoner Taking a Hostage	LIFE
		ATTEMPTS
750.356	Larceny	10
		ATTEMPTS
750.3562B	Larceny - \$1,000 - < \$20,000, 3rd+ Offense	10
		ATTEMPTS
750.3563A	Larceny - \$1,000 - < \$20,000	5
		ATTEMPTS
750.356A3	Break and Enter - Vehicle With Damage	5
		ATTEMPTS
750.356C	Retail Fraud - 1st Degree	5
		ATTEMPTS
750.357	Larceny from Person	10
		ATTEMPTS
750.357B	Weapons - Firearms - Larceny	5
		ATTEMPTS
750.360	Larceny in Building	4
		ATTEMPTS
750.3623A	Larceny By Conversion \$1,000 - < \$20,000	5
		ATTEMPTS
750.362A3A	Failure to Return Rented Property	5
	\$1,000 - < \$20,000	ATTEMPTS
750.3633A	Larceny by False Personation	5
	\$1,000 - < \$20,000	ATTEMPTS

TOTAL*	.5	1	1.5	2	2.5	3	3.5	4	4.5	5	10	15	20	25	>25	LIFE	AVG
2,163	31	198	266	389	105	155	49	87	47	110	265	105	88	49	34	176	5.4
2,107	27	185	251	384	102	151	48	87	47	110	265	105	87	49	34	175	5.5
47	4	13	15	5	3	4	1						1			1	1.8
226				1		2		1		5	25	47	58	35	29	23	19.3
1													1				20.0
34			1	1	1	4	3	1	3	8	11	1					5.2
15			1	1	2		1	1	1	3	5						4.7
7			1				1			1	4						5.8
7					1			1		2	2	1					7.0
3		1	2														1.2
1		1															1.0
9			1							2		1	1		1	3	13.9
1												1					14.5
1			1														1.5
1								1									4.0
4				4													1.9
1	1																.1
98	3	22	25	28	7	8		2	1		2						1.8
25		2	5	7		4	1	4		1	1						2.5
3			1		1	1											2.3
2			1								1						5.7
22	1	3	7	7	2	2											1.6
1		1															.8
1			1														1.5
2		1				1											1.7
1			1														1.3

NOTE: Be sure to check for related offense codes when examining a particular type of crime. They may or may not be in sequential order or even on the same page.

C2 2006 Prisoner Population by Minimum Term Distribution — All Offenses: Female Totals Only

Page 7 of 10

C - 69

GRAND TOTALS		
VIOLATIONS		
ATTEMPTS		
Max. Penalty		
750.377A1B1	Malicious Destruction Personal Property \$1,000 - < \$20,000	5 ATTEMPTS
750.377B	Malicious Destruction Fire/Police Property	4 ATTEMPTS
750.3802A	Malicious Destruction Building \$20,000 or More	10 ATTEMPTS
750.411A1B	False Report of a Felony	4 ATTEMPTS
750.411A3A	False Report/Threat of Bomb/Harmful Device	4 ATTEMPTS
750.411I	Stalking - Aggravated	5 ATTEMPTS
750.413	Motor Vehicle - Unlawfully Driving Away	5 ATTEMPTS
750.414	Motor Vehicle - Unlawful Use	2 ATTEMPTS
750.422-A	Perjury - Court Proceeding Capital Crime	LIFE ATTEMPTS
750.451-D	Prostitution - 3rd+ Offense	2 ATTEMPTS
750.451	Prostitution	2 ATTEMPTS
750.459	Prostitution - Transporting Female (perhaps compel)	20 ATTEMPTS
750.479A3	Police Officer - Fleeing (Penal Code) 3rd Degree	5 ATTEMPTS
750.479B2	Peace Officer - Disarming Firearm	10 ATTEMPTS
750.483A6B	Tamper w/Evidence - Criminal Case Max >10 yr Term	10 ATTEMPTS
750.505-A	Obstruction of Justice	5 ATTEMPTS
750.505-B	Accessory After the Fact to Felony	5 ATTEMPTS
750.520	Rape	LIFE ATTEMPTS
750.520B	CSC - 1st Degree - Multiple Variables	LIFE ATTEMPTS
750.520B1A	CSC - 1st Degree - Person Under 13	LIFE ATTEMPTS

TOTAL*	.5	1	1.5	2	2.5	3	3.5	4	4.5	5	10	15	20	25	>25	LIFE	AVG
2,163	31	198	266	389	105	155	49	87	47	110	265	105	88	49	34	176	5.4
2,107	27	185	251	384	102	151	48	87	47	110	265	105	87	49	34	175	5.5
47	4	13	15	5	3	4	1						1			1	1.8
5		1	4														1.3
5		2	1	1		1											1.6
1			1														1.5
3		1	1	1													1.5
1									1								4.3
6			3			1	1	1									2.4
15		2	5	6	2												1.6
2			1		1												1.7
2						1					1						4.7
8		1	5	2													1.4
1		1															.8
1												1					10.8
9			2	4	1	1					1						2.6
1					1												2.5
1			1														1.5
1											1						6.3
7		2		3	1		1										1.9
1											1						5.9
14											3	1	5	1	1	3	17.7
25				1					1	1	8	5	6	3			13.3

NOTE: Be sure to check for related offense codes when examining a particular type of crime. They may or may not be in sequential order or even on the same page.

C2 2006 Prisoner Population by Minimum Term Distribution — All Offenses: Female Totals Only

Page 8 of 10

C - 70

GRAND TOTALS		
VIOLATIONS		
ATTEMPTS		
Max. Penalty		
750.520B1B	CSC - 1st Degree - Relationship	LIFE ATTEMPTS
750.520B1D	CSC - 1st Degree - Accomplices	LIFE ATTEMPTS
750.520B1F	CSC - 1st Degree - Personal Injury	LIFE ATTEMPTS
750.520C	CSC - 2nd Degree - Multiple Variables	15 ATTEMPTS
750.520C1A	CSC - 2nd Degree - Person Under 13	15 ATTEMPTS
750.520C1B	CSC - 2nd Degree - Relationship	15 ATTEMPTS
750.520C1C	CSC - 2nd Degree - During Felony	15 ATTEMPTS
750.520C1D	CSC - 2nd Degree - Accomplices	15 ATTEMPTS
750.520D	CSC - 3rd Degree - Multiple Variables	15 ATTEMPTS
750.520D1A	CSC - 3rd Degree - Person 13-15	15 ATTEMPTS
750.520D1B	CSC - 3rd Degree - Force/Coercion	15 ATTEMPTS
750.520D1D	CSC - 3rd Degree - Incest	15 ATTEMPTS
750.520E	CSC - 4th Degree - Multiple Variables	2 ATTEMPTS
750.520E1G	CSC - 4th Degree - Incest	2 ATTEMPTS
750.520G1	CSC - Assault w/Intent to Commit Sexual Penetration	10 ATTEMPTS
750.529	Robbery - Armed	LIFE ATTEMPTS
750.529A	Carjacking	LIFE ATTEMPTS
750.530	Robbery - Unarmed	15 ATTEMPTS
750.531-A	Bank Robbery	LIFE ATTEMPTS
750.531-B	Safe Breaking	LIFE ATTEMPTS

TOTAL*	.5	1	1.5	2	2.5	3	3.5	4	4.5	5	10	15	20	25	>25	LIFE	AVG
2,163	31	198	266	389	105	155	49	87	47	110	265	105	88	49	34	176	5.4
2,107	27	185	251	384	102	151	48	87	47	110	265	105	87	49	34	175	5.5
47	4	13	15	5	3	4	1						1			1	1.8
6											5	1					8.3
7							1	1			1	2		2			13.9
1								1									4.0
2				1		1											2.5
19				4	1	2	1	2		5	3		1				5.2
5				2		1		1			1						3.3
1						1											3.0
1							1										3.3
5		2						1			2						4.6
16		2	1	5		3	1	1		1	2						2.8
1			1														1.2
3		1				1			1								2.7
2					1						1						4.8
1		1															1.0
1			1														1.3
9		1	4	2					1		1						2.4
131			2	3	7	2	9	13	13	13	44	15	6		1	3	7.1
11			1		1		1			2	3	1	1	1			8.6
58	1	2	6	13	5	10	2	7	2	2	8						3.2
11		1	2		1	1		1		3	2						3.9
1				1													2.0

NOTE: Be sure to check for related offense codes when examining a particular type of crime. They may or may not be in sequential order or even on the same page.

C2 2006 Prisoner Population by Minimum Term Distribution — All Offenses: Female Totals Only

Page 9 of 10

C - 71

		GRAND TOTALS
		VIOLATIONS
		ATTEMPTS
		Max. Penalty
750.531	Bank Robbery/Safe Breaking	LIFE
		ATTEMPTS
750.5352A	Stolen Property - Rec & Conc \$20,000 or More	10
		ATTEMPTS
750.5353A	Stolen Property - Rec & Conc \$1,000 - < \$20,000	5
		ATTEMPTS
750.5357	Stolen Property - Rec & Conc Motor Vehicle	5
		ATTEMPTS
750.535B	Weapons - Firearms - Receive & Conceal	10
		ATTEMPTS
750.72-A	Arson - Dwelling House	20
		ATTEMPTS
750.72	Arson Dwelling House/Curtilage	20
		ATTEMPTS
750.73	Arson - Real Property	10
		ATTEMPTS
750.75	Arson - Insured Property	10
		ATTEMPTS
750.77	Arson - Prepare to Burn Property	10
		ATTEMPTS
750.771D1	Arson - Prepare to Burn Property \$20,000 or More	10
		ATTEMPTS
750.814	Domestic Violence, 3rd Offense	2
		ATTEMPTS
750.81A3	Domestic Violence - Aggravated 2nd Offense	2
		ATTEMPTS
750.81D1	Police Officer - Assault/Resist/Obstruct	2
		ATTEMPTS
750.81D2	Police Officer - Assault/Resist/Obstruct Causing Injury	4
		ATTEMPTS
750.82	Felonious Assault	4
		ATTEMPTS
750.83	Assault w/Intent to Murder	LIFE
		ATTEMPTS
750.84	Assault w/Intent to do Great Body Harm Less Than Murder	10
		ATTEMPTS
750.85	Torture	LIFE
		ATTEMPTS
750.88	Assault w/Intent to Rob While Unarmed	15
		ATTEMPTS

TOTAL*	.5	1	1.5	2	2.5	3	3.5	4	4.5	5	10	15	20	25	>25	LIFE	AVG
2,163	31	198	266	389	105	155	49	87	47	110	265	105	88	49	34	176	5.4
2,107	27	185	251	384	102	151	48	87	47	110	265	105	87	49	34	175	5.5
47	4	13	15	5	3	4	1						1			1	1.8
1														1			25.0
1						1											3.0
5	1	2	1		1												1.1
5		3	1	1													1.2
2		2															1.0
1				1													1.6
19			3	3	2	1		2	3	1	3	1					4.3
1				1													2.0
3		1	1							1							2.5
7		1	2	3						1							2.0
1	1																.5
1								1									4.0
1	1																.5
1				1													1.9
2	1		1														1.0
1			1														1.3
14	1	2	10					1									1.3
3			2			1											1.9
17		5	5	4	1	1		1									1.6
1		1															.8
37						3			1	1	12	13	2	4	1		12.1
45		2	4	8	3	10	3	4	1	8	2						3.1
1			1														1.1
1												1					15.0
9		1			1	2				1	4						4.4

NOTE: Be sure to check for related offense codes when examining a particular type of crime. They may or may not be in sequential order or even on the same page.

C2 2006 Prisoner Population by Minimum Term Distribution — All Offenses: Female Totals Only

Page 10 of 10

		GRAND TOTALS	
		VIOLATIONS	
		ATTEMPTS	
		Max. Penalty	
750.89	Assault w/Intent to Rob While Armed	LIFE ATTEMPTS	
750.91	Homicide - Attempted Murder	LIFE ATTEMPTS	
752.7972A	Computers - Unauthorized Access	5 ATTEMPTS	
752.7973D	Computers - Use to Commit Crime	7 ATTEMPTS	
	Max 4 - < 10 yrs		
752.7973F	Computers - Use to Commit Crime	20 ATTEMPTS	
	Max 20 yrs or More		
800.2814	Prisons - Prisoner Possessing Contraband	5 ATTEMPTS	
801.2631	Jail - Furnish Contraband to Prisoner	5 ATTEMPTS	

TOTAL*	.5	1	1.5	2	2.5	3	3.5	4	4.5	5	10	15	20	25	>25	LIFE	AVG
2,163	31	198	266	389	105	155	49	87	47	110	265	105	88	49	34	176	5.4
2,107	27	185	251	384	102	151	48	87	47	110	265	105	87	49	34	175	5.5
47	4	13	15	5	3	4	1						1			1	1.8
24		1			1		1	1	1	2	10	7					7.8
5											3	1				1	9.3
1		1															1.0
2				1			1										2.4
1											1						6.0
2	1		1														.6
1						1											3.0

NOTE: Be sure to check for related offense codes when examining a particular type of crime. They may or may not be in sequential order or even on the same page.

*Prisoners with Insufficient Information = 9

Largest minimum term for each prisoner is reported.

When minimum terms exceed maximum penalties, that may be due to anomalies in criminal justice practices, habitualized offenses, database errors, etc.

Each minimum term category is rounded up from the preceding category (for example, the ten-year category includes all minimums longer than five years up to exactly ten years).

Minimum term averages are based on raw data (with life sentences excluded from the calculations).

Source: Corrections Management Information System (CMIS)

C3a Age Breakdown of Total Prisoner Population by Location as of December 2006

Page 1 of 3

C - 73

INSTITUTION	< 20	20-24	25-29	30-34	35-39	40-44	45-49	50-54	55-59	60-64	65-69	70-74	75-79	80+	MED AGE	AVG AGE	COUNT
Alger Max Corr Fac (LMF)	2 0.4%	44 8.3%	118 22.4%	100 19.0%	96 18.2%	82 15.6%	43 8.2%	24 4.6%	14 2.7%	2 0.4%	2 0.4%				34	35.6	527
Baraga Max Corr Fac (AMF)	9 1.0%	110 12.5%	200 22.7%	193 21.9%	127 14.4%	113 12.8%	76 8.6%	28 3.2%	14 1.6%	6 0.7%	4 0.5%				33	34.2	880
Bellamy Creek Corr Fac (IBC)	59 3.2%	408 6.3%	385 4.5%	313 4.2%	227 2.9%	203 2.8%	139 2.5%	72 2.0%	29 1.5%	20 2.1%	3 0.6%	3 1.5%			31	32.7	1,861
Boyer Road Corr Fac (OTF)	3 0.3%	96 8.6%	152 13.6%	167 14.9%	199 17.8%	189 16.9%	143 12.8%	82 7.3%	41 3.7%	29 2.6%	11 1.0%	7 0.6%		1 0.1%	38	38.7	1,120
Carson City Corr Fac (DRF)	12 1.0%	139 11.3%	215 17.4%	181 14.7%	181 14.7%	171 13.9%	139 11.3%	101 8.2%	46 3.7%	23 1.9%	20 1.6%	4 0.3%		2 0.2%	36	37.6	1,234
Chippewa Corr Facility (URF)	15 1.3%	192 17.1%	265 23.6%	188 16.8%	159 14.2%	129 11.5%	77 6.9%	50 4.5%	33 2.9%	8 0.7%	3 0.3%	3 0.3%			32	33.8	1,122
Cooper Street Corr Fac (JCS)	26 1.8%	172 12.1%	244 17.2%	218 15.4%	235 16.5%	199 14.0%	174 12.3%	87 6.1%	39 2.7%	13 0.9%	5 0.4%	5 0.4%	3 0.2%		36	36.3	1,420
Deerfield Corr Fac (ITF)	18 1.6%	138 12.4%	176 15.8%	158 14.1%	167 15.0%	161 14.4%	128 11.5%	83 7.4%	41 3.7%	29 2.6%	9 0.8%	7 0.6%	1 0.1%	1 0.1%	36	37.4	1,117
Earnest C. Brooks Corr Fac (LRF)	9 0.7%	136 11.1%	217 17.7%	149 12.1%	203 16.5%	189 15.4%	131 10.7%	98 8.0%	57 4.6%	24 2.0%	12 1.0%	1 0.1%	2 0.2%		37	37.6	1,228
Egeler Reception & Guid (RGC)	91 5.3%	304 17.9%	267 15.7%	249 14.6%	211 12.4%	197 11.6%	171 10.0%	92 5.4%	40 2.4%	29 1.7%	22 1.3%	13 0.8%	12 0.7%	4 0.2%	34	35.3	1,702
Female Camps (FCP)	12 1.7%	116 16.7%	176 25.3%	143 20.5%	110 15.8%	74 10.6%	38 5.5%	15 2.2%	10 1.4%	1 0.1%	1 0.1%				31	32.4	696
Female Elec. Monitoring (FEM)		2 20.0%	1 10.0%	1 10.0%		2 20.0%	1 10.0%	1 10.0%	1 10.0%	1 10.0%					44	41.4	10
Female Residential Ctrs (FCC)				1 100.0%											30	30.0	1
Florence Crane Corr Fac (ACF)	11 1.0%	92 8.7%	147 14.0%	147 14.0%	144 13.7%	163 15.5%	152 14.4%	96 9.1%	60 5.7%	19 1.8%	12 1.1%	7 0.7%	1 0.1%	1 0.1%	39	39.1	1,052
G. Robert Cotton Corr Fac (JCF)	29 1.6%	200 11.1%	231 12.8%	205 11.3%	260 14.4%	261 14.4%	224 12.4%	189 10.5%	91 5.0%	50 2.8%	38 2.1%	20 1.1%	7 0.4%	2 0.1%	39	39.7	1,807
Gus Harrison Corr Fac (ARF)	12 1.1%	134 12.0%	169 15.1%	137 12.2%	156 13.9%	170 15.2%	155 13.8%	103 9.2%	45 4.0%	20 1.8%	15 1.3%	2 0.2%	2 0.2%		38	38.2	1,120
Hiawatha Corr Fac (HTF)	9 0.8%	110 9.8%	167 15.0%	178 15.9%	176 15.8%	187 16.7%	120 10.7%	90 8.1%	50 4.5%	14 1.3%	11 1.0%	2 0.2%	3 0.3%		37	37.9	1,117
Huron Valley Complex - Men (HVM)	4 0.8%	43 8.6%	78 15.5%	70 13.9%	72 14.3%	68 13.5%	62 12.4%	50 10.0%	22 4.4%	9 1.8%	9 1.8%	7 1.4%	4 0.8%	4 0.8%	38	39.8	502
Huron Valley Complex - Women (WHV)	6 0.7%	65 7.5%	112 12.9%	135 15.5%	170 19.5%	158 18.1%	111 12.7%	66 7.6%	25 2.9%	12 1.4%	8 0.9%	2 0.2%		1 0.1%	38	38.3	871
Ionia Max Corr Fac (ICF)	14 2.1%	81 12.1%	116 17.4%	98 14.7%	120 18.0%	88 13.2%	65 9.7%	50 7.5%	21 3.1%	8 1.2%	7 1.0%				35	36.2	668
Kinross Corr Fac (KCF)	10 0.6%	163 9.2%	293 16.5%	282 15.9%	279 15.7%	269 15.2%	206 11.6%	133 7.5%	72 4.1%	38 2.1%	19 1.1%	5 0.3%	4 0.2%		37	38.0	1,773
Lakeland Corr Fac (LCF)	13 1.0%	119 8.9%	175 13.1%	182 13.6%	204 15.3%	173 12.9%	153 11.5%	116 8.7%	70 5.2%	50 3.7%	34 2.5%	22 1.6%	21 1.6%	4 0.3%	39	40.7	1,336

C3a Age Breakdown of Total Prisoner Population by Location as of December 2006

Page 2 of 3

INSTITUTION	< 20	20-24	25-29	30-34	35-39	40-44	45-49	50-54	55-59	60-64	65-69	70-74	75-79	80+	MED AGE	AVG AGE	COUNT
Macomb Corr Fac (MRF)	16 1.3%	134 11.0%	199 16.3%	164 13.4%	208 17.0%	187 15.3%	137 11.2%	95 7.8%	56 4.6%	17 1.4%	7 0.6%	1 0.1%			37	37.3	1,221
Male Camps (CMP)	24 1.1%	357 16.7%	482 22.6%	356 16.7%	370 17.3%	277 13.0%	156 7.3%	74 3.5%	30 1.4%	8 0.4%	1 0.0%				32	33.4	2,135
Male Elec. Monitoring (MEM)		4 9.3%	6 14.0%	8 18.6%	7 16.3%	6 14.0%	4 9.3%	6 14.0%	1 2.3%	1 2.3%					37	38.3	43
Male Residential Ctrs (MCC)		2 28.6%		2 28.6%	2 28.6%	1 14.3%									33	32.6	7
Marquette Branch Prison (MBP)	10 0.8%	168 14.2%	189 15.9%	183 15.4%	165 13.9%	169 14.2%	111 9.4%	88 7.4%	58 4.9%	34 2.9%	5 0.4%	4 0.3%	1 0.1%	2 0.2%	36	37.2	1,187
Mid-Mich Corr Fac (STF)	11 1.0%	106 9.5%	165 14.8%	159 14.2%	189 16.9%	185 16.6%	146 13.1%	72 6.4%	43 3.8%	22 2.0%	11 1.0%	2 0.2%	3 0.3%	3 0.3%	38	38.2	1,117
Mound Corr Fac (NRF)	10 1.0%	86 8.2%	136 13.0%	156 15.0%	217 20.8%	163 15.6%	123 11.8%	89 8.5%	34 3.3%	17 1.6%	6 0.6%	5 0.5%	1 0.1%		37	38.2	1,043
Muskegon Corr Fac (MCF)	14 1.1%	105 7.9%	177 13.3%	205 15.4%	206 15.5%	183 13.8%	163 12.3%	120 9.0%	93 7.0%	44 3.3%	9 0.7%	5 0.4%	3 0.2%		39	39.4	1,327
Newberry Corr Fac (NCF)	23 2.4%	153 15.6%	202 20.7%	152 15.5%	138 14.1%	132 13.5%	76 7.8%	58 5.9%	26 2.7%	13 1.3%	4 0.4%	1 0.1%			33	34.7	978
Oaks Corr Fac (ECF)	12 1.3%	175 19.1%	231 25.2%	130 14.2%	126 13.7%	94 10.3%	71 7.7%	38 4.1%	24 2.6%	13 1.4%	1 0.1%	1 0.1%	1 0.1%		31	33.6	917
Ojibway Corr Fac (OCF)	13 1.2%	150 13.8%	202 18.6%	157 14.5%	188 17.3%	148 13.7%	112 10.3%	70 6.5%	24 2.2%	15 1.4%	5 0.5%				35	35.6	1,084
Parnall Corr Fac (SMT)	3 0.2%	73 5.4%	131 9.7%	148 10.9%	202 14.9%	225 16.6%	191 14.1%	145 10.7%	110 8.1%	65 4.8%	31 2.3%	14 1.0%	8 0.6%	6 0.4%	42	42.7	1,352
Parr Highway Corr Fac (ATF)	13 1.2%	100 9.0%	160 14.3%	149 13.3%	163 14.6%	179 16.0%	156 14.0%	97 8.7%	57 5.1%	22 2.0%	12 1.1%	8 0.7%		1 0.1%	39	38.9	1,117
Pine River Corr Fac (SPR)	12 1.1%	139 12.4%	189 16.9%	171 15.3%	162 14.5%	163 14.6%	137 12.3%	61 5.5%	40 3.6%	21 1.9%	17 1.5%	4 0.4%	1 0.1%		36	37.0	1,117
Pugsley Corr Fac (MPF)	10 0.9%	111 9.7%	188 16.4%	173 15.1%	169 14.7%	198 17.2%	144 12.5%	96 8.4%	31 2.7%	13 1.1%	12 1.0%	3 0.3%			37	37.6	1,148
Rich. A. Handlon Corr Fac (MTU)	68 5.2%	476 36.1%	349 26.5%	129 9.8%	106 8.0%	80 6.1%	56 4.3%	30 2.3%	17 1.3%	4 0.3%	2 0.2%				26	28.8	1,317
Riverside Corr Fac (RCF)	7 0.6%	77 6.7%	154 13.4%	169 14.8%	181 15.8%	179 15.6%	153 13.4%	110 9.6%	76 6.6%	25 2.2%	9 0.8%	4 0.3%	1 0.1%		39	39.6	1,145
Robert Scott Corr Fac (SCF)	12 1.4%	83 9.6%	132 15.3%	126 14.6%	162 18.8%	139 16.1%	96 11.1%	63 7.3%	30 3.5%	10 1.2%	8 0.9%	2 0.2%	1 0.1%		37	37.4	864
Ryan Corr Fac (RRF)	5 0.5%	85 8.1%	127 12.2%	146 14.0%	203 19.5%	154 14.8%	136 13.0%	89 8.5%	50 4.8%	35 3.4%	9 0.9%	3 0.3%	1 0.1%		38	39.2	1,043
Saginaw Corr Fac (SRF)	30 2.0%	185 12.6%	278 19.0%	230 15.7%	219 14.9%	203 13.8%	141 9.6%	86 5.9%	59 4.0%	17 1.2%	10 0.7%	6 0.4%	3 0.2%		35	36.1	1,467
Southern Mich Corr Fac (JMF)	12 0.8%	124 8.6%	177 12.3%	171 11.9%	201 14.0%	200 13.9%	192 13.4%	142 9.9%	109 7.6%	62 4.3%	25 1.7%	12 0.8%	6 0.4%	4 0.3%	40	40.9	1,437
St. Louis Corr Fac (SLF)	24 2.0%	283 23.3%	289 23.8%	191 15.7%	153 12.6%	112 9.2%	85 7.0%	45 3.7%	15 1.2%	15 1.2%	3 0.2%				30	32.3	1,215
Standish Max Corr Fac (SMF)	11 2.2%	77 15.4%	103 20.6%	66 13.2%	78 15.6%	69 13.8%	55 11.0%	25 5.0%	10 2.0%	5 1.0%	1 0.2%				34	34.8	500

C3a Age Breakdown of Total Prisoner Population by Location as of December 2006

Page 3 of 3

INSTITUTION	< 20	20-24	25-29	30-34	35-39	40-44	45-49	50-54	55-59	60-64	65-69	70-74	75-79	80+	MED AGE	AVG AGE	COUNT
Straits Corr Fac (KTF)	15 1.4%	124 11.8%	151 14.4%	164 15.6%	171 16.3%	153 14.6%	118 11.3%	76 7.3%	41 3.9%	22 2.1%	9 0.9%	2 0.2%	1 0.1%	1 0.1%	37	37.4	1,048
Thumb Corr Fac (TCF)	268 24.3%	135 12.3%	110 10.0%	94 8.5%	123 11.2%	107 9.7%	93 8.4%	89 8.1%	46 4.2%	22 2.0%	8 0.7%	5 0.5%	2 0.2%		32	33.3	1,102
West Shoreline Corr Fac (MTF)	5 0.4%	78 7.0%	140 12.5%	143 12.8%	165 14.7%	198 17.7%	135 12.1%	96 8.6%	74 6.6%	37 3.3%	31 2.8%	10 0.9%	4 0.4%	4 0.4%	40	41.0	1,120
Total	992 1.9%	6,454 12.6%	8,571 16.7%	7,437 14.5%	7,770 15.2%	7,150 14.0%	5,495 10.7%	3,586 7.0%	1,975 3.9%	964 1.9%	481 0.9%	202 0.4%	97 0.2%	41 0.1%	36	36.9	51,515*

SOURCE: Corrections Management Information System (CMIS).

*Cases with insufficient information = 300 (excluded from calculations).

C3b Age Breakdown of White Prisoner Population by Location as of December 2006

Page 1 of 3

C - 76

INSTITUTION	< 20	20-24	25-29	30-34	35-39	40-44	45-49	50-54	55-59	60-64	65-69	70-74	75-79	80+	MED AGE	AVG AGE	COUNT
Alger Max Corr Fac (LMF)		12 10.3%	34 29.1%	16 13.7%	14 12.0%	22 18.8%	6 5.1%	5 4.3%	6 5.1%	1 0.9%	1 0.9%				33	35.5	117
Baraga Max Corr Fac (AMF)	2 0.9%	34 14.6%	47 20.2%	43 18.5%	38 16.3%	27 11.6%	20 8.6%	7 3.0%	9 3.9%	2 0.9%	4 1.7%				34	35.2	233
Bellamy Creek Corr Fac (IBC)	17 2.3%	153 20.6%	151 20.3%	117 15.7%	97 13.1%	93 12.5%	62 8.3%	27 3.6%	13 1.7%	9 1.2%	2 0.3%	2 0.3%			32	33.4	743
Boyer Road Corr Fac (OTF)	2 0.3%	66 10.4%	77 12.1%	85 13.3%	109 17.1%	109 17.1%	82 12.9%	49 7.7%	24 3.8%	20 3.1%	9 1.4%	5 0.8%			38	39.0	637
Carson City Corr Fac (DRF)	3 0.6%	53 10.4%	67 13.2%	65 12.8%	74 14.6%	81 15.9%	70 13.8%	39 7.7%	25 4.9%	18 3.5%	10 2.0%	2 0.4%		1 0.2%	39	39.4	508
Chippewa Corr Facility (URF)	4 1.1%	69 18.4%	92 24.5%	48 12.8%	52 13.8%	41 10.9%	29 7.7%	19 5.1%	15 4.0%	5 1.3%	1 0.3%	1 0.3%			32	34.3	376
Cooper Street Corr Fac (JCS)	6 0.9%	86 12.4%	123 17.7%	113 16.3%	113 16.3%	95 13.7%	88 12.7%	39 5.6%	15 2.2%	8 1.2%	5 0.7%	1 0.1%	3 0.4%		35	36.3	695
Deerfield Corr Fac (ITF)	8 1.4%	72 12.3%	87 14.9%	79 13.5%	73 12.5%	87 14.9%	77 13.2%	47 8.0%	23 3.9%	20 3.4%	4 0.7%	5 0.9%	1 0.2%	1 0.2%	37	38.1	584
Earnest C. Brooks Corr Fac (LRF)	2 0.4%	53 9.5%	87 15.5%	62 11.1%	97 17.3%	97 17.3%	62 11.1%	46 8.2%	31 5.5%	15 2.7%	7 1.3%		1 0.2%		38	38.9	560
Egeler Reception & Guid (RGC)	29 3.7%	152 19.4%	127 16.2%	108 13.8%	89 11.4%	85 10.9%	74 9.5%	39 5.0%	23 2.9%	20 2.6%	16 2.0%	9 1.2%	9 1.2%	2 0.3%	34	36.1	782
Female Camps (FCP)	6 2.4%	44 17.3%	57 22.4%	43 16.9%	36 14.1%	33 12.9%	20 7.8%	10 3.9%	6 2.4%						32	33.3	255
Female Elec. Monitoring (FEM)		2 33.3%		1 16.7%		1 16.7%	1 16.7%		1 16.7%						37	37.8	6
Female Residential Ctrs (FCC)				1 100.0%											30	30.0	1
Florence Crane Corr Fac (ACF)	5 0.8%	57 9.1%	80 12.7%	80 12.7%	87 13.9%	104 16.6%	92 14.6%	59 9.4%	37 5.9%	10 1.6%	9 1.4%	6 1.0%	1 0.2%	1 0.2%	40	39.7	628
G. Robert Cotton Corr (JCF)	12 1.4%	90 10.1%	112 12.6%	91 10.2%	111 12.5%	130 14.6%	114 12.8%	109 12.3%	40 4.5%	33 3.7%	27 3.0%	14 1.6%	5 0.6%		41	40.9	888
Gus Harrison Corr Fac (ARF)	2 0.4%	57 10.8%	79 14.9%	66 12.5%	79 14.9%	88 16.6%	65 12.3%	48 9.1%	20 3.8%	12 2.3%	12 2.3%	1 0.2%			39	38.7	529
Hiawatha Corr Fac (HTF)	3 0.5%	65 10.0%	91 14.1%	74 11.4%	97 15.0%	130 20.1%	73 11.3%	57 8.8%	32 4.9%	12 1.9%	9 1.4%	1 0.2%	3 0.5%		39	39.1	647
Huron Valley Complex - Men (HVM)	3 1.4%	21 9.6%	30 13.8%	28 12.8%	28 12.8%	25 11.5%	27 12.4%	21 9.6%	11 5.0%	6 2.8%	7 3.2%	5 2.3%	3 1.4%	3 1.4%	39	41.2	218
Huron Valley Complex - Women (WHV)	1 0.2%	40 34.2%	70 2.0%	62 2.1%	88 2.6%	81 2.4%	64 2.3%	28 1.7%	16 1.6%	5 0.9%	6 1.7%	1 0.7%			38	38.0	462
Ionia Max Corr Fac (ICF)	6 2.3%	36 13.9%	41 15.8%	33 12.7%	51 19.7%	33 12.7%	24 9.3%	18 6.9%	11 4.2%	3 1.2%	3 1.2%				36	36.2	259
Kinross Corr Fac (KCF)	5 0.6%	93 10.8%	126 14.6%	120 13.9%	122 14.1%	128 14.8%	105 12.2%	69 8.0%	46 5.3%	26 3.0%	15 1.7%	4 0.5%	4 0.5%		38	38.9	863
Lakeland Corr Fac (LCF)	6 1.0%	53 8.7%	73 12.0%	74 12.2%	82 13.5%	74 12.2%	77 12.6%	52 8.5%	34 5.6%	25 4.1%	22 3.6%	15 2.5%	19 3.1%	3 0.5%	40	42.4	609
Macomb Corr Fac (MRF)	7 1.4%	59 11.8%	80 16.0%	52 10.4%	86 17.2%	89 17.8%	62 12.4%	31 6.2%	27 5.4%	3 0.6%	3 0.6%	1 0.2%			38	37.4	500

C3b Age Breakdown of White Prisoner Population by Location as of December 2006

Page 2 of 3

C - 77

INSTITUTION	< 20	20-24	25-29	30-34	35-39	40-44	45-49	50-54	55-59	60-64	65-69	70-74	75-79	80+	MED AGE	AVG AGE	COUNT
Male Camps (CMP)	9 1.0%	132 15.2%	164 18.8%	131 15.0%	159 18.3%	146 16.8%	82 9.4%	29 3.3%	12 1.4%	6 0.7%	1 0.1%				34	34.6	871
Male Elec. Monitoring (MEM)		4 17.4%	1 4.3%	5 21.7%	4 17.4%	4 17.4%	1 4.3%	3 13.0%		1 4.3%					35	37.3	23
Male Residential Ctrs (MCC)				2 40.0%	2 40.0%	1 20.0%									37	36.4	5
Marquette Branch Prison (MBP)	6 1.2%	64 13.1%	70 14.3%	70 14.3%	67 13.7%	68 13.9%	42 8.6%	45 9.2%	26 5.3%	21 4.3%	4 0.8%	3 0.6%	1 0.2%	2 0.4%	38	38.5	489
Mid-Mich Corr Fac (STF)	7 1.1%	67 10.1%	94 14.2%	81 12.2%	91 13.7%	119 17.9%	98 14.8%	45 6.8%	26 3.9%	20 3.0%	8 1.2%	1 0.2%	3 0.5%	3 0.5%	39	39.1	663
Mound Corr Fac (NRF)	3 1.2%	27 10.5%	39 15.1%	28 10.9%	52 20.2%	33 12.8%	33 12.8%	21 8.1%	11 4.3%	5 1.9%	4 1.6%				37	38.4	258
Muskegon Corr Fac (MCF)	9 1.5%	48 8.1%	66 11.1%	81 13.6%	98 16.5%	88 14.8%	71 12.0%	48 8.1%	43 7.2%	29 4.9%	6 1.0%	4 0.7%	3 0.5%		39	40.2	594
Newberry Corr Fac (NCF)	6 1.8%	50 14.8%	58 17.2%	48 14.2%	57 16.9%	50 14.8%	30 8.9%	20 5.9%	10 3.0%	7 2.1%	2 0.6%				35	35.8	338
Oaks Corr Fac (ECF)	3 1.1%	48 17.6%	62 22.8%	33 12.1%	43 15.8%	34 12.5%	23 8.5%	9 3.3%	8 2.9%	6 2.2%	1 0.4%	1 0.4%	1 0.4%		33	34.8	272
Ojibway Corr Fac (OCF)	6 1.3%	69 14.6%	82 17.4%	63 13.3%	70 14.8%	71 15.0%	54 11.4%	25 5.3%	17 3.6%	11 2.3%	4 0.8%				36	36.3	472
Parnall Corr Fac (SMT)	2 0.2%	46 5.7%	71 8.8%	84 10.4%	101 12.5%	122 15.0%	119 14.7%	89 11.0%	76 9.4%	49 6.0%	28 3.5%	11 1.4%	8 1.0%	5 0.6%	44	44.1	811
Parr Highway Corr Fac (ATF)	5 0.8%	62 9.9%	91 14.5%	73 11.6%	78 12.4%	94 14.9%	98 15.6%	54 8.6%	38 6.0%	18 2.9%	10 1.6%	7 1.1%		1 0.2%	40	39.8	629
Pine River Corr Fac (SPR)	5 0.8%	78 12.5%	106 16.9%	85 13.6%	78 12.5%	98 15.7%	85 13.6%	32 5.1%	24 3.8%	17 2.7%	13 2.1%	4 0.6%	1 0.2%		37	37.9	626
Pugsley Corr Fac (MPF)	3 0.5%	68 10.2%	107 16.1%	92 13.8%	93 14.0%	106 15.9%	97 14.6%	56 8.4%	22 3.3%	8 1.2%	11 1.7%	3 0.5%			37	38.3	666
Rich. A. Handlon Corr Fac (MTU)	31 5.0%	243 38.8%	150 24.0%	52 8.3%	56 8.9%	35 5.6%	26 4.2%	19 3.0%	10 1.6%	2 0.3%	2 0.3%				25	28.9	626
Riverside Corr Fac (RCF)	6 1.1%	35 6.4%	69 12.7%	82 15.1%	82 15.1%	87 16.0%	73 13.4%	49 9.0%	37 6.8%	13 2.4%	8 1.5%	2 0.4%	1 0.2%		39	39.9	544
Robert Scott Corr Fac (SCF)	6 1.5%	46 11.1%	57 13.8%	59 14.3%	80 19.4%	73 17.7%	39 9.4%	23 5.6%	18 4.4%	6 1.5%	4 1.0%	1 0.2%	1 0.2%		37	37.3	413
Ryan Corr Fac (RRF)	1 0.4%	29 10.5%	46 16.7%	33 12.0%	49 17.8%	38 13.8%	44 15.9%	13 4.7%	9 3.3%	9 3.3%	2 0.7%	3 1.1%			37	38.2	276
Saginaw Corr Fac (SRF)	12 1.9%	69 11.1%	98 15.8%	83 13.4%	85 13.7%	100 16.2%	77 12.4%	39 6.3%	32 5.2%	7 1.1%	9 1.5%	5 0.8%	3 0.5%		37	37.9	619
Southern Mich Corr Fac (JMF)	6 1.0%	52 8.6%	76 12.6%	65 10.8%	79 13.1%	87 14.5%	93 15.4%	49 8.1%	35 5.8%	32 5.3%	14 2.3%	6 1.0%	4 0.7%	4 0.7%	41	41.3	602
St. Louis Corr Fac (SLF)	7 1.8%	79 19.9%	88 22.2%	58 14.6%	56 14.1%	41 10.3%	30 7.6%	18 4.5%	9 2.3%	8 2.0%	3 0.8%				31	34.0	397
Standish Max Corr Fac (SMF)	3 1.8%	28 16.4%	36 21.1%	18 10.5%	25 14.6%	25 14.6%	19 11.1%	9 5.3%	4 2.3%	3 1.8%	1 0.6%				35	35.3	171
Straits Corr Fac (KTF)	5 1.0%	65 12.6%	65 12.6%	68 13.2%	74 14.3%	77 14.9%	66 12.8%	43 8.3%	29 5.6%	16 3.1%	6 1.2%	1 0.2%	1 0.2%	1 0.2%	38	38.7	517

C3b Age Breakdown of White Prisoner Population by Location as of December 2006

Page 3 of 3

INSTITUTION	< 20	20-24	25-29	30-34	35-39	40-44	45-49	50-54	55-59	60-64	65-69	70-74	75-79	80+	MED AGE	AVG AGE	COUNT
Thumb Corr Fac (TCF)	85 18.9%	64 14.3%	44 9.8%	28 6.2%	55 12.2%	49 10.9%	50 11.1%	41 9.1%	17 3.8%	7 1.6%	6 1.3%	2 0.4%	1 0.2%		35	34.6	449
West Shoreline Corr Fac (MTF)	2 0.3%	48 7.0%	69 10.1%	75 10.9%	91 13.3%	123 18.0%	86 12.6%	69 10.1%	53 7.7%	28 4.1%	26 3.8%	10 1.5%	3 0.4%	2 0.3%	42	42.5	685
Total	357 1.5%	2,888 12.5%	3,540 15.3%	2,958 12.8%	3,348 14.5%	3,422 14.8%	2,730 11.8%	1,667 7.2%	1,031 4.5%	582 2.5%	345 1.5%	139 0.6%	80 0.3%	29 0.1%	37	38.0	23,116

SOURCE: Corrections Management Information System (CMIS).

C3c Age Breakdown of Non-White Prisoner Population by Location as of December 2006

Page 1 of 3

C - 79

INSTITUTION	< 20	20-24	25-29	30-34	35-39	40-44	45-49	50-54	55-59	60-64	65-69	70-74	75-79	80+	MED AGE	AVG AGE	COUNT
Alger Max Corr Fac (LMF)	2 0.5%	32 7.8%	84 20.5%	84 20.5%	82 20.0%	60 14.6%	37 9.0%	19 4.6%	8 2.0%	1 0.2%	1 0.2%				35	35.6	410
Baraga Max Corr Fac (AMF)	7 1.1%	76 11.7%	153 23.6%	150 23.2%	89 13.8%	86 13.3%	56 8.7%	21 3.2%	5 0.8%	4 0.6%					32	33.8	647
Bellamy Creek Corr Fac (IBC)	42 3.8%	255 22.8%	234 20.9%	196 17.5%	130 11.6%	110 9.8%	77 6.9%	45 4.0%	16 1.4%	11 1.0%	1 0.1%	1 0.1%			30	32.3	1,118
Boyer Road Corr Fac (OTF)	1 0.2%	30 6.2%	75 15.5%	82 17.0%	90 18.6%	80 16.6%	61 12.6%	33 6.8%	17 3.5%	9 1.9%	2 0.4%	2 0.4%		1 0.2%	38	38.4	483
Carson City Corr Fac (DRF)	9 1.2%	86 11.8%	148 20.4%	116 16.0%	107 14.7%	90 12.4%	69 9.5%	62 8.5%	21 2.9%	5 0.7%	10 1.4%	2 0.3%		1 0.1%	35	36.4	726
Chippewa Corr Facility (URF)	11 1.5%	123 16.5%	173 23.2%	140 18.8%	107 14.3%	88 11.8%	48 6.4%	31 4.2%	18 2.4%	3 0.4%	2 0.3%	2 0.3%			32	33.6	746
Cooper Street Corr Fac (JCS)	20 2.8%	86 11.9%	121 16.7%	105 14.5%	122 16.8%	104 14.3%	86 11.9%	48 6.6%	24 3.3%	5 0.7%		4 0.6%			36	36.3	725
Deerfield Corr Fac (ITF)	10 1.9%	66 12.4%	89 16.7%	79 14.8%	94 17.6%	74 13.9%	51 9.6%	36 6.8%	18 3.4%	9 1.7%	5 0.9%	2 0.4%			36	36.5	533
Earnest C. Brooks Corr Fac (LRF)	7 1.0%	83 12.4%	130 19.5%	87 13.0%	106 15.9%	92 13.8%	69 10.3%	52 7.8%	26 3.9%	9 1.3%	5 0.7%	1 0.1%	1 0.1%		36	36.6	668
Egeler Reception & Guid (RGC)	62 6.7%	152 16.5%	140 15.2%	141 15.3%	122 13.3%	112 12.2%	97 10.5%	53 5.8%	17 1.8%	9 1.0%	6 0.7%	4 0.4%	3 0.3%	2 0.2%	34	34.6	920
Female Camps (FCP)	6 1.4%	72 16.3%	119 27.0%	100 22.7%	74 16.8%	41 9.3%	18 4.1%	5 1.1%	4 0.9%	1 0.2%	1 0.2%				31	31.9	441
Female Elec. Monitoring (FEM)			1 25.0%			1 25.0%		1 25.0%		1 25.0%					48	46.8	4
Florence Crane Corr Fac (ACF)	6 1.4%	35 8.3%	67 15.8%	67 15.8%	57 13.4%	59 13.9%	60 14.2%	37 8.7%	23 5.4%	9 2.1%	3 0.7%	1 0.2%			38	38.3	424
G. Robert Cotton Corr (JCF)	17 1.8%	110 12.0%	119 12.9%	114 12.4%	149 16.2%	131 14.3%	110 12.0%	80 8.7%	51 5.5%	17 1.8%	11 1.2%	6 0.7%	2 0.2%	2 0.2%	38	38.5	919
Gus Harrison Corr Fac (ARF)	10 1.7%	77 13.0%	90 15.2%	71 12.0%	77 13.0%	82 13.9%	90 15.2%	55 9.3%	25 4.2%	8 1.4%	3 0.5%	1 0.2%	2 0.3%		38	37.7	591
Hiawatha Corr Fac (HTF)	6 1.3%	45 9.6%	76 16.2%	104 22.1%	79 16.8%	57 12.1%	47 10.0%	33 7.0%	18 3.8%	2 0.4%	2 0.4%	1 0.2%			35	36.3	470
Huron Valley Complex - Men (HVM)	1 0.4%	22 7.7%	48 16.9%	42 14.8%	44 15.5%	43 15.1%	35 12.3%	29 10.2%	11 3.9%	3 1.1%	2 0.7%	2 0.7%	1 0.4%	1 0.4%	38	38.7	284
Huron Valley Complex - Women (WHV)	5 1.2%	25 6.1%	42 10.3%	73 17.8%	82 20.0%	77 18.8%	47 11.5%	38 9.3%	9 2.2%	7 1.7%	2 0.5%	1 0.2%		1 0.2%	38	38.6	409
Ionia Max Corr Fac (ICF)	8 2.0%	45 11.0%	75 18.3%	65 15.9%	69 16.9%	55 13.4%	41 10.0%	32 7.8%	10 2.4%	5 1.2%	4 1.0%				35	36.2	409
Kinross Corr Fac (KCF)	5 0.5%	70 7.7%	167 18.4%	162 17.8%	157 17.3%	141 15.5%	101 11.1%	64 7.0%	26 2.9%	12 1.3%	4 0.4%	1 0.1%			36	37.1	910
Lakeland Corr Fac (LCF)	7 1.0%	66 9.1%	102 14.0%	108 14.9%	122 16.8%	99 13.6%	76 10.5%	64 8.8%	36 5.0%	25 3.4%	12 1.7%	7 1.0%	2 0.3%	1 0.1%	38	39.2	727
Macomb Corr Fac (MRF)	9 1.2%	75 10.4%	119 16.5%	112 15.5%	122 16.9%	98 13.6%	75 10.4%	64 8.9%	29 4.0%	14 1.9%	4 0.6%				36	37.2	721
Male Camps (CMP)	15 1.2%	225 17.8%	318 25.2%	225 17.8%	211 16.7%	131 10.4%	74 5.9%	45 3.6%	18 1.4%	2 0.2%					31	32.6	1,264

C3c Age Breakdown of Non-White Prisoner Population by Location as of December 2006

Page 2 of 3

C - 80

INSTITUTION	< 20	20-24	25-29	30-34	35-39	40-44	45-49	50-54	55-59	60-64	65-69	70-74	75-79	80+	MED AGE	AVG AGE	COUNT
Male Elec. Monitoring (MEM)			5 25.0%	3 15.0%	3 15.0%	2 10.0%	3 15.0%	3 15.0%	1 5.0%						38	39.4	20
Male Residential Ctrs (MCC)		2 100.0%													23	23.0	2
Marquette Branch Prison (MBP)	4 0.6%	104 14.9%	119 17.0%	113 16.2%	98 14.0%	101 14.5%	69 9.9%	43 6.2%	32 4.6%	13 1.9%	1 0.1%	1 0.1%			35	36.3	698
Mid-Mich Corr Fac (STF)	4 0.9%	39 8.6%	71 15.6%	78 17.2%	98 21.6%	66 14.5%	48 10.6%	27 5.9%	17 3.7%	2 0.4%	3 0.7%	1 0.2%			36	36.9	454
Mound Corr Fac (NRF)	7 0.9%	59 7.5%	97 12.4%	128 16.3%	165 21.0%	130 16.6%	90 11.5%	68 8.7%	23 2.9%	12 1.5%	2 0.3%	3 0.4%	1 0.1%		38	38.2	785
Muskegon Corr Fac (MCF)	5 0.7%	57 7.8%	111 15.1%	124 16.9%	108 14.7%	95 13.0%	92 12.6%	72 9.8%	50 6.8%	15 2.0%	3 0.4%	1 0.1%			38	38.7	733
Newberry Corr Fac (NCF)	17 2.7%	103 16.1%	144 22.5%	104 16.3%	81 12.7%	82 12.8%	46 7.2%	38 5.9%	16 2.5%	6 0.9%	2 0.3%	1 0.2%			32	34.2	640
Oaks Corr Fac (ECF)	9 1.4%	127 19.7%	169 26.2%	97 15.0%	83 12.9%	60 9.3%	48 7.4%	29 4.5%	16 2.5%	7 1.1%					30	33.1	645
Ojibway Corr Fac (OCF)	7 1.1%	81 13.2%	120 19.6%	94 15.4%	118 19.3%	77 12.6%	58 9.5%	45 7.4%	7 1.1%	4 0.7%	1 0.2%				35	35.1	612
Parnall Corr Fac (SMT)	1 0.2%	27 5.0%	60 11.1%	64 11.8%	101 18.7%	103 19.0%	72 13.3%	56 10.4%	34 6.3%	16 3.0%	3 0.6%	3 0.6%		1 0.2%	40	40.7	541
Parr Highway Corr Fac (ATF)	8 1.6%	38 7.8%	69 14.1%	76 15.6%	85 17.4%	85 17.4%	58 11.9%	43 8.8%	19 3.9%	4 0.8%	2 0.4%	1 0.2%			37	37.9	488
Pine River Corr Fac (SPR)	7 1.4%	61 12.4%	83 16.9%	86 17.5%	84 17.1%	65 13.2%	52 10.6%	29 5.9%	16 3.3%	4 0.8%	4 0.8%				35	36.0	491
Pugsley Corr Fac (MPF)	7 1.5%	43 8.9%	81 16.8%	81 16.8%	76 15.8%	92 19.1%	47 9.8%	40 8.3%	9 1.9%	5 1.0%	1 0.2%				36	36.7	482
Rich. A. Handlon Corr Fac (MTU)	37 5.4%	233 33.7%	199 28.8%	77 11.1%	50 7.2%	45 6.5%	30 4.3%	11 1.6%	7 1.0%	2 0.3%					26	28.7	691
Riverside Corr Fac (RCF)	1 0.2%	42 7.0%	85 14.1%	87 14.5%	99 16.5%	92 15.3%	80 13.3%	61 10.1%	39 6.5%	12 2.0%	1 0.2%	2 0.3%			39	39.3	601
Robert Scott Corr Fac (SCF)	6 1.3%	37 8.2%	75 16.6%	67 14.9%	82 18.2%	66 14.6%	57 12.6%	40 8.9%	12 2.7%	4 0.9%	4 0.9%	1 0.2%			37	37.5	451
Ryan Corr Fac (RRF)	4 0.5%	56 7.3%	81 10.6%	113 14.7%	154 20.1%	116 15.1%	92 12.0%	76 9.9%	41 5.3%	26 3.4%	7 0.9%		1 0.1%		38	39.6	767
Saginaw Corr Fac (SRF)	18 2.1%	116 13.7%	180 21.2%	147 17.3%	134 15.8%	103 12.1%	64 7.5%	47 5.5%	27 3.2%	10 1.2%	1 0.1%	1 0.1%			34	34.8	848
Southern Mich Corr Fac (JMF)	6 0.7%	72 8.6%	101 12.1%	106 12.7%	122 14.6%	113 13.5%	99 11.9%	93 11.1%	74 8.9%	30 3.6%	11 1.3%	6 0.7%	2 0.2%		40	40.6	835
St. Louis Corr Fac (SLF)	17 2.1%	204 24.9%	201 24.6%	133 16.3%	97 11.9%	71 8.7%	55 6.7%	27 3.3%	6 0.7%	7 0.9%					29	31.5	818
Standish Max Corr Fac (SMF)	8 2.4%	49 14.9%	67 20.4%	48 14.6%	53 16.1%	44 13.4%	36 10.9%	16 4.9%	6 1.8%	2 0.6%					33	34.5	329
Straits Corr Fac (KTF)	10 1.9%	59 11.1%	86 16.2%	96 18.1%	97 18.3%	76 14.3%	52 9.8%	33 6.2%	12 2.3%	6 1.1%	3 0.6%	1 0.2%			35	36.0	531
Thumb Corr Fac (TCF)	183 28.0%	71 10.9%	66 10.1%	66 10.1%	68 10.4%	58 8.9%	43 6.6%	48 7.4%	29 4.4%	15 2.3%	2 0.3%	3 0.5%	1 0.2%		30	32.4	653

C3c Age Breakdown of Non-White Prisoner Population by Location as of December 2006

Page 3 of 3

INSTITUTION	< 20	20-24	25-29	30-34	35-39	40-44	45-49	50-54	55-59	60-64	65-69	70-74	75-79	80+	MED AGE	AVG AGE	COUNT
West Shoreline Corr Fac (MTF)	3 0.7%	30 6.9%	71 16.3%	68 15.6%	74 17.0%	75 17.2%	49 11.3%	27 6.2%	21 4.8%	9 2.1%	5 1.1%		1 0.2%	2 0.5%	37	38.5	435
Total	635 2.3%	3,566 12.7%	5,031 17.9%	4,479 15.9%	4,422 15.7%	3,728 13.3%	2,765 9.8%	1,919 6.8%	944 3.4%	382 1.4%	136 0.5%	63 0.2%	17 0.1%	12 0.0%	35	36.0	28,099

SOURCE: Corrections Management Information System (CMIS).

C4 2006 Prisoner Movement Summary: Institutions and Camps Only

INTAKE

New Court Commitment.....	5,422
Probation Violator (Technical or New Sentence)	3,644
Parole Violator New Sentence.....	2,020
Escaper New Sentence.....	8
TOTAL	11,094

EXIT

Movement to Parole.....	10,060
Release to Court on Writ	4,505
Transfer to Community Residential Programs	184
Discharge from Sentence	1,775
Temporarily Housed at a County Jail	5
Death.....	138
Release to Mental Health Hospital or Criminal Justice Agency.....	4
Escape.....	5
TOTAL	16,676

RETURN

Return from Court <i>without</i> Additional Sentence	2,851
Technical Parole Violator Return	3,157
Return from Escape from Community Residential Programs	32
Return from Court <i>with</i> Additional Sentence Imposed.....	1,189
Return from County Jail.....	2
Direct Return from Community Residential Programs	16
Return While on Parole Status.....	400
Return from Mental Health Hospital or Criminal Justice Agency	7
Return from Escape from Institution, Camp, SAI-Prison, TRV, or non-DOC location.....	5
TOTAL	7,659

2006 Institution and Camp Population Change = + 2,077

(INTAKE - EXIT + RETURN = POPULATION CHANGE)

SOURCE: Corrections Management Information System (CMIS).

NOTE: Includes institution, camp, and SAI-Prison movements.

Only movements affecting the total population count are shown (e.g., excludes movements between institutions, and temporary movements to/from hospitals).

C5 Escapes from Secure DOC Custody

Calendar Years 1999 - 2006

Escapes from secure DOC custody include any and all escapes from:

- CFA institutions and camps.
- CFA custody (i.e., while under CFA control, such as while in transit or hospitalized).
- Special Alternative Incarceration (SAI boot camp for prisoners and probationers).
- Technical Rule Violator (TRV) Centers for CRP & parole violators.

Escapes from Secure DOC Custody
Calendar Years 1999 - 2006

	1999	2000	2001	2002	2003	2004	2005	2006
CFA	0	7	5	3	4	2	6	4
SAI	1	3	0	0	0	0	0	1
TRV	2	2	3	2	1	2	0	0
TOTALS	3	12	8	5	5	4	6	5

Source: Corrections Management Information System (CMIS)

This section summarizes 2006 data on offender movement to parole, and Parole Board activity and decisions. It also examines the parole outcomes of offenders who paroled in 1998-2004.

Table D shows the total number of prisoner movements to parole each year from 1992 through 2006.

Table D1 compares 2006 Parole Board activity and decisions to that of the previous twenty years. Table D1a provides more detail regarding the 2006 activity of the Parole Board.

The D2 and D3 tables in this report are the products of initial work to re-engineer the tracking of offender outcomes following parole. The new effort began with tracking outcomes for a standardized two years (shorter only in the event of return to prison as a failure), as shown in Table D2. This has since been extended to a standardized follow-up period of three years, as shown in Table D3. Both tables show outcomes for several annual parole release cohorts to enable comparisons over time.

These tables represent a change from what was reported on this subject in annual MDOC Statistical Reports prior to 2005; so some explanation is warranted. The genesis of the Michigan Prisoner Reentry Initiative (MPRI) – discussed in Section G – required a re-engineering of the old parole outcomes analysis

methodology. The past table format was based on very old computer programming that tracked outcomes only until the parole terms expired. So, there were no controls on time at risk of failure in the tables because parole terms ranged from as short as a couple of months for parole-to-max cases to as long as four years for paroled lifers, while the most common parole terms are 18 to 24 months. Outcomes subsequent to the expiration of the parole terms were not reflected in the data.

The old production analysis that was generated by the data system for parole outcomes also provided only statewide results and could not be analyzed in greater depth than was present in the report tables. As the MPRI began to be planned and implemented, it quickly became apparent that a more robust method of outcome tracking would be needed. And that a bridge to the past would also be needed to enable new annual parole cohorts to be compared to older release years using a consistent methodology.

Calendar year 1998 was established as the baseline parole release year of the analysis for comparison with the outcomes of future annual parole cohorts. Calendar 1998 was selected as the baseline year because it was the most recent year that would provide a full four years of potential follow-up for an entire cohort year before the follow-up periods would reach into

calendar year 2003 when the MPRI initiative began.

As can be seen from Tables D2 and D3, the current primary definition of failure continues to be return to prison as either a parole violator technical return or with a new sentence (although the latter can now occur after the parole term expired).

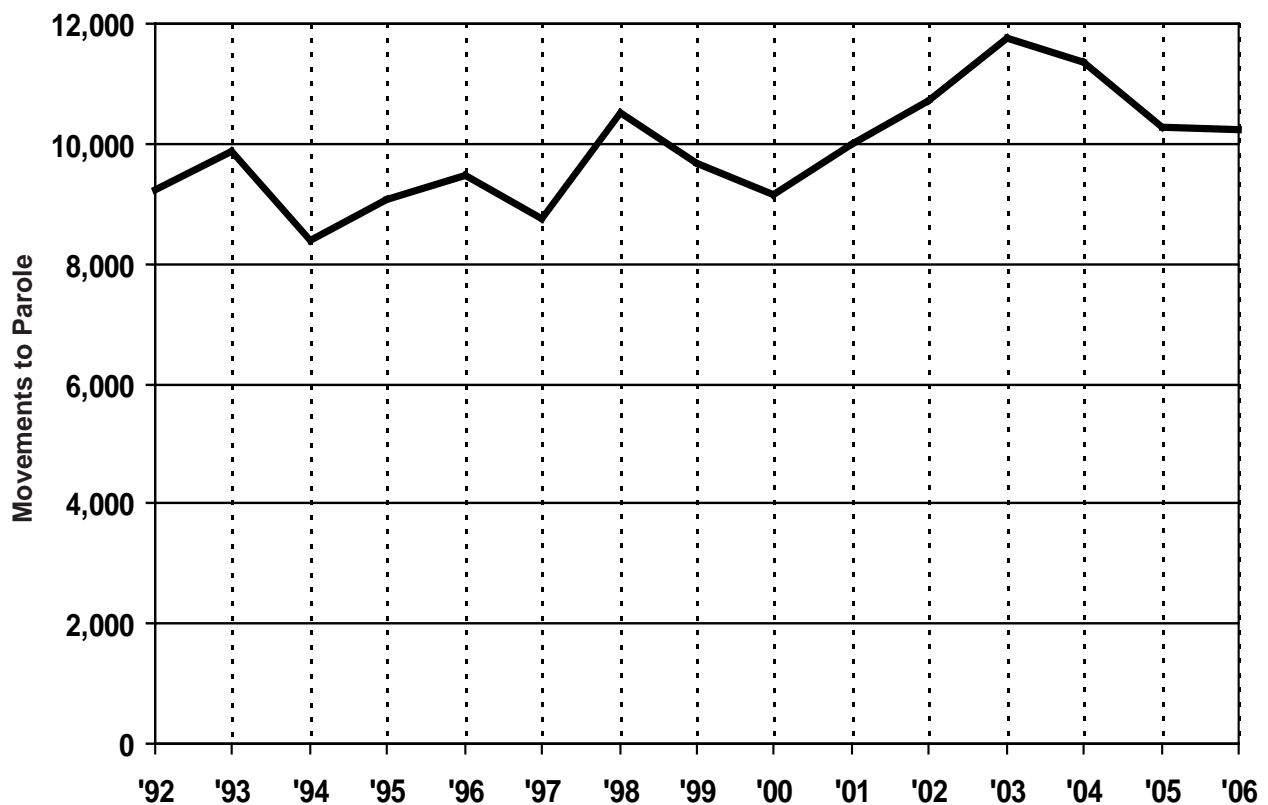
The tables also now show offenders who were on parole absconder status at the end of the follow-up period. While on absconder status, parolees are obviously not succeeding at that point; but it is also important to note that they are not automatically headed back to prison. The determining factor in the disposition of a parole absconder is an assessment of offender risk. When risk is determined to be low (such as when an absconder is still employed and generally following parole rules, but failed to report), then the parole agent may continue to work with the case and impose local sanctions, possibly increase supervision of the case, and engage the community in service delivery designed to intervene in the behavior that led to the abscond and enable the absconder to become a successful parolee.

In the future, the Department will be working to gather data to expand the outcomes definition to include additional measures of re-offending such as arrests and convictions.

D Annual Movements to Parole

Calendar Years 1992 - 2006

Year	Movement to Parole	Numerical Change	Percent Change
1992	9,240	(60)	(0.6)
1993	9,881	641	6.9
1994	8,370	(1,511)	(15.3)
1995	9,078	708	8.5
1996	9,465	387	4.3
1997	8,758	(707)	(7.5)
1998	10,506	1,748	20.0
1999	9,682	(824)	(7.8)
2000	9,133	(549)	(5.7)
2001	10,001	868	9.5
2002	10,697	696	7.0
2003	11,752	1,055	9.9
2004	11,344	(408)	(3.5)
2005	10,284	(1,060)	(9.3)
2006	10,240	(44)	(0.4)



SOURCE: Corrections Management Information System (CMIS).

D1 Parole Board Activity

Calendar Years 1986 - 2006

Year	Interviews	Paroles Without Interview	Total Paroles Ordered	Parole Denials	Parole Violation Continuances	Actual Movement to Parole
1986	7,686	1,299	4,352	2,966	814	4,012
1987	8,987	1,753	5,975	4,096	897	4,491
1988	8,815	2,057	7,310	3,880	972	5,676
1989	8,199	2,495	8,713	4,412	1,173	7,385
1990	11,433	3,164	10,748	5,004	1,424	8,895
1991	11,701	3,077	10,042	5,511	1,360	9,300
1992	9,624	3,360	11,854	7,553	1,602	9,240
1993	9,974	2,133	11,177	6,486	1,908	9,881
1994	10,884	1,879	9,795	7,262	1,952	8,370
1995	13,119	1,988	9,678	7,923	2,050	9,078
1996	15,288	2,235	10,306	7,480	2,228	9,465
1997	14,011	2,554	9,751	7,898	2,480	8,758
1998	13,814	2,837	10,366	9,845	2,675	10,506
1999	13,665	2,578	10,775	10,151	3,173	9,682
2000	19,445	2,116	10,479	11,664	2,942	9,133
2001	19,958	2,428	10,874	11,936	2,807	10,001
2002	21,106	1,766	11,736	12,533	2,921	10,697
2003	22,280	1,539	12,902	11,892	1,436	11,752
2004	22,131	1,412	12,391	11,669	1,891	11,344
2005	21,038	1,180	12,104	10,023	1,864	10,284
2006	22,784	844	11,807	10,983	1,913	10,240

SOURCE: Corrections Management Information System (CMIS)

D1a 2006 Parole Board Action

Total Actions – 31,871

<i>Code/Title</i>	<i>Number</i>
PAROLES AND REINSTATEMENTS	
60 Reinstatement on Parole	133
61 Regular Parole	4,888
62 Parole in Custody	653
64 Special Parole	114
67 Reparoled on Same Term	307
69 SAI Parole*	774
70 Intensive ReEntry Unit (IRU)/ Michigan Prisoner ReEntry Intake (MPRI)	4,094
76 Paroled Without Interview	844
Total	11,807
SERVICE CONTINUED	
19 Technical Violation Sustained	1,913
29 Risk to Community	10,983
Total	12,896

<i>Code/Title</i>	<i>Number</i>
DISPOSITION DEFERRED	
42 Current Psychiatric Report	1,667
46 Further Discussion	1
47 Mentally Ill Offender ReEntry Plan	321
48 Satisfactory Placement	345
Total	2,334
OTHER ACTION	
18 Board Referred to List	612
38 Rescinded Parole	2,776
39 Suspended Parole	605
84 RGT Recommended by Warden	2
92 Lifer Law Interview	331
93 Murder First Interview	505
99 Commutation Conversion to Lifer Law	3
Total	4,834

Source: Corrections Management Information System (CMIS).

*SAI paroles are not subject to Parole Board review.

D2 Two-Year Follow-Up Outcomes of Offenders Who Paroled in 1998 to 2004 by Year

(Flat Two-Year Follow-Up Regardless of Parole Status)

YEAR	TOTAL CASES ¹	SUCCESS			FAILURE				BY PERCENT TO TOTAL				
		Total	Still on Parole ²	Dis-charged	Total	Absconds ³	Technical Violators ⁴	New Sentence	Total Success	Total Failure	Absconds	Technical Violators	New Sentence
1998	10,054	5,157	1,263	3,894	4,897	1,000	2,663	1,234	51.3	48.7	9.9	26.5	12.3
1999	9,275	4,929	1,230	3,699	4,346	881	2,484	981	53.1	46.9	9.5	26.8	10.6
2000	8,709	4,634	1,168	3,466	4,075	800	2,242	1,033	53.2	46.8	9.2	25.7	11.9
2001	9,591	5,110	1,461	3,649	4,481	1,070	2,206	1,205	53.3	46.7	11.2	23.0	12.6
2002	10,254	5,408	1,683	3,725	4,846	1,630	1,851	1,365	52.7	47.3	15.9	18.1	13.3
2003	11,207	6,206	2,127	4,079	5,001	1,771	1,817	1,413	55.4	44.6	15.8	16.2	12.6
2004	10,818	5,808	1,775	4,033	5,010	1,533	1,975	1,502	53.7	46.3	14.2	18.3	13.9

SOURCE DATA: Corrections Management Information System (CMIS)

¹Follow-up includes two years from parole for prisoners paroled to Michigan counties

²Still on Parole status after two years from parole; either parole term given is longer than two years or parole term extended.

³On Abscond status after two years from parole

⁴If a prisoner returned as a Technical Violator but also received a New Sentence within two years of parole without reparing, the case is counted only in the New Sentence column.

D3 Three-Year Follow-Up Outcomes of Offenders Who Paroled in 1998 to 2004 by Year

(Flat Three-Year Follow-Up Regardless of Parole Status)

YEAR	TOTAL CASES ¹	SUCCESS			FAILURE				BY PERCENT TO TOTAL				
		Total	Still on Parole ²	Dis-charged	Total	Absconds ³	Technical Violators ⁴	New Sentence	Total Success	Total Failure	Absconds	Technical Violators	New Sentence
1998	10,054	5,016	351	4,665	5,038	438	2,983	1,617	49.9	50.1	4.4	29.7	16.1
1999	9,275	4,736	329	4,407	4,539	370	2,795	1,374	51.1	48.9	4.0	30.1	14.8
2000	8,709	4,534	426	4,108	4,175	387	2,362	1,426	52.1	47.9	4.4	27.1	16.4
2001	9,591	4,958	482	4,476	4,633	618	2,356	1,659	51.7	48.3	6.4	24.6	17.3
2002	10,254	5,300	589	4,711	4,954	926	2,159	1,869	51.7	48.3	9.0	21.1	18.2
2003	11,207	5,787	630	5,157	5,420	1,035	2,290	2,095	51.6	48.4	9.2	20.4	18.7
2004	10,818	5,471	705	4,766	5,347	936	2,262	2,149	50.6	49.4	8.7	20.9	19.9

SOURCE DATA: Corrections Management Information System (CMIS)

¹Follow-up includes three years from parole for prisoners paroled to Michigan counties

²Still on Parole status after three years from parole; either parole term given is longer than three years or parole term extended

³On Abscond status after three years from parole

⁴If a prisoner returned as a Technical Violator but also received a New Sentence within three years of parole without reparing, the case is counted only in the New Sentence column

Probation and Parole Supervision

E

This section contains data and information regarding the supervision programs for probationers and parolees within the Department's Field Operations Administration (FOA).

The Field Operations Administration (FOA) is responsible for the supervision of all adult felons on probation and parole. Selected parolees and probationers are also supervised on electronic monitoring.

In addition, the FOA is responsible for administration and operation of the Department's technical rule violator (TRV) center for parolees and FOA prisoners, residential programs for selected parolees and probationers, and offenders sentenced to supervision under the Holmes Youthful Trainee Act.

Tuscola Residential ReEntry Program (PTR) – The former corrections Camp Tuscola, which closed in June, 2005, reopened as the state's

first parolee residential ReEntry Program facility on November 2, 2006 with 40 parolees in the new program. The facility can handle 160 residents at full capacity. The program assists parolees with housing, employment, substance abuse treatment, and other adjustment problems. It falls under the umbrella of the Michigan Prison ReEntry Program (MPRI), a collaborative effort between the Michigan Department of Corrections and the departments of Community Health, Labor and Economic Growth and Human Services, and numerous community partners.

Field operations are administered through Regional and Area offices (see map). Region I is Wayne County; Region II is roughly the southeastern portion of the lower peninsula, except for Wayne County; and Region III is the rest of the lower peninsula and all of the upper peninsula.

Table E1 shows the number of parolees returned to prison for technical violations and new sentences, broken down by gender

and year. Table E1 also shows the number of parole revocation hearings held each year.

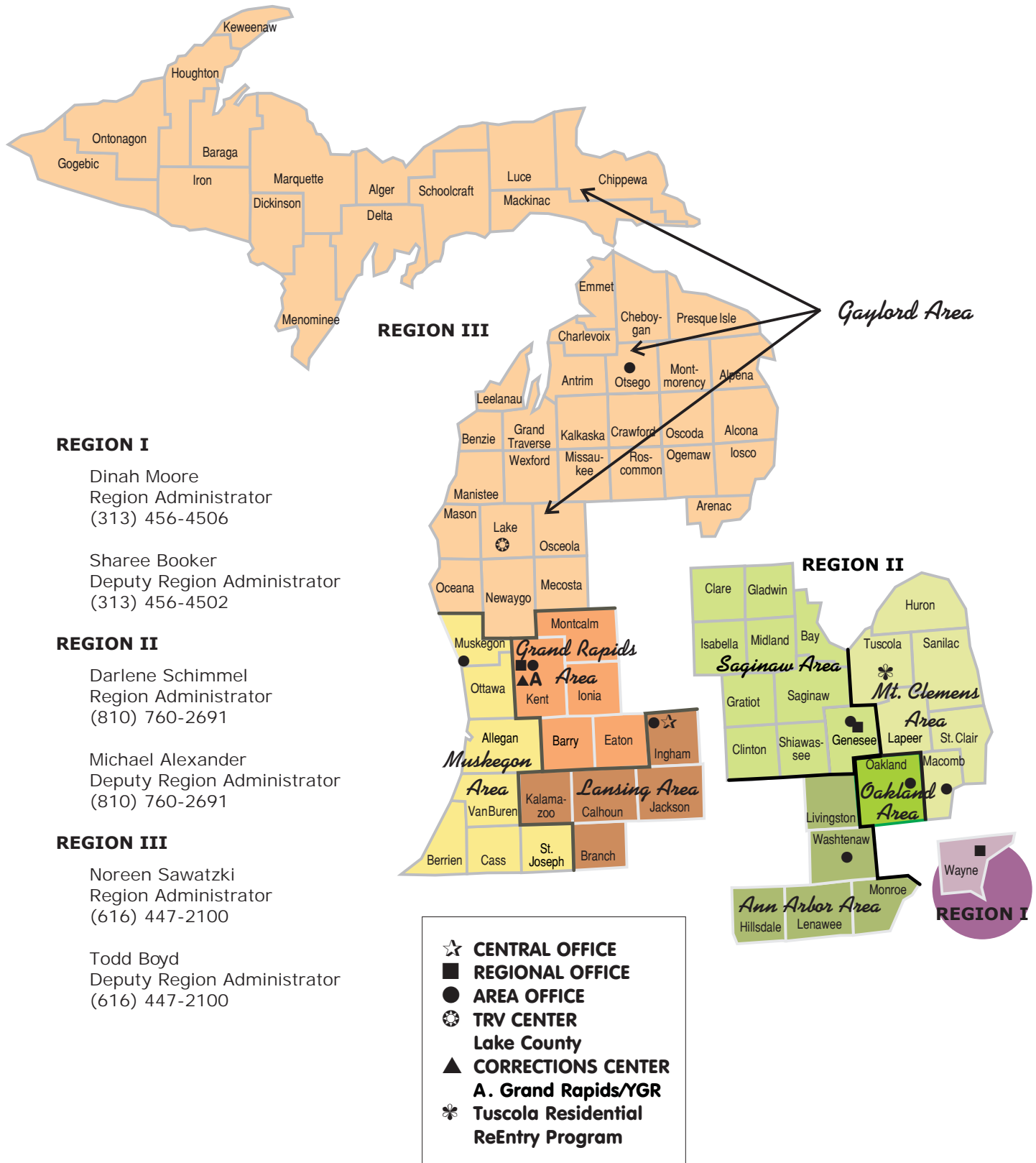
Table E2 presents breakdowns of Field Operations *personnel* by type of offender supervised and by employee job classification. Table E2 also displays a breakdown of Field Operations *funds* by type of offender supervised.

Table E3 shows the distribution of investigations conducted by type, and a breakdown of the average number of offenders supervised by type. Workloads in 2006 remained constant from the previous year. The average agent workload was 104.0 to 1 in 2006.

Table E4 displays the number of pre-sentence investigations conducted each year for the last ten years.

Tables E5 and E6 show the average number of parolees and probationers under supervision for the last ten years.

MAP Michigan Department of Corrections Field Operations Administration Regions and Areas As of December 31, 2006



SOURCE: Field Operations Administration

E1 Violations of Parole Supervision 1997 - 2006

E-3

TECHNICAL VIOLATOR RETURNS
(Includes Returns from Out-of-State)

Date	Male	Female	Total
1997	2,492	176	2,668
1998	2,892	218	3,110
1999	2,958	228	3,186
2000	2,869	242	3,111
2001	2,977	259	3,236
2002	3,030	259	3,289
2003	1,985	176	2,161
2004	2,763	250	3,013
2005	2,712	148	2,860
2006	2,968	189	3,157

NEW SENTENCE RETURNS

Date	Male	Female	Total
1997	1,225	63	1,288
1998	1,281	64	1,345
1999	1,202	57	1,259
2000	1,100	66	1,166
2001	1,131	64	1,195
2002	1,350	91	1,441
2003	1,563	81	1,644
2004	1,717	85	1,802
2005	1,779	97	1,876
2006	1,910	110	2,020

PAROLE REVOCATION HEARINGS

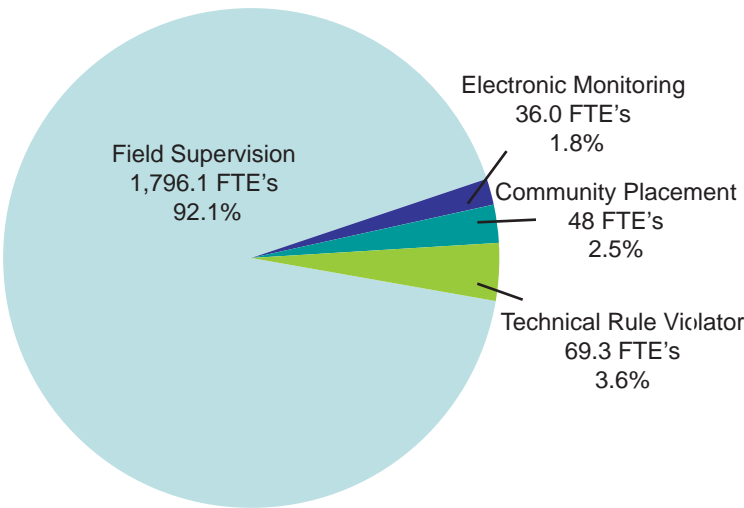
Date	Total
1997	659
1998	562
1999	718
2000	659
2001	796
2002	999
2003	572
2004	650
2005	869
2006	1,283

SOURCES: Corrections Management Information System (CMIS) and Field Operations Administration.

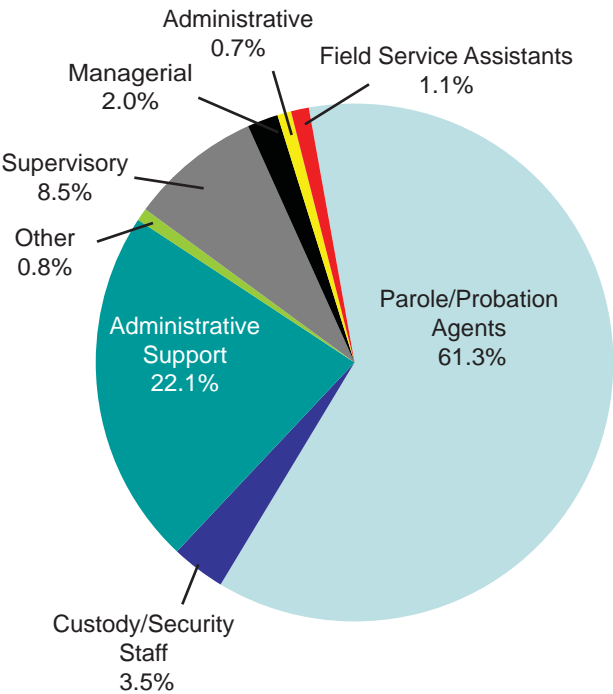
E2 2006 Personnel and Funds Distribution

TOTAL FTE's = 1,949

PERSONNEL (FUNCTIONS)

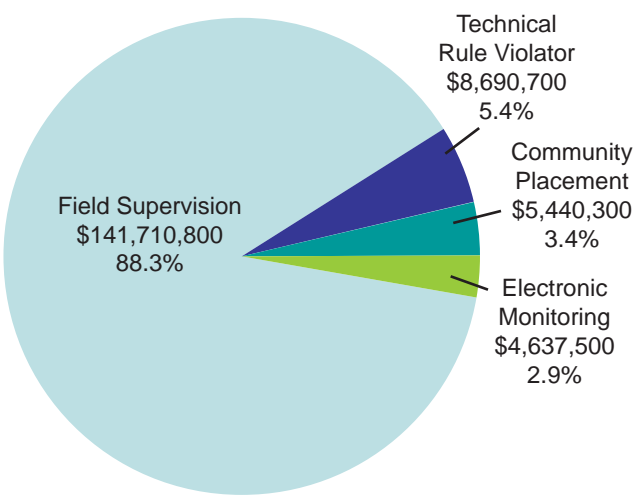


PERSONNEL (CLASSIFICATION)



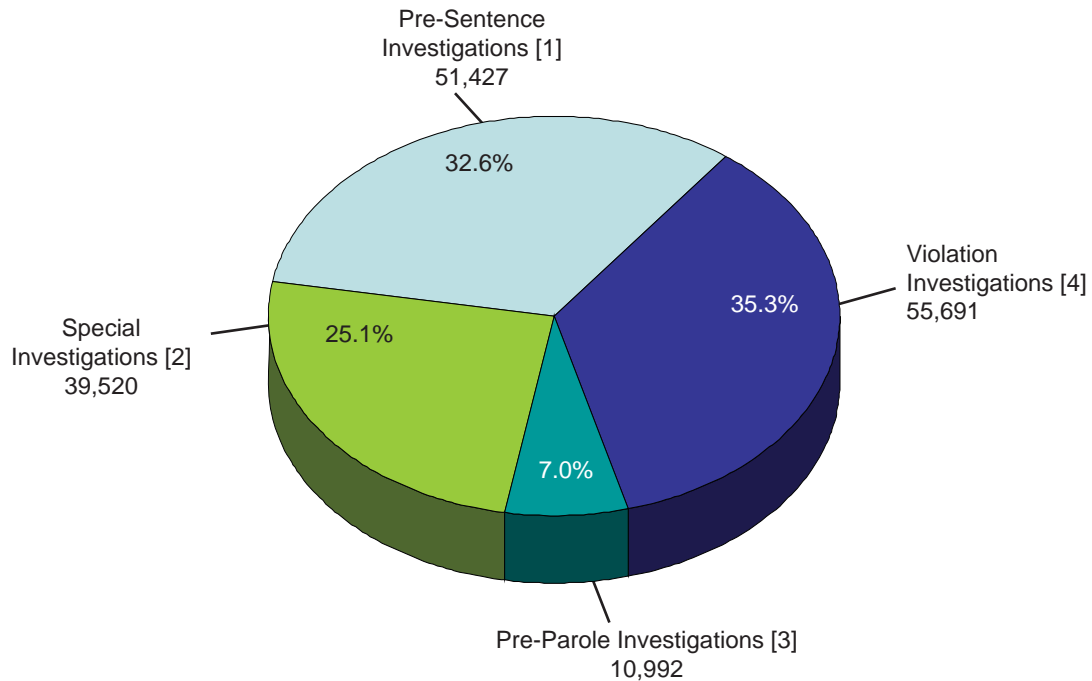
TOTAL FUNDS = \$160,479,300

FUNDS



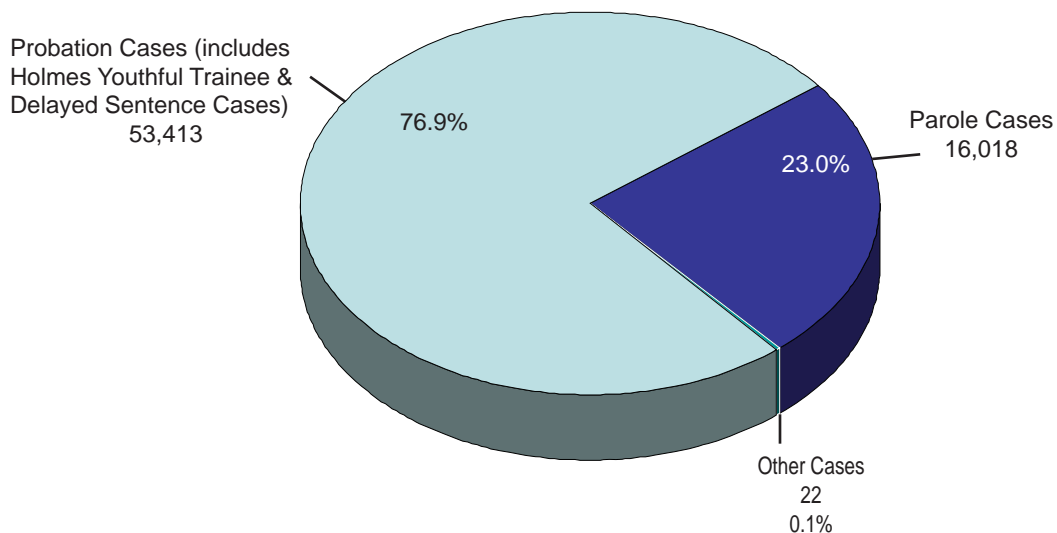
Source: Field Operations Administration

E3 2006 Work Distribution



INVESTIGATIONS = 157,630

- [1] PRE-SENTENCE INVESTIGATIONS: in-depth analysis of the individual and circumstances of the offense.
- [2] SPECIAL INVESTIGATIONS: assignments completed at the request of the Governor, other states, the parole board, or the court.
- [3] PRE-PAROLE INVESTIGATIONS: prior to inmate release, living arrangements and job placement are investigated.
- [4] VIOLATION INVESTIGATIONS: reports prepared following a parole or probation violation.



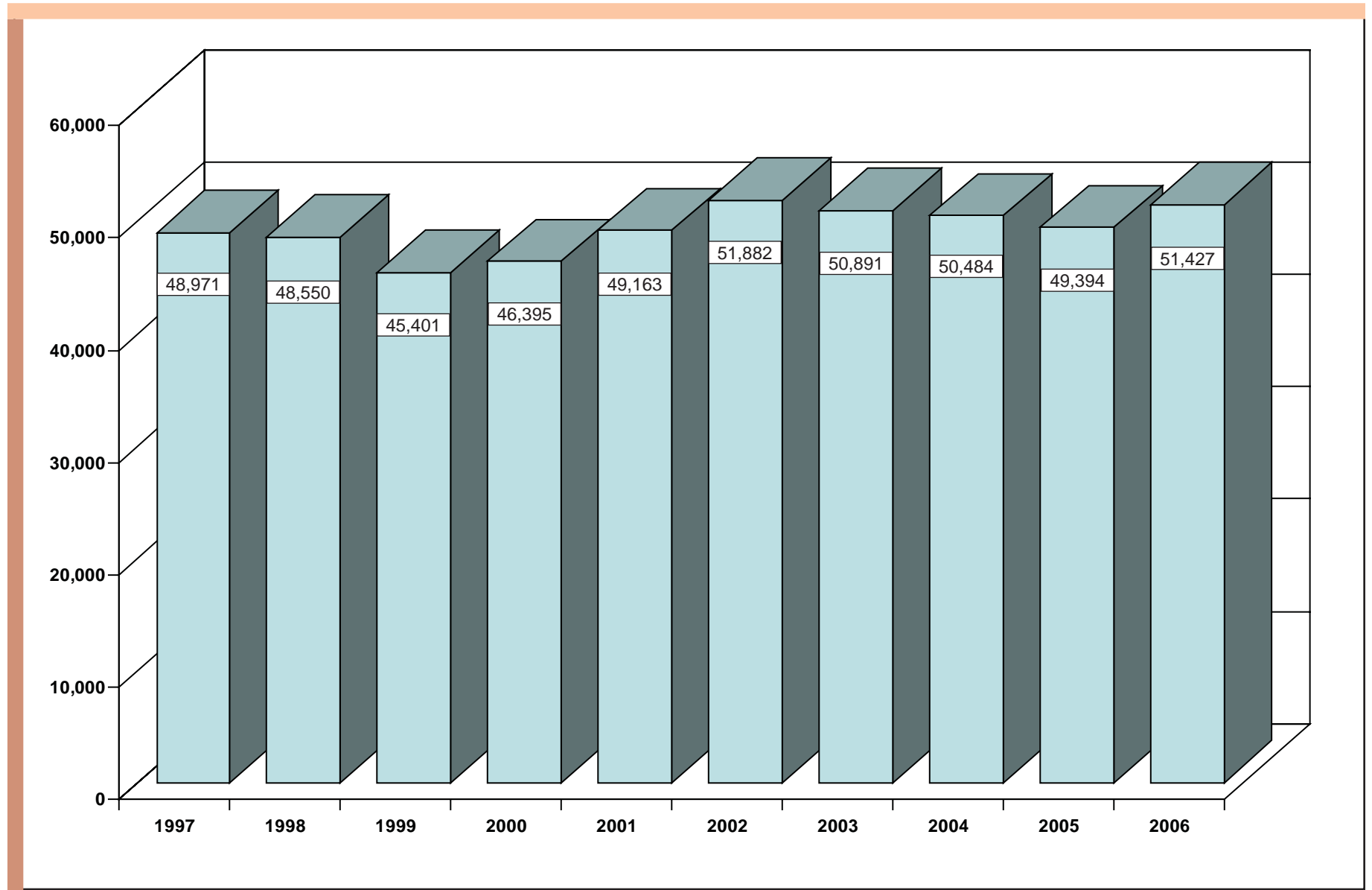
SUPERVISION - AVERAGE NUMBER OF OFFENDERS SUPERVISED = 69,453

Supervision is the process in which parole or probation agents work with offenders who are under the jurisdiction of the Department of Corrections (parole) or the jurisdiction of the Courts (probation, Holmes Youthful Trainee, and delayed sentences). The case numbers in the chart represent the average number of cases under supervision during the year.

Source: Field Operations Administration

E4 Total Number of Pre-Sentence Investigations 1997 - 2006

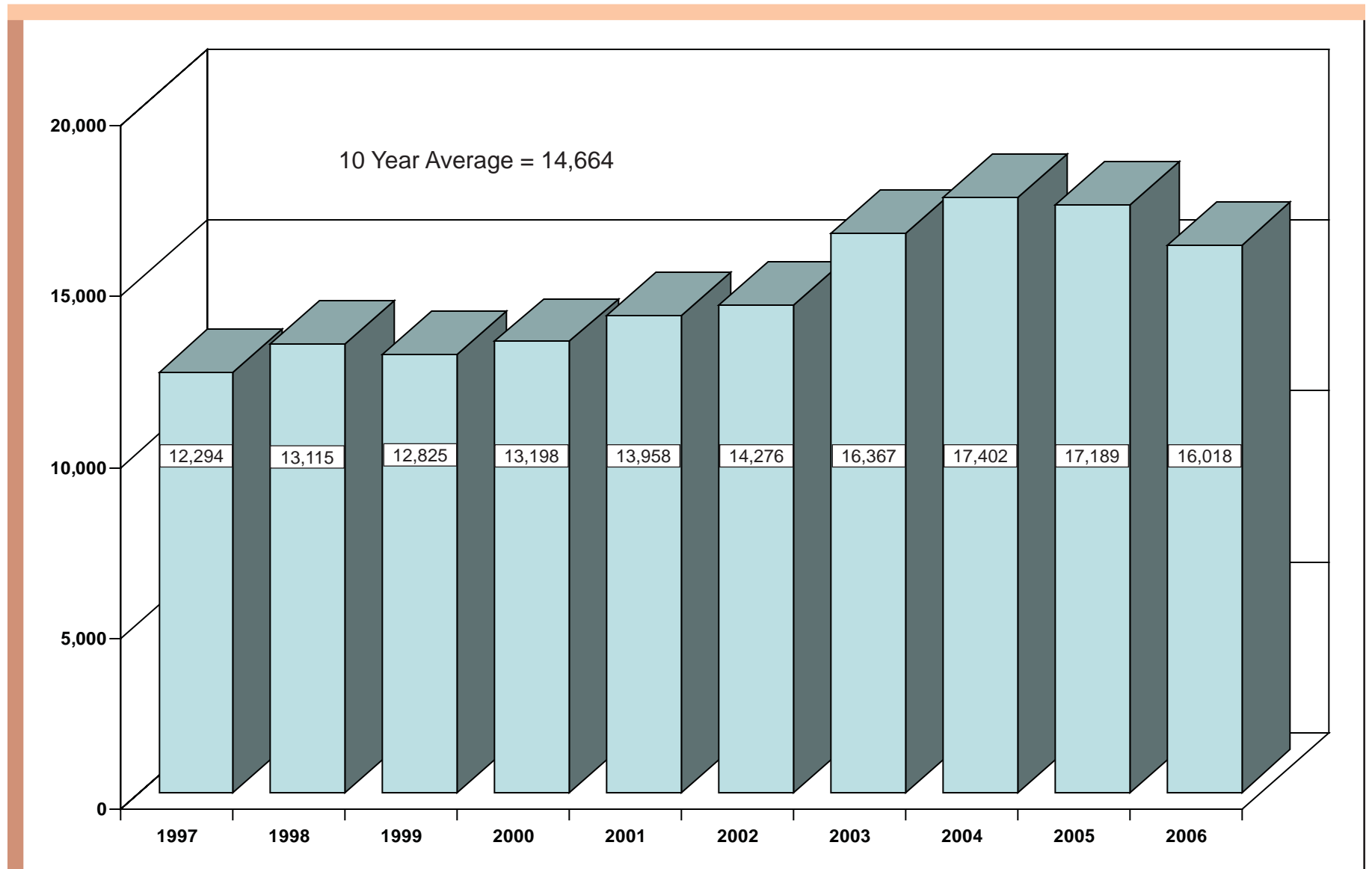
E - 6



Source: Field Operations Administration

E5 Average Number of Parolees Supervised 1997 - 2006

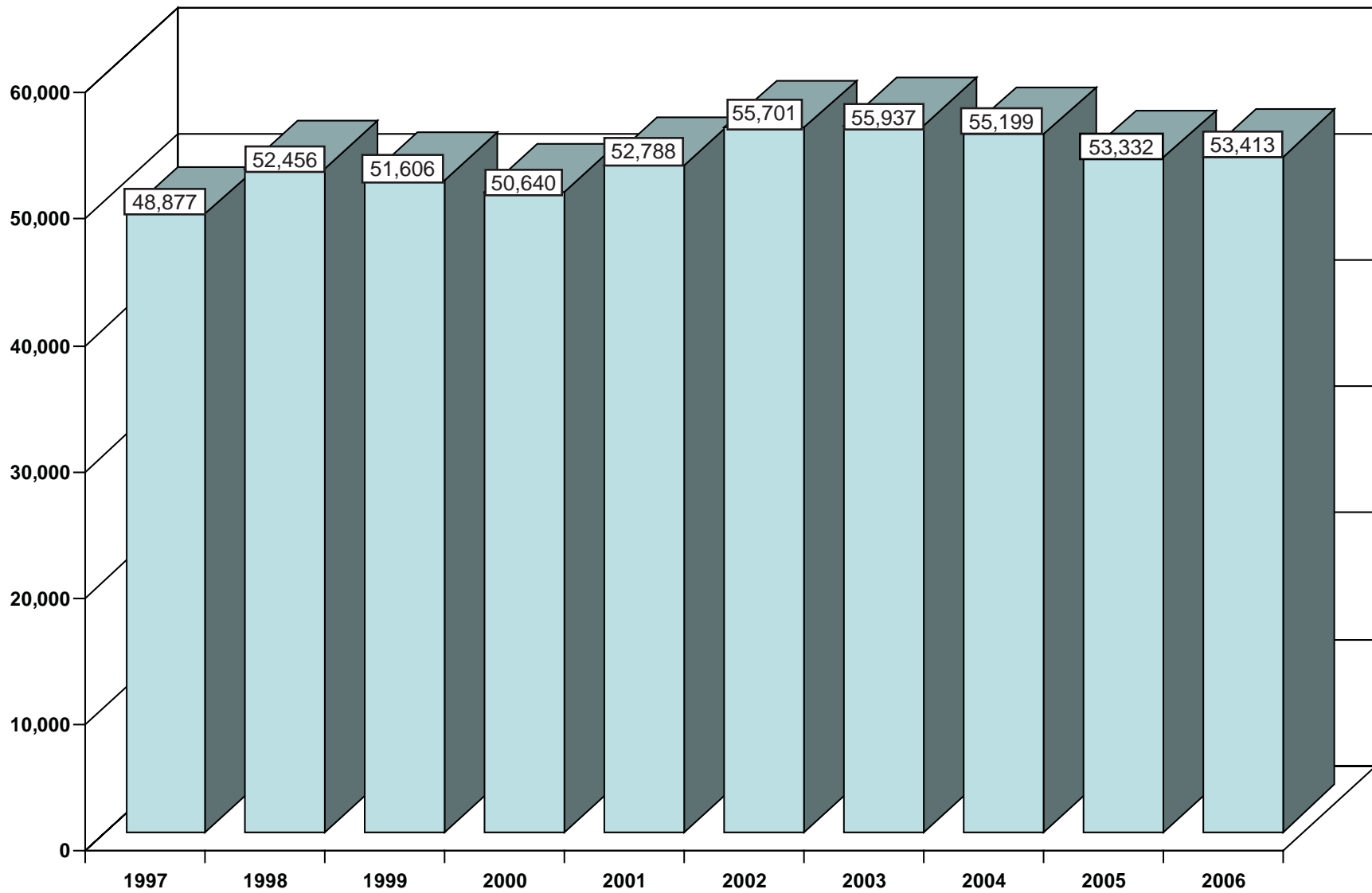
E - 7



Source: Field Operations Administration

E6 Average Number of Probationers Supervised 1997 - 2006 (Includes Holmes Youthful Trainees and Delayed Sentences)

E - 8



Source: Field Operations Administration

This section contains data and information about a variety of Departmental programs and administrative functions, operations and services.

There are four subsections.

- *Prisoner Program, Misconduct and Litigation Statistics*
- *Michigan State Industries*
- *Health Care Services*
- *Department Expenditures and Personnel Summaries*

Prisoner Program, Misconduct and Litigation Statistics

Table F1 provides statistics regarding prisoner participation in religious services broken down by faith preference.

The number of prisoners enrolled in academic and vocational programs is represented in Table F2. The education statistical reporting format was revised in 2005. The year-to-date (YTD) figures represent cumulative totals for FY 2005-06, while the enrollment figures are based on numbers enrolled during the month of September 2006.

Table F3 shows the number and disposition of misconduct charges, by location, that were issued against prisoners in 2006.

Table F4 is a summary of the number of lawsuits filed against the Department, by category and year (2003-2006).

F1 2006 Prisoner Faith Preferences

This table represents the number of approved religions in the MDOC facilities and the number of prisoners claiming each as their religious preference.

Faith Preference	Number of Participants	Percent
Atheism	45	0.1%
Buddhism	847	1.6%
Catholicism	5,437	10.6%
Church of Scientology	65	0.1%
Hare Krishna	4	0.0%
Jehovah Witnesses	787	1.5%
Judaism	812	1.6%
Melanic	3	0.0%
Moorish Science Temple	2984	5.8%
Nation of Islam	2,345	4.6%
Native American Traditional Ways	1058	2.1%
No Preference	6,250	12.1%
Other Faiths/Religion	1,745	3.4%
Protestantism	25,780	50.1%
Seventh Day Adventism	388	0.8%
Unknown Faith	2,868	5.6%
All Other Religions	36	0.1%
Total	51,454	100.0%

Note: Faith programming varies among the different facilities depending on population and classification levels.

Source: Special Activities Coordinator, Correctional Facilities Administration

F2 Institutional Education Program Statistics, FY 2005 - FY 2006

FACILITY	SCHOOL	GED EXAMS PASSED		Career & Technical Education (CTE)	CORE CTE PROGRAM COMPLETIONS		PRE VOC PROGRAM COMPLETIONS		# ENROLLED			
		Sept 2006	YTD		Sept 2006	YTD	Sept 2006	YTD	ACA-DEMIC	SPEC. ED	PRE-REL.	CTE
LMF	Alger Max. Facility	4	7	0	0	0	0	0	42	0	0	0
AMF	Baraga Max. Fac.	0	28	0	0	0	0	0	156	0	0	28
IBC	Bellamy Creek	0	71	2	6	106	0	26	355	64	30	60
OTF	Boyer Road Corr. Fac.	0	33	3	3	74	0	32	112	0	0	73
LRF	Brooks Corr. Fac.	5	42	2	3	30	1	32	227	0	40	43
CDW	Camp Branch	0	13	0	0	0	0	0	54	0	0	0
CBI	Camp Brighton	1	30	0	0	0	0	0	42	0	0	0
CCU	Camp Cusino	5	26	0	0	0	0	0	61	0	36	0
CLE	Camp Lehman	0	28	0	0	0	0	0	148	0	15	0
CMQ	Camp Manistique	9	68	1	4	16	0	0	219	0	0	17
DRF	Carson City Corr. Fac.	3	45	1	2	14	0	0	177	0	0	19
URF	Chippewa Corr. Fac.	3	34	3	3	15	0	0	231	0	26	60
JCS	Cooper Street Fac.	6	41	1	2	19	0	77	486	0	0	63
JCF	Cotton Corr. Fac.	4	32	1	2	9	0	0	264	36	30	26
ACF	Crane Corr. Fac.	4	37	2	3	51	0	0	225	0	0	46
ITF	Deerfield Corr. Fac.	10	71	5	6	131	0	0	271	44	15	100
ARF	Gus Harrison Corr. Fac.	8	41	2	7	67	0	0	203	0	20	59
MTU	Handlon Corr. Fac	17	113	6	8	123	0	0	334	3	0	115
HTF	Hiawatha Corr. Fac.	0	7	2	1	93	6	200	40	0	0	52
HVM	Huron Valley - Men	0	2	0	0	0	0	0	51	9	0	0
WHV	Huron Valley - Women	0	52	5	10	85	8	89	128	2	25	128
ICF	Ionia Max. Fac.	0	9	1	0	0	0	0	126	7	0	0
KCF	Kinross Corr. Fac.	0	10	6	16	167	35	402	32	0	13	198
LCF	Lakeland Corr. Fac.	1	74	2	8	57	0	0	228	0	16	49
MRF	Macomb Corr. Fac.	13	29	2	4	46	0	0	183	0	53	95
MBP	Marquette Branch	3	43	0	0	0	0	0	133	11	36	51
STF	Mid-Michigan Corr.	0	25	5	3	299	0	39	126	0	105	107
NRF	Mound Corr. Fac.	0	39	3	0	148	0	0	119	0	0	66
MCF	Muskegon Corr. Fac.	0	56	4	10	120	0	22	148	12	11	142
NCF	Newberry Corr. Fac.	13	117	1	3	102	0	0	414	0	34	45
ECF	Oaks Corr. Fac.	10	47	0	0	0	0	0	135	0	3	0
OCF	Ojibway Corr. Fac.	7	85	1	1	44	0	14	279	0	23	21
SMT	Parnall Corr.Fac.	12	58	3	3	108	0	0	281	0	0	49
ATF	Parr Highway	3	27	1	3	11	0	0	100	0	79	27
SPR	Pine River Corr. Fac.	6	99	2	8	42	0	93	301	0	27	138
MPF	Pugsley Corr. Fac.	2	22	2	0	50	0	32	48	0	0	47
RCF	Riverside Corr. Fac.	12	45	3	6	106	0	0	152	0	23	64
RRF	Ryan Corr. Fac.	2	12	3	9	53	0	0	196	0	50	48
SRF	Saginaw Corr. Fac.	11	74	2	0	63	0	43	291	0	29	52
SCF	Scott Corr. Fac.	7	54	3	4	21	0	0	198	3	10	100
JMF	Southern MI	2	66	4	17	123	4	31	269	0	0	168
SLF	St. Louis Corr. Fac.	7	68	1	11	110	0	0	258	0	10	48
SMF	Standish Max.	1	6	0	0	0	0	0	36	6	0	0
KTF	Straits Corr. Fac.	4	59	1	5	50	0	0	218	0	0	28
TCF	Thumb Corr. Fac.	0	60	3	34	116	0	0	196	111	0	74
MTF	West Shoreline	0	20	1	1	18	11	90	122	0	0	58
	TOTAL	195	2,025	90	206	2,687	65	1,222	8,415	308	759	2,564

SOURCE: Office of Prisoner Education and Training, Correctional Facilities Administration

NOTES: The enrollment numbers reflect prisoners enrolled in programming during the month of September 2006. YTD figures represent cumulative totals for FY 2005-2006. Numbers do not include male facilities without education programs, Field Operations Administration programs, or Huron Valley Center.

F3 2006 Major Misconduct Statistics: Calendar Year Totals

Facility	Total Cases	Total Charges	Charges Not Guilty	Percent of Charges Not Guilty	Charges Dismissed	Percent of Charges Dismissed	Total Percent Not Guilty & Dismissed
Alger Max. Corr Fac (LMF)	2,359	2,495	18	0.7%	114	4.6%	5.3%
Baraga Max. Corr Fac (AMF)	2,801	3,257	69	2.1%	116	3.6%	5.7%
Bellamy Creek Corr Fac (IBC)	3,339	3,706	102	2.8%	149	4.0%	6.8%
Boyer Road Corr Fac (OTF)	462	506	69	13.6%	17	3.4%	17.0%
Brooks, Earnest C. Corr Fac (LRF)	1,607	1,810	136	7.5%	136	7.5%	15.0%
Carson City Corr Fac (DRF)	1,185	1,387	116	8.4%	80	5.8%	14.1%
CFA Camps	2,885	3,114	146	4.7%	121	3.9%	8.6%
Chippewa Corr Fac (URF)	3,920	4,232	124	2.9%	135	3.2%	6.1%
Community Residential Programs	38	38	0	0.0%	2	5.3%	5.3%
Cooper Street Corr Fac (JCS)	610	692	60	8.7%	37	5.3%	14.0%
Cotton, G. Robert Corr Fac (JCF)	2,533	2,851	179	6.3%	90	3.2%	9.4%
Crane, Florence Corr Fac (ACF)	1,005	1,103	50	4.5%	30	2.7%	7.3%
Deerfield Corr Fac (ITF)	1,051	1,141	75	6.6%	17	1.5%	8.1%
Egeler, Charles E. Recep & Guid (RGC)	1,367	1,579	110	7.0%	54	3.4%	10.4%
Handlon, Richard A. Corr Fac (MTU)	3,121	3,508	123	3.5%	166	4.7%	8.2%
Harrison, Gus Corr Fac (ARF)	2,577	3,027	190	6.3%	215	7.1%	13.4%
Hiawatha Corr Fac (HTF)	609	658	38	5.8%	11	1.7%	7.4%
Huron Valley Complex - Men (HVM)	1,533	1,807	151	8.4%	78	4.3%	12.7%
Huron Valley Complex - Women (WHV)	1,015	1,215	156	12.8%	53	4.4%	17.2%
Ionia Max. Corr Fac (ICF)	1,612	1,818	85	4.7%	117	6.4%	11.1%
Kinross Corr Fac (KCF)	1,867	2,022	110	5.4%	74	3.7%	9.1%
Lakeland Corr Fac (LCF)	1,794	1,967	106	5.4%	104	5.3%	10.7%
Macomb Corr Fac (MRF)	1,797	2,007	109	5.4%	67	3.3%	8.8%
Marquette Branch Prison (MBP)	2,149	2,520	43	1.7%	119	4.7%	6.4%
Mid-Michigan Corr Fac (STF)	970	1,052	93	8.8%	26	2.5%	11.3%
Mound Corr Fac (NRF)	562	604	30	5.0%	20	3.3%	8.3%
Muskegon Corr Fac (MCF)	1,777	1,972	271	13.7%	142	7.2%	20.9%
Newberry Corr Fac (NCF)	1,968	2,103	74	3.5%	33	1.6%	5.1%
Oaks Corr Fac (ECF)	1,539	1,616	23	1.4%	87	5.4%	6.8%
Ojibway Corr Fac (OCF)	1,935	2,234	109	4.9%	81	3.6%	8.5%
Parnall Corr Fac (SMT)	1,226	1,390	102	7.3%	49	3.5%	10.9%
Parr Highway Corr Fac (ATF)	360	395	21	5.3%	10	2.5%	7.8%
Pine River Corr Fac (SPR)	785	842	101	12.0%	45	5.3%	17.3%
Pugsley Corr Fac (MPF)	696	732	34	4.6%	69	9.4%	14.1%
Riverside Corr Fac (RCF)	2,170	2,408	140	5.8%	111	4.6%	10.4%
Ryan Corr Fac (RRF)	755	895	80	8.9%	22	2.5%	11.4%
SAI Boot Camp Program	113	119	4	3.4%	5	4.2%	7.6%
Saginaw Corr Fac (SRF)	1,989	2,257	147	6.5%	75	3.3%	9.8%
Scott, Robert Corr Fac (SCF)	1,420	1,765	249	14.1%	151	8.6%	22.7%
Southern MI Corr Fac (JMF)	2,654	3,081	266	8.6%	114	3.7%	12.3%
St. Louis Corr Fac (SLF)	2,190	2,438	255	10.5%	113	4.6%	15.1%
Standish Max. Corr Fac (SMF)	1,480	1,634	66	4.0%	85	5.2%	9.2%
Straits Corr Fac (KTF)	857	915	42	4.6%	20	2.2%	6.8%
Thumb Corr Fac (TCF)	2,541	2,959	190	6.4%	114	3.9%	10.3%
West Shoreline Corr Fac (MTF)	840	891	87	9.8%	59	6.6%	16.4%
TOTAL	72,063	80,762	4,749	5.9%	3,533	4.4%	10.3%

Source: Corrections Management Information System (CMIS)

F4 Litigation Statistics, 2003 – 2006

CATEGORY	2003	2004	2005	2006
Access to Courts	6	8	16	6
Community Residential Program	3	0	1	2
Conditions of Confinement	14	12	17	20
Disciplinary Process	14	14	21	58
Discrimination	9	2	6	4
Employee - Civil Service Commission	0	0	0	2
Employee – Discrimination	5	2	7	9
Employee – Other	21	22	13	9
Failure to Protect – Prisoner	12	18	10	12
Failure to Protect - Public	0	0	0	1
Federal Habeas Corpus ¹	0	0	423	644
Food	0	2	2	2
Freedom of Information Act	3	3	4	6
Harassment	45	34	40	39
Jail Facilities	0	1	0	0
Mail – Legal	8	14	8	7
Mail – Non Legal	4	5	7	4
Medical	59	41	47	43
Miscellaneous	16	14	21	17
Parole Appeal ²	284	115	79	87
Parole Revocation Process	65	34	61	58
Personal Injury - Prisoner	4	5	5	3
Personal Injury - Public	0	2	0	0
Petitions for Review – APA	210	143	107	104
Programming	6	9	3	11
Property	5	13	8	9
Property – Legal	1	4	3	2
Religion	16	12	25	25
Searches	0	0	3	1
Security Classification	17	19	29	23
State Habeas (Challenge Conviction) ³	89	73	62	88
Time Computation	55	50	33	31
Transfer	3	0	6	3
Use of Force	14	17	12	7
Use of Restraints	1	3	2	0
Visits	3	2	1	1
TOTAL LAWSUITS	992	693	1,082	1,338

SOURCE: Office of Legal Affairs, Operations Support Administration

¹ New reporting category for 2005.

² This category includes all appeals of Parole Board decisions to Circuit Court under MCL 791.234(7). It includes most cases which were in the “Parole Release Process” category in earlier years.

³ Reporting category established in 2002, formerly counted within Miscellaneous.

Department Operations



Michigan State Industries

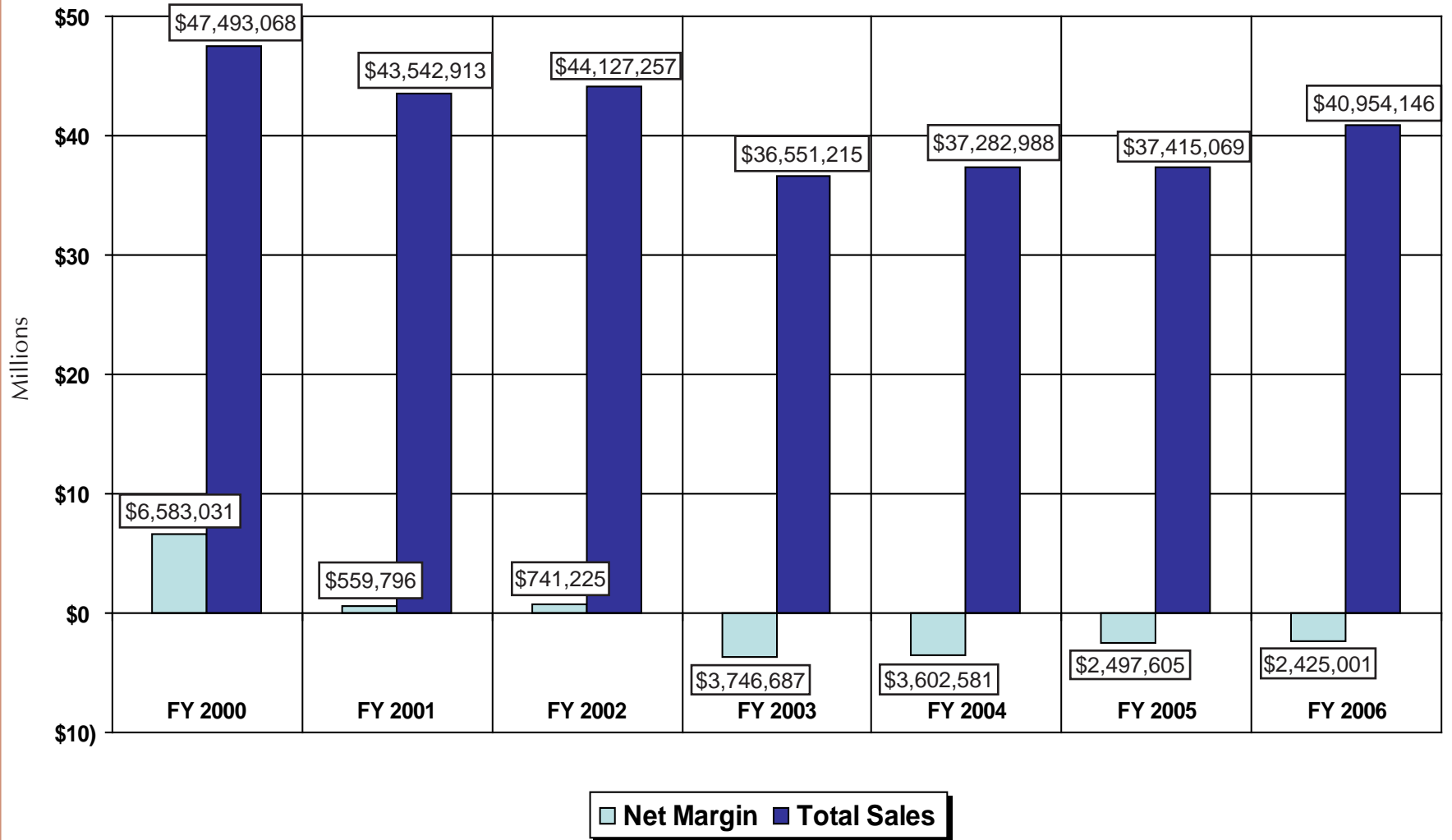
Table F5 is a seven-year history of total sales and net margin for the Michigan State Industries.

Table F6 provides a comparison of total sales and net margin from factory operations, broken down by individual factory and fiscal years (FY 2005 and FY 2006).

Table F7 shows the hourly pay schedule for prisoners employed in correctional industries.

F5 Seven-Year History of Total Sales and Net Margin, FY 2000 - FY 2006

F - 10



Source: Michigan State Industries, Correctional Facilities Administration

F6 Comparison of Total Sales and Net Margin from Factory Operations FY 2005 - FY 2006 (In Thousands)

FACTORY	SALES		NET MARGIN or (Loss)	
	FY 2005	FY 2006	FY 2005	FY 2006
Brooks Laundry	\$ 1,318	\$ 1,421	\$ (19)	\$ (44)
Camp Ottawa Sawmill	539	574	(245)	(248)
Carson City Garment	3,877	3,101	1,376	991
Carton	237	204	63	24
Chair	203	381	(210)	(274)
Chippewa Garment	1,286	1,073	218	(63)
Chippewa Laundry	1,310	1,476	(162)	(109)
Computer Operations	46	50	(268)	(230)
Dental Lab	173	175	(53)	(55)
Furniture Restoration	336	463	(412)	(493)
Optical Lab	574	459	131	42
Jackson Dairy	3,321	3,476	(796)	(645)
Jackson Garment	751	1,008	32	171
Jackson Laundry	1,056	1,150	(485)	(328)
Jackson Print Shop	769	1,293	(255)	(2)
Janitorial	3,130	3,236	427	360
Kinross Garment	1,841	2,121	166	192
License/Plate	1,872	4,298	339	1,010
Marquette Dairy	282	201	(375)	(485)
Marquette Garment	905	904	42	(62)
Mattress	1,579	1,699	339	391
Meat Processing	3,275	3,727	(563)	(530)
Metal Furniture	956	811	(720)	(968)
Plastic Bags	4	-	(75)	-
Ryan GIS	18	16	(158)	(125)
Shoe	2,226	1,971	528	321
Sign	536	441	(50)	(121)
Textile	3,519	3,810	(103)	68
Thumb Laundry	1,155	1,169	(86)	(135)
Vinyl Products	56	45	(91)	(105)
Wood Furniture	265	200	(1,033)	(975)
TOTAL	\$ 37,415	\$ 40,953	\$ (2,498)	\$ (2,427)

SOURCE: Michigan State Industries, Correctional Facilities Administration

NOTES: Dollar amounts are rounded to the nearest thousand.

Negative Net Margin represents a loss.

Differences between figures in Tables F5 and F6 are due to miscellaneous revenue.

F7 2006 Hourly Pay Schedule

INDUSTRIES HOURLY PAY SCHEDULE

CLASS	Automatic Increases		
	Start	30-Day	60-Day
	A	B	C
1. Trainee	.25	.27	.30
2. Semi-Skilled	.35	.40	.45
3. Skilled	.50	.55	.60
4. Highly Skilled	.65	.70	.75
7. Specialist	.80	.85	.90

SOURCE: Michigan State Industries, Correctional Facilities Administration

NOTE: Merit increases have been eliminated. Anyone currently at a pay rate which exceeds the maximum rate for that classification will be frozen.

Health Care Services

This section presents charts regarding the cost of health care services for prisoners. Services are provided by the Bureau of Health Care Services. The Bureau has two main goals:

- Provide cost-effective care.
- Provide quality care

Charts F8 through F10 summarize the Department's prisoner health care costs.

- Chart F8 shows health care costs since the implementation of *managed care* for prisoners in FY 1997. Further, F8 distinguishes between *medical, dental and psychological services* provided or controlled directly by the

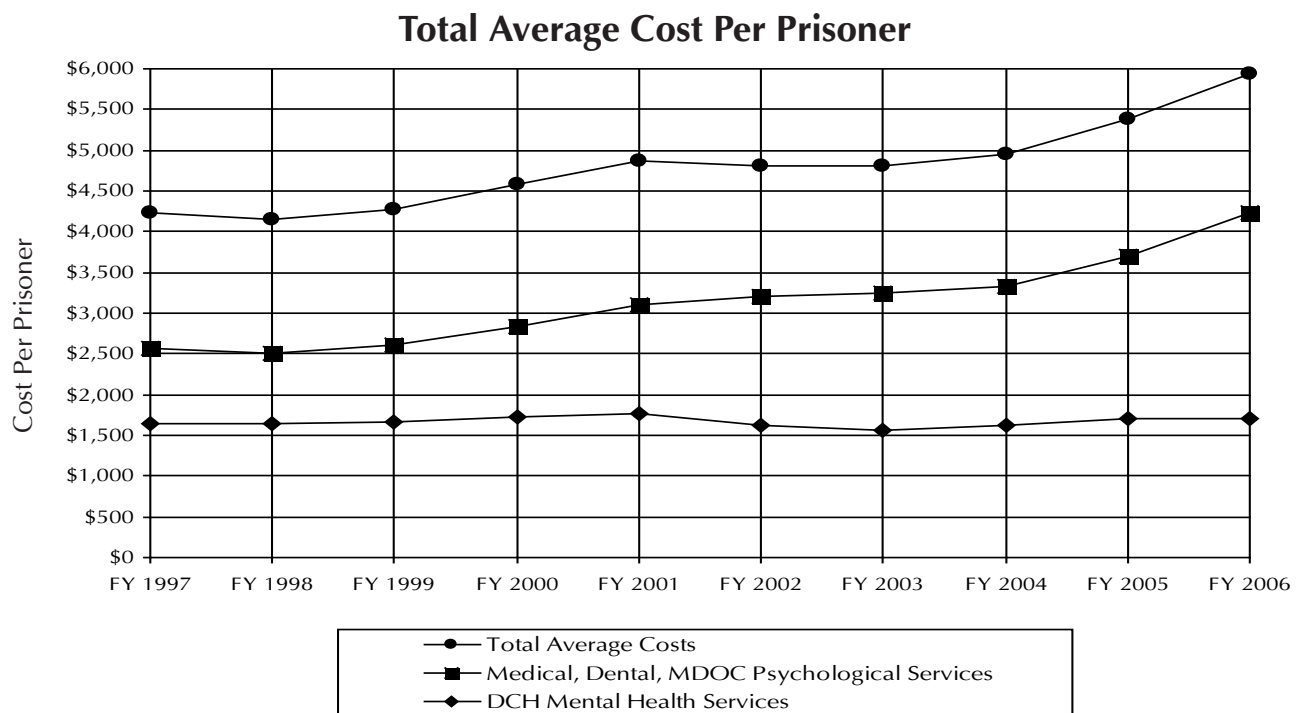
Department of Corrections versus *mental health* care costs provided directly by the Department of Community Health (DCH) for prisoners with serious mental illness.

- The F9 chart shows a detailed breakdown of the trend of prisoner health care costs since FY 1997 under direct control of the Department of Corrections, (i.e. excluding the DCH costs).
- Chart F10 provides the Consent Decree Health Care expenditures for FY 2005 through FY 2006.

F8 Health Care Expenditures Profile

FY 1997 - FY 2006

Fiscal Year	Average Population*	Annual Percent Change	Average Cost Per Prisoner			
			Medical, Dental, MDOC Psychological Services (MDPS)	MDPS Annual Percent Change	DCH** Mental Health	TOTAL
			After Implementing Managed Care			
1997	44,768	0.4%	\$2,573	(1.2%)	\$1,654	\$4,227
1998	45,508	1.7%	2,515	(2.3%)	1,635	4,150
1999	46,030	1.1%	2,614	3.9%	1,668	4,282
2000	46,986	2.1%	2,839	8.6%	1,735	4,574
2001	48,528	3.3%	3,101	9.2%	1,766	4,867
2002	49,855	2.7%	3,197	3.1%	1,615	4,812
2003	50,561	1.4%	3,250	1.7%	1,560	4,810
2004	49,179	(2.7%)	3,322	2.2%	1,624	4,946
2005	48,907	(0.6%)	3,690	11.1%	1,698	5,388
2006	50,595	3.5%	4,223	14.4%	1,706	5,929



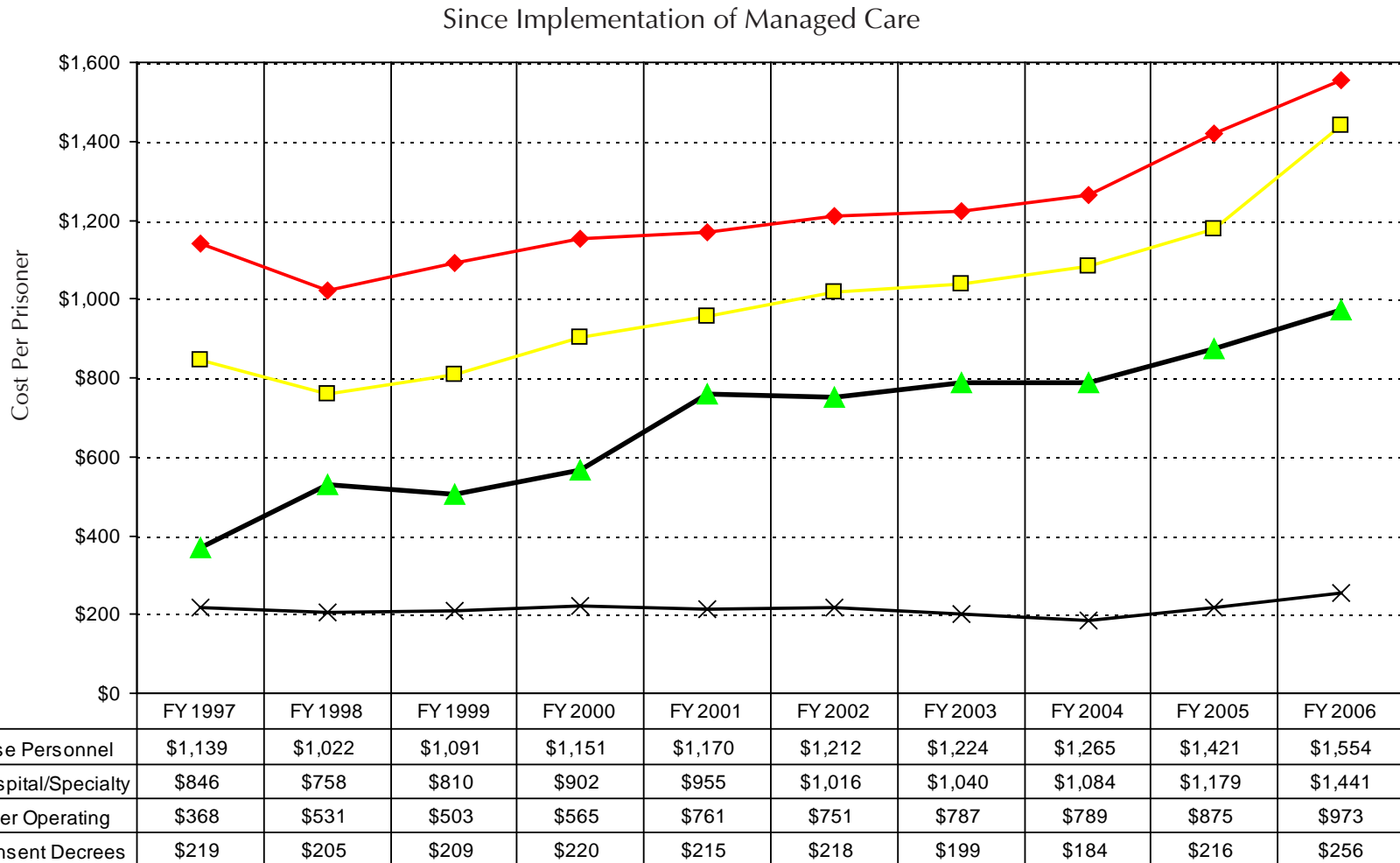
* Based on Service Population.

** Mental Health costs under direct control of the Department of Community Health (DCH) for prisoners with serious mental illness.

Note: Numbers in this table reflect a system of reporting expenditures in the year they were paid.

Source: Bureau of Health Care Services, Correctional Facilities Administration.

F9 Trend of Per Prisoner Health Care Expenditures Under Direct Control of MDOC FY 1997 - FY 2006*

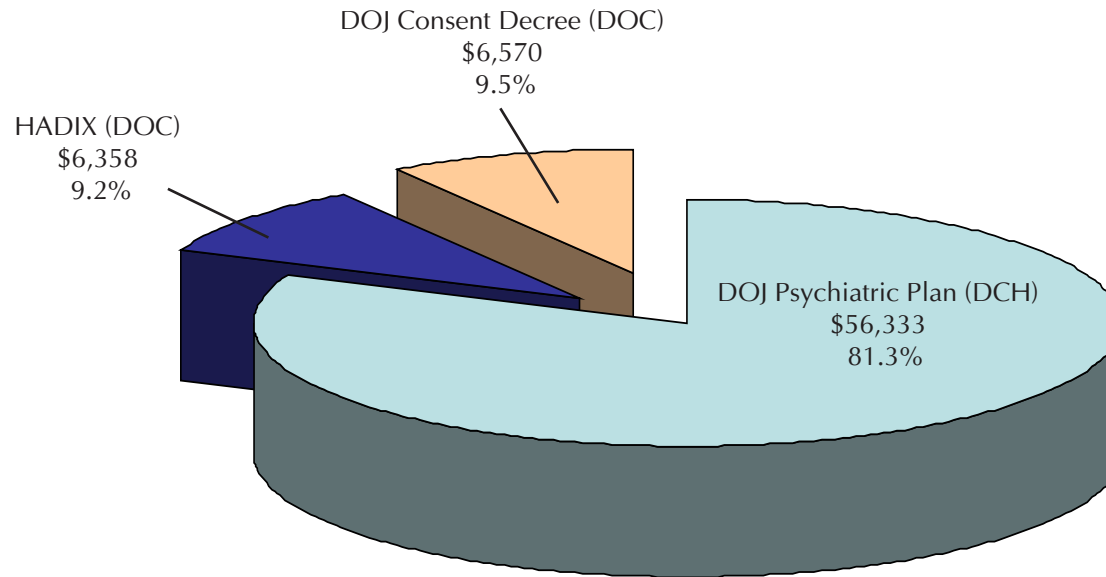


Source: Bureau of Health Care Services, Correctional Facilities Administration

*Excludes mental health costs under the direct control of the Department of Community Health. Costs in this table are reported based on a system of reporting expenditures in the year they were paid.

F10 Consent Decree Health Care Expenditures FY 2005 - FY 2006

81% OF CONSENT DECREE DOLLARS
SUPPORT MENTAL HEALTH PROGRAMS
FOR PRISONERS ADMINISTERED BY THE
DEPARTMENT OF COMMUNITY HEALTH



NOTE: Consent Decree Expenditures represent the cost of program improvements made pursuant to agreement with the federal court or by court order under the Consent Decrees.

FY 05/06 EXPENDITURES (Thousands)	HADIX (DOC)	DEPT. OF JUSTICE CONSENT DECREE (DOC)	DEPT. OF JUSTICE PSYCHIATRIC PLAN (DCH)	TOTAL FY 05/06 EXPENDITURES
	\$6,358	\$6,570	\$56,333	\$69,261

Department Operations



Department Expenditures and Personnel Summaries

This section summarizes how the Department spent its fiscal year 2006 appropriations and presents statistics regarding the Department's employees.

Table F11 shows spending broken down by facilities and other Departmental operations.

Table F11a is a summary chart of Department spending by function.

Tables F12 and F12a present information about the number and characteristics of Department employees by location.

F11 Gross Expenditures and Encumbrances Excluding Capital Outlay—FY 2006*

F - 18

Location	Percent	Expenditures
Central Office Administration	1.05	\$ 19,385,894
Department-Wide Costs:		
Compensatory Buyout and Union Leave Bank	0.01	\$275,000
County Jail Reimbursement	0.57	\$10,488,598
Equipment and Special Maintenance	0.11	2,053,999
Human Resources	0.83	15,329,755
Inmate Legal Services Program	0.04	700,000
Prisoner Reintegration Programs ¹	0.55	\$10,243,700
Prosecutorial and Detainer Expenses	0.26	4,830,948
Substance Abuse Programs	0.95	17,623,168
Training (New Employee/Projects)	0.19	3,577,277
Workers Compensation	0.90	16,575,280
Office of Community Corrections	1.77	32,757,840
Field Operations, including CRP	8.43	155,590,020
Health Care/Clinical	10.38	191,596,708
Consent Decree	4.08	75,334,624
Information Technology	0.88	16,271,800
Correctional Facilities:		
Correctional Facilities Administration ²	2.93	54,099,944
Alger Maximum Correctional Facility	1.69	31,266,300
Baraga Maximum Correctional Facility	2.02	37,343,800
Bellamy Creek Correctional Facility	2.36	43,518,793
E. C. Brooks Correctional Facility	2.41	44,443,000
Carson City Correctional Facility	2.48	45,725,800
Chippewa Correctional Facility	2.42	44,692,500
Cooper Street Correctional Facility	1.29	23,899,481
G. Robert Cotton Correctional Facility	2.05	37,807,173
Charles E. Egeler RGC	2.76	50,954,900

Location	Percent	Expenditures
Richard A. Handlon Correctional Facility	1.28	23,619,900
Gus Harrison Correctional Facility	2.41	44,502,799
Huron Valley Complex ³	3.76	69,323,763
Ionia Maximum Correctional Facility	1.54	28,462,300
Jackson Area Support and Services	0.75	13,922,792
Kinross Correctional Facility	3.03	55,889,800
Lakeland Correctional Facility ⁴	3.27	60,421,151
Macomb Correctional Facility	1.50	27,618,399
Marquette Branch Prison	1.91	35,349,400
Michigan Youth Correctional Facility ⁵	.00	0
Mound Correctional Facility	1.44	26,565,100
Muskegon Correctional Facility	1.32	24,329,800
Newberry Correctional Facility	1.59	29,270,094
Oaks Correctional Facility	1.76	32,451,394
Ojibway Correctional Facility	1.31	24,092,299
Parnall Correctional Facility	1.28	23,564,966
Pine River Correctional Facility	1.07	19,697,721
Pugsley Correctional Facility	1.13	20,928,596
Riverside Correctional Facility ⁶	2.43	44,823,458
Ryan Correctional Facility	1.58	29,240,800
Saginaw Correctional Facility	1.72	31,692,250
Scott Correctional Facility	1.59	29,323,000
Southern Michigan Correctional Facility	1.92	35,484,787
Special Alternative Incarceration Program	0.58	10,752,874
St. Louis Correctional Facility	2.83	52,232,002
Standish Maximum Correctional Facility	2.01	37,064,050
Thumb Correctional Facility	1.57	28,934,896
TOTALS	100.00%	\$1,845,944,691

*This report includes all funds. FY 2006 gross expenditures report contains costs funded by \$27,860,991 in offender collections, \$4,951,732 in grants, and \$7,035,320 in other collections. These amounts total \$39,848,043.

¹Michigan Prisoner ReEntry Initiative (MPRI) started.

²Correctional Facilities Administration includes \$13,840,700 Supplemental Operating Expenditures.

³Huron Valley facility expenditures are partially funded by DCH consent decree.

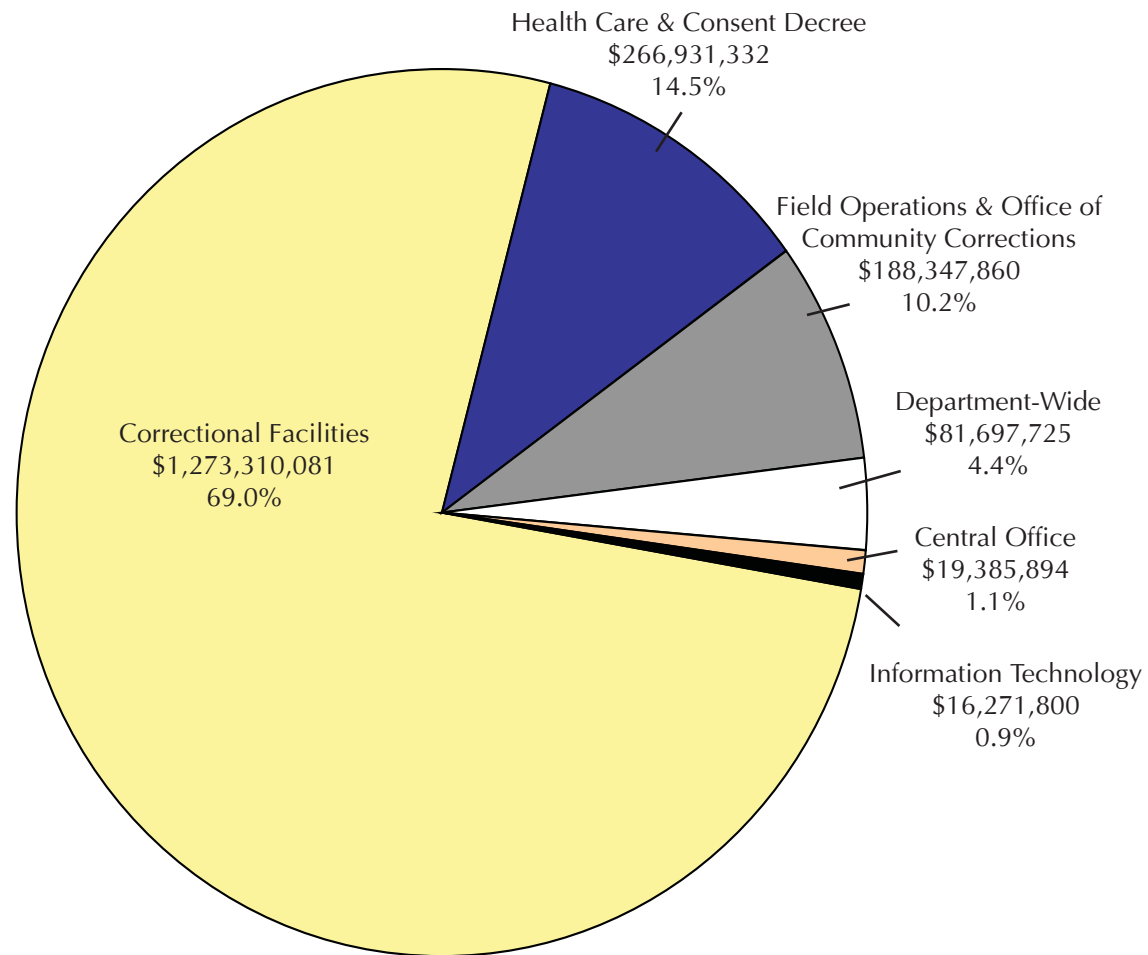
⁴Florence Crane Correctional Facility is consolidated into Lakeland's appropriation.

⁵Michigan Youth Correctional Facility closed 10/1/05.

⁶Deerfield Correctional Facility is consolidated into Riverside's appropriation.

Source: Bureau of Fiscal Management, Operations Support Administration.

F11a FY 2006 Corrections Operating Expenditures: \$1,845,944,692



Correctional Facilities including Health Care and Consent Decree: \$1,540,241,413 = 83.4%

Source: Bureau of Fiscal Management, Operations Support Administration

F12 Number of Employees as of December 31, 2006

Location	Total Employees	Total Minority Employees	Total Corrections Officers ¹	Total Female Corrections Officers	Total Minority Corrections Officers
Alger Maximum Correctional Facility (LMF)	359	23	238	38	12
Baraga Maximum Correctional Facility (AMF)	415	15	273	22	10
Bellamy Creek Correctional Facility (IBC)	482	55	288	43	33
Brooks, Earnest C. Correctional Facility ² (LRF)	539	149	304	67	85
Carson City Correctional Facility ³ (DRF)	549	44	323	60	24
Central Office (CO)	594	136	0	0	0
Chippewa Correctional Facility ⁴ (URF)	596	70	319	37	48
Cooper Street Correctional Facility (JCS)	400	66	193	34	31
Cotton, G. Robert Correctional Facility (JCF)	455	87	295	54	61
Crane, Florence Correctional Facility (ACF)	370	22	226	48	13
Deerfield Correctional Facility (ITF)	229	33	135	21	19
Egeler, Charles E. Recep & Guid Center (RGC)	709	121	393	53	57
Field Operations Administration (FOA)	1,659	542	59	14	12
Handlon, Richard A. Corr. Facility (MTU)	298	22	160	29	11
Harrison, Gus Correctional Facility ⁵ (ARF)	556	70	350	50	45
Huron Valley Complex ⁶	767	342	505	211	244
Ionia Maximum Correctional Facility (ICF)	343	56	230	28	31
Jackson Central Region	92	12	0	0	0
Kinross Correctional Facility ⁷ (KCF)	583	93	400	50	69
Lakeland Correctional Facility (LCF)	294	21	184	30	10
Macomb Correctional Facility (MRF)	344	111	223	59	70
Marquette Branch Prison (MBP)	423	19	258	17	12
Michigan State Industries (BCI)	197	18	0	0	0
Mound Correctional Facility (NRF)	310	238	207	63	164
Muskegon Correctional Facility (MCF)	269	82	151	35	46
Newberry Correctional Facility (NCF)	357	38	221	36	23
Oaks Correctional Facility (ECF)	352	8	235	35	5
Ojibway Correctional Facility (OCF)	292	7	172	18	4
Parnall Correctional Facility (SMT)	294	61	164	35	42
Pine River Correctional Facility (SPR)	223	15	131	21	8
Pugsley Correctional Facility (MPF)	259	10	152	19	7
Riverside Correctional Facility (RCF)	436	54	269	35	34
Ryan Correctional Facility (RRF)	336	261	216	72	174
Saginaw Correctional Facility (SRF)	368	63	233	65	47
Scott, Robert Correctional Facility (SCF)	362	244	220	161	164
Southern Michigan Correctional Fac. (JMF)	427	94	292	41	64
St. Louis Correctional Facility ⁸ (SLF)	623	68	392	56	36
Standish Maximum Correctional Fac. (SMF)	434	22	289	54	14
Thumb Correctional Facility (TCF)	345	63	213	48	37
TOTALS	16,940	3,455	8,913	1,759	1,766

SOURCE: Bureau of Human Resources, Operations Support Administration

INCLUDES: ¹Corrections Officers, Corrections Medical Aides, Resident Unit Officers and Work Camp Supervisors. ²West Shoreline Corr. Fac. ³Boyer Road Corr. Fac. ⁴Straits Corr. Fac. ⁵Parr Highway Corr. Fac. ⁶Integration of the Huron Valley Corr. Facility and the Huron Valley Center ⁷Hiawatha Corr. Fac. ⁸Mid-Michigan Corr. Fac.

F12a Corrections Officers as of December 31, 2006¹

INSTITUTION	MALES	FEMALES	TOTAL
Alger Maximum Correctional Facility (LMF)	200	38	238
Baraga Maximum Correctional Facility (AMF)	251	22	273
Bellamy Creek Correctional Facility (IBC)	245	43	288
Brooks, Earnest C. Correctional Facility ² (LRF)	237	67	304
Carson City Correctional Facility ³ (DRF)	263	60	323
Chippewa Correctional Facility ⁴ (URF)	282	37	319
Cooper Street Correctional Facility (JCS)	159	34	193
Cotton, G. Robert Correctional Facility (JCF)	241	54	295
Crane, Florence Correctional Facility (ACF)	178	48	226
Deerfield Correctional Facility (ITF)	114	21	135
Egeler, Charles E. Recep & Guid Center (RGC)	340	53	393
Field Operations Administration (FOA)	45	14	59
Handlon, Richard A. Corr. Facility (MTU)	131	29	160
Harrison, Gus Correctional Facility ⁵ (ARF)	300	50	350
Huron Valley Complex ⁶	294	211	505
Ionia Maximum Correctional Facility (ICF)	202	28	230
Kinross Correctional Facility ⁷ (KCF)	350	50	400
Lakeland Correctional Facility (LCF)	154	30	184
Macomb Correctional Facility (MRF)	164	59	223
Marquette Branch Prison (MBP)	241	17	258
Mound Correctional Facility (NRF)	144	63	207
Muskegon Correctional Facility (MCF)	116	35	151
Newberry Correctional Facility (NCF)	185	36	221
Oaks Correctional Facility (ECF)	200	35	235
Ojibway Correctional Facility (OCF)	154	18	172
Parnall Correctional Facility (SMT)	129	35	164
Pine River Correctional Facility (SPR)	110	21	131
Pugsley Correctional Facility (MPF)	133	19	152
Riverside Correctional Facility (RCF)	234	35	269
Ryan Correctional Facility (RRF)	144	72	216
Saginaw Correctional Facility (SRF)	168	65	233
Scott, Robert Correctional Facility (SCF)	59	161	220
Southern Michigan Correctional Fac. (JMF)	251	41	292
St. Louis Correctional Facility ⁸ (STF)	336	56	392
Standish Maximum Correctional Fac. (SMF)	235	54	289
Thumb Correctional Facility (TCF)	165	48	213
TOTALS	7,154	1,759	8,913

SOURCE: Bureau of Human Resources, Operations Support Administration

INCLUDES: ¹Corrections Officers, Corrections Medical Aides, Resident Unit Officers and Work Camp Supervisors ²West Shoreline Corr. Fac. ³Boyer Road Corr. Fac. ⁴Straits Corr. Fac. ⁵Parr Highway Corr. Fac. ⁶Integration of the Huron Valley Corr. Facility and the Huron Valley Center ⁷Hiawatha Corr. Fac. ⁸Mid-Michigan Corr. Fac.

Michigan Prisoner ReEntry Initiative



The Michigan Prisoner ReEntry Initiative (MPRI), implemented in the summer of 2005, is a statewide initiative, spearheaded by the Governor and supported by various state departments, local elected officials, and faith-based and community-based organizations in partnership with the Michigan Department of Corrections.

The **VISION** of the MPRI is that every inmate released from prison will have the tools needed to succeed in the community.

The **MISSION** of the MPRI is to reduce crime by implementing a seamless plan of services and supervision developed with each offender—delivered through state and local collaboration—from the time the offender enters prison through the offender's transition, reintegration, and aftercare in the community.

The **GOALS** of the MPRI are to:

- **Promote public safety** by reducing the threat of harm to persons and their property by released offenders in the communities to which those offenders return.
- **Increase success rates of offenders** who transition from prison by fostering effective risk management and treatment programming, offender accountability, and community and victim participation.

THE THREE-PHASE, SEVEN-DECISION-POINT MPRI MODEL

The MPRI Model involves improved decision making at seven critical decision points in the three phases of the custody, release, and community supervision/discharge process.

PHASE ONE – GETTING READY

The **institutional phase** describes the details of events and responsibilities which occur during the offender's imprisonment from admission until the point of the parole decision and involves the first two major decision points:

- 1. Assessment and classification:** Measuring the offender's risks, needs, and strengths.
- 2. Inmate programming:** Assignments to reduce risk, address need, and build on strengths.

PHASE TWO – GOING HOME

The **transition to the community or re-entry phase** begins approximately six months before the offender's target release date. In this phase, highly specific re-entry plans are organized that address housing, employment, and services to address addiction and mental illness. Phase Two involves the next two major decision points.

- 3. Inmate release preparation:** Developing a strong, public-safety-conscious parole plan.
- 4. Released decision making:** Improving parole release guidelines.

PHASE THREE – STAYING HOME

The **community and discharge phase** begins when the inmate is released from prison and continues until discharge from community parole supervision. In this phase, it is the responsibility of the former inmate, human services providers, and the offender's network of community supports and mentors to assure continued success. Phase Three involves the final three major decision points of the transition process:

- 5. Supervision and services:** Providing flexible and firm supervision and services.
- 6. Revocation decision making:** Using graduated sanctions to respond to behavior.
- 7. Discharge and aftercare:** Determining community responsibility to "take over" the case.

The maps on pages G - 3 and G - 4 show the first round of eight pilot sites consisting of 18 counties, and the second round adding seven more counties. The last round will bring all remaining counties onboard. Also, the maps show the counties to which the in-reach facilities will be releasing parolees. For each county or group of counties, a community coordinator was hired to seek community input in the development of a local Comprehensive Prisoner ReEntry Plan to help prepare each community for the re-entry of prisoners into their communities.

The key to the MPRI Model is the development and use of Transition Accountability Plans (TAP) at critical phases in the prisoner transition process. The TAPs succinctly describe exactly what is expected for a successful reentry process as illustrated by chart G1.

Institutional Parole Agents begin the process of case management and TAP development. The TAP process begins soon after offenders enter prison.

The objective of the TAP process is to develop a seamless system of programming and service delivery ensuring that upon the prisoner's return to the community,

CONTINUED ON PAGE G - 2

appointments for needed services and 'real world' needs are met. Examples of these needs include:

- mental health treatment;
- substance abuse treatment;
- housing;
- financial assistance;
- identification documents;
- transportation;
- employment or vocational training; and
- family reunification and support, when appropriate.

TRACKING MPRI OUTCOMES

The follow up of MPRI-related offenders who are released to the community is being done by systematically tracking individual offender release cohorts since the MPRI is being implemented in stages to build toward the full MPRI Model. For example, the Intensive ReEntry Units (IRU's) that were implemented in 2005 are actually "precursors" to the MPRI because while they serve as a testing ground for some MPRI practices, they have not implemented the full MPRI Model.

Similarly, the activity for the first and second rounds of official MPRI pilot sites is concentrated on Phases II and III of the MPRI Model because the new, dynamic risk/needs assessment instrument (COMPAS) that is the linchpin of Phase I at the point of reception into prison has not been implemented at the reception and guidance centers yet, although it is in the development stage. COMPAS is being used to develop TAPs at each In-Reach Facility to inform community-based planning. Thus, as each cohort of MPRI-related cases transitions to parole with the escalating benefit of the MPRI Model in place, it is expected that progressively improving recidivism outcomes will be apparent.

In recognition of variable failure rates among offenders with different characteristics, and in light of the fact that the prisoners chosen for the

MPRI by the Parole Board tend to be moderate to high risk for re-offense, the Office of Research and Planning has now developed matched comparisons, rather than just continuing to compare all cases to the overall baseline. While this complicated undertaking will continue to be refined, Office of Research and Planning analysts have already determined that the two most significant factors identified so far in the differentiation between parole outcomes are a history of previous return to prison as a parole violator and county of release.

In the case of county of release, the differentiation is likely driven by local prosecutorial charging and plea bargaining practices as well as local issues such as economic/employment and housing prospects within depressed areas. The formal MPRI evaluation will eventually include examination of local community dynamics such as these.

In the case of history of prior parole failure, supplementary analysis of the 1998 baseline recidivism data shows that parolees who have a history of being returned to prison as parole violators (for either technical violations or new sentences) have a 24% greater likelihood of again failing on parole when next released, compared to parolees with no prior history of parole failure. This is consistent with the risk principle, wherein if the risk, needs and strengths of past violators are not adequately addressed before again returning them to the community, then more often than not they will continue to fail until something changes. This repetitive cycle of misbehavior is precisely what the MPRI is designed to stop – via its features of dynamic risk assessment, transition accountability planning, program intervention and community in-reach in advance of the next release.

As proof of performance that the MPRI is targeting offenders who are otherwise likely to fail on parole, 78.8% of the MPRI and IRU cases paroled through November of 2006 had a history of prior parole failure, while only 34.5% of the 1998 baseline paroles had a history of prior parole failure. Thus, when controlling for history of prior parole failure the overall MPRI/IRU recidivism outcomes through November of 2006 (across all of the release cohorts as a group) showed a 21% improvement in total returns to prison against the 1998 baseline.

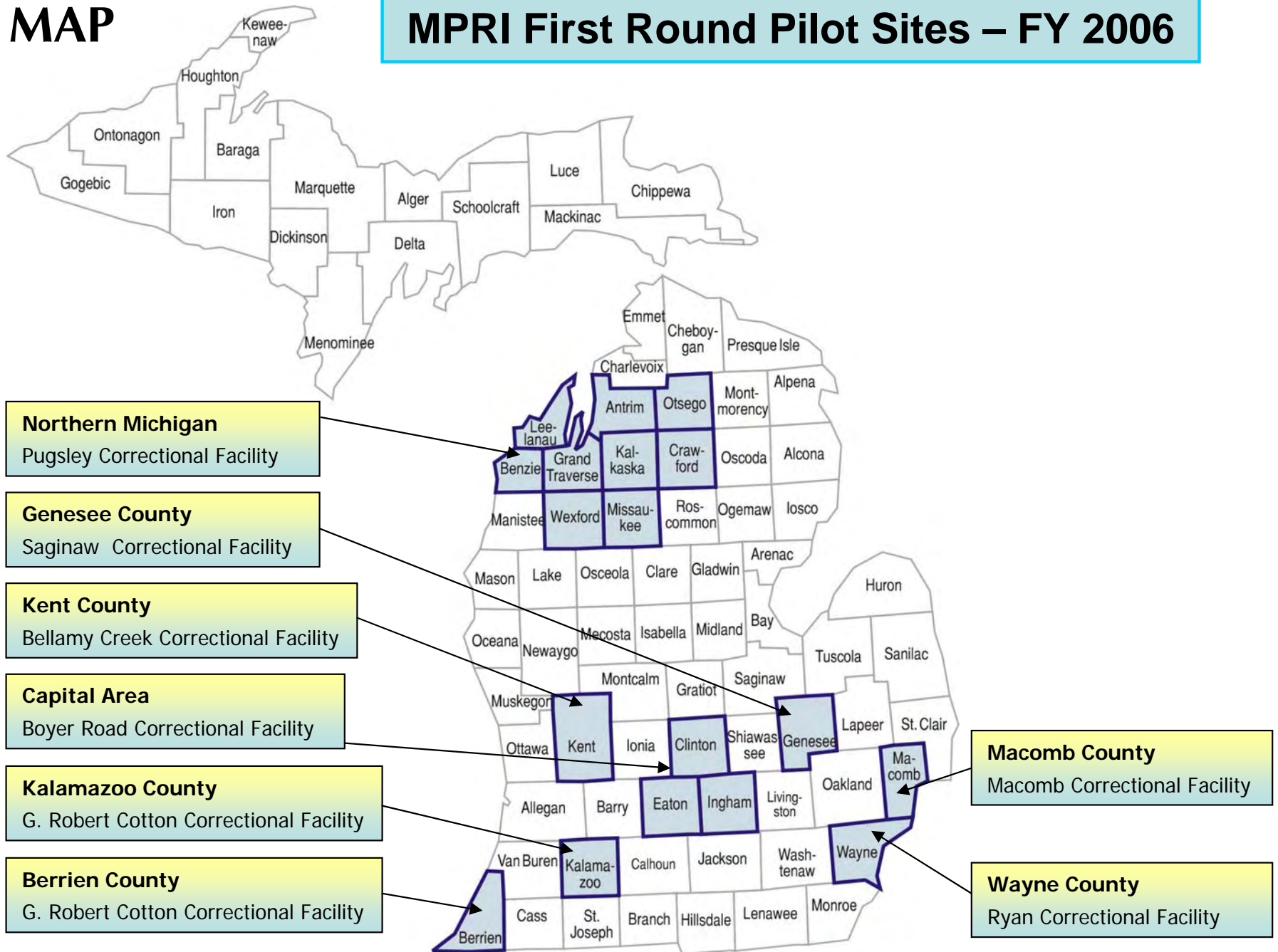
Table G2 shows the more detailed status and recidivism levels of the first six offender release cohorts as of the end of November 2006. It is important to recognize that adequate follow-up time must pass before reliable recidivism outcomes can be established, since relatively few offenders are returned to prison during the first several months following release. The first IRU case paroled in 2005 will not have finished two years of follow up until late in February 2007.

Table G3 shows the principal crimes for which sentences were being served among those offenders transitioned to parole (or discharged) so far from the first offender release cohorts. Sentences for drug and other nonassaultive crimes are understandably the most common for these initial offender release cohorts. After successes are achieved and parole board confidence in positive outcomes is increased, it is anticipated that the mix of offenses will gradually include a higher proportion of assaultive cases.

For recent MPRI status reports, go to: <http://www.michigan.gov/corrections>, click on "Publications & Information," and, finally, click on "Legislative Reports."

MAP

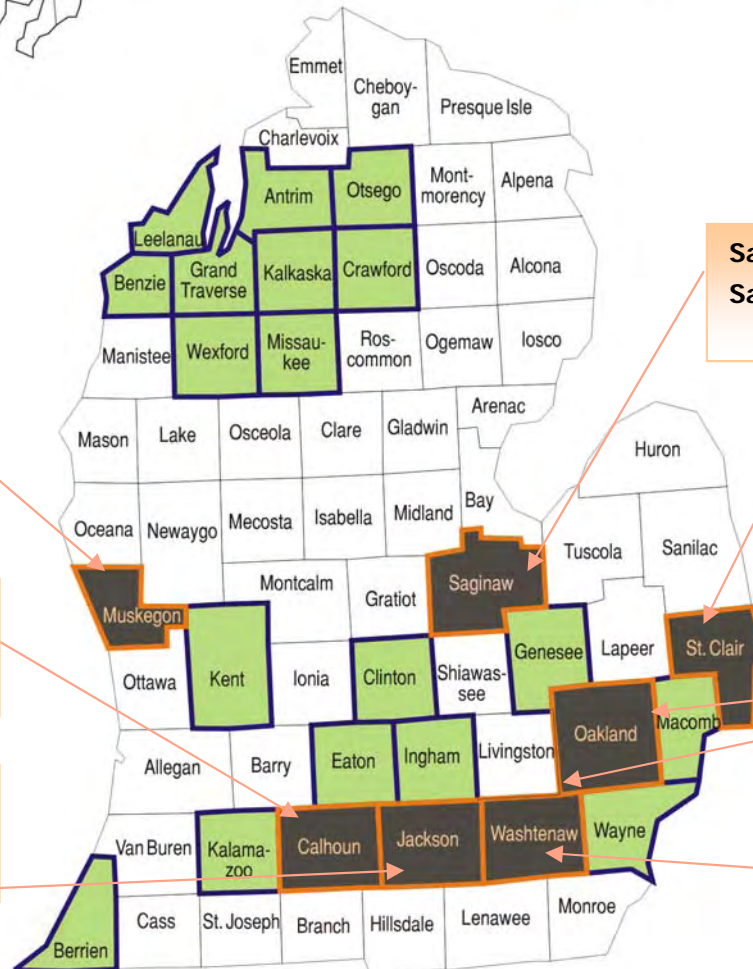
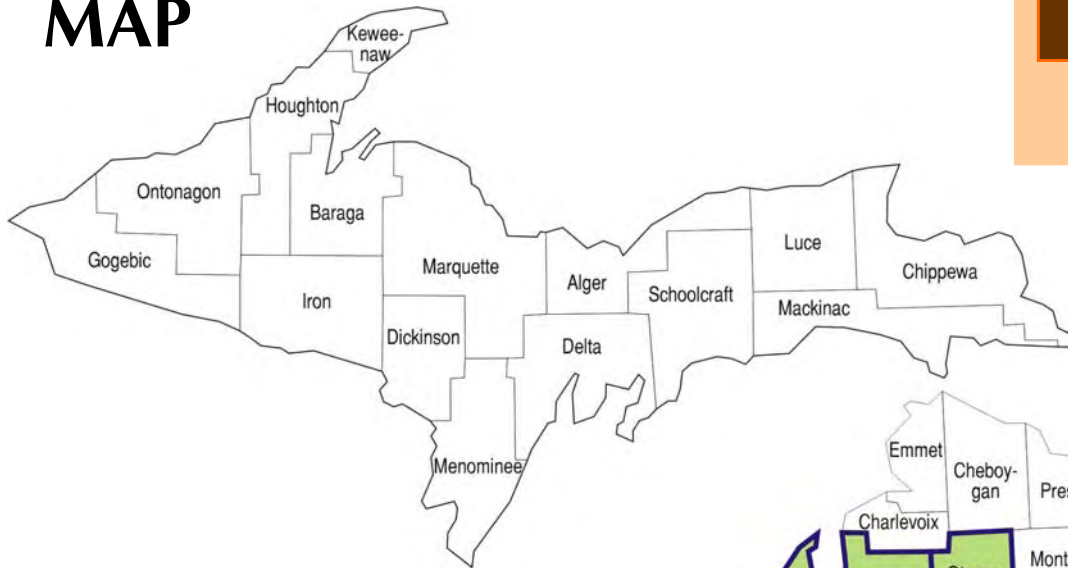
MPRI First Round Pilot Sites – FY 2006



MAP

MPRI Round 2 Pilot Sites

Round 1 FY 2006
 Round 2 FY 2007



Saginaw County
Saginaw Correctional Facility

St. Clair County
Macomb Correctional Facility

Oakland & Livingston Counties
Macomb Correctional Facility

Washtenaw County
Gus Harrison Correctional Facility

Muskegon County
West Shoreline Correctional Facility

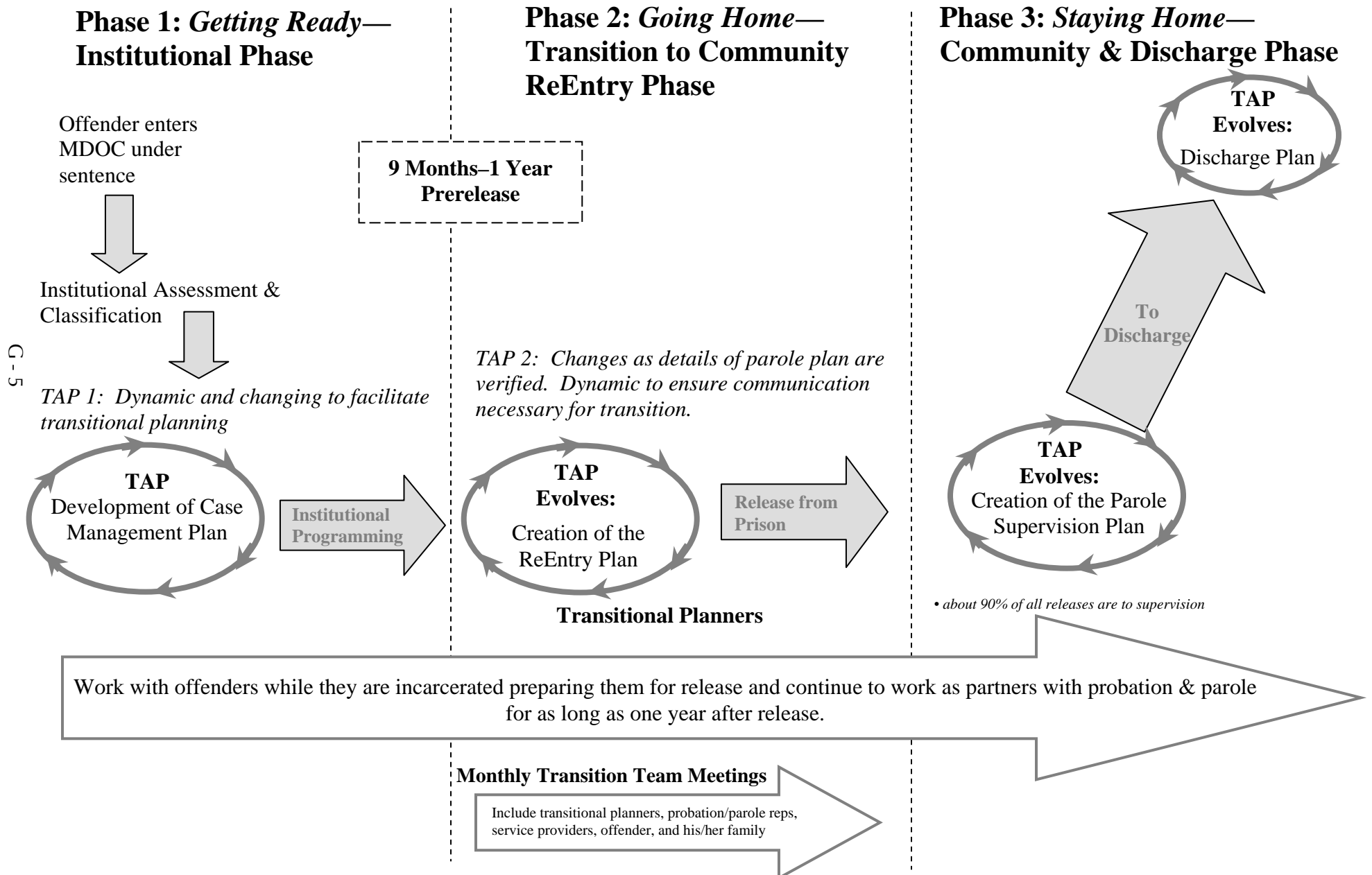
Calhoun County
Florence Crane Correctional Facility

Jackson County
Parnall Correctional Facility

G1

Transition Accountability Plan

MPRI Process Flowchart



G2 Monthly Status/Recidivism Levels of Released MPRI-Related Participants — Through November 30, 2006

	Number Released Through 11/30/06	Returned to Prison Through 11/30/06		Baseline Returns Expected Within period		Improvement So Far Against Baseline	
		Number	Percent	Number	Percent	Number	Percent
IRU 1st Cohort (2005 IRU releases)	687	171	24.9%	232	33.8%	-61	-26.3%
IRU 2nd Cohort (2006 cases so far)	1,312	134	10.2%	162	12.3%	-28	-17.3%
MPRI Pilot 1st Cohort (1 st round 1 st wave)	152	28	18.4%	33	21.7%	-5	-15.2%
MPRI Pilot 2nd Cohort (1 st round 2 nd wave)	806	68	8.4%	75	9.3%	-7	-9.3%
MPRI Pilot 3rd Cohort (1 st round 3 rd wave)	319	1	0.3%	4	1.3%	-3	-75.0%
MPRI Mentally III Demonstration (thru August 2006)	25 parole 9 max out	0 0	0.0% 0.0%	0 0	0.0% 0.0%	n/a n/a	n/a n/a
Across All Cohorts	3,310	402	12.1%	506	15.3%	-104	-20.6%

G3 Crime Groups for MPRI-Related Participants Released — Through November 30, 2006

	Sex	Other Assaultive	Drug	Other Nonassaultive	Total
IRU 1st Cohort (2005 IRU releases)	42 6.1%	202 29.4%	127 18.5%	316 46.0%	687 100%
IRU 2nd Cohort (2006 cases so far)	53 4.0%	359 27.4%	212 16.2%	688 52.4%	1,312 100%
MPRI Pilot 1st Cohort (1 st round 1 st wave)	0 0.0%	33 21.7%	38 25.0%	81 53.3%	152 100%
MPRI Pilot 2nd Cohort (1 st round 2 nd wave)	31 3.8%	217 26.9%	147 18.2%	411 51.0%	806 100%
MPRI Pilot 3rd Cohort (1 st round 3 rd wave)	7 2.2%	108 33.9%	56 17.6%	148 46.4%	319 100%
MPRI Mentally III Demonstration	3 8.8%	14 41.2%	5 14.7%	12 35.3%	34 100%
Across All Cohorts	136 4.1%	933 28.2%	585 17.7%	1,656 50.0%	3,310 100%

Community Residential Programs



This section contains data regarding Community Residential Programs (CRP).

CRP is a very old program within the Department that has changed over time. Many offenders were housed in over a dozen corrections centers while others, when not working or in treatment programs, were under house arrest on electronic monitoring. The Department now has only one remaining corrections center located in Grand Rapids.

Table H1 shows the end-of-year CRP prisoner population from 1997 through 2006. The decreases in the CRP population were due primarily to:

- The CRP zero tolerance escape policy which was implemented on September 1, 1993.
- Truth-in-Sentencing legislation (effective December 15, 1998) which requires incarceration in secure prisons and camps throughout the minimum sentences for affected prisoners.

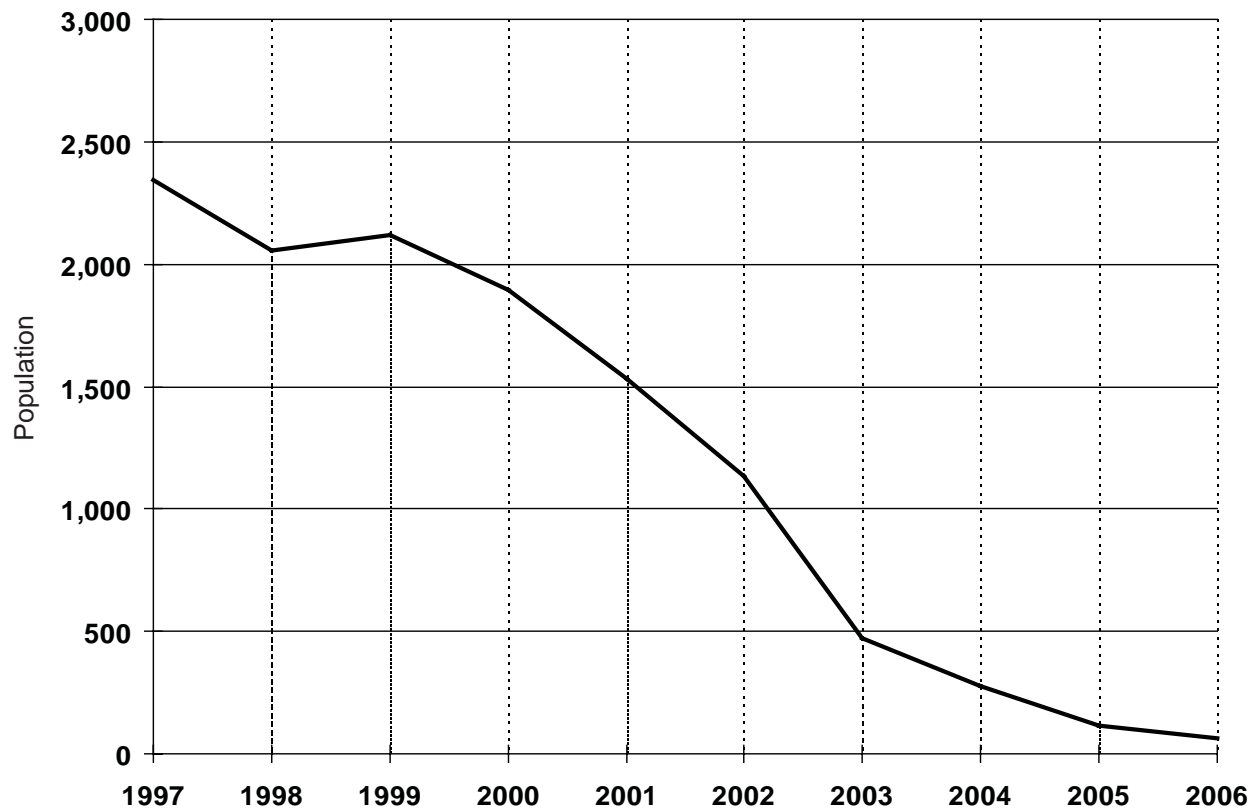
Table H2 provides information regarding movement to and termination from Community Residential Programs during 2006.

Table H3 shows the end-of-year electronic monitoring population from 2001 through 2006, broken down by type of offender.

Table H4 presents information regarding the CRP zero tolerance escape policy for years 1995 through 2006.

H1 Year-End Prisoner Population: Community Residential Programs (Community Corrections Centers & Electronic Monitoring) Calendar Years 1997 - 2006

Year	Year-End Population	Numerical Change	Percent Change
1997	2,345	---	---
1998	2,058	(287)	(12.2)
1999	2,117	59	2.9
2000	1,897	(220)	(10.4)
2001	1,532	(365)	(19.2)
2002	1,132	(400)	(26.1)
2003	470	(662)	(58.5)
2004	274	(196)	(41.7)
2005	116	(158)	(57.7)
2006	61	(55)	(47.4)



SOURCE: Prisoner Census Report.

H2 2006 Prisoner Movement Summary: Community Residential Programs

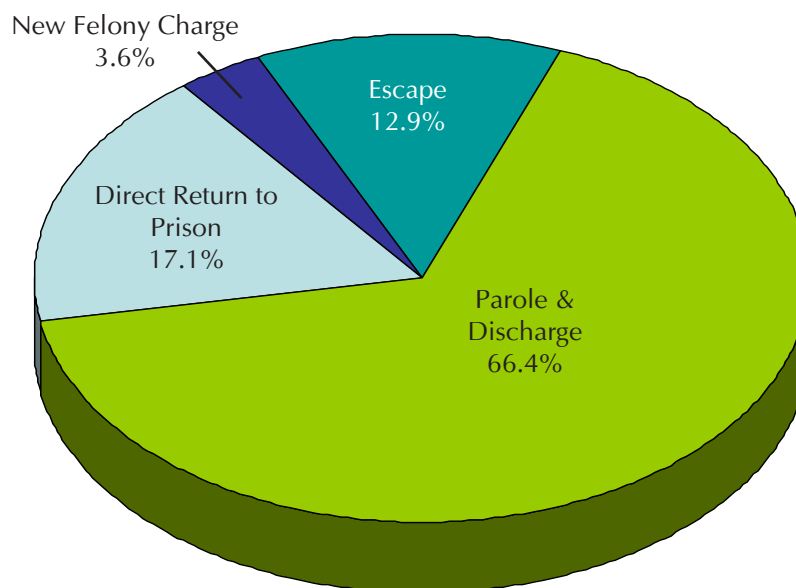
Beginning Population.....	116
Transfers In.....	184
Total Service Population.....	300
Average Monthly Population	76

TERMINATIONS

Movement to Parole.....	180
Discharge from Sentence	6
Escape	36
Direct Return to Prison*	48
New Felony Charge	10
Death.....	0
Total	280

*Includes medical, administrative and disciplinary returns.

PERCENTAGE DISTRIBUTION OF TERMINATIONS

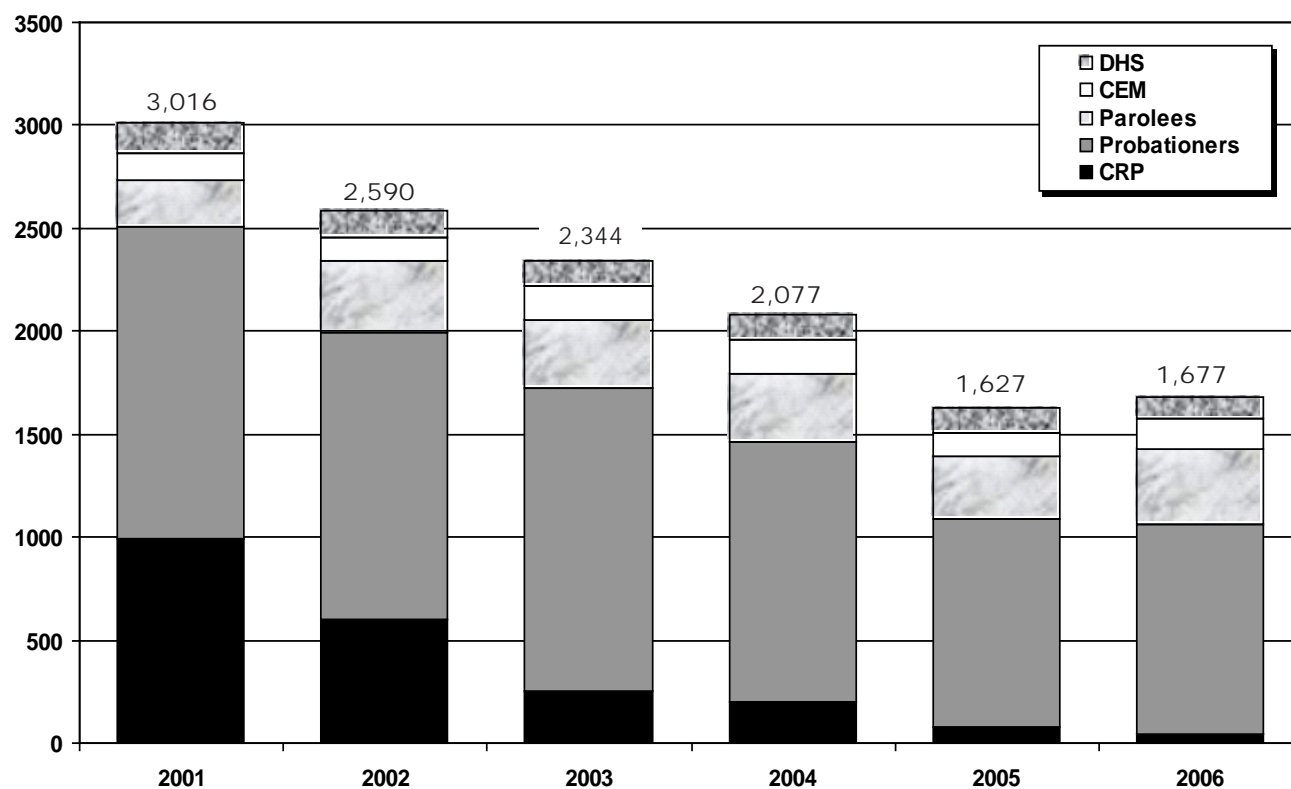


SOURCE: Correction Management Information System (CMIS).

H3 End-of-Year Electronic Monitoring Population

Calendar Year 2001 - 2006

Year	Community Residential Programs Prisoners	Probationers	Parolees	Community Electronic Monitoring*	Department of Human Services*	TOTAL
2001	990	1,514	228	129	155	3,016
2002	597	1,397	349	110	137	2,590
2003	249	1,472	330	170	123	2,344
2004	197	1,263	336	160	121	2,077
2005	80	1,005	306	117	119	1,627
2006	44	1,019	368	141	105	1,677
2006 % Total	3%	61%	22%	8%	6%	100%



SOURCE: Field Operations Administration.

*Leased Equipment and monitoring services to local community corrections and DHS juvenile agencies.

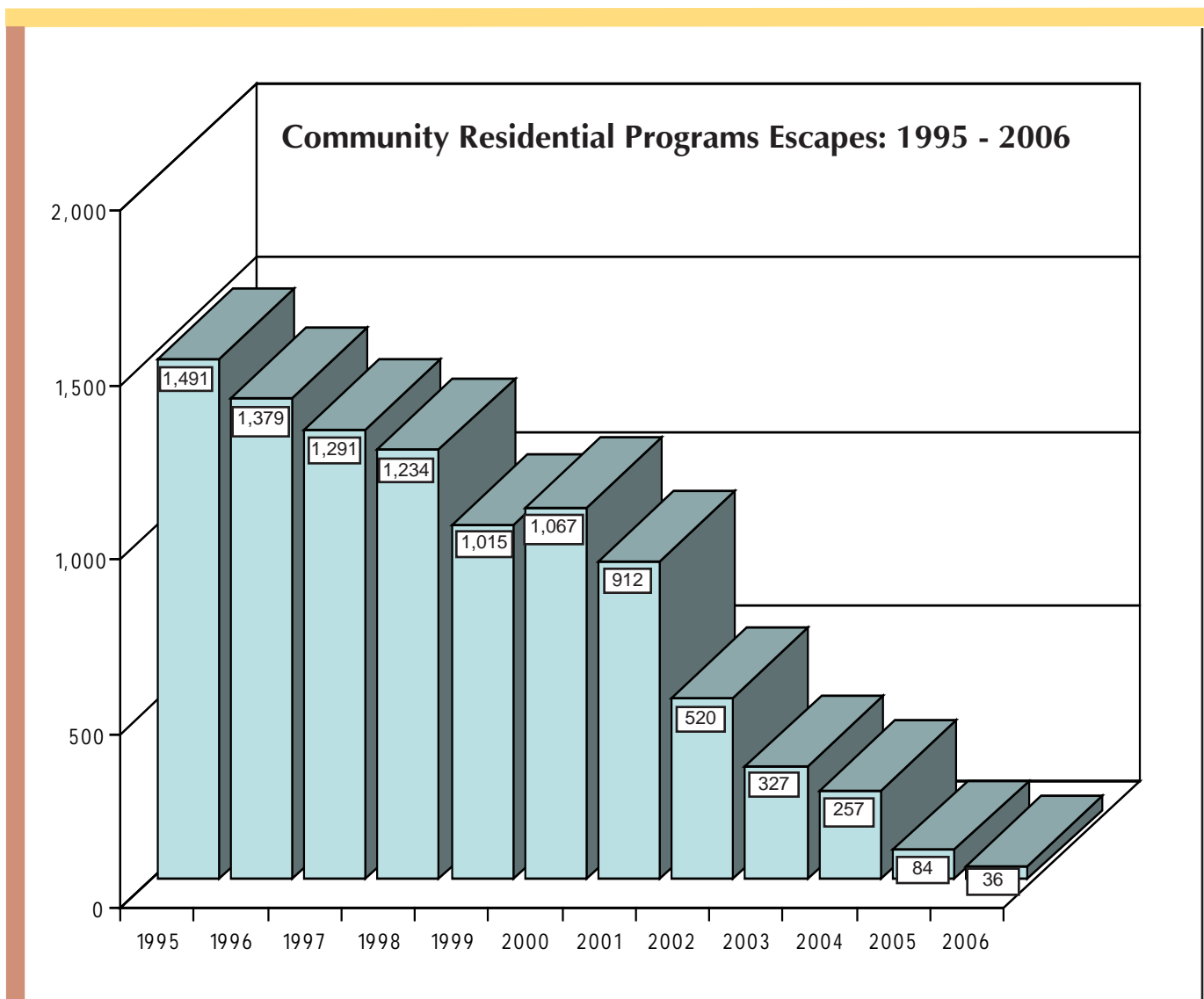
H4 Zero Tolerance Escape Policy 1995 - 2006 Community Residential Programs

- Zero tolerance escape policy was implemented on September 1, 1993 to strengthen monitoring and accountability of prisoners in community programs.
- Under the policy, prisoners must adhere to preset daily schedules which determine their whereabouts at specific times. Any violations of the schedules with-

out mitigating circumstances are considered escapes, and immediate steps are taken to apprehend and return the prisoners to an institution.

- Zero tolerance CRP escapes increased sharply at first while prisoners got used to the policy, but the number of CRP escapes subsequently declined over the

years. In the most recent years the decline in CRP escape numbers has also reflected the drop in CRP population, resulting from the Truth-in-Sentencing law, which prohibits CRP placement for affected prisoners until after the full minimum sentence has been served.



SOURCE: Corrections Management Information System

Special Alternative Incarceration Program

I

This section describes offenders committed to Camp Cassidy Lake, the Special Alternative Incarceration (SAI) boot camp program for prisoners and probationers. SAI is a two-phase program.

Phase I, patterned after military basic training, involves physical fitness and programming (education, substance abuse awareness, basic life skills and counseling).

Phase II is an optional residential placement in the community while on parole or probation.

In 2003, *Phase III*, the intensive parole or probation supervision in the community, was replaced with regular community supervision. FTE's and funding previously under *Phase III* are now included in Field Supervision.

The program's objectives are to end criminal behavior by developing offender self-esteem and self-discipline, a sense of individual responsibility and a positive work ethic.

Data regarding SAI prisoner and probationer intake is provided in Tables I1, I2 and I3. SAI Phase I program performance and post-program outcomes are summarized in Tables I4 through I7. Additional information about the SAI program (such as the offender eligibility criteria) is available in a separate annual report.

Effective June 2004, the responsibility for the SAI program transferred from the Field Operations Administration to the Correctional Facilities Administration with Cooper Street Correctional Facility serving administratively as parent institution.

I 2006 SAI *Prisoner Intake by Offense* *Special Alternative Incarceration Boot Camp* *(Includes Attempts)* Page 1 of 2

Offense	Violations
GRAND TOTAL	993
257.602A3 Police Officer - Fleeing - 3rd Degree Vehicle Code	22
257.617 Fail to Stop at Accident - Result Serious Impairment/Death	1
257.6251 Drive M.V. Addict or Intox	3
257.6256D OWI - Impaired w/Contr. Sub, 3rd Offense	110
333.7401 Contr. Sub - Delivery/ Manufacture	16
333.74012A3 Contr. Sub - Del/Mfg (Narc. or Cocaine) 50 - 449 Grams	24
333.74012A4 Contr. Sub - Del/Mfg (Narc. or Cocaine) Under 50 Grams	88
333.74012B Contr. Sub - Del/Mfg (Schedules 1-3), Methamphetamine/Ecstasy	46
333.74012D Contr. Sub - Del/Mfg (Schedule 5)	20
333.74012C2C Contr. Sub - Operate/Maintain Lab Involve Hazardous Waste	3
333.74012C2D Contr. Sub - Operate/Maintain Lab Near Specified Places	3
333.7401C2F Contr. Sub - Operate/Maintain Lab Involve Methamphetamine	18
333.74032A3 Contr. Sub - Poss (Narcotic/ Cocaine) 50 - 449 Grams	1
333.74032A5 Contr. Sub - Poss (Narcotic/ Cocaine) Under 25 Grams	21
333.74032B1 Contr. Sub - Poss Methamphetamine/Ecstasy	9
333.74032D Contr. Sub - Poss Marijuana	3
333.7405D Contr. Sub - Maintaining a Drug House	8
750.814 Domestic Violence, 3rd Offense	9
750.81 Assault or Assault and Battery	24
750.82 Felonious Assault	46
750.84 Asslt w/Intent to do Body Harm Less Than Murder	38

Offense	Violations
750.88 Asslt w/Intent to Rob While Unarmed	6
750.110 Break & Enter - A Building w/Intent	66
750.110A2 Home Invasion - 1st Degree	35
750.110A3 Home Invasion - 2nd Degree	62
750.110A4 Home Invasion - 3rd Degree	8
750.111 Break & Enter - Entry w/o Breaking w/Intent	6
750.116 Burglar's Tools - Possession	1
570.131A1 Check - No Account	1
750.157N1 Financial Transaction Device - Steal/Retain w/o Consent	6
750.159i1 Criminal Enterprise - Conducting	1
750.161 Desertion/Abandon/Non-Support	2
750.165 Child Support - Fail to Pay	20
750.174 Embezzlement - Agent or Trustee	6
750.184-A Drugs/Meds - Adulterate to Affect Quality Cause Personal Injury	3
750.197CA Assault of Prison Employee	3
750.199A Bond - Absconding or Forfeiting	2
750.218-A False Pretenses - \$100 or Less, 4th	1
750.2241-A Weapons - Dangerous Weapon, Misc	1
750.224F Weapons - Firearms, Possess by Felon	9
750.227 Weapons - Carrying Concealed	18
750.227B Weapons - Felony Firearm	1
750.234B Weapons - Firearms, Discharge in/at Bldg.	3

I 2006 SAI *Prisoner Intake by Offense* *Special Alternative Incarceration Boot Camp* *(Includes Attempts)* Page 2 of 2

Offense		Violations
750.248	Forgery	3
750.249	Uttering & Publishing	29
750.285	Obtain Personal Identity Info w/o Permission	1
750.356A	Larceny - From Motor Vehicle	15
750.356C	Retail Fraud - 1st Degree	13
750.357	Larceny from Person	18
750.360	Larceny In Building	15
750.377A	Malicious Destruction Personal Property	8
750.377B	Malicious Destruction Fire/Police Property	1
750.380	Malicious Destruction Building	1
750.411i	Stalking - Aggravated	10
750.413	Motor Vehicle - Unlawfully Driving Away	21
750.414	Motor Vehicle - Unlawful Use	3
750.479	Public Officer - Assault or Obstruct	11
750.505-B	Accessory After the Fact to Felony	6
750.530	Robbery - Unarmed	30
750.535	Stolen Property - Rec & Conc	22
750.5357	Stolen Property - Rec & Conc Motor Vehicle	11
752.861	Weapons - Firearms, Careless Use Cause Injury/Death	1

Source: Correctional Facilities Administration

I2 2006 SAI *Probationer* Intake by Offense

Special Alternative Incarceration Boot Camp
(Includes Attempts)
Page 1 of 2

Offense		Violations
GRAND TOTAL		844
257.602A	Police Officer - Fleeing - Vehicle Code	21
257.6256D	OWI - Impaired w/Contr. Sub, 3rd Offense	17
333.74012A4	Contr. Sub - Del/Mfg (Narc. or Cocaine) Under 50 Grams	78
333.74012B1	Contr. Sub - Del/Mfg Methamphetamine/Ecstasy	5
333.74012D	Contr. Sub - Del/Mfg (Schedule 5)	31
333.7401C2F	Contr. Sub - Operate/Maintain Lab Involve Methamphetamine	5
333.74032A5	Contr. Sub - Poss (Narcotic/ Cocaine) Under 25 Grams	42
333.74032B	Contr. Sub - Poss (Analogues/ Meth/Ecstasy or Schedules 1-4)	9
333.74032D	Contr. Sub - Poss Marijuana	6
333.7405D	Contr. Sub - Maintaining a Drug House	2
750.81	Assault or Assault and Battery	29
750.82	Felonious Assault	25
750.84	Asslt w/Intent to do Body Harm Less Than Murder	12
750.88	Asslt w/Intent to Rob While Unarmed	5
750.89	Asslt w/Intent to Rob While Armed	6
750.110	Break & Enter - A Building w/Intent	76
750.110A2	Home Invasion - 1st Degree	22
750.110A3	Home Invasion - 2nd Degree	86
750.110A4	Home Invasion - 3rd Degree	6
750.111	Break & Enter - Entry w/o Breaking w/Intent	7
750.131A2	Check - Non-Sufficient Funds - 3 Within 10 Days	5

Offense		Violations
750.136B3	Child Abuse - 2nd Degree	1
750.157N1	Financial Transaction Device - Steal/Retain w/o Consent	11
750.224F	Weapons - Firearms, Possess by Felon	7
750.226	Weapons - Dangerous Weapon, Carry w/Unlawful Intent	1
750.227	Weapons - Carrying Concealed	43
750.234B	Weapons - Firearms, Discharge in/at Bldg.	4
750.248	Forgery	2
750.249	Uttering & Publishing	14
750.356A	Larceny - From Motor Vehicle	38
750.356C	Retail Fraud - 1st Degree	7
750.357	Larceny from Person	18
750.360	Larceny in Building	20
750.377A	Malicious Destruction Personal Property	7
750.377B	Malicious Destruction Fire/ Police Property	5
750.380	Malicious Destruction Building	3
750.411i	Stalking - Aggravated	2
750.413	Motor Vehicle - Unlawfully Driving Away	30
750.414	Motor Vehicle - Unlawful Use	2
750.479	Public Officer - Assault or Obstruct	18
750.505-A	Obstruction of Justice	4
750.520E	CSC - 4th Degree - Multiple Variables	2
750.529	Robbery - Armed	1

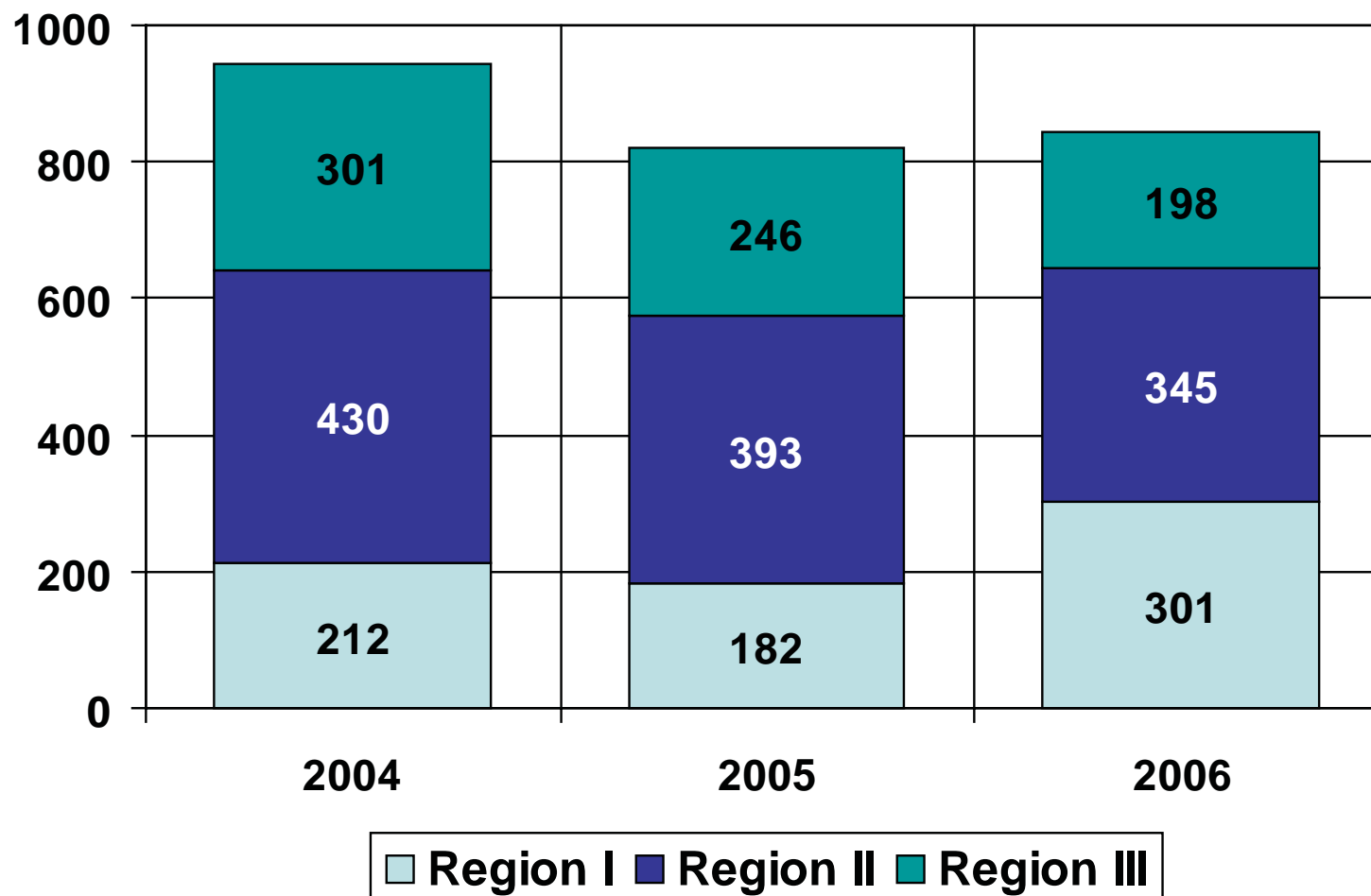
I2 2006 SAI *Probationer* Intake by Offense

Special Alternative Incarceration Boot Camp
(Includes Attempts)
 Page 2 of 2

Offense		Violations
750.530	Robbery - Unarmed	50
750.535	Stolen Property - Rec & Conc	38
750.535-A	Stolen Property - Rec & Conc Over \$100 (obsolete)	19
750.771C	Arson - Prepare to Burn Property	1
750.814	Domestic Violence, 3rd Offense	1

Source: Correctional Facilities Administration

I3 Comparison of SAI *Probationer* Intake by Field Operation 2004 - 2006 Administration Regions by Year



Source: Correctional Facilities Administration

I 4 SAI Phase I *Prisoner* Program Performance 2004 - 2006

	2004		2005		2006	
Graduated	578	82.1%	522	78.6%	804	80.5%
Voluntary Withdrawals	49	7.0%	41	6.2%	57	5.7%
Terminated as Rule Violators	17	2.4%	33	5.0%	23	2.3%
Terminated for Medical Reasons	46	6.5%	58	8.7%	100	10.0%
Terminated for Admin. Reasons	14	2.0%	10	1.5%	15	1.5%
Total	704	100.0%	664	100.0%	999	100.0%

SOURCE: Correctional Facilities Administration.

I 5 SAI Phase I *Probationer* Program Performance 2004 - 2006

	2004		2005		2006	
Graduated	755	78.6%	639	77.6%	652	80.1%
Voluntary Withdrawals	43	4.5%	40	4.9%	30	3.7%
Terminated as Rule Violators	58	6.0%	49	6.0%	37	4.5%
Terminated for Medical Reasons	83	8.6%	70	8.5%	83	10.2%
Terminated for Admin. Reasons	22	2.3%	25	3.0%	12	1.5%
Total	961	100.0%	823	100.0%	814	100.0%

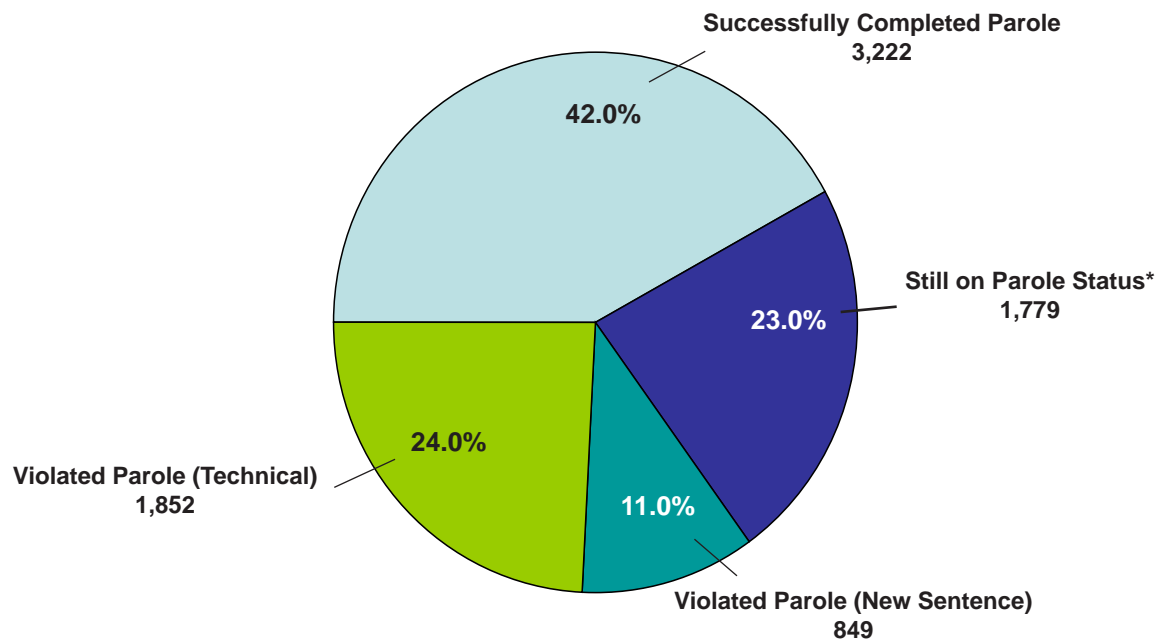
SOURCE: Correctional Facilities Administration.

I6 SAI Phase I *Prisoner* Post-Program Performance 1992 - 2006

	1992 - 2003		2004		2005		2006		Total Since SAI - Prison Program Started	
Still on Parole Status*	622	10.7%	109	19.0%	312	59.9%	756	93.9%	1,799	23.0%
Successfully Completed Parole	2,840	48.8%	294	51.0%	87	16.7%	1	0.1%	3,222	42.0%
Violated Parole (Technical)	1,667	28.6%	94	16.3%	66	12.7%	25	3.1%	1,852	24.0%
Violated Parole (New Sentence)	691	11.9%	79	13.7%	56	10.7%	23	2.9%	849	11.0%
Total Graduates	5,820	100.0%	576	100.0%	521	100.0%	805	100.0%	7,222	100.0%

I7 SAI Phase I *Prisoner* Post-Program Performance 1992 - 2006

All Graduates Since SAI-Prison Program Started



*Includes parolees who have absconded from parole.

SOURCE: Corrections Management Information System (CMIS).

NOTE: Reflects outcome of the parole term following boot camp.



This section provides data on the Office of Community Corrections (OCC).

OCC works with local units of government and criminal justice professionals to implement Michigan's Community Corrections Act. The purpose of the Act is to increase the range and utilization of community sanctions and services for non-violent offenders in order to reduce admissions to prison. The OCC implements program policies, guidelines and standards, and provides technical assistance to local units of government to develop and implement locally-developed comprehensive corrections plans. These plans outline criminal justice problems and how policies and practices and P.A. 511 funds will address them.

Local governments voluntarily participate in the implementation of the Act through forming Community Corrections Advisory Boards (CCABs) which have responsibilities for developing comprehensive corrections plans. The plans establish the framework for applications for funds. Since 1989, 80 counties across the state have elected to participate in implementation of the Act through the formulation of

single-county, multi-county and county-city Community Corrections Advisory Boards. Fiscal Year 2006 funds were awarded to support the implementation or continued operation of community-based sanctions and services in 72 counties.

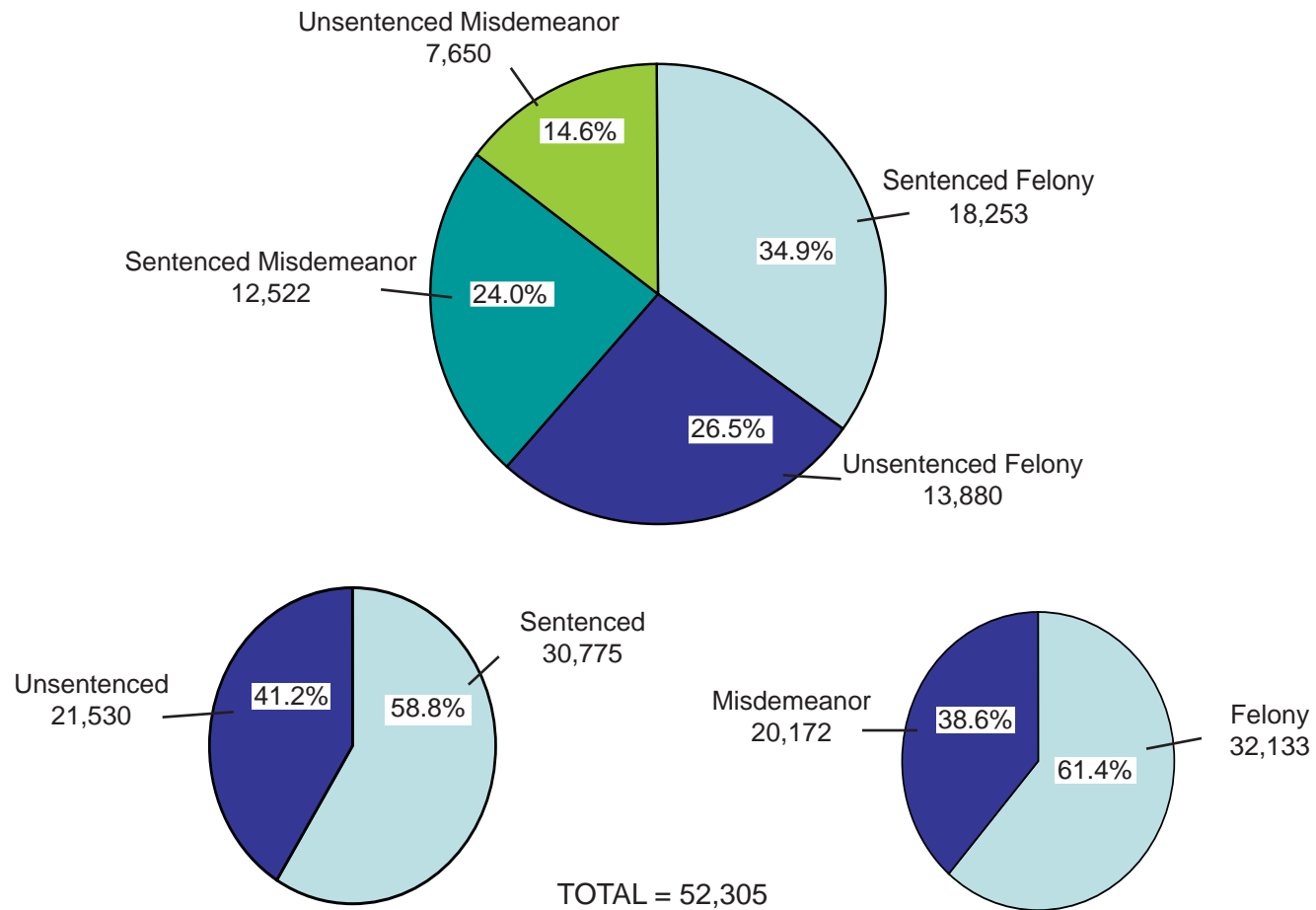
During FY 2006, \$12,517,205 was awarded for comprehensive corrections plans and services, \$16,925,50 for probation residential services, and \$2,080,900 for the drunk driver jail reduction and community treatment program.

The OCC continued to work with local agencies to upgrade criminal justice information systems and to facilitate data sharing and the development of integrated information systems in FY 2006. This included efforts to integrate information from jails, courts, probation, service providers and local community corrections agencies. The goals are to reduce redundancy in data entry, improve the quality of the data available at local and state levels, improve communication among agencies and improve the efficiency of criminal justice decision making.

The number of new enrollees in community corrections programs during FY 2006 was 52,305. Table J1 shows the number of offenders determined eligible and enrolled in programs by crime class and legal status. Table J2 shows the award of comprehensive plans and services funds by program category. Table J3 illustrates the authorized and actual utilization of probation residential services.

J1 Offenders Enrolled in P.A. 511 Community Corrections Programs in FY 2006

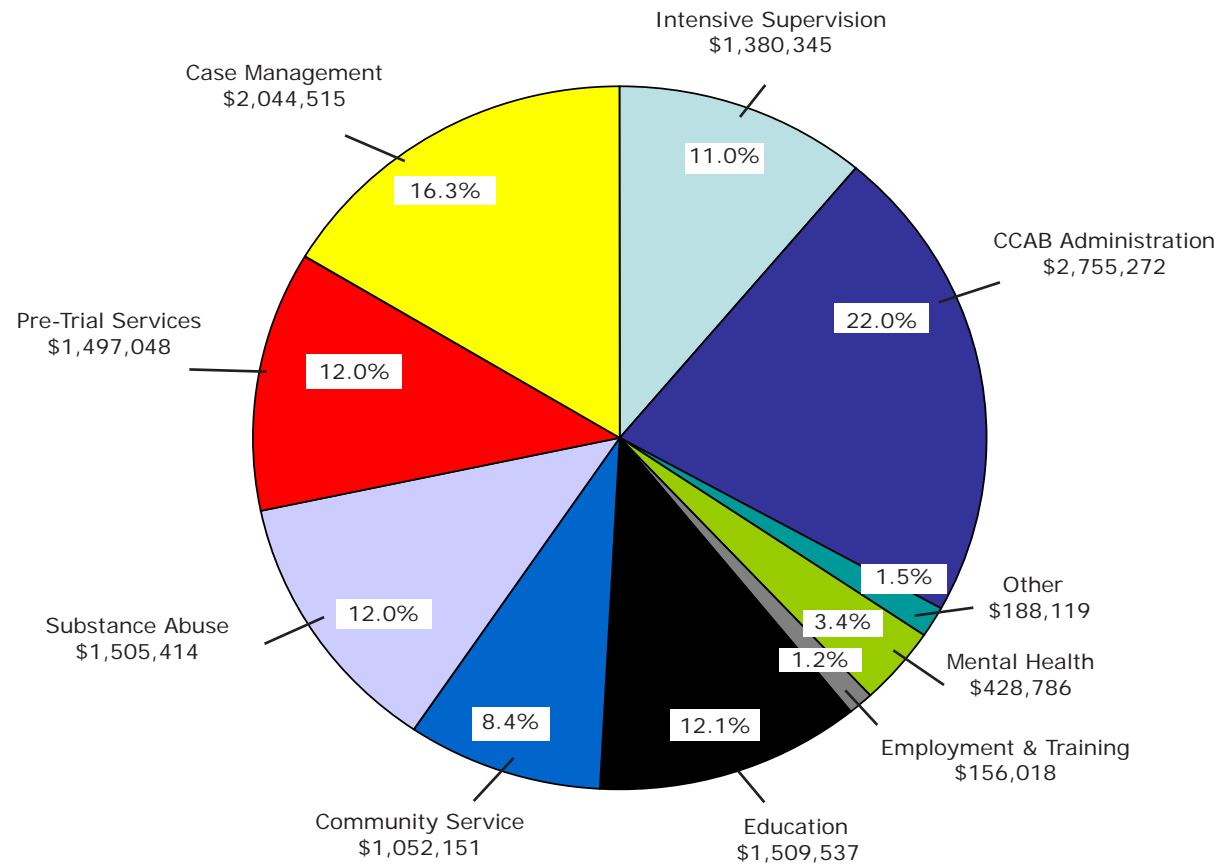
By Crime Class and Legal Status at Enrollment



Source: Office of Community Corrections, Planning and Community Development Administration

J2 Grants Awarded in FY 2006: \$12,517,205

Community Corrections Comprehensive Plans and Services



Source: Office of Community Corrections, Planning and Community Development Administration

J3 2006 Probation Residential Services

PROGRAM	AUTHORIZED AVERAGE DAILY POPULATION	ACTUAL AVERAGE DAILY POPULATION	UTILIZATION RATE
ALLEGAN	5.00	2.91	58.14%
BARRY	2.00	0.98	49.18%
BAY	15.00	13.00	86.68%
BERRIEN	34.68	35.41	102.12%
CALHOUN	27.00	25.63	94.93%
CASS	9.00	8.68	96.50%
CLINTON	1.00	0.52	51.51%
EATON	12.84	11.81	91.95%
GENESEE	81.00	78.99	97.52%
HURON	0.58	0.00	0.00%
INGHAM	31.00	30.07	97.00%
IONIA	3.00	2.42	80.64%
ISABELLA	2.00	1.25	62.60%
JACKSON	9.55	6.24	65.35%
KALAMAZOO	72.99	67.86	92.98%
KENT	77.10	73.14	94.87%
LENAWEE	6.00	7.49	124.84%
LIVINGSTON	7.55	7.49	99.16%
MACOMB	42.10	40.00	95.03%
MARQUETTE	2.21	1.95	88.28%
MASON	1.10	1.11	100.04%
MECOSTA	2.00	0.79	39.32%
MIDLAND	8.00	7.61	95.17%
MONROE	24.00	21.81	90.86%
MONTCALM	6.00	4.87	81.23%
MUSKEGON	43.00	42.43	98.67%
NORTHERN MICHIGAN	4.00	3.16	79.04%
NEMCOG SUNRISE SIDE	3.76	3.61	95.99%
NORTHWEST MICHIGAN	8.10	7.62	94.01%
OAKLAND	92.93	96.94	104.31%
OSCEOLA	1.00	0.76	76.31%
OTTAWA	6.00	4.58	76.26%
SAGINAW	41.24	34.06	82.59%
ST. CLAIR	40.00	38.41	96.01%
ST. JOSEPH	21.00	22.65	107.84%
SHIAWASSEE	1.10	1.12	100.93%
13TH CIRCUIT	8.52	8.89	104.27%
34TH CIRCUIT	2.10	1.59	75.73%
THUMB AREA	5.00	3.58	71.62%
VAN BUREN	11.00	7.42	67.42%
WASHTENAW	17.99	17.27	95.98%
WAYNE	185.10	179.85	97.16%
WEST CENTRAL U.P.	2.21	2.13	96.34%
TOTALS	976.77	928.08	95.02%

Source: Office of Community Corrections, Planning and Community Development Administration