












# MiScorecard Performance Summary

**Business Unit:** Offender Success Administration Green >=90% of target  
**Executive/Director Name:** Kyle Kaminski, Offender Success Administrator Yellow >= 75% - 90% of target  
**Reporting Period:** Aug 2019 Red <75% of target  
Date Approved: 9/11/2019

**Description:** Offender Success Administration is committed to providing all vital documentation and academic skills training for prisoners to enhance their ability to acquire and maintain employment upon release.

Metric ID	Metric	Status	Progress	Target	Current	Previous	Frequency	Metric Definition
<b>V5 - Humane, Protective Custodial Care, Rehabilitative Opportunities, Reentry Assistance</b>								
REA-12	Statewide Job Placement Rate for Offender Success Administrative Agencies - % Job Placement Enrollments	Green		45.0%	49.3% FY 2019 Q2	40.2%	Quarterly	Quarterly job placement rate for the number of participants enrolled in Job Placement services that obtained employment during the reporting period. Rates expressed as a percentage of all job placement enrollments. Each year, over 2,000 parolees are expected to be referred to Offender Success Administrative Agencies for job placement services to obtain employment. A range of services provided is dependent upon the specific needs and may include vocational assessments, vocational training, soft skill development, temporary work experience, on-the-job training and work supplies. Additionally, OSAs work recruit local employers to place offenders into jobs. Q1= Oct, Nov & Dec. Q2= Jan, Feb & March. Q3= April, May & June. Q4= July, Aug & Sept.
REA-13	Statewide Average Length of Stay (LOS) for Offender Success-funded Transitional Housing - # of days in housing for parolees enrolled quarterly.	Yellow		70	57 FY 2019 Q2	55	Quarterly	Average Length of Stay (LOS), days, in housing for parolees enrolled in Offender Success Administrative Agency (OSAA) transitional housing. Each year, it is estimated that 3,000 parolees are enrolled in transitional housing with the goal of moving parolees towards stable housing. Transitional housing options include base housing (landlord locations, motels and apartments) to more structured housing at residential program centers, shelters with monitoring and food. All transitional housing recipients receive case management assistance. The Length of Stay is used as one measurement to generally determine how efficient MDOC's Transitional Housing program is in moving offenders towards housing stability. The Michigan Department of Corrections maintains contracts with local OSAs to provide a capacity of approximately 1,700 beds at over 250 locations serving all 10 regions within the state. Q1= Oct, Nov & Dec. Q2= Jan, Feb & March. Q3= April, May & June. Q4= July, Aug & Sept.
REA-01	VPP Mod - Prisoners Completing Required Programming - % Prisoners Completing	Green		92.0%	90.4% August, 2019	91.2%	Monthly	Prisoner programming focuses on changing the prisoner's thought processes utilizing cognitive restructuring and behavioral techniques. Prisoners are considered for programming while incarcerated based on their assessed risk and need level and are prioritized for programming by their parole board jurisdiction date(PBJ). Eligible prisoners participate in Violence Prevention Program - Moderate programming. The Parole Board considers approximately 12,500 prisoners per year for parole or continuance on the prison sentence(s) for which a prisoner is serving. It is the goal of the Offender Success Services Section that prisoners have completed the required programming 5 months in

								advance of their PBJ, so that the programming is complete when the prisoner is considered by the Parole Board. A higher percentage indicates a greater number of prisoners being better prepared, in advance of being seen by the Parole Board.
REA-02	GED Certificates - # GED Certificates Completed	Red		450	337 FY 2019 Q3	346	Quarterly	The Michigan Department of Corrections (MDOC) releases approximately 9,000 prisoners each year, and the Department is committed to providing academic skills training for prisoners designed to enhance their ability to acquire and maintain employment upon release. A higher number of GED Certificate completions indicates greater preparation by prisoners for seeking and maintaining employment upon their release. Q1= Oct, Nov & Dec. Q2= Jan, Feb & March. Q3= April, May & June. Q4= July, Aug & Sept.
REA-03	CTE/Vocational Certifications - # Completed	Green		450	488 FY 2019 Q3	378	Quarterly	The Michigan Department of Corrections (MDOC) releases approximately 9,000 prisoners each year, and the Department is committed to providing technical and workplace skills training for prisoners designed to enhance their ability to acquire and maintain employment upon release. A higher number of CTE/Vocational Certificate completions indicates greater preparation by prisoners for seeking and maintaining employment upon their release.
REA-04	Employment Readiness Program - # Completions	Yellow		4500	3913 FY 2019 Q3	3745	Quarterly	The Michigan Department of Corrections (MDOC) releases approximately 9,000 prisoners each year, and the Department is committed to providing workplace skills training for prisoners designed to enhance their ability to acquire and maintain employment upon release. A higher number of Employment Readiness Program completions indicates greater preparation by prisoners for seeking and maintaining employment upon their release. Q1= Oct, Nov & Dec. Q2= Jan, Feb & March. Q3= April, May & June. Q4= July, Aug & Sept.
REA-05	Applications for Birth Certificates - # Completed	Green		1800	2376 FY 2019 Q3	1846	Quarterly	The Michigan Department of Corrections (MDOC) releases approximately 9,000 prisoners each year on parole, and the Department is committed to ensuring that each prisoner is in possession of necessary vital documents upon his/her release (e.g., birth certificate). A higher number of prisoners in possession of these documents upon their release enhances, overall, their ability to acquire and maintain employment.
REA-07	Prisoners Completing Required VPP High Programming - % Prisoners Completing	Yellow		80.0%	65.2% August, 2019	64.0%	Monthly	Prisoner programming focuses on changing the prisoner's thought processes utilizing cognitive restructuring and behavioral techniques. Prisoners are considered for programming while incarcerated based on their assessed risk and need level and are prioritized for programming by their parole board jurisdiction date(PBJ). Eligible prisoners participate in Violence Prevention Program - High programming. The Parole Board considers approximately 12,500 prisoners per year for parole or continuance on the prison sentence(s) for which a prisoner is serving. It is the goal of the Offender Success Services Section that prisoners have completed the required programming 5 months in advance of their PBJ, so that the programming is complete when the prisoner is considered by the Parole Board. A higher percentage indicates a greater number of prisoners being better prepared, in advance of being seen by the Parole Board.
REA-08	Prisoners Completing Required T4C Programming - % Prisoners Completing	Green		90.0%		98.1%	Monthly	Prisoner programming focuses on changing the prisoner's thought processes utilizing cognitive restructuring and

					98.8% August, 2019				behavioral techniques. Prisoners are considered for programming while incarcerated based on their assessed risk and need level and are prioritized for programming by their parole board jurisdiction date(PBJ). Eligible prisoners participate in Thinking for a Change programming. The Parole Board considers approximately 12,500 prisoners per year for parole or continuance on the prison sentence(s) for which a prisoner is serving. It is the goal of the Offender Success Services Section that prisoners have completed the required programming 5 months in advance of their PBJ, so that the programming is complete when the prisoner is considered by the Parole Board. A higher percentage indicates a greater number of prisoners being better prepared, in advance of being seen by the Parole Board.
REA-10	Prisoners Completing Required Meridians Programming - % Prisoners Completing	Green		80.0%	82.7% August, 2019	96.1%	Monthly	Prisoner programming focuses on changing the prisoner's thought processes utilizing cognitive restructuring and behavioral techniques. Prisoners are considered for programming while incarcerated based on their assessed risk and need level and are prioritized for programming by their parole board jurisdiction date(PBJ). Eligible prisoners participate in Meridians programming. The Parole Board considers approximately 12,500 prisoners per year for parole or continuance on the prison sentence(s) for which a prisoner is serving. It is the goal of the Offender Success Services Section that prisoners have completed the required programming 5 months in advance of their PBJ, so that the programming is complete when the prisoner is considered by the Parole Board. A higher percentage indicates a greater number of prisoners being better prepared, in advance of being seen by the Parole Board.	
REA-11	Prisoners Completing Required Moving On Programming - % Prisoners Completing	Green		94.0%	92.1% August, 2019	92.9%	Monthly	Prisoner programming focuses on changing the prisoner's thought processes utilizing cognitive restructuring and behavioral techniques. Prisoners are considered for programming while incarcerated based on their assessed risk and need level and are prioritized for programming by their parole board jurisdiction date(PBJ). Eligible prisoners participate in Moving On programming. The Parole Board considers approximately 12,500 prisoners per year for parole or continuance on the prison sentence(s) for which a prisoner is serving. It is the goal of the Offender Success Services Section that prisoners have completed the required programming 5 months in advance of their PBJ, so that the programming is complete when the prisoner is considered by the Parole Board. A higher percentage indicates a greater number of prisoners being better prepared, in advance of being seen by the Parole Board.	