Michigan Department of Corrections

Public Act 64 of 2019
Critical Incident Reports, Section 911
January 1, 2019 – December 31, 2019

Public Act 64 of 2019

Critical Incident Reports, Section 911

By March 1, the department shall report to the senate and house appropriations subcommittees on corrections, the senate and house fiscal agencies, the legislative corrections ombudsman, and the state budget director the number of critical incidents occurring each month by type and the number and severity of assaults, escape attempts, suicides, and attempted suicides occurring each month at each facility during the immediately preceding calendar year.

Report Criterion

Data documentation is consistent with Michigan Department of Corrections, Policy Directive 01.05.120 Critical Incident Reporting

Report Criterion

- Assault based Critical Incidents are identified by Assault Categories I-V
  - **Category I** – Assault resulting in death or serious physical injury.
  - **Category II** – Sexual assault with penetration.
  - **Category III** – Sexual assault without penetration but involving more than intentional non-consensual touching (e.g., use of force, attempted sexual penetration).
  - **Category IV** – Sexual assault not covered in Category II or III.
  - **Category V** – Assault with non-serious physical injury.

Report Criterion

- Non-Assault based Critical Incidents are identified by the following categories:
  - Employee Related
  - Prisoner Related
  - Other

Report Criterion

- Data information specifies the actual number of Critical Incident Reports written
- Many Critical Incident Reports may contain more than one situation which constitutes a “Critical Incident”
  - For example, multiple assaults which occur during an incident will be summarized in one written report.

Division of Data

- Correctional Facilities Administration (CFA)

  Kinross
  * Facilities

  Jackson
  * Facilities

NOTE: DDC and DRC facilities moved from FOA (Field Operations Administration) in September of 2019 to CFA (Correctional Facilities Administration) and are now counted as part of CFA's boilerplate.

Michigan Department of Corrections, Public Act 64 of 2019 Boilerplate Reporting

Critical Incident Reports, Section 911, January 1, 2019-December 31, 2019

Correctional Facilities Administration, Grandview Plaza, 206 E. Michigan Ave., Lansing, MI 48909

Incidents which occurred off duty.	JAN	FEB	MAR	APR	MAY	JUN	JUL	AUG	SEP	OCT	NOV	DEC	TOTAL
Assault Based Critical Incidents													
Employee Victim													
Category I	1	1	1	0	0	1	0	0	1	0	0	0	5
Category II	0	0	0	0	0	0	0	0	0	0	0	0	0
Category III	0	0	0	0	0	0	0	0	0	0	0	0	0
Category IV	3	0	1	2	1	4	1	0	0	0	0	1	13
Category V	19	18	21	13	19	16	17	13	11	21	13	18	199
Category VI	0	3	0	0	0	0	0	1	1	0	0	2	7
Subtotal (Employee Victim Assault)	**23**	**22**	**23**	**15**	**20**	**21**	**18**	**14**	**13**	**21**	**13**	**21**	**224**
Prisoner Victim													
Category I	7	6	3	6	6	1	5	3	4	4	1	1	47
Category II	0	0	0	0	0	0	0	0	0	0	0	0	0
Category III	0	0	0	0	0	0	0	0	0	0	0	0	0
Category IV	0	0	0	0	2	0	0	0	0	0	0	0	2
Category V	22	32	37	32	43	46	44	33	43	44	31	44	451
Category VI	0	0	0	2	0	0	1	1	4	1	0	0	9
Subtotal (Prisoner Victim Assault)	**29**	**38**	**40**	**40**	**51**	**47**	**50**	**37**	**51**	**49**	**32**	**45**	**509**
Non-Assault Based Critical Incidents													
Employee													
Accidental Death	0	2	4	1	1	0	0	0	2	0	1	4	15
Natural Death	0	0	0	0	0	0	0	0	0	0	0	0	0
Arrest for Felony or Misdemeanor	7	7	10	6	8	11	10	13	10	8	9	7	106
Firearm Discharge	0	0	0	0	0	0	0	1	0	0	1	0	2
Chemical Agent Discharge (when reported as secondary event)	0	0	0	0	0	0	0	0	0	0	0	0	0
Use of Force for Prisoner Control	55	54	54	67	60	61	70	60	40	27	43	23	614
Taser Deployment (when reported as secondary event)	0	0	0	0	0	0	0	0	0	0	0	12	12
Loss or Theft of Firearm, Chemical Agent or Ammo	0	0	0	0	0	0	0	0	0	0	0	0	0
Suicide	0	0	0	0	0	0	0	0	0	0	0	0	0
Suicide Attempts	0	0	0	0	0	0	0	0	0	0	0	0	0
Miscellaneous (includes: key/tool control, misconduct, reasonable suspicion, stop orders)	8	10	10	12	7	10	7	8	9	7	7	3	98
Subtotal (Employee Non-Assault)	**63**	**64**	**64**	**79**	**67**	**71**	**77**	**68**	**49**	**34**	**50**	**38**	**724**
Prisoner													
Accidental Death	1	2	3	0	3	2	1	1	1	1	2	1	18
Natural Death	0	0	0	0	0	0	0	0	0	0	1	0	1
Other Death - Homicide	1	0	0	1	1	0	0	0	0	0	0	0	3
Escape	0	0	0	0	0	0	0	0	0	0	0	0	0
Escape Attempt	1	1	0	0	1	0	2	0	0	0	0	0	5
Drug Overdose	2	5	8	4	2	5	13	5	9	2	6	3	64
Suicide	0	0	0	0	0	1	0	0	0	0	0	2	3
Suicide Attempts / self injury	17	33	28	43	43	51	31	14	38	24	28	27	377
Subtotal (Prisoner Non-Assault)	**22**	**41**	**39**	**48**	**50**	**59**	**47**	**20**	**48**	**27**	**37**	**33**	**471**
Other													
Natural Disaster/Physical Plant	10	10	6	5	8	10	9	10	7	14	14	5	108
Riot/Disturbance/Demonstration	0	2	0	0	0	1	18	38	17	40	34	53	203
Hostage Incident	0	0	0	0	0	0	0	0	0	0	0	0	0
Visitor Related	1	0	0	0	0	0	0	0	0	0	0	0	1
Possession drug, weapon, contraband, smuggling	7	4	5	4	13	6	5	4	3	5	5	6	67
Medical emergency, quarantine, exposure, accident, unusual events	10	14	16	14	14	10	24	4	5	14	7	6	138
Subtotal ("Other")	**28**	**30**	**27**	**23**	**35**	**27**	**56**	**56**	**32**	**73**	**60**	**70**	**517**
Grand Total	**165**	**195**	**193**	**205**	**223**	**225**	**248**	**195**	**193**	**204**	**192**	**207**	**2445**

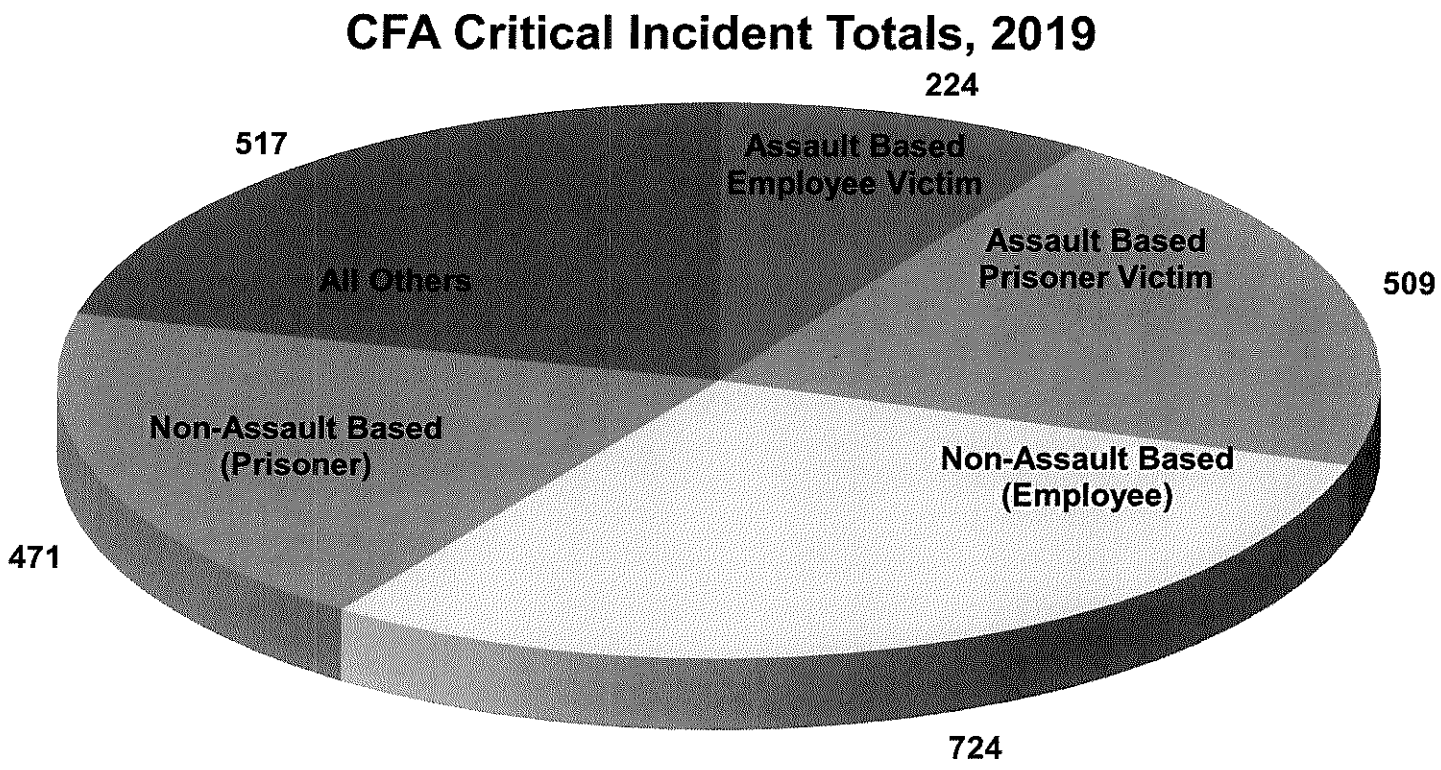

There were 2445 Critical Incidents in CFA .

The data was compiled from 30 Correctional Facilities from January 1, 2019 - December 31, 2019.

Michigan Department of Corrections, Public Act 64 of 2019 Boilerplate Reporting
Critical Incident Reports, Section 911, January 1, 2019-December 31, 2019

Northern Region, 4657 W. Industrial Drive, Kincheloe, MI 49788

Incidents which occurred off duty.	JAN	FEB	MAR	APR	MAY	JUN	JUL	AUG	SEP	OCT	NOV	DEC	TOTAL
Assault Based Critical Incidents													
Employee Victim (includes contractual staff)													
Category I	0	1	1	0	0	0	0	0	1	0	0	0	3
Category II	0	0	0	0	0	0	0	0	0	0	0	0	0
Category III	0	0	0	0	0	0	0	0	0	0	0	0	0
Category IV	0	0	0	1	0	0	0	0	0	0	0	0	1
Category V	2	6	5	5	7	5	7	6	5	8	6	8	70
Category VI	0	0	0	0	0	0	0	0	1	0	0	1	2
Subtotal (Employee Victim Assault)	**2**	**7**	**6**	**6**	**7**	**5**	**7**	**6**	**7**	**8**	**6**	**9**	**76**
Prisoner Victim													
Category I	5	1	2	5	4	1	4	2	1	3	1	1	30
Category II	0	0	0	0	0	0	0	0	0	0	0	0	0
Category III	0	0	0	0	0	0	0	0	0	0	0	0	0
Category IV	0	0	0	0	2	0	0	0	0	0	0	0	2
Category V	8	12	22	11	20	20	23	13	18	18	13	13	191
Category VI	0	0	0	0	0	0	0	0	0	0	0	0	0
Subtotal (Prisoner Victim Assault)	**13**	**13**	**24**	**16**	**26**	**21**	**27**	**15**	**19**	**21**	**14**	**14**	**223**
Non-Assault Based Critical Incidents													
Employee													
Accidental Death	0	1	2	0	1	0	0	0	2	0	0	1	7
Natural Death	0	0	0	0	0	0	0	0	0	0	0	0	0
Arrest for Felony or Misdemeanor	2	6	4	2	3	7	6	7	4	4	3	5	53
Firearm Discharge	0	0	0	0	0	0	0	1	0	0	0	0	1
Chemical Agent Discharge (when reported as secondary ev	0	0	0	0	0	0	0	0	0	0	0	0	0
Use of Force for Prisoner Control	24	23	24	29	27	24	31	30	19	19	29	10	289
Taser Deployment (when reported as secondary event)	0	0	0	0	0	0	0	0	0	0	0	0	0
Loss or Theft of Firearm, Chemical Agent/Ammo	0	0	0	0	0	0	0	0	0	0	0	0	0
Suicide	0	0	0	0	0	0	0	0	0	0	0	0	0
Suicide Attempts	0	0	0	0	0	0	0	0	0	0	0	0	0
Miscellaneous (includes: key/tool control, misconduct, reasonable suspicion, stop orders)	3	3	4	6	1	3	2	4	7	3	3	1	40
Subtotal (Employee Non-Assault)	**27**	**26**	**28**	**35**	**28**	**27**	**33**	**34**	**26**	**22**	**32**	**11**	**329**
Prisoner													
Accidental Death	1	1	0	0	2	1	1	1	1	0	0	0	8
Natural Death	0	0	0	0	0	0	0	0	0	0	1	0	1
Other Death - Homicide	0	0	0	1	1	0	0	0	0	0	0	0	2
Escape	0	0	0	0	0	0	0	0	0	0	0	0	0
Escape Attempt	0	1	0	0	0	0	1	0	0	0	0	0	2
Drug Overdose	1	2	2	2	2	2	6	3	7	1	2	0	30
Suicide	0	0	0	0	0	0	0	0	0	0	0	2	2
Suicide Attempts / self injury	4	6	4	7	6	3	4	0	4	4	2	7	51
Subtotal (Prisoner Non-Assault)	**6**	**10**	**6**	**10**	**11**	**6**	**12**	**4**	**12**	**5**	**5**	**9**	**96**
Other													
Natural Disaster/Physical Plant	3	5	3	0	1	2	2	4	2	2	6	2	32
Riot/Disturbance/Demonstration	0	2	0	0	0	0	6	8	5	14	9	21	65
Hostage Incident	0	0	0	0	0	0	0	0	0	0	0	0	0
Visitor Related	1	0	0	0	0	0	0	0	0	0	0	0	1
Possession drug, weapon, contraband, smuggling	2	0	3	2	3	1	1	1	2	0	1	2	18
Medical emergency, quarantine, exposure, accident, unusual events	1	6	7	9	5	0	9	1	1	5	0	0	44
Subtotal ("Other")	**7**	**13**	**13**	**11**	**9**	**3**	**18**	**14**	**10**	**21**	**16**	**25**	**160**
Grand Total	**55**	**69**	**77**	**78**	**81**	**62**	**97**	**73**	**74**	**77**	**73**	**68**	**884**

Kinross Region: Critical Incident Totals, 2019

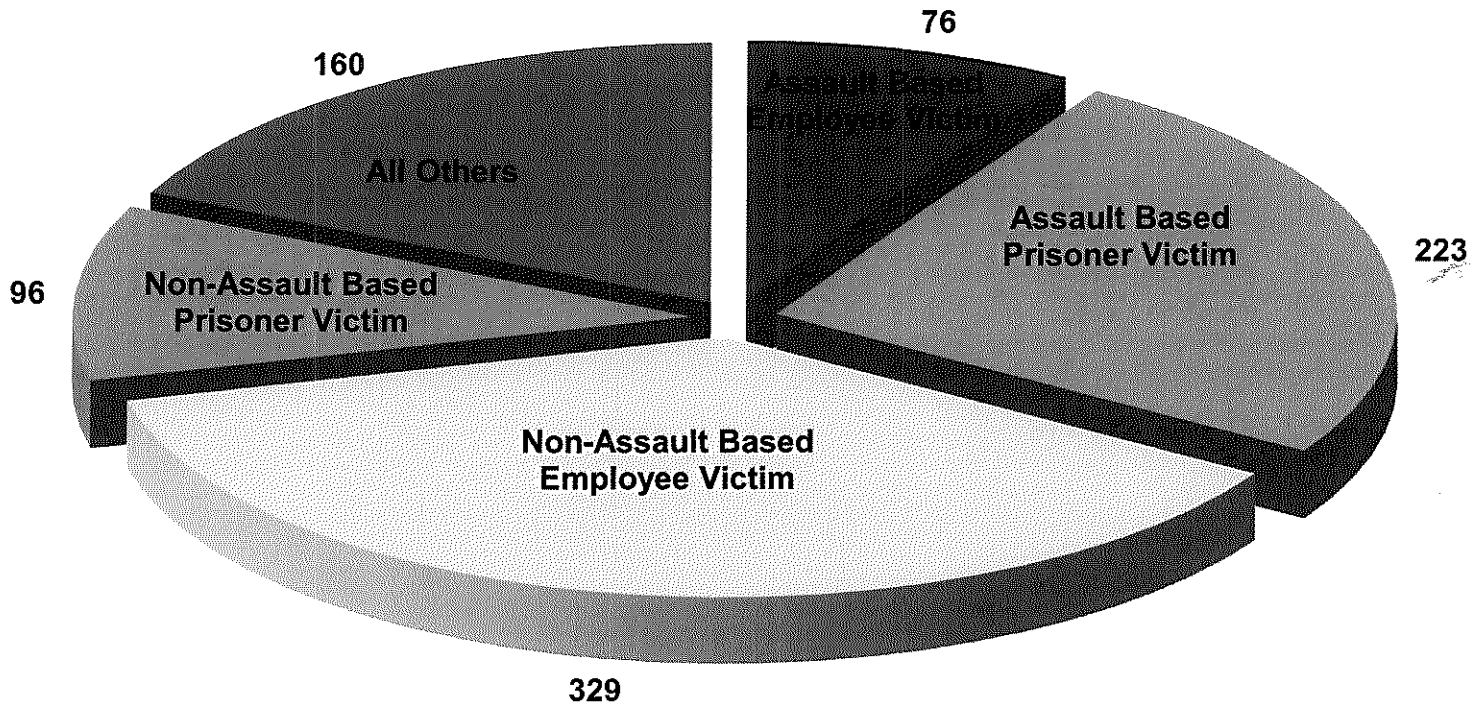

There were 884 Critical Incidents in the Kinross Region. The data was compiled from 13 Correctional Facilities from January 1, 2019 - December 31, 2019.

Michigan Department of Corrections, Public Act 64 of 2019 Boilerplate Reporting
Critical Incident Reports, Section 911, January 1, 2019-December 31, 2019

Baraga Correctional Facility, 301 Wadaga Road, Baraga, MI 49908

Incidents which occurred off duty.	JAN	FEB	MAR	APR	MAY	JUN	JUL	AUG	SEP	OCT	NOV	DEC	TOTAL
Assault Based Critical Incidents													
Employee Victim (includes contractual staff)													
Category I													0
Category II													0
Category III													0
Category IV													0
Category V		2			1	1	1		1	4	3	3	16
Category VI													0
Subtotal (Employee Victim Assault)	0	2	0	0	1	1	1	0	1	4	3	3	16
Prisoner Victim													
Category I				1									1
Category II													0
Category III													0
Category IV													0
Category V						2		1			1		4
Category VI													0
Subtotal (Prisoner Victim Assault)	0	0	0	1	0	2	0	1	0	0	1	0	5
Non-Assault Based Critical Incidents													
Employee													
Accidental Death													0
Natural Death													0
Arrest for Felony or Misdemeanor			1	1	1		1						4
Firearm Discharge													0
Chemical Agent Discharge (when reported as secondary event)													0
Use of Force for Prisoner Control	6	7	2	1	5	3	4	4	1	2	5	4	44
Taser Deployment (when reported as secondary event)													0
Loss or Theft of Firearm, Chemical Agent /Ammo													0
Suicide													0
Suicide Attempts													0
Miscellaneous (includes: key/tool control, misconduct, reasonable suspicion, stop orders)				2									2
Subtotal (Employee Non-Assault)	6	7	3	4	6	3	5	4	1	2	5	4	50
Prisoner													
Accidental Death													0
Natural Death											1		1
Other Death - Homicide													0
Escape													0
Escape Attempt													0
Drug Overdose								1	3				4
Suicide												2	2
Suicide Attempts / Self injury	2	1										2	5
Subtotal (Prisoner Non-Assault)	2	1	0	0	0	0	0	1	3	0	1	4	12
Other													
Natural Disaster/Physical Plant													0
Riot/Disturbance/Demonstration									1	1	2	4	8
Hostage Incident													0
Visitor Related													0
Possession drug, weapon, contraband, smuggling													0
Medical emergency, quarantine, exposure, accident, unusual events								1		1			2
Subtotal ("Other")	0	0	0	0	0	0	0	1	1	2	2	4	10
Grand Total	8	10	3	5	7	6	6	7	6	8	12	0	93

Michigan Department of Corrections, Public Act 64 of 2019 Boilerplate Reporting
Critical Incident Reports, Section 911, January 1, 2019-December 31, 2019

Carson City Correctional Facility, 10522 Boyer Road, Carson City, MI 48811

Incidents which occurred off duty.	JAN	FEB	MAR	APR	MAY	JUN	JUL	AUG	SEP	OCT	NOV	DEC	TOTAL
Assault Based Critical Incidents													
Employee Victim													
Category I													0
Category II													0
Category III													0
Category IV													0
Category V				1							1		2
Category VI													0
Subtotal (Employee Victim Assault)	0	0	0	1	0	0	0	0	0	0	1	0	2
Prisoner Victim													
Category I	3										1		4
Category II													0
Category III													0
Category IV				0									0
Category V	2		3	0	1	2	3	1	1	1	2	3	19
Category VI													0
Subtotal (Prisoner Victim Assault)	5	0	3	0	1	2	3	1	1	1	3	3	23
Non-Assault Based Critical Incidents													
Employee (includes contractual staff)													
Accidental Death													0
Natural Death													0
Arrest for Felony or Misdemeanor	1							2			1		4
Firearm Discharge													0
Chemical Agent Discharge (when reported as secondary event)													0
Use of Force for Prisoner Control	2	1	6	2	5	1	7	3	2	2	2		33
Taser Deployment (when reported as secondary event)													0
Loss or Theft of Firearm, Chemical Agent or Ammo													0
Suicide													0
Suicide Attempts													0
Miscellaneous (includes: key/tool control, misconduct, reasonable suspicion, stop orders)		2	1										3
Subtotal (Employee Non-Assault)	3	3	7	2	5	1	7	5	2	2	3	0	40
Prisoner													
Accidental Death		1			1	1			1				4
Natural Death													0
Other Death - Homicide													0
Escape													0
Escape Attempt													0
Drug Overdose			1	1			3						5
Suicide													0
Suicide Attempts / Self Injury			1		5		1		1				8
Subtotal (Prisoner Non-Assault)	0	1	2	1	6	1	4	0	2	0	0	0	17
Other													
Natural Disaster/Physical Plant	1	1							1				3
Riot/Disturbance/Demonstration		2						1	1	4	1	1	10
Hostage Incident													0
Visitor Related	1												1
Possession drug, weapon, contraband, smuggling	1												1
Medical emergency, quarantine, exposure, accident, unusual events		2		2			3		1				8
Subtotal ("Other")	3	5	0	2	0	0	3	1	3	4	1	1	23
Grand Total	11	9	12	6	12	4	17	7	8	7	8	4	105

Michigan Department of Corrections, Public Act 64 of 2019 Boilerplate Reporting
Critical Incident Reports, Section 911, January 1, 2019-December 31, 2019

Oaks Correctional Facility, 1500 Caberfae Highway, Manistee, MI 49660

Incidents which occurred off duty.	JAN	FEB	MAR	APR	MAY	JUN	JUL	AUG	SEP	OCT	NOV	DEC	TOTAL
Assault Based Critical Incidents													
Employee Victim (includes contractual staff)													
Category I													0
Category II													0
Category III													0
Category IV													0
Category V	1		1		2						1	2	7
Category VI													0
Subtotal (Employee Victim Assault)	1	0	1	0	2	0	0	0	0	0	1	2	7
Prisoner Victim													
Category I	1			1	1								3
Category II													0
Category III													0
Category IV													0
Category V	1			2	1	3	2		1		1		11
Category VI													0
Subtotal (Prisoner Victim Assault)	2	0	0	3	2	3	2	0	1	0	1	0	14
Non-Assault Based Critical Incidents													
Employee													
Accidental Death													0
Natural Death													0
Arrest for Felony or Misdemeanor													0
Firearm Discharge								1					1
Chemical Agent Discharge													0
Use of Force for Prisoner Control	4	5	3	7	2	1	1	3	4	4	5	3	42
Taser Deployment													0
Loss or Theft of Firearm, Chemical Agent or Ammo													0
Suicide													0
Suicide Attempts													0
Miscellaneous (includes: key/tool control, misconduct, reasonable suspicion, stop orders)	1	1			1	1	1			1			6
Subtotal (Employee Non-Assault)	5	6	3	7	3	2	2	4	4	5	5	3	49
Prisoner													
Accidental Death													0
Natural Death													0
Other Death - Homicide													0
Escape													0
Escape Attempt													0
Drug Overdose		1			1	1					1		4
Suicide													0
Suicide Attempts / Self Injury	1	3	1	3	1	1	2		2	1	1	1	17
Subtotal (Prisoner Non-Assault)	1	4	1	3	2	2	2	0	2	1	2	1	21
Other													
Natural Disaster/Physical Plant							2	2					4
Riot/Disturbance/Demonstration							3			1	1	5	10
Hostage Incident													0
Visitor Related													0
Possession drug, weapon, contraband, smuggling						1							1
Medical emergency, quarantine, exposure, accident, unusual events			1										1
Subtotal ("Other")													16
Grand Total	9	10	5	13	9	7	6	4	7	6	9	6	107

Michigan Department of Corrections, Public Act 64 of 2019 Boilerplate Reporting
Critical Incident Reports, Section 911, January 1, 2019-December 31, 2019

Kinross Correctional Facility, 4533 W. Industrial Park Drive, Kincheloe, MI 49788

Incidents which occurred off duty.	JAN	FEB	MAR	APR	MAY	JUN	JUL	AUG	SEP	OCT	NOV	DEC	TOTAL
Assault Based Critical Incidents													
Employee Victim (includes contractual staff)													
Category I													0
Category II													0
Category III													0
Category IV													0
Category V													0
Category VI													0
Subtotal (Employee Victim Assault)	0	0	0	0	0	0	0	0	0	0	0	0	0
Prisoner Victim													
Category I								2				1	3
Category II													0
Category III													0
Category IV													0
Category V		3	2	1	1	1	1		1			2	12
Category VI													0
Subtotal (Prisoner Victim Assault)	0	3	2	1	1	1	1	2	1	0	0	3	15
Non-Assault Based Critical Incidents													
Employee													
Accidental Death													0
Natural Death													0
Arrest for Felony or Misdemeanor		2	1		1		1				1		6
Firearm Discharge													0
Chemical Agent Discharge													0
Use of Force for Prisoner Control					1		1			3			5
Taser Deployment (when reported as secondary event)													0
Loss or Theft of Firearm, Chemical Agent or Ammo													0
Suicide													0
Suicide Attempts													0
Miscellaneous (includes: key/tool control, misconduct, reasonable suspicion, stop orders)													0
Subtotal (Employee Non-Assault)	0	2	1	0	2	0	2	0	0	3	1	0	11
Prisoner													
Accidental Death													0
Natural Death													0
Other Death - Homicide													0
Escape													0
Escape Attempt													0
Drug Overdose													0
Suicide													0
Suicide Attempts / Self Injury													0
Subtotal (Prisoner Non-Assault)	0	0	0	0	0	0	0	0	0	0	0	0	0
Other													
Natural Disaster/Physical Plant		2						1		1		1	5
Riot/Disturbance/Demonstration											1	1	2
Hostage Incident													0
Visitor Related													0
Possession drug, weapon, contraband, smuggling			1										1
Medical emergency, quarantine, exposure, accident, unusual events		2	1	2									5
Subtotal ("Other")	0	4	2	2	0	0	0	1	0	1	1	2	13
Grand Total	0	9	5	3	3	1	3	3	1	4	2	5	39

Michigan Department of Corrections, Public Act 64 of 2019 Boilerplate Reporting
Critical Incident Reports, Section 911, January 1, 2019-December 31, 2019

Alger Correctional Facility, 6141 Industrial Park Drive, Munising, MI 49862

Incidents which occurred off duty.	JAN	FEB	MAR	APR	MAY	JUN	JUL	AUG	SEP	OCT	NOV	DEC	TOTAL
Assault Based Critical Incidents													
Employee Victim (includes contractual staff)													
Category I													0
Category II													0
Category III													0
Category IV													0
Category V						1				1		1	3
Category VI													0
Subtotal (Employee Victim Assault)	0	0	0	0	0	1	0	0	0	1	0	1	3
Prisoner Victim													
Category I													0
Category II													0
Category III													0
Category IV													0
Category V		2		2	4	1	3		2		1	1	16
Category VI													0
Subtotal (Prisoner Victim Assault)	0	2	0	2	4	1	3	0	2	0	1	1	16
Non-Assault Based Critical Incidents													
Employee													
Accidental Death			1		1							1	3
Natural Death													0
Arrest for Felony or Misdemeanor													0
Firearm Discharge													0
Chemical Agent Discharge (when reported as secondary event)													0
Use of Force for Prisoner Control		3	2	2	2		1	3		1			14
Taser Deployment (when reported as secondary event)													12
Loss or Theft of Firearm, Chemical Agent or Ammo													0
Suicide													0
Suicide Attempts													0
Miscellaneous (includes: key/tool control, misconduct, reasonable suspicion, stop orders)								1			1		2
Subtotal (Employee Non-Assault)	0	3	3	2	3	0	1	4	0	1	1	1	19
Prisoner													
Accidental Death													0
Natural Death													0
Other Death - Homicide													0
Escape													0
Escape Attempt													0
Drug Overdose													0
Suicide													0
Suicide Attempts / self injury													0
Subtotal (Prisoner Non-Assault)	0	0	0	0	0	0	0	0	0	0	0	0	0
Other													
Natural Disaster/Physical Plant		1	1								1		3
Riot/Disturbance/Demonstration								2				2	4
Hostage Incident													0
Visitor Related													0
Possession drug, weapon, contraband, smuggling					1								1
Medical emergency, quarantine, exposure, accident, unusual events										1			1
Subtotal ("Other")	0	1	1	0	1	0	0	2	0	1	1	2	9
Grand Total	0	6	4	4	8	2	4	6	2	3	3	5	47

Michigan Department of Corrections, Public Act 64 of 2019 Boilerplate Reporting

Critical Incident Reports, Section 911, January 1, 2019-December 31, 2019

Earnest C. Brooks Correctional Facility, 2500 S. Sheridan Road, Muskegon Heights, MI 49444

Incidents which occurred off duty.	JAN	FEB	MAR	APR	MAY	JUN	JUL	AUG	SEP	OCT	NOV	DEC	TOTAL
Assault Based Critical Incidents													
Employee Victim (includes contractual staff)													
Category I			1						1				2
Category II													0
Category III													0
Category IV													0
Category V	1						1						2
Category VI													0
Subtotal (Employee Victim Assault)	1	0	1	0	0	0	1	0	1	0	0	0	4
Prisoner Victim													
Category I							1		1	1			3
Category II													0
Category III													0
Category IV													0
Category V		1	2	2		3		2	4	2			16
Category VI													0
Subtotal (Prisoner Victim Assault)	0	1	2	2	0	3	1	2	5	3	0	0	19
Non-Assault Based Critical Incidents													
Employee													
Accidental Death													0
Natural Death													0
Arrest for Felony or Misdemeanor						1		1					2
Firearm Discharge													0
Chemical Agent Discharge (when reported as secondary event)													0
Use of Force for Prisoner Control					1	4			3	1	1		10
Taser Deployment													0
Loss or Theft of Firearm, Chemical Agent or Ammo													0
Suicide													0
Suicide Attempts													0
Miscellaneous (includes: key/tool control, misconduct, reasonable suspicion, stop orders)												1	1
Subtotal (Employee Non-Assault)	0	0	0	0	1	5	0	1	3	1	1	1	13
Prisoner													
Accidental Death													0
Natural Death													0
Other Death - Homicide													0
Escape													0
Escape Attempt							1						1
Drug Overdose		1	1										2
Suicide													0
Suicide Attempts / Self Injury													0
Subtotal (Prisoner Non-Assault)	0	1	1	0	0	0	1	0	0	0	0	0	3
Other													
Natural Disaster/Physical Plant	1												1
Riot/Disturbance/Demonstration								1		1			2
Hostage Incident													0
Visitor Related													0
Possession drug, weapon, contraband, smuggling									1			2	3
Medical emergency, quarantine, exposure, accident, unusual events			1										1
Subtotal ("Other")	1	0	1	0	0	0	0	1	1	1	0	2	7
Grand Total	2	2	5	2	1	8	3	4	10	5	1	3	46

Michigan Department of Corrections, Public Act 64 of 2019 Boilerplate Reporting
Critical Incident Reports, Section 911, January 1, 2019-December 31, 2019

Marquette Branch Prison, 1960 U.S. 41 South, Marquette, MI 49855

Incidents which occurred off duty.	JAN	FEB	MAR	APR	MAY	JUN	JUL	AUG	SEP	OCT	NOV	DEC	TOTAL
Assault Based Critical Incidents													
Employee Victim (includes contractual staff)													
Category I		1											1
Category II													0
Category III													0
Category IV				1									1
Category V		2	2	3	1	1	4	2	1	2	1	1	20
Category VI													0
Subtotal (Employee Victim Assault)	0	3	2	4	1	1	4	2	1	2	1	1	22
Prisoner Victim													
Category I													0
Category II													0
Category III													0
Category IV													0
Category V		1	1				1		1	1			5
Category VI													0
Subtotal (Prisoner Victim Assault)	0	1	1	0	0	0	1	0	1	1	0	0	5
Non-Assault Based Critical Incidents													
Employee													
Accidental Death													0
Natural Death													0
Arrest for Felony or Misdemeanor	1	1				2		1	1	1		1	8
Firearm Discharge													0
Chemical Agent Discharge (when reported as secondary event)													0
Use of Force for Prisoner Control	2	3	2	5		1	2	3	1			1	20
Taser Deployment (when reported as secondary event)													11
Loss or Theft of Firearm, Chemical Agent or Ammo													0
Suicide													0
Suicide Attempts													0
Miscellaneous (includes: key/tool control, misconduct, reasonable suspicion, stop orders)			1					2	2		1		6
Subtotal (Employee Non-Assault)	3	4	3	5	0	3	2	6	4	1	1	2	34
Prisoner													
Accidental Death													0
Natural Death													0
Other Death - Homicide													0
Escape													0
Escape Attempt													0
Drug Overdose	1				1		1		1				4
Suicide													0
Suicide Attempts / Self Injury		2	1	3		1	1			2	1	2	13
Subtotal (Prisoner Non-Assault)	1	2	1	3	1	1	2	0	1	2	1	2	17
Other													
Natural Disaster/Physical Plant			2			1				1	2		6
Riot/Disturbance/Demonstration								1		4	4	5	14
Hostage Incident													0
Visitor Related													0
Possession drug, weapon, contraband, smuggling											1		1
Medical emergency, quarantine, exposure, accident, unusual events			1		2								3
Subtotal ("Other")	0	0	3	0	2	1	0	1	0	5	7	5	24
Grand Total	4	10	10	12	4	6	9	9	7	11	10	10	102

Michigan Department of Corrections, Public Act 64 of 2019 Boilerplate Reporting
Critical Incident Reports, Section 911, January 1, 2019-December 31, 2019

Muskegon Correctional Facility, 2400 S. Sheridan Drive, Muskegon, MI 49442

Incidents which occurred off duty	JAN	FEB	MAR	APR	MAY	JUN	JUL	AUG	SEP	OCT	NOV	DEC	TOTAL
Assault Based Critical Incidents													
Employee Victim (includes contractual staff)													
Category I													0
Category II													0
Category III													0
Category IV													0
Category V								1					1
Category VI													0
Subtotal (Employee Victim Assault)	0	0	0	0	0	0	0	1	0	0	0	0	1
Prisoner Victim													
Category I	1		1										2
Category II													0
Category III													0
Category IV					1								1
Category V			2	1	2		2		1				8
Category VI													0
Subtotal (Prisoner Victim Assault)	1	0	3	1	3	0	2	0	1	0	0	0	11
Non-Assault Based Critical Incidents													
Employee													
Accidental Death													0
Natural Death													0
Arrest for Felony or Misdemeanor													0
Firearm Discharge													0
Chemical Agent Discharge													0
Use of Force for Prisoner Control			1				1				3		5
Taser Deployment (when reported as secondary event)													0
Loss or Theft of Firearm, Chemical Agent or Ammo													0
Suicide													0
Suicide Attempts													0
Miscellaneous (includes: key/tool control, misconduct, reasonable suspicion, stop orders)													0
Subtotal (Employee Non-Assault)	0	0	1	0	0	0	1	0	0	0	3	0	5
Prisoner													
Accidental Death					1			1					2
Natural Death													0
Other Death - Homicide													0
Escape													0
Escape Attempt													0
Drug Overdose													0
Suicide													0
Suicide Attempts/Self Injury												1	1
Subtotal (Prisoner Non-Assault)	0	0	0	0	1	0	0	1	0	0	0	1	3
Other													
Natural Disaster/Physical Plant					1								1
Riot/Disturbance/Demonstration										1		1	2
Hostage Incident													0
Visitor Related													0
Possession drug, weapon, contraband, smuggling			1		1								2
Medical emergency, quarantine, exposure, accident, unusual events							2						2
Subtotal ("Other")	0	0	1	0	2	0	2	0	0	1	0	1	7
Grand Total	1	0	5	1	6	0	5	2	1	1	3	2	27

Michigan Department of Corrections, Public Act 64 of 2019 Boilerplate Reporting
Critical Incident Reports, Section 911, January 1, 2019-December 31, 2019

Newberry Correctional Facility, 13747 East County Road 428, Newberry, MI 49868

Incidents which occurred off duty.	JAN	FEB	MAR	APR	MAY	JUN	JUL	AUG	SEP	OCT	NOV	DEC	TOTAL
Assault Based Critical Incidents													
Employee Victim (includes contractual staff)													
Category I													0
Category II													0
Category III													0
Category IV													0
Category V					1								1
Category VI													0
Subtotal (Employee Victim Assault)	0	0	0	0	1	0	0	0	0	0	0	0	1
Prisoner Victim													
Category I													0
Category II													0
Category III													0
Category IV													0
Category V			1									2	3
Category VI													0
Subtotal (Prisoner Victim Assault)	0	0	1	0	0	0	0	0	0	0	0	2	3
Non-Assault Based Critical Incidents													
Employee													
Accidental Death									2				2
Natural Death													0
Arrest for Felony or Misdemeanor									1				1
Firearm Discharge													0
Chemical Agent Discharge													0
Use of Force for Prisoner Control			1		1		1						3
Taser Deployment													0
Loss or Theft of Firearm, Chemical Agent or Ammo													0
Suicide													0
Suicide Attempts													0
Miscellaneous (includes: key/tool control, misconduct, reasonable suspicion, stop orders)			1										1
Subtotal (Employee Non-Assault)	0	0	2	0	1	0	1	0	3	0	0	0	7
Prisoner													
Accidental Death													0
Natural Death													0
Other Death - Homicide													0
Escape													0
Escape Attempt													0
Drug Overdose				1									1
Suicide													0
Suicide Attempts / Self Injury													0
Subtotal (Prisoner Non-Assault)	0	0	0	1	0	0	0	0	0	0	0	0	1
Other													
Natural Disaster/Physical Plant						1		1					2
Riot/Disturbance/Demonstration													0
Hostage Incident													0
Visitor Related													0
Possession drug, weapon, contraband, smuggling					1								1
Medical emergency, quarantine, exposure, accident, unusual events													0
Subtotal ("Other")	0	0	0	0	1	1	0	1	0	0	0	0	3
Grand Total	0	0	3	1	3	1	1	1	3	0	0	2	15

Michigan Department of Corrections, Public Act 64 of 2019 Boilerplate Reporting
Critical Incident Reports, Section 911, January 1, 2019-December 31, 2019

St. Louis Correctional Facility, 8585 N. Croswell Road, St. Louis, MI 48880

Incidents which occurred off duty.	JAN	FEB	MAR	APR	MAY	JUN	JUL	AUG	SEP	OCT	NOV	DEC	TOTAL
Assault Based Critical Incidents													
Employee Victim (includes contractual staff)													
Category I													0
Category II													0
Category III													0
Category IV													0
Category V			1		1	1		2		1			6
Category VI													0
Subtotal (Employee Victim Assault)	0	0	1	0	1	1	0	2	0	1	0	0	6
Prisoner Victim													
Category I							1			1			2
Category II													0
Category III													0
Category IV					1								1
Category V	1			1	3		1		1	2	3	1	13
Category VI													0
Subtotal (Prisoner Victim Assault)	1	0	0	1	4	0	2	0	1	3	3	1	16
Non-Assault Based Critical Incidents													
Employee													
Accidental Death		1											1
Natural Death													0
Arrest for Felony or Misdemeanor			1			1						2	4
Firearm Discharge													0
Chemical Agent Discharge													0
Use of Force for Prisoner Control	4	2		3	1	4	4	2	1	2	5	1	29
Taser Deployment (when reported as secondary event)													0
Loss or Theft of Firearm, Chemical Agent or Ammo													0
Suicide													0
Suicide Attempts													0
Miscellaneous (includes: key/tool control, misconduct, reasonable suspicion, stop orders)									3	1			4
Subtotal (Employee Non-Assault)	4	3	1	3	1	5	4	2	4	3	5	3	38
Prisoner													
Accidental Death													0
Natural Death													0
Other Death - Homicide					1								1
Escape													0
Escape Attempt													0
Drug Overdose											1		1
Suicide													0
Suicide Attempts / Self Injury				1								1	2
Subtotal (Prisoner Non-Assault)	0	0	0	1	1	0	0	0	0	0	1	1	4
Other													
Natural Disaster/Physical Plant													0
Riot/Disturbance/Demonstration							1		2	1		1	5
Hostage Incident													0
Visitor Related													0
Possession drug, weapon, contraband, smuggling	1							1					2
Medical emergency, quarantine, exposure, accident, unusual events					1					2			3
Subtotal ("Other")	1	0	0	0	1	0	1	1	2	3	0	1	10
Grand Total	6	3	2	5	8	6	7	5	7	10	9	6	74

Michigan Department of Corrections, Public Act 64 of 2019 Boilerplate Reporting
Critical Incident Reports, Section 911, January 1, 2019-December 31, 2019

Saginaw Correctional Facility, 9625 Pierce Road, Freeland, MI 48623

Incidents which occurred off duty.	JAN	FEB	MAR	APR	MAY	JUN	JUL	AUG	SEP	OCT	NOV	DEC	TOTAL
Assault Based Critical Incidents													
Employee Victim (includes contractual staff)													
Category I													0
Category II													0
Category III													0
Category IV													0
Category V									1			1	2
Category VI													0
Subtotal (Employee Victim Assault)	0	0	0	0	0	0	0	0	1	0	0	1	2
Prisoner Victim													
Category I				2			1						3
Category II													0
Category III													0
Category IV													0
Category V	2	1	3	2			2	2	1	1	1		15
Category VI													0
Subtotal (Prisoner Victim Assault)	2	1	3	4	0	0	3	2	1	1	1	0	18
Non-Assault Based Critical Incidents													
Employee													
Accidental Death													0
Natural Death													0
Arrest for Felony or Misdemeanor		2			1			1					4
Firearm Discharge													0
Chemical Agent Discharge (when reported as secondary event)													0
Use of Force for Prisoner Control	3		2	5	4	2	1	3	1	1	2	1	25
Taser Deployment													0
Loss or Theft of Firearm, Chemical Agent or Ammo													0
Suicide													0
Suicide Attempts													0
Miscellaneous (includes: key/tool control, misconduct, reasonable suspicion, stop orders)													0
Subtotal (Employee Non-Assault)	3	2	2	5	5	2	1	4	1	1	2	1	29
Prisoner													
Accidental Death	1						1						2
Natural Death													0
Other Death - Homicide				1									1
Escape													0
Escape Attempt		1											1
Drug Overdose									2				2
Suicide													0
Suicide Attempts / Self Injury									1				1
Subtotal (Prisoner Non-Assault)	1	1	0	1	0	0	1	0	3	0	0	0	7
Other													
Natural Disaster/Physical Plant	1	1									2		4
Riot/Disturbance/Demonstration								2					2
Hostage Incident													0
Visitor Related													0
Possession drug, weapon, contraband, smuggling				2					1				3
Medical emergency, quarantine, exposure, accident, unusual events		1	1	4	2		2						10
Subtotal ("Other")	1	2	1	6	2	0	2	2	1	0	2	0	19
Grand Total	7	6	6	16	7	2	7	8	7	2	5	2	75

Michigan Department of Corrections, Public Act 64 of 2019 Boilerplate Reporting
Critical Incident Reports, Section 911, January 1, 2019-December 31, 2019

Central Michigan Correctional Facility, 8201 N. Croswell Road, St. Louis, MI 48880

Incidents which occurred off duty.	JAN	FEB	MAR	APR	MAY	JUN	JUL	AUG	SEP	OCT	NOV	DEC	TOTAL
Assault Based Critical Incidents													
Employee Victim (includes contractual staff)													
Category I													0
Category II													0
Category III													0
Category IV													0
Category V						1		1					2
Category VI													0
Subtotal (Employee Victim Assault)	0	0	0	0	0	1	0	1	0	0	0	0	2
Prisoner Victim													
Category I			1	1	1								3
Category II													0
Category III													0
Category IV													0
Category V		2	2		1	1	1	3	1	1			12
Category VI													0
Subtotal (Prisoner Victim Assault)	0	2	3	1	2	1	1	3	1	1	0	0	15
Non-Assault Based Critical Incidents													
Employee													
Accidental Death													0
Natural Death													0
Arrest for Felony or Misdemeanor				1		2	1		1	2			7
Firearm Agent Discharge													0
Chemical Agent Discharge													0
Use of Force for Prisoner Control			1			2	1				2		6
Taser Deployment													0
Loss or Theft of Firearm, Chemical Agent or Ammo													0
Suicide													0
Suicide Attempts													0
Miscellaneous (includes: key/tool control, misconduct, reasonable suspicion, stop orders)	2		1	1		2	1	1			1		9
Subtotal (Employee Non-Assault)	2	0	2	2	0	6	3	1	1	2	3	0	22
Prisoner													
Accidental Death													0
Natural Death													0
Other Death - Homicide													0
Escape													0
Escape Attempt													0
Drug Overdose													0
Suicide													0
Suicide Attempts / Self Injury	1												1
Subtotal (Prisoner Non-Assault)	1	0	0	0	0	0	0	0	0	0	0	0	1
Other													
Natural Disaster/Physical Plant											1		1
Riot/Disturbance/Demonstration							2						2
Hostage Incident													0
Visitor Related													0
Possession drug, weapon, contraband, smuggling							1						1
Medical emergency, quarantine, exposure, accident, unusual events			1	1			2			1			5
Subtotal ("Other")	0	0	1	1	0	0	5	0	0	1	1	0	9
Grand Total	3	2	6	4	2	8	9	5	2	4	4	0	49

Michigan Department of Corrections, Public Act 64 of 2019 Boilerplate Reporting
Critical Incident Reports, Section 911, January 1, 2019-December 31, 2019

Chippewa Correctional Facility, 4269 W. M-80, Kincheloe, MI 49784

Incidents which occurred off duty.	JAN	FEB	MAR	APR	MAY	JUN	JUL	AUG	SEP	OCT	NOV	DEC	TOTAL
Assault Based Critical Incidents													
Employee Victim (includes contractual staff)													
Category I													0
Category II													0
Category III													0
Category IV													0
Category V		2	1	1	1		1		2				8
Category VI									1			1	2
Subtotal (Employee Victim Assault)	0	2	1	1	1	0	1	0	3	0	0	1	10
Prisoner Victim													
Category I		1			2	1	1			1			6
Category II													0
Category III													0
Category IV													0
Category V	2	2	6		7	7	7	4	4	10	4	4	57
Category VI													0
Subtotal (Prisoner Victim Assault)	2	3	6	0	9	8	8	4	4	11	4	4	63
Non-Assault Based Critical Incidents													
Employee													
Accidental Death			1										1
Natural Death													0
Arrest for Felony or Misdemeanor		1	1			1	3	2	1	1	1	2	13
Firearm Discharge													0
Chemical Agent Discharge													0
Use of Force for Prisoner Control	3	2	4	4	5	6	7	9	6	3	4		53
Taser Deployment													0
Loss or Theft of Firearm, Chemical Agent or Ammo													0
Suicide													0
Suicide Attempts													0
Miscellaneous (includes: key/tool control, misconduct, reasonable suspicion, stop orders)				3					2	1			6
Subtotal (Employee Non-Assault)	3	3	6	7	5	7	10	11	9	5	5	2	73
Prisoner													
Accidental Death													0
Natural Death													0
Other Death - Homicide													0
Escape													0
Escape Attempt													0
Drug Overdose						1	2	2	1	1			7
Suicide													0
Suicide Attempts / Self Injury			1			1				1			3
Subtotal (Prisoner Non-Assault)	0	0	1	0	0	2	2	2	1	2	0	0	10
Other													
Natural Disaster/Physical Plant									1			1	2
Riot/Disturbance/Demonstration								1	1	1		1	4
Hostage Incident													0
Visitor Related													0
Possession drug, weapon, contraband, smuggling			1										1
Medical emergency, quarantine, exposure, accident, unusual events	1	1	1										3
Subtotal ("Other")	1	1	2	0	0	0	0	1	2	1	0	2	10
Grand Total	6	9	16	8	15	17	21	18	19	19	9	9	166

Michigan Department of Corrections, Public Act 64 of 2019 Boilerplate Reporting
Critical Incident Reports, Section 911, January 1, 2019-December 31, 2019

Southern Region, 3955 Cooper Street, Jackson, MI 49201-7522

Incidents which occurred off duty	JAN	FEB	MAR	APR	MAY	JUN	JUL	AUG	SEP	OCT	NOV	DEC	TOTAL
Assault Based Critical Incidents													
Employee Victim (includes contractual staff)													
Category I	1	0	0	0	0	1	0	0	0	0	0	0	**2**
Category II	0	0	0	0	0	0	0	0	0	0	0	0	**0**
Category III	0	0	0	0	0	0	0	0	0	0	0	0	**0**
Category IV	3	0	1	1	1	4	1	0	0	0	0	1	**12**
Category V	17	12	16	8	12	11	10	7	6	13	7	10	**129**
Category VI	0	3	0	0	0	0	0	1	0	0	0	1	**5**
Subtotal (Employee Victim Assault)	**21**	**15**	**17**	**9**	**13**	**16**	**11**	**8**	**6**	**13**	**7**	**12**	**148**
Prisoner Victim													
Category I	2	5	1	1	2	0	1	1	3	1	0	0	**17**
Category II	0	0	0	0	0	0	0	0	0	0	0	0	**0**
Category III	0	0	0	0	0	0	0	0	0	0	0	0	**0**
Category IV	0	0	0	0	0	0	0	0	0	0	0	0	**0**
Category V	14	20	15	21	23	26	21	20	25	26	18	31	**260**
Category VI	0	0	0	2	0	0	1	1	4	1	0	0	**9**
Subtotal (Prisoner Victim Assault)	**16**	**25**	**16**	**24**	**25**	**26**	**23**	**22**	**32**	**28**	**18**	**31**	**286**
Non-Assault Based Critical Incidents													
Employee													
Accidental Death	0	1	2	1	0	0	0	0	0	0	1	3	**8**
Natural Death	0	0	0	0	0	0	0	0	0	0	0	0	**0**
Arrest for Felony or Misdemeanor	5	1	6	4	5	4	4	6	6	4	6	2	**53**
Firearm Discharge	0	0	0	0	0	0	0	0	0	0	1	0	**1**
Chemical Agent Discharge (when reported as secondary event)	0	0	0	0	0	0	0	0	0	0	0	0	**0**
Use of Force for Prisoner Control	31	31	30	38	33	37	39	30	21	8	14	13	**325**
Taser Deployment (when reported as secondary event)	0	0	0	0	0	0	0	0	0	0	0	12	**12**
Loss or Theft of Firearm, Chemical Agent or Ammo	0	0	0	0	0	0	0	0	0	0	0	0	**0**
Suicide	0	0	0	0	0	0	0	0	0	0	0	0	**0**
Suicide Attempts	0	0	0	0	0	0	0	0	0	0	0	0	**0**
Miscellaneous (includes: key/tool control, misconduct, reasonable suspicion, stop orders)	5	7	6	6	6	7	5	4	2	4	4	2	**58**
Subtotal (Employee Non-Assault)	**41**	**40**	**44**	**49**	**44**	**48**	**48**	**40**	**29**	**16**	**26**	**32**	**457**
Prisoner													
Accidental Death	0	1	3	0	1	1	0	0	0	1	2	1	**10**
Natural Death	0	0	0	0	0	0	0	0	0	0	0	0	**0**
Other Death - Homicide	1	0	0	0	0	0	0	0	0	0	0	0	**1**
Escape	0	0	0	0	0	0	0	0	0	0	0	0	**0**
Escape Attempt	1	0	0	0	1	0	1	0	0	0	0	0	**3**
Drug Overdose	1	3	6	2	0	3	7	2	2	1	4	3	**34**
Suicide	0	0	0	0	0	1	0	0	0	0	0	0	**1**
Suicide Attempts / Self injury	13	27	24	36	37	48	27	14	34	20	26	20	**326**
Subtotal (Prisoner Non-Assault)	**16**	**31**	**33**	**38**	**39**	**53**	**35**	**16**	**36**	**22**	**32**	**24**	**375**
Other													
Natural Disaster/Physical Plant	7	5	3	5	7	8	7	6	5	12	8	3	**76**
Riot/Disturbance/Demonstration	0	0	0	0	0	1	12	30	12	26	25	32	**138**
Hostage Incident	0	0	0	0	0	0	0	0	0	0	0	0	**0**
Visitor Related	0	0	0	0	0	0	0	0	0	0	0	0	**0**
Possession drug, weapon, contraband, smuggling	5	4	2	2	10	5	4	3	1	5	4	4	**49**
Medical emergency, quarantine, exposure, accident, unusual events	9	8	9	5	9	10	15	3	4	9	7	6	**94**
Subtotal ("Other")	**21**	**17**	**14**	**12**	**26**	**24**	**38**	**42**	**22**	**52**	**44**	**45**	**357**
Grand Total	**115**	**128**	**124**	**132**	**147**	**167**	**155**	**128**	**125**	**131**	**127**	**144**	**1623**

Jackson Area Region: Critical Incident Totals, 2019

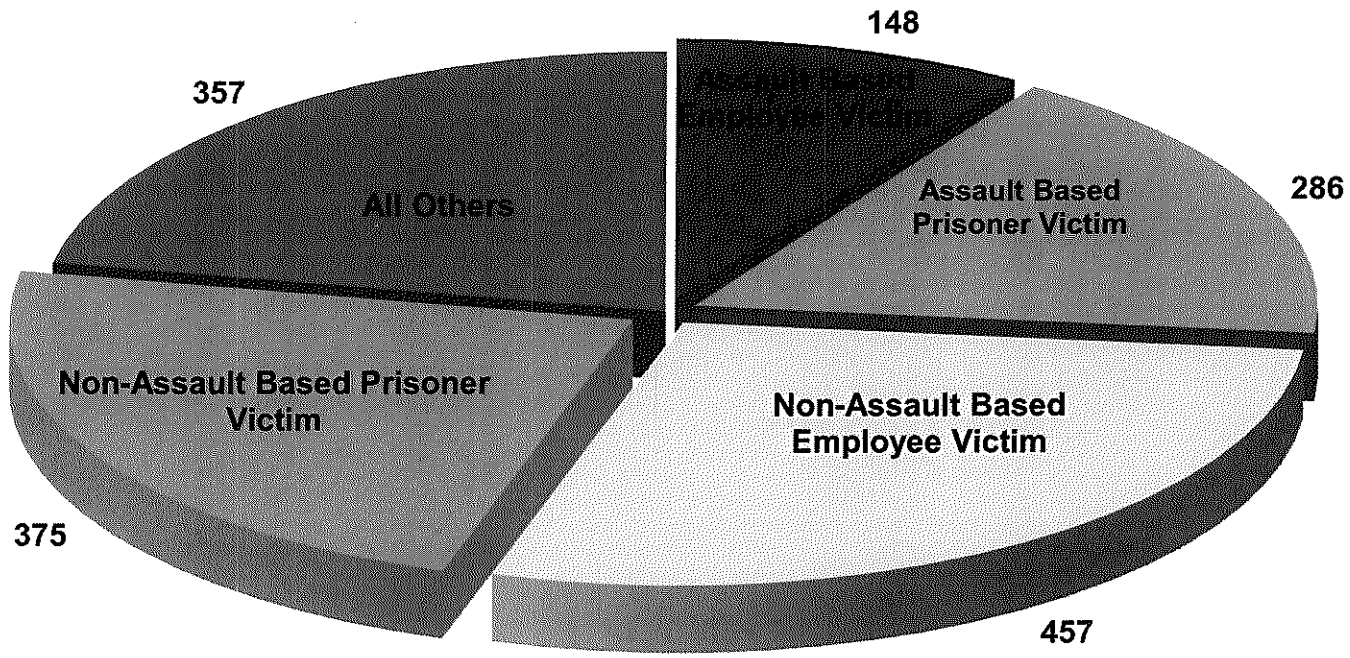

There were 1623 Critical Incidents in the Jackson Region. The data was compiled from 17 Correctional Facilities from January 1, 2019 - December 31, 2019.

Michigan Department of Corrections, Public Act 64 of 2019 Boilerplate Reporting
Critical Incident Reports, Section 911, January 1, 2019-December 31, 2019

Gus Harrison Correctional Facility, 2727 E. Beecher St., Adrian, MI 49221

Incidents which occurred off duty.	JAN	FEB	MAR	APR	MAY	JUN	JUL	AUG	SEP	OCT	NOV	DEC	TOTAL
Assault Based Critical Incidents													
Employee Victim (includes contractual staff)													
Category I													0
Category II													0
Category III													0
Category IV				1			1						2
Category V				1	1	1			1	1	1		6
Category VI								1					1
Subtotal (Employee Victim Assault)	0	0	0	2	1	1	1	1	1	1	1	0	9
Prisoner Victim													
Category I		1		1				1					3
Category II													0
Category III													0
Category IV													0
Category V	2	2	1	3	1	4	1		2	6	1	2	25
Category VI													0
Subtotal (Prisoner Victim Assault)	2	3	1	4	1	4	1	1	2	6	1	2	28
Non-Assault Based Critical Incidents													
Employee													
Accidental Death													0
Natural Death													0
Arrest for Felony or Misdemeanor	1		2			2	1			1		1	8
Firearm Discharge													0
Chemical Agent Discharge (when reported as secondary event)													0
Use of Force for Prisoner Control	1	3	1				3	1	1	1	1		12
Taser Deployment (when reported as secondary event)													0
Loss or Theft of Firearm, Chemical Agent or Ammo													0
Suicide													0
Suicide Attempts													0
Miscellaneous (includes: key/tool control, misconduct, reasonable suspicion, stop orders)				1		2						1	4
Subtotal (Employee Non-Assault)	2	3	3	1	0	4	4	1	1	2	1	2	24
Prisoner													
Accidental Death			1										1
Natural Death													0
Other Death - Homicide	1												1
Escape													0
Escape Attempt													0
Drug Overdose			1				1						2
Suicide													0
Suicide Attempts / Self Injury	4	7	4	6	9	11	8	2	3	6	8	4	72
Subtotal (Prisoner Non-Assault)	5	7	6	6	9	11	9	2	3	6	8	4	76
Other													
Natural Disaster/Physical Plant						2							2
Riot/Disturbance/Demonstration							1	5	1	2	2	1	12
Hostage Incident													0
Visitor Related													0
Possession drug, weapon, contraband, smuggling								1					1
Medical emergency, quarantine, exposure, accident, unusual events	2	1											3
Subtotal ("Other")	2	1	0	0	0	2	1	6	1	2	2	1	18
Grand Total	11	14	10	13	11	22	16	11	8	17	13	9	155

Michigan Department of Corrections, Public Act 64 of 2019 Boilerplate Reporting
Critical Incident Reports, Section 911, January 1, 2019-December 31, 2019

Detroit Detention Center - 17601 Mound Rd., Detroit, MI 48212

Incidents which occurred off duty.	JAN	FEB	MAR	APR	MAY	JUN	JUL	AUG	SEP	OCT	NOV	DEC	TOTAL
Assault Based Critical Incidents													
Employee Victim (includes contractual staff)													
Category I													0
Category II													0
Category III													0
Category IV													0
Category V	2	2	1	1	2	1		1					10
Category VI													0
Subtotal (Employee Victim Assault)	2	2	1	1	2	1	0	1	0	0	0	0	10
Prisoner Victim													
Category I													0
Category II													0
Category III													0
Category IV													0
Category V									1				1
Category VI													0
Subtotal (Prisoner Victim Assault)													0
Non-Assault Based Critical Incidents													
Employee													
Accidental Death													0
Natural Death													0
Arrest for Felony or Misdemeanor							1			1			2
Firearm Discharge													0
Chemical Agent Discharge (when reported as secondary event)													0
Use of Force for Prisoner Control	10	6	11	13	10	9	6		1				66
Taser Deployment (when reported as secondary event)													0
Loss or Theft of Firearm, Chemical Agent or Ammo													0
Suicide													0
Suicide Attempts													0
Miscellaneous (includes: key/tool control, misconduct, reasonable suspicion, stop orders)			1	1									2
Subtotal (Employee Non-Assault)	10	6	12	14	10	9	7	0	1	1	0	0	70
Prisoner													
Accidental Death													0
Natural Death													0
Other Death - Homicide													0
Escape													0
Escape Attempt													0
Drug Overdose													0
Suicide													0
Suicide Attempts / Self Injury		2				1		3	1				7
Subtotal (Prisoner Non-Assault)	0	2	0	0	0	1	0	3	1	0	0	0	7
Other													
Natural Disaster/Physical Plant				3	1	1			1				6
Riot/Disturbance/Demonstration								9	5	4	1	4	23
Hostage Incident													0
Visitor Related													0
Possession drug, weapon, contraband, smuggling		1			2		1				1	1	6
Medical emergency, quarantine, exposure, accident, unusual events										2			2
Subtotal ("Other")													0
Grand Total	12	10	13	15	12	11	7	4	2	1	0	0	87

Michigan Department of Corrections, Public Act 64 of 2019 Boilerplate Reporting
Critical Incident Reports, Section 911, January 1, 2019-December 31, 2019

Detroit Reentry Center - 17600 Ryan Rd., Detroit, MI 48212

Incidents which occurred off duty.	JAN	FEB	MAR	APR	MAY	JUN	JUL	AUG	SEP	OCT	NOV	DEC	TOTAL
Assault Based Critical Incidents													
Employee Victim (includes contractual staff)													
Category I													0
Category II													0
Category III													0
Category IV						1							1
Category V						2	1		1				4
Category VI													0
Subtotal (Employee Victim Assault)	0	0	0	0	0	3	1	0	1	0	0	0	5
Prisoner Victim													
Category I									1				1
Category II													0
Category III													0
Category IV													0
Category V	1		3	1		5	1	2	4		1	1	19
Category VI													0
Subtotal (Prisoner Victim Assault)	1	0	3	1	0	5	1	2	5	0	1	1	20
Non-Assault Based Critical Incidents													
Employee													
Accidental Death													0
Natural Death													0
Arrest for Felony or Misdemeanor			2	1				2	1		1		7
Firearm Discharge													0
Chemical Agent Discharge (when reported as secondary event)													0
Use of Force for Prisoner Control							2		2				4
Taser Deployment (when reported as secondary event)													0
Loss or Theft of Firearm, Chemical Agent or Ammo													0
Suicide													0
Suicide Attempts													0
Miscellaneous (includes: key/tool control, misconduct, reasonable suspicion, stop orders)		2	2	1							1		6
Subtotal (Employee Non-Assault)	0	2	4	2	0	0	2	2	3	0	2	0	17
Prisoner													
Accidental Death													0
Natural Death													0
Other Death - Homicide													0
Escape													0
Escape Attempt													0
Drug Overdose		1										1	2
Suicide						1							1
Suicide Attempts / Self Injury													0
Subtotal (Prisoner Non-Assault)	0	1	0	0	0	1	0	0	0	0	0	0	2
Other													
Natural Disaster/Physical Plant											1	1	2
Riot/Disturbance/Demonstration								1	1				2
Hostage Incident													0
Visitor Related													0
Possession drug, weapon, contraband, smuggling					1								1
Medical emergency, quarantine, exposure, accident, unusual events	1	1	1				2						5
Subtotal ("Other")	1	1	1	0	1	0	2	1	1	0	1	1	10
Grand Total	2	4	8	3	1	9	6	5	10	0	4	2	54

Michigan Department of Corrections, Public Act 64 of 2019 Boilerplate Reporting
Critical Incident Reports, Section 911, January 1, 2019-December 31, 2019

Bellamy Creek Correctional Facility, 1727 W. Bluewater Highway, Ionia, MI 48846

Incidents which occurred off duty.	JAN	FEB	MAR	APR	MAY	JUN	JUL	AUG	SEP	OCT	NOV	DEC	TOTAL
Assault Based Critical Incidents													
Employee Victim (includes contractual staff)													
Category I													0
Category II													0
Category III													0
Category IV													0
Category V	2	3		1	1	2	1			1		2	13
Category VI													0
Subtotal (Employee Victim Assault)	**2**	**3**	**0**	**1**	**1**	**2**	**1**	**0**	**0**	**1**	**0**	**2**	**13**
Prisoner Victim													
Category I	1												1
Category II													0
Category III													0
Category IV													0
Category V	3	2	3		3	3	1	3	3	4	4	3	32
Category VI													0
Subtotal (Prisoner Victim Assault)	**4**	**2**	**3**	**0**	**3**	**3**	**1**	**3**	**3**	**4**	**4**	**3**	**33**
Non-Assault Based Critical Incidents													
Employee													
Accidental Death													0
Natural Death													0
Arrest for Felony or Misdemeanor	1							1	1		1		4
Firearm Discharge													0
Chemical Agent Discharge (when reported as secondary event)													0
Use of Force for Prisoner Control		6	1	3	3	1	3	1	2	1	2		23
Taser Deployment (when reported as secondary event)													0
Loss or Theft of Firearm, Chemical Agent or Ammo													0
Suicide													0
Suicide Attempts													0
Miscellaneous (includes: key/tool control, misconduct, reasonable suspicion, stop orders)		2			1							1	4
Subtotal (Employee Non-Assault)	**1**	**8**	**1**	**3**	**4**	**1**	**3**	**2**	**3**	**1**	**3**	**1**	**31**
Prisoner													
Accidental Death										1			1
Natural Death													0
Other Death - Homicide													0
Escape													0
Escape Attempt													0
Drug Overdose											2		2
Suicide													0
Suicide Attempts / Self Injury	1					3	1		1			1	7
Subtotal (Prisoner Non-Assault)	**1**	**0**	**0**	**0**	**0**	**3**	**1**	**0**	**1**	**1**	**2**	**1**	**10**
Other													
Natural Disaster/Physical Plant					1								1
Riot/Disturbance/Demonstration						1	2	2		2	3	4	14
Hostage Incident													0
Visitor Related													0
Possession drug, weapon, contraband, smuggling	1	1			1					1		1	5
Medical emergency, quarantine, exposure, accident, unusual events					4	1	1		2	2		2	12
Subtotal ("Other")	**1**	**1**	**0**	**0**	**6**	**2**	**3**	**2**	**2**	**5**	**3**	**7**	**32**
Grand Total	**9**	**14**	**4**	**4**	**14**	**11**	**9**	**7**	**9**	**12**	**12**	**14**	**119**

Michigan Department of Corrections, Public Act 64 of 2019 Boilerplate Reporting
Critical Incident Reports, Section 911, January 1, 2019-December 31, 2019

Ionia Correctional Facility, 1576 W. Bluewater Highway, Ionia, MI 48846

Incidents which occurred off duty.	JAN	FEB	MAR	APR	MAY	JUN	JUL	AUG	SEP	OCT	NOV	DEC	TOTAL
Assault Based Critical Incidents													
Employee Victim (includes contractual staff)													
Category I													0
Category II													0
Category III													0
Category IV													0
Category V	3	1	3	2	2	2				1	1		15
Category VI													0
Subtotal (Employee Victim Assault)	3	1	3	2	2	2	0	0	0	1	1	0	15
Prisoner Victim													
Category I							1						1
Category II													0
Category III													0
Category IV													0
Category V			1	1	3	1	2	2		1	1		12
Category VI							1						1
Subtotal (Prisoner Victim Assault)	0	0	1	1	3	1	4	2	0	1	1	0	14
Non-Assault Based Critical Incidents													
Employee													
Accidental Death												1	1
Natural Death													0
Arrest for Felony or Misdemeanor									1				1
Firearm Discharge													0
Chemical Agent Discharge (when reported as secondary event)													0
Use of Force for Prisoner Control	4	3	5	10	7	10	4	8	4		1	5	61
Taser Deployment													0
Loss or Theft of Firearm, Chemical Agent or Ammo													0
Suicide													0
Suicide Attempts													0
Miscellaneous (includes: key/tool control, misconduct, reasonable suspicion, stop orders)	1	2											3
Subtotal (Employee Non-Assault)	5	5	5	10	7	10	4	8	5	0	1	6	66
Prisoner													
Accidental Death													0
Natural Death													0
Other Death - Homicide													0
Escape													0
Escape Attempt													0
Drug Overdose			1			2	1						4
Suicide													0
Suicide Attempts / Self Injury		2	1	5	3	4	1			1	1	4	22
Subtotal (Prisoner Non-Assault)	0	2	2	5	3	6	2	0	0	1	1	4	26
Other													
Natural Disaster/Physical Plant	2				1		1		1	2			7
Riot/Disturbance/Demonstration							2	2		5	3	4	16
Hostage Incident													0
Visitor Related													0
Possession drug, weapon, contraband, smuggling													0
Medical emergency, quarantine, exposure, accident, unusual events				1			1		1		1		4
Subtotal ("Other")	2	0	0	1	1	0	4	2	2	7	4	4	27
Grand Total	10	8	11	19	16	19	14	12	7	10	8	14	148

Michigan Department of Corrections, Public Act 64 of 2019 Boilerplate Reporting
Critical Incident Reports, Section 911, January 1, 2019-December 31, 2019

G. Robert Cotton Correctional Facility, 3500 N. Elm Road, Jackson, MI 49201

Incidents which occurred off duty.	JAN	FEB	MAR	APR	MAY	JUN	JUL	AUG	SEP	OCT	NOV	DEC	TOTAL
Assault Based Critical Incidents													
Employee Victim (includes contractual staff)													
Category I													0
Category II													0
Category III													0
Category IV													0
Category V	1		1			1							3
Category VI													0
Subtotal (Employee Victim Assault)	1	0	1	0	0	1	0	0	0	0	0	0	3
Prisoner Victim													
Category I													0
Category II													0
Category III													0
Category IV													0
Category V	1	2	2	2	2	2	2	2		2	2	1	20
Category VI													0
Subtotal (Prisoner Victim Assault)	1	2	2	2	2	2	2	2	0	2	2	1	20
Non-Assault Based Critical Incidents													
Employee													
Accidental Death		1											1
Natural Death													0
Arrest for Felony or Misdemeanor	1	1	1	2	1						1	1	8
Firearm Discharge													0
Chemical Agent Discharge													0
Use of Force for Prisoner Control	2	1		1	1	2	1	1			1	1	11
Taser Deployment													0
Loss or Theft of Firearm, Chemical Agent or Ammo													0
Suicide													0
Suicide Attempts													0
Miscellaneous (includes: key/tool control, misconduct, reasonable suspicion, stop orders)			1	1		1	1				1		5
Subtotal (Employee Non-Assault)	3	3	2	4	2	3	2	1	0	0	3	2	25
Prisoner													
Accidental Death													0
Natural Death													0
Other Death - Homicide													0
Escape													0
Escape Attempt													0
Drug Overdose				1			1						2
Suicide													0
Suicide Attempts / Self Injury										1	1	1	3
Subtotal (Prisoner Non-Assault)	0	0	0	1	0	0	1	0	0	1	1	1	5
Other													
Natural Disaster/Physical Plant	1									2			3
Riot/Disturbance/Demonstration							1	1		1		1	4
Hostage Incident													0
Visitor Related													0
Possession drug, weapon, contraband, smuggling	2		1			1	1			1			6
Medical emergency, quarantine, exposure, accident, unusual events		3	2	1		1	7	1		1			16
Subtotal ("Other")	3	3	3	1	0	2	9	2	0	5	0	1	29
Grand Total	8	8	8	8	4	8	14	5	0	8	6	5	82

Michigan Department of Corrections, Public Act 64 of 2019 Boilerplate Reporting
Critical Incident Reports, Section 911, January 1, 2019-December 31, 2019

Cooper Street Correctional Facility, 3100 N. Elm Road, Jackson, MI 49201

	JAN	FEB	MAR	APR	MAY	JUN	JUL	AUG	SEP	OCT	NOV	DEC	TOTAL
~~Incidents which occurred off duty.~~													
Assault Based Critical Incidents													
Employee Victim (includes contractual staff)													
Category I													0
Category II													0
Category III													0
Category IV													0
Category V							1		1		1		3
Category VI													0
Subtotal (Employee Victim Assault)	0	0	0	0	0	0	1	0	1	0	1	0	3
Prisoner Victim													
Category I													0
Category II													0
Category III													0
Category IV													0
Category V	1	2	2	2	3	2	1	1	3	2	1	1	21
Category VI													0
Subtotal (Prisoner Victim Assault)	1	2	2	2	3	2	1	1	3	2	1	1	21
Non-Assault Based Critical Incidents													
Employee													
Accidental Death													0
Natural Death													0
Arrest for Felony or Misdemeanor	1				1		2			1			5
Firearm Discharge													0
Chemical Agent Discharge													0
Use of Force for Prisoner Control					1								1
Taser Deployment													0
Loss or Theft of Firearm, Chemical Agent or Ammo													0
Suicide													0
Suicide Attempts													0
Miscellaneous (includes: key/tool control, misconduct, reasonable suspicion, stop orders)													0
Subtotal (Employee Non-Assault)	1	0	0	0	2	0	2	0	0	1	0	0	6
Prisoner													
Accidental Death													0
Natural Death													0
Other Death - Homicide													0
Escape													0
Escape Attempt													0
Drug Overdose									1				1
Suicide													0
Suicide Attempts / Self Injury													0
Subtotal (Prisoner Non-Assault)	0	0	0	0	0	0	0	0	1	0	0	0	1
Other													
Natural Disaster/Physical Plant	1	3	1			2							7
Riot/Disturbance/Demonstration										1			1
Hostage Incident													0
Visitor Related													0
Possession drug, weapon, contraband, smuggling		1			5	2	1						9
Medical emergency, quarantine, exposure, accident, unusual events	2	1	1		1		1						6
Subtotal ("Other")	3	5	2	0	6	4	2	0	0	1	0	0	23
Grand Total	5	7	4	2	11	6	6	1	5	4	2	1	54

Michigan Department of Corrections, Public Act 64 of 2019 Boilerplate Reporting
Critical Incident Reports, Section 911, January 1, 2019-December 31, 2019

Lakeland Correctional Facility, 141 First Street, Coldwater, MI 49036

Incidents which occurred off duty.	JAN	FEB	MAR	APR	MAY	JUN	JUL	AUG	SEP	OCT	NOV	DEC	TOTAL
Assault Based Critical Incidents													
Employee Victim (includes contractual staff)													
Category I													0
Category II													0
Category III													0
Category IV						1							1
Category V			1				1						2
Category VI													0
Subtotal (Employee Victim Assault)	0	0	1	0	0	1	1	0	0	0	0	0	3
Prisoner Victim													
Category I													0
Category II													0
Category III													0
Category IV													0
Category V				1		1	1				1	3	7
Category VI													0
Subtotal (Prisoner Victim Assault)	0	0	0	1	0	1	1	0	0	0	1	3	7
Non-Assault Based Critical Incidents													
Employee													
Accidental Death													0
Natural Death													0
Arrest for Felony or Misdemeanor													0
Firearm Discharge													0
Chemical Agent Discharge													0
Use of Force for Prisoner Control				1	1				3	1		1	7
Taser Deployment													0
Loss or Theft of Firearm, Chemical Agent or Ammo													0
Suicide													0
Suicide Attempts													0
Miscellaneous (includes: key/tool control, misconduct, reasonable suspicion, stop orders)													0
Subtotal (Employee Non-Assault)	0	0	0	1	1	0	0	0	3	1	0	1	7
Prisoner													
Accidental Death		1	1			1							3
Natural Death													0
Other Death - Homicide													0
Escape													0
Escape Attempt													0
Drug Overdose		1		1								2	4
Suicide													0
Suicide Attempts / Self Injury												1	1
Subtotal (Prisoner Non-Assault)	0	2	1	1	0	1	0	0	0	0	0	3	8
Other													
Natural Disaster/Physical Plant					1	1					1		3
Riot/Disturbance/Demonstration												3	3
Hostage Incident													0
Visitor Related													0
Possession drug, weapon, contraband, smuggling	1							1			1	1	4
Medical emergency, quarantine, exposure, accident, unusual events				1			1						2
Subtotal ("Other")	1	0	0	1	1	1	1	1	0	0	2	4	12
Grand Total	1	2	2	4	2	4	3	1	3	1	3	11	37

Michigan Department of Corrections, Public Act 64 of 2019 Boilerplate Reporting
Critical Incident Reports, Section 911, January 1, 2019-December 31, 2019

Macomb Correctional Facility 34625 26 Mile Road, Lenox Township, MI 48048

Incidents which occurred off duty.	JAN	FEB	MAR	APR	MAY	JUN	JUL	AUG	SEP	OCT	NOV	DEC	TOTAL
Assault Based Critical Incidents													
Employee Victim (includes contractual staff)													
Category I						1							1
Category II													0
Category III													0
Category IV						1							1
Category V	2		3	1	2			1			2	2	13
Category VI		2											2
Subtotal (Employee Victim Assault)	2	2	3	1	2	2	0	1	0	0	2	2	17
Prisoner Victim													
Category I		1							2	1			4
Category II													0
Category III													0
Category IV													0
Category V		2	1	1	3	2	3	2	2	4		3	23
Category VI									1				1
Subtotal (Prisoner Victim Assault)	0	3	1	1	3	2	3	2	5	5	0	3	28
Non-Assault Based Critical Incidents													
Employee													
Accidental Death													0
Natural Death													0
Arrest for Felony or Misdemeanor	1			1	1	1			1	1	1		7
Firearm Discharge													0
Chemical Agent Discharge (when reported as secondary event)													0
Use of Force for Prisoner Control	4	4	4	2	2	2	5	1	4	2	1		31
Taser Deployment (when reported as secondary event)													0
Loss or Theft of Firearm, Chemical Agent or Ammo													0
Suicide													0
Suicide Attempts													0
Miscellaneous (includes: key/tool control, misconduct, reasonable suspicion, stop orders)			1								1		2
Subtotal (Employee Non-Assault)	5	4	5	3	3	3	5	1	5	3	3	0	40
Prisoner													
Accidental Death													0
Natural Death													0
Other Death - Homicide													0
Escape													0
Escape Attempt	1												1
Drug Overdose	1		1					1					3
Suicide													0
Suicide Attempts / Self Injury	1	1	2	2		3	5		3	1	1		19
Subtotal (Prisoner Non-Assault)	3	1	3	2	0	3	5	1	3	1	1	0	23
Other													
Natural Disaster/Physical Plant			1		2		1	1					5
Riot/Disturbance/Demonstration							1	3		6	3	4	17
Hostage Incident													0
Visitor Related													0
Possession drug, weapon, contraband, smuggling								1					1
Medical emergency, quarantine, exposure, accident, unusual events	1			1	1		1	1			1		6
Subtotal ("Other")	1	0	1	1	3	0	3	6	0	6	4	4	29
Grand Total	11	10	13	8	11	10	16	11	13	15	10	9	137

Michigan Department of Corrections, Public Act 64 of 2019 Boilerplate Reporting
Critical Incident Reports, Section 911, January 1, 2019-December 31, 2019

Richard A. Handlon Correctional Facility, 1728 Bluewater Highway, Ionia, MI 48846

Incidents which occurred off duty.	JAN	FEB	MAR	APR	MAY	JUN	JUL	AUG	SEP	OCT	NOV	DEC	TOTAL
Assault Based Critical Incidents													
Employee Victim (includes contractual staff)													
Category I													0
Category II													0
Category III													0
Category IV													0
Category V	2	2	1		1		1	1					8
Category VI													0
Subtotal (Employee Victim Assault)	2	2	1	0	1	0	1	1	0	0	0	0	8
Prisoner Victim													
Category I		1											1
Category II													0
Category III													0
Category IV													0
Category V		1		1					1			1	4
Category VI													0
Subtotal (Prisoner Victim Assault)	0	2	0	1	0	0	0	0	1	0	0	1	5
Non-Assault Based Critical Incidents													
Employee													
Accidental Death													0
Natural Death													0
Arrest for Felony or Misdemeanor								1					1
Firearm Discharge													0
Chemical Agent Discharge													0
Use of Force for Prisoner Control	2	1			1	2	1	1			1		9
Taser Deployment													0
Loss or Theft of Firearm, Chemical Agent or Ammo													0
Suicide													0
Suicide Attempts													0
Miscellaneous (includes: key/tool control, misconduct, reasonable suspicion, stop orders)													0
Subtotal (Employee Non-Assault)	2	1	0	0	1	2	1	2	0	0	1	0	10
Prisoner													
Accidental Death													0
Natural Death													0
Other Death - Homicide													0
Escape													0
Escape Attempt							1						1
Drug Overdose						1							1
Suicide													0
Suicide Attempts / Self Injury	1								2		3	1	7
Subtotal (Prisoner Non-Assault)	1	0	0	0	0	1	1	0	2	0	3	1	9
Other													
Natural Disaster/Physical Plant								1					1
Riot/Disturbance/Demonstration										1	1	3	5
Hostage Incident													0
Visitor Related													0
Possession drug, weapon, contraband, smuggling	1					1	1		1		1		5
Medical emergency, quarantine, exposure, accident, unusual events	1		1									1	3
Subtotal ("Other")	2	0	1	0	0	1	1	1	1	1	2	4	14
Grand Total	7	5	2	1	2	4	4	4	4	1	6	6	46

Michigan Department of Corrections, Public Act 64 of 2019 Boilerplate Reporting
Critical Incident Reports, Section 911, January 1, 2019-December 31, 2019

Charles Egeler Reception/Guidance Center & Duane Waters Health Care, 3855 Cooper Street, Jackson, MI 49201

Incidents which occurred off duty.	JAN	FEB	MAR	APR	MAY	JUN	JUL	AUG	SEP	OCT	NOV	DEC	TOTAL
Assault Based Critical Incidents													
Employee Victim (includes contractual staff)													
Category I	1												1
Category II													0
Category III													0
Category IV												1	1
Category V										2	1	1	4
Category VI		1											1
Subtotal (Employee Victim Assault)	1	1	0	0	0	0	0	0	0	2	1	2	7
Prisoner Victim													
Category I													0
Category II													0
Category III													0
Category IV													0
Category V	1	1		1	2		1				1	4	11
Category VI				2				1	3				6
Subtotal (Prisoner Victim Assault)	1	1	0	3	2	0	1	1	3	0	1	4	17
Non-Assault Based Critical Incidents													
Employee													
Accidental Death													0
Natural Death													0
Arrest for Felony or Misdemeanor			1			1			1				3
Firearm Discharge													0
Chemical Agent Discharge (when reported as secondary event)													0
Use of Force for Prisoner Control	2	1	2	1	1		1			1			9
Taser Deployment (when reported as secondary event)													0
Loss or Theft of Firearm, Chemical Agent or Ammo													0
Suicide													0
Suicide Attempts													0
Miscellaneous (includes: key/tool control, misconduct, reasonable suspicion, stop orders)	2				2	1							5
Subtotal (Employee Non-Assault)	4	1	3	1	3	2	1	0	1	1	0	0	17
Prisoner													
Accidental Death												1	1
Natural Death													0
Other Death - Homicide													0
Escape													0
Escape Attempt					1								1
Drug Overdose			3				3						6
Suicide													0
Suicide Attempts / Self Injury					1		1					1	3
Subtotal (Prisoner Non-Assault)	0	0	3	0	2	0	4	0	0	0	0	2	11
Other													
Natural Disaster/Physical Plant						2	1			4			7
Riot/Disturbance/Demonstration								4			3	1	8
Hostage Incident													0
Visitor Related													0
Possession drug, weapon, contraband, smuggling			1	1									2
Medical emergency, quarantine, exposure, accident, unusual events						4			1			1	6
Subtotal ("Other")	0	0	1	1	0	6	1	4	1	4	3	2	23
Grand Total	6	3	7	5	7	8	7	5	5	7	5	10	75

Michigan Department of Corrections, Public Act 64 of 2019 Boilerplate Reporting
Critical Incident Reports, Section 911, January 1, 2019-December 31, 2019

Michigan Reformatory, 1342 W. Main, Ionia, MI 48846

Incidents which occurred off duty.	JAN	FEB	MAR	APR	MAY	JUN	JUL	AUG	SEP	OCT	NOV	DEC	TOTAL
Assault Based Critical Incidents													
Employee Victim (includes contractual staff)													
Category I													0
Category II													0
Category III													0
Category IV	2												2
Category V		1			2	1	1			1		1	7
Category VI													0
Subtotal (Employee Victim Assault)	2	1	0	0	2	1	1	0	0	1	0	1	9
Prisoner Victim													
Category I	1	1			2								4
Category II													0
Category III													0
Category IV													0
Category V	1	5		5	3	2	3	5	4	5	5	8	46
Category VI													0
Subtotal (Prisoner Victim Assault)	2	6	0	5	5	2	3	5	4	5	5	8	50
Non-Assault Based Critical Incidents													
Employee													
Accidental Death													0
Natural Death													0
Arrest for Felony or Misdemeanor					1						1		2
Firearm Discharge													0
Chemical Agent Discharge (when reported as secondary event)													0
Use of Force Prisoner Control	2	2	2		1	2	5	2	3	1	4	2	26
Taser Deployment (when reported as secondary event)													0
Loss or Theft of Firearm, Chemical Agent or Ammo													0
Suicide													0
Suicide Attempts													0
Miscellaneous (includes: key/tool control, misconduct, reasonable suspicion, stop orders)			1		2	1	1	1			1		7
Subtotal (Employee Non-Assault)	2	2	3	0	4	3	6	3	3	1	6	2	35
Prisoner													
Accidental Death			1		1						2		4
Natural Death													0
Other death - Homicide													0
Escape													0
Escape Attempt													0
Drug Overdose									1	1	1		3
Suicide													0
Suicide Attempts / Self Injury		2								1	1		4
Subtotal (Prisoner Non-Assault)	0	2	1	0	1	0	0	0	1	2	4	0	11
Other													
Natural Disaster/Physical Plant		1		1	1		3	1	2	1	3	1	14
Riot/Disturbance/Demonstration							2		2	2	4	2	12
Hostage Incident													0
Visitor Related													0
Possession drug, weapon, contraband, smuggling					1						1		2
Medical emergency, quarantine, exposure, accident, unusual events					2		1	1		2		1	7
Subtotal ("Other")	0	1	0	1	4	0	6	2	4	5	8	4	35
Grand Total	6	12	4	6	16	6	16	10	12	14	23	15	140

Michigan Department of Corrections, Public Act 64 of 2019 Boilerplate Reporting
Critical Incident Reports, Section 911, January 1, 2019-December 31, 2019

Special Alternative Incarceration, 18901 Waterloo Road, Chelsea, MI 48118

Incidents which occurred off duty.	JAN	FEB	MAR	APR	MAY	JUN	JUL	AUG	SEP	OCT	NOV	DEC	TOTAL
Assault Based Critical Incidents													
Employee Victim (includes contractual staff)													
Category I													0
Category II													0
Category III													0
Category IV													0
Category V		1											1
Category VI													0
Subtotal (Employee Victim Assault)	0	1	0	0	0	0	0	0	0	0	0	0	1
Prisoner Victim													
Category I													0
Category II													0
Category III													0
Category IV													0
Category V													0
Category VI													0
Subtotal (Prisoner Victim Assault)	0	0	0	0	0	0	0	0	0	0	0	0	0
Non-Assault Based Critical Incidents													
Employee													
Accidental Death													0
Natural Death													0
Arrest for Felony or Misdemeanor													0
Firearm Discharge													0
Chemical Agent Discharge													0
Use of Force for Prisoner Control		2					1		1				4
Taser Deployment													0
Loss or Theft of Firearm, Chemical Agent or Ammo													0
Suicide													0
Suicide Attempts													0
Miscellaneous (includes: key/tool control, misconduct, reasonable suspicion, stop orders)													0
Subtotal (Employee Non-Assault)	0	2	0	0	0	0	1	0	1	0	0	0	4
Prisoner													
Accidental Death													0
Natural Death													0
Other Death - Homicide													0
Escape													0
Escape Attempt													0
Drug Overdose													0
Suicide													0
Suicide Attempts / Self Injury													0
Subtotal (Prisoner Non-Assault)	0	0	0	0	0	0	0	0	0	0	0	0	0
Other													
Natural Disaster/Physical Plant	1		1	1							3	1	7
Riot/Disturbance/Demonstration								1			1		2
Hostage Incident													0
Visitor Related													0
Possession drug, weapon, contraband, smuggling												1	1
Medical emergency, quarantine, exposure, accident, unusual events				1									1
Subtotal ("Other")	1	0	1	2	0	0	0	1	0	0	4	2	11
Grand Total	1	3	1	2	0	0	1	1	1	0	4	2	16

Michigan Department of Corrections, Public Act 64 of 2019 Boilerplate Reporting
Critical Incident Reports, Section 911, January 1, 2019-December 31, 2019

Parnall Correctional Facility, 1780 E. Parnall, Jackson, MI 49201-7138

Incidents which occurred off duty.	JAN	FEB	MAR	APR	MAY	JUN	JUL	AUG	SEP	OCT	NOV	DEC	TOTAL
Assault Based Critical Incidents													
Employee Victim (includes contractual staff)													
Category I													0
Category II													0
Category III													0
Category IV													0
Category V		1								1			2
Category VI													0
Subtotal (Employee Victim Assault)	0	1	0	0	0	0	0	0	0	1	0	0	2
Prisoner Victim													
Category I			1										1
Category II													0
Category III													0
Category IV													0
Category V	3	1	1		1	1		2	2		1	3	15
Category VI										1			1
Subtotal (Prisoner Victim Assault)	3	1	2	0	1	1	0	2	2	1	1	3	17
Non-Assault Based Critical Incidents													
Employee													
Accidental Death													0
Natural Death													0
Arrest for Felony or Misdemeanor											1		1
Firearm Discharge													0
Chemical Agent Discharge													0
Use of Force for Prisoner Control	1							8					9
Taser Deployment												12	12
Loss or Theft of Firearm, Chemical Agent or Ammo													0
Suicide													0
Suicide Attempts													0
Miscellaneous (includes: key/tool control, misconduct, reasonable suspicion, stop orders)					1	1	1	2		2			7
Subtotal (Employee Non-Assault)	1	0	0	0	1	1	1	10	0	2	1	12	29
Prisoner													
Accidental Death													0
Natural Death													0
Other Death - Homicide													0
Escape													0
Escape Attempt													0
Drug Overdose													0
Suicide													0
Suicide Attempts / Self Injury			1		1								2
Subtotal (Prisoner Non-Assault)	0	0	1	0	1	0	0	0	0	0	0	0	2
Other													
Natural Disaster/Physical Plant	1	1						1		1			4
Riot/Disturbance/Demonstration													0
Hostage Incident													0
Visitor Related													0
Possession drug, weapon, contraband, smuggling				1		1				3			5
Medical emergency, quarantine, exposure, accident, unusual events	1					2							3
Subtotal ("Other")	2	1	0	1	0	3	0	1	0	4	0	0	12
Grand Total	6	3	3	1	3	5	1	13	2	8	2	15	62

Michigan Department of Corrections, Public Act 64 of 2019 Boilerplate Reporting
Critical Incident Reports, Section 911, January 1, 2019-December 31, 2019

Thumb Correctional Facility, 3225 John Conley Drive, Lapeer, MI 48446

Incidents which occurred off duty.	JAN	FEB	MAR	APR	MAY	JUN	JUL	AUG	SEP	OCT	NOV	DEC	TOTAL
Assault Based Critical Incidents													
Employee Victim (includes contractual staff)													
Category I													0
Category II													0
Category III													0
Category IV													0
Category V													0
Category VI													0
Subtotal (Employee Victim Assault)	0	0	0	0	0	0	0	0	0	0	0	0	0
Prisoner Victim													
Category I		1											1
Category II													0
Category III													0
Category IV													0
Category V		2		1	2	3	2		1	1		1	13
Category VI													0
Subtotal (Prisoner Victim Assault)	0	3	0	1	2	3	2	0	1	1	0	1	14
Non-Assault Based Critical Incidents													
Employee													
Accidental Death													0
Natural Death													0
Arrest for Felony or Misdemeanor													0
Firearm Discharge													0
Chemical Agent Discharge (when reported as secondary event)													0
Use of Force for Prisoner Control	2		2	1	1	6	4	2				2	20
Taser Deployment													0
Loss or Theft of Firearm, Chemical Agent or Ammo													0
Suicide													0
Suicide Attempts													0
Miscellaneous (includes: key/tool control, misconduct, reasonable suspicion, stop orders)				1		1	1	1	1				5
Subtotal (Employee Non-Assault)	2	0	2	2	1	7	5	3	1	0	0	2	25
Prisoner													
Accidental Death													0
Natural Death													0
Other Death - Homicide													0
Escape													0
Escape Attempt													0
Drug Overdose		1											1
Suicide													0
Suicide Attempts / Self Injury													0
Subtotal (Prisoner Non-Assault)	0	1	0	0	0	0	0	0	0	0	0	0	1
Other													
Natural Disaster/Physical Plant								1	1	1			3
Riot/Disturbance/Demonstration							1				1	3	5
Hostage Incident													0
Visitor Related													0
Possession drug, weapon, contraband, smuggling													0
Medical emergency, quarantine, exposure, accident, unusual events			3			1					1		5
Subtotal ("Other")	0	0	3	0	0	1	1	1	1	1	2	3	13
Grand Total	2	4	5	3	3	11	8	4	3	2	2	6	53

Michigan Department of Corrections, Public Act 64 of 2019 Boilerplate Reporting
Critical Incident Reports, Section 911, January 1, 2019-December 31, 2019

Women's Huron Valley Correctional Facility, 3511 Bemis Road, Ypsilanti, MI 48197

Incidents which occurred off duty.	JAN	FEB	MAR	APR	MAY	JUN	JUL	AUG	SEP	OCT	NOV	DEC	TOTAL
Assault Based Critical Incidents													
Employee Victim (includes contractual staff)													
Category I													0
Category II													0
Category III													0
Category IV					1								1
Category V	3	1	5				1	1	2	2		2	17
Category VI													0
Subtotal (Employee Victim Assault)	3	1	5	0	1	0	1	1	2	2	0	2	18
Prisoner Victim													
Category I													0
Category II													0
Category III													0
Category IV													0
Category V			1	1				1	2	1			6
Category VI													0
Subtotal (Prisoner Victim Assault)	0	0	1	1	0	0	0	1	2	1	0	0	6
Non-Assault Based Critical Incidents													
Employee													
Accidental Death			1	1								1	3
Natural Death													0
Arrest for Felony or Misdemeanor					1			2	1				4
Firearm Discharge											1		1
Chemical Agent Discharge (when reported as secondary event)													0
Use of Force for Prisoner Control	1			1		2	2	5		1	2		14
Taser Deployment (when reported as secondary event)													0
Loss or Theft of Firearm, Chemical Agent or Ammo													0
Suicide													0
Suicide Attempts													0
Miscellaneous (includes: key/tool control, misconduct, reasonable suspicion, stop orders)		1		1			1		1	2			6
Subtotal (Employee Non-Assault)	1	1	1	3	1	2	3	7	2	3	3	1	28
Prisoner													
Accidental Death													0
Natural Death													0
Other Death - Homicide													0
Escape													0
Escape Attempt													0
Drug Overdose							1	1			1		3
Suicide													0
Suicide Attempts / Self Injury	2		1	3	4	6	1	2	3	3	3		28
Subtotal (Prisoner Non-Assault)	2	0	1	3	4	6	2	3	3	3	4	0	31
Other													
Natural Disaster/Physical Plant	1						1	1					3
Riot/Disturbance/Demonstration							1		1	1	2	1	6
Hostage Incident													0
Visitor Related													0
Possession drug, weapon, contraband, smuggling		1											1
Medical emergency, quarantine, exposure. accident, unusual events		2	1			1				2	4	1	11
Subtotal ("Other")	1	3	1	0	0	1	2	1	1	3	6	2	21
Grand Total	7	5	9	7	6	9	8	13	10	12	13	5	104

Michigan Department of Corrections, Public Act 64 of 2019 Boilerplate Reporting
Critical Incident Reports, Section 911, January 1, 2019-December 31, 2019

Woodland Center Correctional Facility, 9036 E. M-36 Whitmore Lake, MI 48189

Incidents which occurred off duty.	JAN	FEB	MAR	APR	MAY	JUN	JUL	AUG	SEP	OCT	NOV	DEC	TOTAL
Assault Based Critical Incidents													
Employee Victim (includes contractual staff)													
Category I													0
Category II													0
Category III													0
Category IV	1		1			1							3
Category V	2		1	2	1	1	3	3	1	4	1	2	21
Category VI												1	1
Subtotal (Employee Victim Assault)	3	0	2	2	1	2	3	3	1	4	1	3	25
Prisoner Victim													
Category I													0
Category II													0
Category III													0
Category IV													0
Category V	1			1			3						5
Category VI													0
Subtotal (Prisoner Victim Assault)	1	0	0	1	0	0	3	0	0	0	0	0	5
Non-Assault Based Critical Incidents													
Employee													
Accidental Death			1								1	1	3
Natural Death													0
Arrest for Felony or Misdemeanor													0
Firearm Discharge													0
Chemical Agent Discharge (when reported as secondary event)													0
Use of Force for Prisoner Control		2	2	5	4	1	1				1	2	18
Taser Deployment (when reported as secondary event)													0
Loss or Theft of Firearm, Chemical Agent or Ammo													0
Suicide													0
Suicide Attempts													0
Miscellaneous (includes: key/tool control, misconduct, reasonable suspicion, stop orders)	2												2
Subtotal (Employee Non-Assault)	2	2	3	5	4	1	1	0	0	0	2	3	23
Prisoner													
Accidental Death													0
Natural Death													0
Other Death - Homicide													0
Escape													0
Escape Attempt													0
Drug Overdose													0
Suicide													0
Suicide Attempts / Self Injury	4	13	15	20	19	20	10	7	21	7	8	7	151
Subtotal (Prisoner Non-Assault)	4	13	15	20	19	20	10	7	21	7	8	7	151
Other													
Natural Disaster/Physical Plant										1			1
Riot/Disturbance/Demonstration							1	2	2	1	1	1	8
Hostage Incident													0
Visitor Related													0
Possession drug, weapon, contraband, smuggling													0
Medical emergency, quarantine, exposure, accident, unusual events	1				1								2
Subtotal ("Other")	1	0	0	0	1	0	1	2	2	2	1	1	11
Grand Total	11	15	20	28	25	23	18	12	24	13	12	14	215