

Michigan Department of Corrections

Public Act 268 of 2016

Critical Incident Reports, Section 911

January 1, 2016 – December 31, 2016

Public Act 268 of 2016

Critical Incident Reports, Section 911

By March 1, the department shall report to the senate and house appropriations subcommittees on corrections, the senate and house fiscal agencies, the legislative corrections ombudsman, and the state budget director the number of critical incidents occurring each month by type and the number and severity of assaults, escape attempts, suicides, and attempted suicides occurring each month at each facility during the immediately preceding calendar year.

Report Criterion

Data documentation is consistent with Michigan Department of Corrections, Policy Directive 01.05.120 Critical Incident Reporting.

Assault based Critical Incidents are identified by Assault Categories I-V

- **Category I** – Assault resulting in death or serious physical injury.
- **Category II** – Sexual assault with penetration.
- **Category III** – Sexual assault without penetration but involving more than intentional non-consensual touching (e.g., use of force, attempted sexual penetration).
- **Category IV** – Sexual assault not covered in Category II or III.
- **Category V** – Assault with non-serious physical injury.

Non-Assault based Critical Incidents are identified by the following categories:

- Employee Related
- Prisoner Related
- Other

Data information specifies the actual number of Critical Incident Reports written. Many Critical Incident Reports may contain more than one situation which constitutes a “Critical Incident”.

- For example, multiple assaults which occur during an incident will be summarized in one written report.

Division of Data

Correctional Facilities Administration

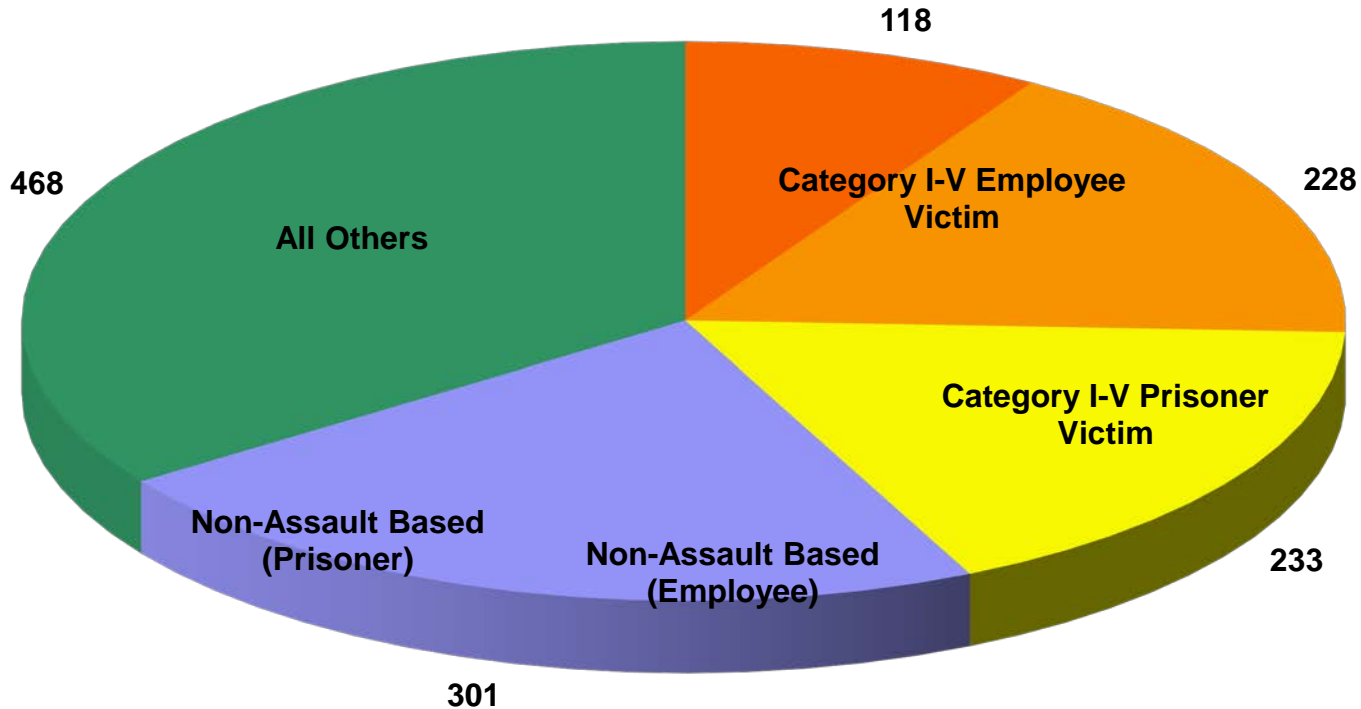
- Kinross
 - ❖ Facilities
- Jackson
 - ❖ Facilities

**Michigan Department of Corrections, Public Act 84 of 2015 Boilerplate Reporting,
Critical Incident Reports, Section 911, January 1, 2016-December 31, 2016**

Correctional Facilities Administration, Grandview Plaza, 206 E. Michigan Ave., Lansing, MI 48909

		JAN	FEB	MAR	APR	MAY	JUN	JUL	AUG	SEP	OCT	NOV	DEC	TOTAL
➤ Incidents which occurred off duty.														
Assault Based Critical Incidents														
Employee Victim														
Category I		0	0	0	0	0	0	1	0	0	0	0	0	1
Category II		0	0	0	0	0	0	0	0	0	0	0	0	0
Category III		0	1	1	0	0	1	0	0	0	0	0	0	3
Category IV		2	2	2	0	0	0	0	1	1	0	2	0	10
Category V		10	13	7	3	3	4	2	3	4	1	5	10	65
Category VI		13	13	3	1	4	0	0	1	1	1	2	0	39
Subtotal (Employee Victim Assault)		25	29	13	4	7	5	3	5	6	2	9	10	118
Prisoner Victim														
Category I		7	4	6	6	2	5	7	8	5	2	4	2	58
Category II		1	1	0	0	0	0	1	0	0	0	0	0	3
Category III		3	0	0	0	0	0	0	0	0	0	0	0	3
Category IV		1	1	0	1	0	1	0	0	1	0	0	0	5
Category V		71	35	11	7	3	5	5	5	2	3	2	3	152
Category VI		4	2	0	0	0	0	0	0	1	0	0	0	7
Subtotal (Prisoner Victim Assault)		87	43	17	14	5	11	13	13	9	5	6	5	228
Non-Assault Based Critical Incidents														
Employee														
Accidental Death		0	0	0	0	0	0	0	0	0	0	0	0	0
Natural Death		0	0	0	0	0	0	0	0	0	0	0	0	0
➤ Arrest for Felony or Misdemeanor		2	0	4	4	2	5	2	1	0	2	0	0	22
Firearm Discharge		1	1	3	0	0	1	3	0	4	0	3	1	17
Chemical Agent Discharge (when reported as secondary event)		19	11	5	2	3	3	2	0	3	1	1	0	50
Use of Force for Prisoner Control		33	17	8	1	2	1	2	2	3	3	2	0	74
Taser Deployment (when reported as secondary event)		8	8	9	4	1	1	1	4	5	0	1	0	42
Loss or Theft of Firearm, Chemical Agent or Ammo		0	0	0	0	0	0	0	0	0	0	0	0	0
➤ Suicide		0	0	0	0	0	0	0	0	0	0	0	0	0
➤ Suicide Attempts		0	0	0	0	0	0	0	0	0	0	0	0	0
Miscellaneous (includes: key/tool control, misconduct, reasonable suspicion, stop orders)		6	4	2	5	1	1	0	0	2	2	2	3	28
Subtotal (Employee Non-Assault)		69	41	31	16	9	12	10	7	17	8	9	4	233
Prisoner														
Accidental Death		0	0	0	0	0	0	0	0	0	0	0	0	0
Natural Death		6	5	11	12	9	5	5	12	10	6	7	1	89
Other Death - Homicide		1	0	0	0	0	0	0	0	0	0	0	0	1
Escape		0	0	0	0	0	0	0	1	0	0	0	0	1
Escape Attempt		0	0	1	1	0	0	0	1	0	0	0	0	3
Drug Overdose		3	4	5	3	1	1	1	1	7	7	4	4	41
Suicide		1	1	1	0	0	0	0	0	0	1	0	0	4
Suicide Attempts / self injury		49	20	20	18	12	8	7	7	5	4	6	6	162
Subtotal (Prisoner Non-Assault)		60	30	38	34	22	14	13	22	22	18	17	11	301
Other														
Natural Disaster/Physical Plant		6	5	7	7	6	12	4	8	6	2	7	8	78
Riot/Disturbance/Demonstration		0	0	0	0	1	0	0	0	1	0	0	0	2
Hostage Incident		0	0	0	0	0	0	0	0	0	0	0	0	0
Visitor Related		3	1	3	1	1	3	3	2	3	1	3	2	26
Possession drug, weapon, contraband, smuggling		33	18	25	36	13	17	27	19	8	16	21	7	240
Medical emergency, quarantine, exposure, accident, unusual events		18	11	9	10	12	9	8	6	10	7	12	10	122
Subtotal ("Other")		60	35	44	54	33	41	42	35	28	26	43	27	468
Grand Total		301	178	143	122	76	83	81	82	82	59	84	57	1348

CFA Critical Incident Totals, 2016



There were 3869 Critical Incidents in CFA .

The data was compiled from 31 Correctional Facilities from January 1, 2016 - December 31, 2016. Partial year included for MPF which closed :

The Critical data does not include information from DDC or DRC.

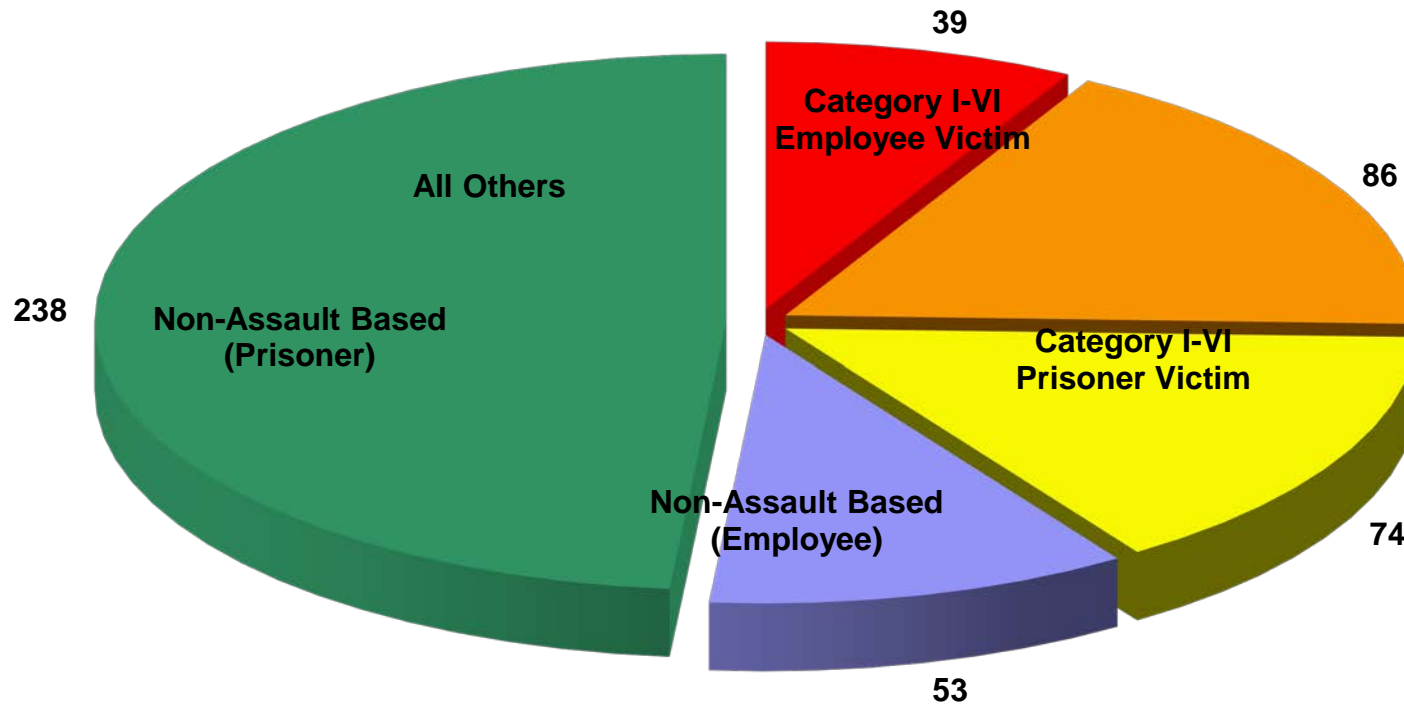
Use of Force reporting requirements changed in February to only include those where emergency or medical treatment was needed.

**Michigan Department of Corrections, Public Act 84 of 2015 Boilerplate Reporting,
Critical Incident Reports, Section 911, January 1, 2016-December 31, 2016**

Northern Region, 4657 W. Industrial Drive, Kincheloe, MI 49788

Incidents which occurred off duty.		JAN	FEB	MAR	APR	MAY	JUN	JUL	AUG	SEP	OCT	NOV	DEC	TOTAL
Assault Based Critical Incidents														
Employee Victim (includes contractual staff)														
Category I		0	0	0	0	0	0	0	0	0	0	0	1	1
Category II		0	0	0	0	0	0	0	0	0	0	0	0	0
Category III		0	1	1	0	0	0	0	0	0	0	0	0	2
Category IV		1	1	0	0	0	0	0	0	0	0	2	0	4
Category V		3	6	1	0	1	1	0	2	2	0	1	4	21
Category VI		6	3	0	0	1	0	0	0	0	1	0	0	11
Subtotal (Employee Victim Assault)		10	11	2	0	2	1	0	2	2	1	3	5	39
Prisoner Victim														
Category I		2	3	2	3	2	0	2	3	2	2	4	0	25
Category II		1	0	0	0	0	0	1	0	0	0	0	0	2
Category III		0	0	0	0	0	0	0	0	0	0	0	0	0
Category IV		0	0	0	0	0	0	0	0	0	0	0	0	0
Category V		33	12	1	2	1	1	2	1	1	1	0	0	55
Category VI		3	1	0	0	0	0	0	0	0	0	0	0	4
Subtotal (Prisoner Victim Assault)		39	16	3	5	3	1	5	4	3	3	4	0	86
Non-Assault Based Critical Incidents														
Employee														
Accidental Death		0	0	0	0	0	0	0	0	0	0	0	0	0
Natural Death		0	0	0	0	0	0	0	0	0	0	0	0	0
Arrest for Felony or Misdemeanor		1	0	1	1	0	5	0	1	0	1	0	0	10
Firearm Discharge		0	0	0	0	0	0	1	0	0	0	1	0	2
Chemical Agent Discharge (when reported as secondary event)		12	3	1	0	0	0	0	0	1	1	0	0	18
Use of Force for Prisoner Control		17	5	1	0	0	0	0	0	2	1	0	0	26
Taser Deployment (when reported as secondary event)		6	4	0	2	0	0	1	2	3	0	0	0	18
Loss or Theft of Firearm, Chemical Agent/Ammo		0	0	0	0	0	0	0	0	0	0	0	0	0
Suicide		0	0	0	0	0	0	0	0	0	0	0	0	0
Suicide Attempts		0	0	0	0	0	0	0	0	0	0	0	0	0
Miscellaneous (includes: key/tool control, misconduct, reasonable suspicion, stop orders)		2	2	1	4	0	0	0	0	0	1	1	0	11
Subtotal (Employee Non-Assault)		34	12	4	7	0	4	2	2	5	2	2	0	74
Prisoner														
Accidental Death		0	0	0	0	0	0	0	0	0	0	0	0	0
Natural Death		2	1	0	1	1	2	0	2	0	1	2	0	12
Other Death - Homicide		1	0	0	0	0	0	0	0	0	0	0	0	1
Escape		0	0	0	0	0	0	0	1	0	0	0	0	1
Escape Attempt		0	0	0	1	0	0	0	0	0	0	0	0	1
Drug Overdose		1	2	2	0	0	1	0	0	3	4	0	2	15
Suicide		0	0	0	0	0	0	0	0	0	1	0	0	1
Suicide Attempts / self injury		8	3	3	1	0	0	0	0	2	0	2	3	22
Subtotal (Prisoner Non-Assault)		12	6	5	3	1	3	0	3	5	6	4	5	53
Other														
Natural Disaster/Physical Plant		1	1	2	2	3	7	0	4	2	2	1	2	27
Riot/Disturbance/Demonstration		0	0	0	0	1	0	0	0	1	0	0	0	2
Hostage Incident		0	0	0	0	0	0	0	0	0	0	0	0	0
Visitor Related		0	1	1	0	0	1	0	0	0	1	1	0	5
Possession drug, weapon, contraband, smuggling		25	9	14	25	12	13	21	14	6	14	11	4	168
Medical emergency, quarantine, exposure, accident, unusual events		6	3	4	3	5	1	2	2	4	2	1	3	36
Subtotal ("Other")		32	14	21	30	21	22	23	20	13	19	14	9	238
Grand Total		127	59	35	45	27	31	30	31	28	31	27	19	490

Kinross Region: Critical Incident Totals, 2016



There were Critical Incidents in the Northern Region. The data was compiled from 16 Correctional Facilities from January 1, 2016 - December 31, 2016. MPF closed

**Michigan Department of Corrections, Public Act 84 of 2015 Boilerplate Reporting,
Critical Incident Reports, Section 911, January 1, 2016-December 31, 2016**

Baraga Correctional Facility, 301 Wadaga Road, Baraga, MI 49908

Incidents which occurred off duty.		JAN	FEB	MAR	APR	MAY	JUN	JUL	AUG	SEP	OCT	NOV	DEC	TOTAL
Assault Based Critical Incidents														
Employee Victim (includes contractual staff)														
Category I														0
Category II														0
Category III			1											1
Category IV		1	1											2
Category V		2	2											4
Category VI		1												1
Subtotal (Employee Victim Assault)		4	4	0	0	0	0	0	0	0	0	0	0	8
Prisoner Victim														
Category I														0
Category II														0
Category III														0
Category IV														0
Category V		1												1
Category VI		2												2
Subtotal (Prisoner Victim Assault)		3	0	0	0	0	0	0	0	0	0	0	0	3
Non-Assault Based Critical Incidents														
Employee														
Accidental Death														0
Natural Death														0
Arrest for Felony or Misdemeanor														0
Firearm Discharge														0
Chemical Agent Discharge (when reported as secondary)		2	1											3
Use of Force for Prisoner Control		2	3											5
Taser Deployment (when reported as secondary event)		3												3
Loss or Theft of Firearm, Chemical Agent /Ammo														0
Suicide														0
Suicide Attempts														0
Miscellaneous (includes: key/tool control, misconduct, reasonable suspicion, stop orders)														0
Subtotal (Employee Non-Assault)		7	4	0	0	0	0	0	0	0	0	0	0	11
Prisoner														
Accidental Death														0
Natural Death														0
Other Death - Homicide														0
Escape														0
Escape Attempt														0
Drug Overdose		1	1											2
Suicide														0
Suicide Attempts / Self injury		1	1											2
Subtotal (Prisoner Non-Assault)		2	2	0	0	0	0	0	0	0	0	0	0	4
Other														
Natural Disaster/Physical Plant														0
Riot/Disturbance/Demonstration														0
Hostage Incident														0
Visitor Related														0
Possession drug, weapon, contraband, smuggling				1										1
Medical emergency, quarantine, exposure, accident, unusual events			1							1				2
Subtotal ("Other")		0	1	1	0	0	0	0	0	1	0	0	0	3
Grand Total		16	11	1	0	0	0	0	0	1	0	0	0	29

**Michigan Department of Corrections, Public Act 84 of 2015 Boilerplate Reporting,
Critical Incident Reports, Section 911, January 1, 2016-December 31, 2016**

Carson City Correctional Facility, 10522 Boyer Road, Carson City, MI 48811

➤ Incidents which occurred off duty.		JAN	FEB	MAR	APR	MAY	JUN	JUL	AUG	SEP	OCT	NOV	DEC	TOTAL
Assault Based Critical Incidents														
Employee Victim														
Category I														0
Category II														0
Category III														0
Category IV														0
Category V		1							1					2
Category VI														0
Subtotal (Employee Victim Assault)		1	0	0	0	0	0	0	1	0	0	0	0	2
Prisoner Victim														
Category I			1		1	1			1			1		5
Category II														0
Category III														0
Category IV														0
Category V		1	2			1		1		1	1			7
Category VI														0
Subtotal (Prisoner Victim Assault)		1	3	0	1	2	0	1	1	1	1	1	0	12
Non-Assault Based Critical Incidents														
Employee (includes contractual staff)														
Accidental Death														0
Natural Death														0
➤ Arrest for Felony or Misdemeanor							1							1
Firearm Discharge														0
Chemical Agent Discharge (when reported as secondary event)											1			1
Use of Force for Prisoner Control		2								1	1			4
Taser Deployment (when reported as secondary event)			1						1					2
Loss or Theft of Firearm, Chemical Agent or Ammo														0
➤ Suicide														0
➤ Suicide Attempts														0
Miscellaneous (includes: key/tool control, misconduct, reasonable suspicion, stop orders)		2	1											3
Subtotal (Employee Non-Assault)		4	2	0	0	0	1	0	1	1	2	0	0	11
Prisoner														
Accidental Death														0
Natural Death					1		1							2
Other Death - Homicide														0
Escape														0
Escape Attempt														0
Drug Overdose			1								1			2
Suicide			0											0
Suicide Attempts / Self Injury		1		1										2
Subtotal (Prisoner Non-Assault)		1	1	1	1	0	1	0	0	0	1	0	0	6
Other														
Natural Disaster/Physical Plant						2	2		1					5
Riot/Disturbance/Demonstration														0
Hostage Incident														0
Visitor Related														0
Possession drug, weapon, contraband, smuggling									2		2	1		5
Medical emergency, quarantine, exposure, accident, unusual events					1		1				2			4
Subtotal ("Other")		0	0	0	1	2	3	0	3	0	4	1	0	14
Grand Total		7	6	1	3	4	5	1	6	2	8	2	0	45

**Michigan Department of Corrections, Public Act 84 of 2015 Boilerplate Reporting,
Critical Incident Reports, Section 911, January 1, 2016-December 31, 2016**

Kinross Correctional Facility, 16770 S. Watertower Drive, Kincheloe, MI 49788

➤ Incidents which occurred off duty.		JAN	FEB	MAR	APR	MAY	JUN	JUL	AUG	SEP	OCT	NOV	DEC	TOTAL
Assault Based Critical Incidents														
Employee Victim (includes contractual staff)														
Category I														0
Category II														0
Category III				1										1
Category IV												2		2
Category V			1				1					1		3
Category VI		1									1			2
Subtotal (Employee Victim Assault)		1	1	1	0	0	1	0	0	0	1	3	0	8
Prisoner Victim														
Category I				1	1									2
Category II								1						1
Category III														0
Category IV														0
Category V		6	2	1	1		1	1	1					13
Category VI														0
Subtotal (Prisoner Victim Assault)		6	2	2	2	0	1	2	1	0	0	0	0	16
Non-Assault Based Critical Incidents														
Employee														
Accidental Death														0
Natural Death														0
➤ Arrest for Felony or Misdemeanor									1					1
Firearm Discharge														0
Chemical Agent Discharge														0
Use of Force for Prisoner Control														0
Taser Deployment (when reported as secondary event)		2	1		1			1						5
Loss or Theft of Firearm, Chemical Agent or Ammo														0
➤ Suicide														0
➤ Suicide Attempts														0
Miscellaneous (includes: key/tool control, misconduct, reasonable suspicion, stop orders)				1	1									2
Subtotal (Employee Non-Assault)		2	1	1	2	0	0	1	1	0	0	0	0	8
Prisoner														
Accidental Death														0
Natural Death											1			1
Other Death - Homicide														0
Escape														0
Escape Attempt														0
Drug Overdose														0
Suicide														0
Suicide Attempts / Self Injury														0
Subtotal (Prisoner Non-Assault)		0	0	0	0	0	0	0	0	0	1	0	0	1
Other														
Natural Disaster/Physical Plant					1				1	1				3
Riot/Disturbance/Demonstration										1				1
Hostage Incident														0
Visitor Related														0
Possession drug, weapon, contraband, smuggling		6	4	4	7	7	5	7	5		6	1		52
Medical emergency, quarantine, exposure, accident, unusual events									1					1
Subtotal ("Other")		6	4	4	8	7	5	7	7	2	6	1	0	57
Grand Total		15	8	8	12	7	7	10	9	2	8	4	0	90

**Michigan Department of Corrections, Public Act 84 of 2015 Boilerplate Reporting,
Critical Incident Reports, Section 911, January 1, 2016-December 31, 2016**

Alger Correctional Facility, Industrial Park Drive, P.O. Box 600, Munising, MI 49862

➤ Incidents which occurred off duty.		JAN	FEB	MAR	APR	MAY	JUN	JUL	AUG	SEP	OCT	NOV	DEC	TOTAL
Assault Based Critical Incidents														
Employee Victim (includes contractual staff)														
Category I														0
Category II														0
Category III														0
Category IV														0
Category V									1					1
Category VI														0
Subtotal (Employee Victim Assault)		0	0	0	0	0	0	0	1	0	0	0	0	1
Prisoner Victim														
Category I														0
Category II		1												1
Category III														0
Category IV														0
Category V		1												1
Category VI														0
Subtotal (Prisoner Victim Assault)		2	0	0	0	0	0	0	0	0	0	0	0	2
Non-Assault Based Critical Incidents														
Employee														
Accidental Death														0
Natural Death														0
➤ Arrest for Felony or Misdemeanor														0
Firearm Discharge												1		1
Chemical Agent Discharge (when reported as secondary event)		3												3
Use of Force for Prisoner Control		5												5
Taser Deployment (when reported as secondary event)					1				1					2
Loss or Theft of Firearm, Chemical Agent or Ammo														0
➤ Suicide														0
➤ Suicide Attempts														0
Miscellaneous (includes: key/tool control, misconduct, reasonable suspicion, stop orders)											1			1
Subtotal (Employee Non-Assault)		8	0	0	1	0	0	0	1	0	1	1	0	12
Prisoner														
Accidental Death														0
Natural Death												1		1
Other Death - Homicide														0
Escape														0
Escape Attempt					1									1
Drug Overdose													1	1
Suicide														0
Suicide Attempts / self injury			1									1	1	3
Subtotal (Prisoner Non-Assault)		0	1	0	1	0	0	0	0	0	0	2	2	6
Other														
Natural Disaster/Physical Plant		1									1	1	1	4
Riot/Disturbance/Demonstration														0
Hostage Incident														0
Visitor Related														0
Possession drug, weapon, contraband, smuggling														0
Medical emergency, quarantine, exposure, accident, unusual events						1				1			1	3
Subtotal ("Other")		1	0	0	0	1	0	0	0	1	1	1	2	7
Grand Total		11	1	0	2	1	0	0	2	1	2	4	4	28

**Michigan Department of Corrections, Public Act 84 of 2015 Boilerplate Reporting,
Critical Incident Reports, Section 911, January 1, 2016-December 31, 2016**

Earnest C. Brooks Correctional Facility, 2500 S. Sheridan Road, Muskegon Heights, MI 49444

Incidents which occurred off duty.		JAN	FEB	MAR	APR	MAY	JUN	JUL	AUG	SEP	OCT	NOV	DEC	TOTAL
Assault Based Critical Incidents														
Employee Victim (includes contractual staff)														
Category I														0
Category II														0
Category III														0
Category IV														0
Category V														0
Category VI														0
Subtotal (Employee Victim Assault)		0	0	0	0	0	0	0	0	0	0	0	0	0
Prisoner Victim														
Category I		1	1											2
Category II														0
Category III														0
Category IV														0
Category V		1	1											2
Category VI														0
Subtotal (Prisoner Victim Assault)		2	2	0	0	0	0	0	0	0	0	0	0	4
Non-Assault Based Critical Incidents														
Employee														
Accidental Death														0
Natural Death														0
Arrest for Felony or Misdemeanor														0
Firearm Discharge														0
Chemical Agent Discharge (when reported as secondary ev		1	1											2
Use of Force for Prisoner Control														0
Taser Deployment														0
Loss or Theft of Firearm, Chemical Agent or Ammo														0
Suicide														0
Suicide Attempts														0
Miscellaneous (includes: key/tool control, misconduct, reasonable suspicion, stop orders)														0
Subtotal (Employee Non-Assault)		1	1	0	0	0	0	0	0	0	0	0	0	2
Prisoner														
Accidental Death														0
Natural Death						1			1					2
Other Death - Homicide														0
Escape														0
Escape Attempt														0
Drug Overdose														0
Suicide											1			1
Suicide Attempts / Self Injury		1		1										2
Subtotal (Prisoner Non-Assault)		1	0	1	0	1	0	0	1	0	1	0	0	5
Other														
Natural Disaster/Physical Plant														0
Riot/Disturbance/Demonstration														0
Hostage Incident														0
Visitor Related							1							1
Possession drug, weapon, contraband, smuggling		3			1		2			2	1	2	1	12
Medical emergency, quarantine, exposure, accident, unusual events			1											1
Subtotal ("Other")		3	1	0	1	0	3	0	0	2	1	2	1	14
Grand Total		7	4	1	1	1	3	0	1	2	2	2	1	25

**Michigan Department of Corrections, Public Act 84 of 2015 Boilerplate Reporting,
Critical Incident Reports, Section 911, January 1, 2016-December 31, 2016**

Marquette Branch Prison, 1960 U.S. 41 South, Marquette, MI 49855

Incidents which occurred off duty.		JAN	FEB	MAR	APR	MAY	JUN	JUL	AUG	SEP	OCT	NOV	DEC	TOTAL
Assault Based Critical Incidents														
Employee Victim (includes contractual staff)														
Category I														0
Category II														0
Category III														0
Category IV														0
Category V			2							1			4	7
Category VI														0
Subtotal (Employee Victim Assault)		0	2	0	0	0	0	0	0	1	0	0	4	7
Prisoner Victim														
Category I								1		1	1			3
Category II														0
Category III														0
Category IV														0
Category V		1	1											2
Category VI														0
Subtotal (Prisoner Victim Assault)		1	1	0	0	0	0	1	0	1	1	0	0	5
Non-Assault Based Critical Incidents														
Employee														
Accidental Death														0
Natural Death														0
Arrest for Felony or Misdemeanor											1			1
Firearm Discharge														0
Chemical Agent Discharge (when reported as secondary)		3		1						1				5
Use of Force for Prisoner Control										1				1
Taser Deployment (when reported as secondary event)			1							2				3
Loss or Theft of Firearm, Chemical Agent or Ammo														0
Suicide														0
Suicide Attempts														0
Miscellaneous (includes: key/tool control, misconduct, reasonable suspicion, stop orders)														0
Subtotal (Employee Non-Assault)		3	1	1	0	0	0	0	0	4	1	0	0	10
Prisoner														
Accidental Death														0
Natural Death									1			1		2
Other Death - Homicide														0
Escape														0
Escape Attempt														0
Drug Overdose				1			1			2	1			5
Suicide														0
Suicide Attempts / Self Injury		2		1						2			1	6
Subtotal (Prisoner Non-Assault)		2	0	2	0	0	1	0	1	4	1	1	1	13
Other														
Natural Disaster/Physical Plant			1				1		2					4
Riot/Disturbance/Demonstration														0
Hostage Incident														0
Visitor Related														0
Possession drug, weapon, contraband, smuggling										1		1		2
Medical emergency, quarantine, exposure, accident, unusual events		1	1	1	1	1	1	1		1				7
Subtotal ("Other")		1	2	1	1	1	1	1	2	2	0	1	0	13
Grand Total		7	6	4	1	1	2	2	3	12	3	2	5	48

Michigan Department of Corrections, Public Act 84 of 2015 Boilerplate Reporting,
Critical Incident Reports, Section 911, January 1, 2016-December 31, 2016

Muskegon Correctional Facility, 2400 S. Sheridan Drive, Muskegon, MI 49442

Incidents which occurred off duty JAN FEB MAR APR MAY JUN JUL AUG SEP OCT NOV DEC TOTAL

Assault Based Critical Incidents

Employee Victim (includes contractual staff)	JAN	FEB	MAR	APR	MAY	JUN	JUL	AUG	SEP	OCT	NOV	DEC	TOTAL
Category I												1	1
Category II													0
Category III													0
Category IV													0
Category V					1				1				2
Category VI		2			1								3
Subtotal (Employee Victim Assault)	0	2	0	0	2	0	0	0	1	0	0	1	6

Prisoner Victim	JAN	FEB	MAR	APR	MAY	JUN	JUL	AUG	SEP	OCT	NOV	DEC	TOTAL
Category I								1			1		2
Category II													0
Category III													0
Category IV													0
Category V													0
Category VI													0
Subtotal (Prisoner Victim Assault)	0	0	0	0	0	0	0	1	0	0	1	0	2

Non-Assault Based Critical Incidents

Employee	JAN	FEB	MAR	APR	MAY	JUN	JUL	AUG	SEP	OCT	NOV	DEC	TOTAL
Accidental Death													0
Natural Death													0
Arrest for Felony or Misdemeanor						1							1
Firearm Discharge													0
Chemical Agent Discharge													0
Use of Force for Prisoner Control	1												1
Taser Deployment (when reported as secondary event)									1				1
Loss or Theft of Firearm, Chemical Agent or Ammo													0
Suicide													0
Suicide Attempts													0
Miscellaneous (includes: key/tool control, misconduct, reasonable suspicion, stop orders)				1							1		2
Subtotal (Employee Non-Assault)	1	0	0	1	0	1	0	0	1	0	1	0	5

Prisoner	JAN	FEB	MAR	APR	MAY	JUN	JUL	AUG	SEP	OCT	NOV	DEC	TOTAL
Accidental Death													0
Natural Death	2												2
Other Death - Homicide													0
Escape													0
Escape Attempt													0
Drug Overdose			1										1
Suicide													0
Suicide Attempts / Self Injury													0
Subtotal (Prisoner Non-Assault)	2	0	1	0	0	0	0	0	0	0	0	0	3

Other	JAN	FEB	MAR	APR	MAY	JUN	JUL	AUG	SEP	OCT	NOV	DEC	TOTAL
Natural Disaster/Physical Plant					1	2							3
Riot/Disturbance/Demonstration													0
Hostage Incident													0
Visitor Related													0
Possession drug, weapon, contraband, smuggling	14	4	7	13	5	6	11	7	3	4	5	2	81
Medical emergency, quarantine, exposure, accident, unusual events								1					1
Subtotal ("Other")	14	4	7	13	6	8	11	8	3	4	5	2	85

Grand Total 17 6 8 14 8 9 11 9 5 4 7 3 101

**Michigan Department of Corrections, Public Act 84 of 2015 Boilerplate Reporting,
Critical Incident Reports, Section 911, January 1, 2016-December 31, 2016**

Newberry Correctional Facility, 3001 Newberry Avenue, Newberry, MI 49868

Incidents which occurred off duty.		JAN	FEB	MAR	APR	MAY	JUN	JUL	AUG	SEP	OCT	NOV	DEC	TOTAL
Assault Based Critical Incidents														
Employee Victim (includes contractual staff)														
Category I														0
Category II														0
Category III														0
Category IV														0
Category V														0
Category VI														0
Subtotal (Employee Victim Assault)		0	0	0	0	0	0	0	0	0	0	0	0	0
Prisoner Victim														
Category I														0
Category II														0
Category III														0
Category IV														0
Category V		2												2
Category VI														0
Subtotal (Prisoner Victim Assault)		2	0	0	0	0	0	0	0	0	0	0	0	2
Non-Assault Based Critical Incidents														
Employee														
Accidental Death														0
Natural Death														0
Arrest for Felony or Misdemeanor														0
Firearm Discharge														0
Chemical Agent Discharge														0
Use of Force for Prisoner Control														0
Taser Deployment														0
Loss or Theft of Firearm, Chemical Agent or Ammo														0
Suicide														0
Suicide Attempts														0
Miscellaneous (includes: key/tool control, misconduct, reasonable suspicion, stop orders)			1											1
Subtotal (Employee Non-Assault)		0	1	0	0	0	0	0	0	0	0	0	0	1
Prisoner														
Accidental Death														0
Natural Death														0
Other Death - Homicide														0
Escape									1					1
Escape Attempt														0
Drug Overdose														0
Suicide														0
Suicide Attempts / Self Injury														0
Subtotal (Prisoner Non-Assault)		0	0	0	0	0	0	0	1	0	0	0	0	1
Other														
Natural Disaster/Physical Plant														0
Riot/Disturbance/Demonstration														0
Hostage Incident														0
Visitor Related														0
Possession drug, weapon, contraband, smuggling														0
Medical emergency, quarantine, exposure, accident, unusual events		2						1						3
Subtotal ("Other")		2	0	0	0	0	0	1	0	0	0	0	0	3
Grand Total		4	1	0	0	0	0	1	1	0	0	0	0	7

**Michigan Department of Corrections, Public Act 84 of 2015 Boilerplate Reporting,
Critical Incident Reports, Section 911, January 1, 2016-December 31, 2016**

Ojibway Correctional Facility, N 5705 Ojibway Road, Marenisco, MI 49947

➤ Incidents which occurred off duty.		JAN	FEB	MAR	APR	MAY	JUN	JUL	AUG	SEP	OCT	NOV	DEC	TOTAL
Assault Based Critical Incidents														
Employee Victim (includes contractual staff)														
Category I														0
Category II														0
Category III														0
Category IV														0
Category V														0
Category VI														0
Subtotal (Employee Victim Assault)		0	0	0	0	0	0	0	0	0	0	0	0	0
Prisoner Victim														
Category I										1				1
Category II														0
Category III														0
Category IV														0
Category V		3			1									4
Category VI														0
Subtotal (Prisoner Victim Assault)		3	0	0	1	0	0	0	0	1	0	0	0	5
Non-Assault Based Critical Incidents														
Employee														
➤ Accidental Death														0
Natural Death														0
➤ Arrest for Felony or Misdemeanor														0
Firearm Discharge														0
Chemical Agent Discharge														0
Use of Force for Prisoner Control														0
Taser Deployment														0
Loss or Theft of Firearm, Chemical Agent or Ammo														0
➤ Suicide														0
➤ Suicide Attempts														0
Miscellaneous (includes: key/tool control, misconduct, reasonable suspicion, stop orders)														0
Subtotal (Employee Non-Assault)		0	0	0	0	0	0	0	0	0	0	0	0	0
Prisoner														
Accidental Death														0
Natural Death														0
Other Death - Homicide														0
Escape														0
Escape Attempt														0
Drug Overdose														0
Suicide														0
Suicide Attempts / Self Injury														0
Subtotal (Prisoner Non-Assault)		0	0	0	0	0	0	0	0	0	0	0	0	0
Other														
Natural Disaster/Physical Plant				1	1									2
Riot/Disturbance/Demonstration														0
Hostage Incident														0
Visitor Related														0
Possession drug, weapon, contraband, smuggling				1				3			1			5
Medical emergency, quarantine, exposure, accident, unusual events				1										1
Subtotal ("Other")		0	0	3	1	0	0	3	0	0	1	0	0	8
Grand Total		3	0	3	2	0	0	3	0	1	1	0	0	13

Michigan Department of Corrections, Public Act 84 of 2015 Boilerplate Reporting,
Critical Incident Reports, Section 911, January 1, 2016-December 31, 2016

St. Louis Correctional Facility, 8585 N. Croswell Road, St. Louis, MI 48880

Incidents which occurred off duty.		JAN	FEB	MAR	APR	MAY	JUN	JUL	AUG	SEP	OCT	NOV	DEC	TOTAL
Assault Based Critical Incidents														
Employee Victim (includes contractual staff)														
Category I														0
Category II														0
Category III														0
Category IV														0
Category V			1	1										2
Category VI		1												1
Subtotal (Employee Victim Assault)		1	1	1	0	0	0	0	0	0	0	0	0	3
Prisoner Victim														
Category I						1		1			1			3
Category II														0
Category III														0
Category IV														0
Category V		3												3
Category VI		1												1
Subtotal (Prisoner Victim Assault)		4	0	0	0	1	0	1	0	0	1	0	0	7
Non-Assault Based Critical Incidents														
Employee														
Accidental Death														0
Natural Death														0
Arrest for Felony or Misdemeanor														0
Firearm Discharge								1						1
Chemical Agent Discharge														0
Use of Force for Prisoner Control			1											1
Taser Deployment (when reported as secondary event)		1	1											2
Loss or Theft of Firearm, Chemical Agent or Ammo														0
Suicide														0
Suicide Attempts														0
Miscellaneous (includes: key/tool control, misconduct, reasonable suspicion, stop orders)														0
Subtotal (Employee Non-Assault)		1	2	0	0	0	0	1	0	0	0	0	0	4
Prisoner														
Accidental Death														0
Natural Death														0
Other Death - Homicide														0
Escape														0
Escape Attempt														0
Drug Overdose														0
Suicide														0
Suicide Attempts / Self Injury					1									1
Subtotal (Prisoner Non-Assault)		0	0	0	1	0	0	0	0	0	0	0	0	1
Other														
Natural Disaster/Physical Plant							1							1
Riot/Disturbance/Demonstration					1									1
Hostage Incident														0
Visitor Related				1										1
Possession drug, weapon, contraband, smuggling													1	1
Medical emergency, quarantine, exposure, accident, unusual events		1		1		1				1				4
Subtotal ("Other")		1	0	2	0	2	1	0	0	1	0	0	1	8
Grand Total		7	3	3	1	3	1	2	0	1	1	0	1	23

**Michigan Department of Corrections, Public Act 84 of 2015 Boilerplate Reporting,
Critical Incident Reports, Section 911, January 1, 2016-December 31, 2016**

Saginaw Correctional Facility, 9625 Pierce Road, Freeland, MI 48623

Incidents which occurred off duty.		JAN	FEB	MAR	APR	MAY	JUN	JUL	AUG	SEP	OCT	NOV	DEC	TOTAL
Assault Based Critical Incidents														
Employee Victim (includes contractual staff)														
Category I														0
Category II														0
Category III														0
Category IV														0
Category V														0
Category VI			1											1
Subtotal (Employee Victim Assault)		0	1	0	0	0	0	0	0	0	0	0	0	1
Prisoner Victim														
Category I			1											1
Category II														0
Category III														0
Category IV														0
Category V		4	1											5
Category VI			1											1
Subtotal (Prisoner Victim Assault)		4	3	0	0	0	0	0	0	0	0	0	0	7
Non-Assault Based Critical Incidents														
Employee														
Accidental Death														0
Natural Death														0
Arrest for Felony or Misdemeanor														0
Firearm Discharge														0
Chemical Agent Discharge (when reported as secondary event)			1											1
Use of Force for Prisoner Control			1											1
Taser Deployment														0
Loss or Theft of Firearm, Chemical Agent or Ammo														0
Suicide														0
Suicide Attempts														0
Miscellaneous (includes: key/tool control, misconduct, reasonable suspicion, stop orders)														0
Subtotal (Employee Non-Assault)		0	2	0	0	0	0	0	0	0	0	0	0	2
Prisoner														
Accidental Death														0
Natural Death			1											1
Other Death - Homicide		1												1
Escape														0
Escape Attempt														0
Drug Overdose										1			1	2
Suicide														0
Suicide Attempts / Self Injury		1	1									1		3
Subtotal (Prisoner Non-Assault)		2	2	0	0	0	0	0	0	0	1	1	1	7
Other														
Natural Disaster/Physical Plant														0
Riot/Disturbance/Demonstration														0
Hostage Incident														0
Visitor Related														0
Possession drug, weapon, contraband, smuggling														0
Medical emergency, quarantine, exposure, accident, unusual events		2				1								3
Subtotal ("Other")		2	0	0	0	1	0	0	0	0	0	0	0	3
Grand Total		8	8	0	0	1	0	0	0	0	1	1	1	20

**Michigan Department of Corrections, Public Act 84 of 2015 Boilerplate Reporting,
Critical Incident Reports, Section 911, January 1, 2016-December 31, 2016**

Central Michigan Correctional Facility, 8201 N. Croswell Road, St. Louis, MI 48880

Incidents which occurred off duty.	JAN	FEB	MAR	APR	MAY	JUN	JUL	AUG	SEP	OCT	NOV	DEC	TOTAL
------------------------------------	-----	-----	-----	-----	-----	-----	-----	-----	-----	-----	-----	-----	-------

Assault Based Critical Incidents

Employee Victim (includes contractual staff)													
Category I													0
Category II													0
Category III													0
Category IV													0
Category V													0
Category VI													0
Subtotal (Employee Victim Assault)	0	0	0	0	0	0	0	0	0	0	0	0	0

Prisoner Victim														
Category I								1			2		3	
Category II													0	
Category III													0	
Category IV													0	
Category V	2	1											3	
Category VI													0	
Subtotal (Prisoner Victim Assault)	2	1	0	0	0	0	0	0	1	0	0	2	0	6

Non-Assault Based Critical Incidents

Employee														
Accidental Death													0	
Natural Death													0	
Arrest for Felony or Misdemeanor				1									1	
Firearm Agent Discharge													0	
Chemical Agent Discharge													0	
Use of Force for Prisoner Control			1										1	
Taser Deployment													0	
Loss or Theft of Firearm, Chemical Agent or Ammo													0	
Suicide													0	
Suicide Attempts													0	
Miscellaneous (includes: key/tool control, misconduct, reasonable suspicion, stop orders)							2						2	
Subtotal (Employee Non-Assault)	0	0	1	3	0	0	0	0	0	0	0	0	0	4

Prisoner														
Accidental Death													0	
Natural Death													0	
Other Death - Homicide													0	
Escape													0	
Escape Attempt													0	
Drug Overdose													0	
Suicide													0	
Suicide Attempts / Self Injury													0	
Subtotal (Prisoner Non-Assault)	0	0	0	0	0	0	0	0	0	0	0	0	0	0

Other														
Natural Disaster/Physical Plant			1						1				2	
Riot/Disturbance/Demonstration													0	
Hostage Incident													0	
Visitor Related													0	
Possession drug, weapon, contraband, smuggling													0	
Medical emergency, quarantine, exposure, accident, unusual events											1		1	
Subtotal ("Other")	0	0	1	0	0	0	0	0	0	1	0	1	0	3

Grand Total	2	1	2	3	0	0	0	1	1	0	3	0	13
--------------------	----------	----------	----------	----------	----------	----------	----------	----------	----------	----------	----------	----------	-----------

**Michigan Department of Corrections, Public Act 84 of 2015 Boilerplate Reporting,
Critical Incident Reports, Section 911, January 1, 2016-December 31, 2016**

Chippewa Correctional Facility, 4269 W. M-80, Kincheloe, MI 49784

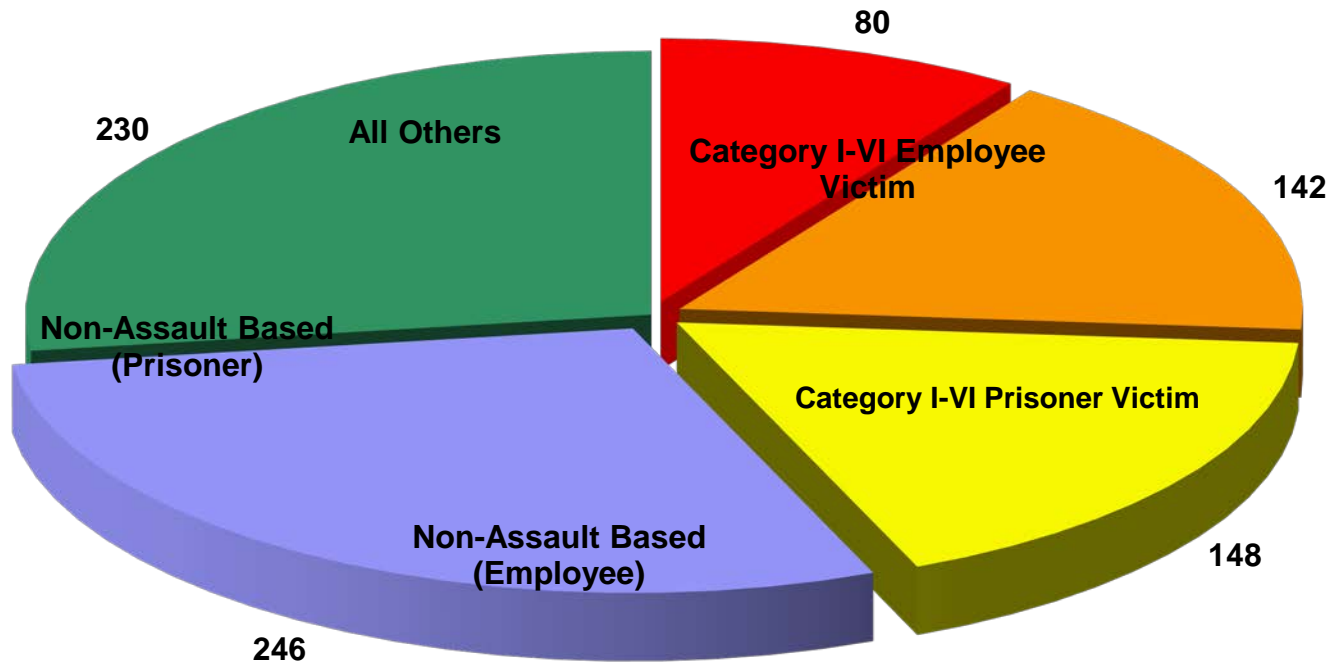
Incidents which occurred off duty.		JAN	FEB	MAR	APR	MAY	JUN	JUL	AUG	SEP	OCT	NOV	DEC	TOTAL
Assault Based Critical Incidents														
Employee Victim (includes contractual staff)														
Category I														0
Category II														0
Category III														0
Category IV														0
Category V														0
Category VI														0
Subtotal (Employee Victim Assault)		0	0	0	0	0	0	0	0	0	0	0	0	0
Prisoner Victim														
Category I														0
Category II														0
Category III														0
Category IV														0
Category V		5	1											6
Category VI														0
Subtotal (Prisoner Victim Assault)		5	1	0	0	0	0	0	0	0	0	0	0	6
Non-Assault Based Critical Incidents														
Employee														
Accidental Death														0
Natural Death														0
Arrest for Felony or Misdemeanor		1		1			2							4
Firearm Discharge														0
Chemical Agent Discharge														0
Use of Force for Prisoner Control														0
Taser Deployment														0
Loss or Theft of Firearm, Chemical Agent or Ammo														0
Suicide														0
Suicide Attempts														0
Miscellaneous (includes: key/tool control, misconduct, reasonable suspicion, stop orders)														0
Subtotal (Employee Non-Assault)		1	0	1	0	0	2	0	0	0	0	0	0	4
Prisoner														
Accidental Death														0
Natural Death							1							1
Other Death - Homicide														0
Escape														0
Escape Attempt														0
Drug Overdose									1	1				2
Suicide														0
Suicide Attempts / Self Injury													1	1
Subtotal (Prisoner Non-Assault)		0	0	0	0	0	1	0	0	1	1	0	1	4
Other														
Natural Disaster/Physical Plant														0
Riot/Disturbance/Demonstration														0
Hostage Incident														0
Visitor Related			1								1			2
Possession drug, weapon, contraband, smuggling												1		1
Medical emergency, quarantine, exposure, accident, unusual events				1	1	1							2	5
Subtotal ("Other")		0	1	1	1	1	0	0	0	0	1	1	2	8
Grand Total		6	2	2	1	1	3	0	0	1	2	1	3	22

**Michigan Department of Corrections, Public Act 84 of 2015 Boilerplate Reporting,
Critical Incident Reports, Section 911, January 1, 2016-December 31, 2016**

Southern Region, 3955 Cooper Street, Jackson, MI 49201-7522

Incidents which occurred off duty.		JAN	FEB	MAR	APR	MAY	JUN	JUL	AUG	SEP	OCT	NOV	DEC	TOTAL
Assault Based Critical Incidents														
Employee Victim (includes contractual staff)														
Category I		0	0	0	0	0	0	1	0	0	0	0	0	1
Category II		0	0	0	0	0	0	0	0	0	0	0	0	0
Category III		0	0	0	0	0	1	0	0	0	0	0	0	1
Category IV		1	1	2	0	0	0	0	1	1	0	0	0	6
Category V		7	7	6	3	2	3	2	1	2	1	4	6	44
Category VI		7	10	3	1	3	0	0	1	1	0	2	0	28
Subtotal (Employee Victim Assault)		15	18	11	4	5	4	3	3	4	1	6	6	80
Prisoner Victim														
Category I		5	1	4	3	0	5	5	5	3	0	0	2	33
Category II		0	1	0	0	0	0	0	0	0	0	0	0	1
Category III		3	0	0	0	0	0	0	0	0	0	0	0	3
Category IV		1	1	0	1	0	1	0	0	1	0	0	0	5
Category V		38	23	10	5	2	4	3	4	1	2	2	3	97
Category VI		1	1	0	0	0	0	0	0	1	0	0	0	3
Subtotal (Prisoner Victim Assault)		48	27	14	9	2	10	8	9	6	2	2	5	142
Non-Assault Based Critical Incidents														
Employee														
Accidental Death		0	0	0	0	0	0	0	0	0	0	0	0	0
Natural Death		0	0	0	0	0	0	0	0	0	0	0	0	0
Arrest for Felony or Misdemeanor		1	0	3	3	2	0	2	0	0	1	0	0	12
Firearm Discharge		1	1	3	0	0	1	2	0	4	0	2	1	15
Chemical Agent Discharge (when reported as secondary)		7	8	4	2	3	3	2	0	2	0	1	0	32
Use of Force for Prisoner Control		16	12	7	1	2	1	2	2	1	2	2	0	48
Taser Deployment (when reported as secondary event)		2	4	9	2	1	1	0	2	2	0	1	0	24
Loss or Theft of Firearm, Chemical Agent or Ammo		0	0	0	0	0	0	0	0	0	0	0	0	0
Suicide		0	0	0	0	0	0	0	0	0	0	0	0	0
Suicide Attempts		0	0	0	0	0	0	0	0	0	0	0	0	0
Miscellaneous (includes: key/tool control, misconduct, reasonable suspicion, stop orders)		4	2	1	1	1	1	0	0	2	1	1	3	17
Subtotal (Employee Non-Assault)		31	27	27	9	9	7	8	4	11	4	7	4	148
Prisoner														
Accidental Death		0	0	0	0	0	0	0	0	0	0	0	0	0
Natural Death		4	4	11	11	8	3	5	10	10	5	5	1	77
Other Death - Homicide		0	0	0	0	0	0	0	0	0	0	0	0	0
Escape		0	0	0	0	0	0	0	0	0	0	0	0	0
Escape Attempt		0	0	1	0	0	0	0	1	0	0	0	0	2
Drug Overdose		2	2	3	3	1	0	1	1	4	3	4	2	26
Suicide		0	0	1	0	0	0	0	0	0	0	0	0	1
Suicide Attempts / Self injury		41	17	17	17	12	8	7	7	3	4	4	3	140
Subtotal (Prisoner Non-Assault)		47	23	33	31	21	11	13	19	17	12	13	6	246
Other														
Natural Disaster/Physical Plant		5	4	5	5	3	5	4	4	4	0	6	6	51
Riot/Disturbance/Demonstration		0	0	0	0	0	0	0	0	0	0	0	0	0
Hostage Incident		0	0	0	0	0	0	0	0	0	0	0	0	0
Visitor Related		3	0	2	1	1	2	3	2	3	0	2	2	21
Possession drug, weapon, contraband, smuggling		8	9	11	11	1	4	6	5	2	2	10	3	72
Medical emergency, quarantine, exposure, accident, unusual events		12	8	5	7	7	8	6	4	6	5	11	7	86
Subtotal ("Other")		28	21	23	24	12	19	19	15	15	7	29	18	230
Grand Total		169	116	108	77	49	51	51	50	53	26	57	39	846

Jackson Area Region: Critical Incident Totals, 2016



There were 846 Critical Incidents in the Jackson Region.

The data was compiled from 16 Correctional Facilities from January 1, 2016 - December 31, 2016.

**Michigan Department of Corrections, Public Act 84 of 2015 Boilerplate Reporting,
Critical Incident Reports, Section 911, January 1, 2016-December 31, 2016**

Gus Harrison Correctional Facility, 2727 E. Beecher St., Adrian, MI 49221

➤ Incidents which occurred off duty.		JAN	FEB	MAR	APR	MAY	JUN	JUL	AUG	SEP	OCT	NOV	DEC	TOTAL
Assault Based Critical Incidents														
Employee Victim (includes contractual staff)														
Category I														0
Category II														0
Category III														0
Category IV		1								1				2
Category V		3	3	3	1		2							12
Category VI			2	2	1	3								8
Subtotal (Employee Victim Assault)		4	5	5	2	3	2	0	0	1	0	0	0	22
Prisoner Victim														
Category I				3				2					1	6
Category II														0
Category III														0
Category IV		1												1
Category V		6	9	1	3									19
Category VI			1											1
Subtotal (Prisoner Victim Assault)		7	10	4	3	0	0	2	0	0	0	0	1	27
Non-Assault Based Critical Incidents														
Employee														
Accidental Death														0
Natural Death														0
➤ Arrest for Felony or Misdemeanor					1									1
Firearm Discharge														0
Chemical Agent Discharge (when reported as secondary event)			2	1	1	2								6
Use of Force for Prisoner Control			2	2	1	2								7
Taser Deployment (when reported as secondary event)			2	4		1	1							8
Loss or Theft of Firearm, Chemical Agent or Ammo														0
➤ Suicide														0
➤ Suicide Attempts														0
Miscellaneous (includes: key/tool control, misconduct, reasonable suspicion, stop orders)														0
Subtotal (Employee Non-Assault)		0	6	7	3	5	1	0	0	0	0	0	0	22
Prisoner														
Accidental Death														0
Natural Death				1										1
Other Death - Homicide														0
Escape														0
Escape Attempt														0
Drug Overdose		1										2	1	4
Suicide				1										1
Suicide Attempts / Self Injury		9	10	6	6	7	4	1						43
Subtotal (Prisoner Non-Assault)		10	10	8	6	7	4	1	0	0	0	2	1	49
Other														
Natural Disaster/Physical Plant				2		1								3
Riot/Disturbance/Demonstration														0
Hostage Incident														0
Visitor Related					1				1			1	1	4
Possession drug, weapon, contraband, smuggling					2									2
Medical emergency, quarantine, exposure, accident, unusual events								1					2	3
Subtotal ("Other")		0	0	2	3	1	0	1	1	0	0	1	3	12
Grand Total		21	31	26	17	16	7	4	1	1	0	3	5	132

**Michigan Department of Corrections, Public Act 84 of 2015 Boilerplate Reporting,
Critical Incident Reports, Section 911, January 1, 2016-December 31, 2016**

Bellamy Creek Correctional Facility, 1727 W. Bluewater Highway, Ionia, MI 48846

Incidents which occurred off duty.		JAN	FEB	MAR	APR	MAY	JUN	JUL	AUG	SEP	OCT	NOV	DEC	TOTAL
Assault Based Critical Incidents														
Employee Victim (includes contractual staff)														
Category I														0
Category II														0
Category III														0
Category IV			1											1
Category V		2	1	1								1	1	6
Category VI		3	8	1								1		13
Subtotal (Employee Victim Assault)		5	10	2	0	0	0	0	0	0	0	2	1	20
Prisoner Victim														
Category I		2												2
Category II			1											1
Category III														0
Category IV														0
Category V		4												4
Category VI		1												1
Subtotal (Prisoner Victim Assault)		7	1	0	0	0	0	0	0	0	0	0	0	8
Non-Assault Based Critical Incidents														
Employee														
Accidental Death														0
Natural Death														0
Arrest for Felony or Misdemeanor		1		1	1	1								4
Firearm Discharge														0
Chemical Agent Discharge (when reported as secondary event)			4	3										7
Use of Force for Prisoner Control		1	5	3							1	1		11
Taser Deployment (when reported as secondary event)		1								1				2
Loss or Theft of Firearm, Chemical Agent or Ammo														0
Suicide														0
Suicide Attempts														0
Miscellaneous (includes: key/tool control, misconduct, reasonable suspicion, stop orders)		1												1
Subtotal (Employee Non-Assault)		4	9	7	1	1	0	0	0	1	1	1	0	25
Prisoner														
Accidental Death														0
Natural Death			1						1	1	1			4
Other Death - Homicide														0
Escape														0
Escape Attempt														0
Drug Overdose														0
Suicide														0
Suicide Attempts / Self Injury		2	1						2					5
Subtotal (Prisoner Non-Assault)		2	2	0	0	0	0	0	3	1	1	0	0	9
Other														
Natural Disaster/Physical Plant			1	1								1		3
Riot/Disturbance/Demonstration														0
Hostage Incident														0
Visitor Related												1		1
Possession drug, weapon, contraband, smuggling														0
Medical emergency, quarantine, exposure, accident, unusual events		1										3		4
Subtotal ("Other")		1	1	1	0	0	0	0	0	0	0	5	0	8
Grand Total		19	23	10	1	1	0	0	3	2	2	8	1	70

**Michigan Department of Corrections, Public Act 84 of 2015 Boilerplate Reporting,
Critical Incident Reports, Section 911, January 1, 2016-December 31, 2016**

Ionia Correctional Facility, 1576 W. Bluewater Highway, Ionia, MI 48846

Incidents which occurred off duty.		JAN	FEB	MAR	APR	MAY	JUN	JUL	AUG	SEP	OCT	NOV	DEC	TOTAL
Assault Based Critical Incidents														
Employee Victim (includes contractual staff)														
Category I														0
Category II														0
Category III														0
Category IV				1										1
Category V														0
Category VI														0
Subtotal (Employee Victim Assault)		0	0	1	0	0	0	0	0	0	0	0	0	1
Prisoner Victim														
Category I									1					1
Category II														0
Category III														0
Category IV														0
Category V	1							2						3
Category VI														0
Subtotal (Prisoner Victim Assault)	1	0	0	0	0	0	0	2	1	0	0	0	0	4
Non-Assault Based Critical Incidents														
Employee														
Accidental Death														0
Natural Death														0
Arrest for Felony or Misdemeanor														0
Firearm Discharge								2						2
Chemical Agent Discharge (when reported as secondary)	5	1			1					2				9
Use of Force for Prisoner Control	6	1												7
Taser Deployment														0
Loss or Theft of Firearm, Chemical Agent or Ammo														0
Suicide														0
Suicide Attempts														0
Miscellaneous (includes: key/tool control, misconduct, reasonable suspicion, stop orders)														0
Subtotal (Employee Non-Assault)	11	2	0	1	0	0	0	2	0	2	0	0	0	18
Prisoner														
Accidental Death														0
Natural Death														0
Other Death - Homicide														0
Escape														0
Escape Attempt														0
Drug Overdose			1	1					4	1	2	1		10
Suicide														0
Suicide Attempts / Self Injury	4				1		2		1		1	1		10
Subtotal (Prisoner Non-Assault)	4	0	1	1	1	0	2	0	5	1	3	2	2	20
Other														
Natural Disaster/Physical Plant	1					1						3		5
Riot/Disturbance/Demonstration														0
Hostage Incident														0
Visitor Related														0
Possession drug, weapon, contraband, smuggling							1					1		2
Medical emergency, quarantine, exposure, accident, unusual events												1		1
Subtotal ("Other")	1	0	0	0	0	1	1	0	0	0	0	5	0	8
Grand Total	17	2	2	2	2	1	6	1	7	1	8	2	2	51

**Michigan Department of Corrections, Public Act 84 of 2015 Boilerplate Reporting,
Critical Incident Reports, Section 911, January 1, 2016-December 31, 2016**

G. Robert Cotton Correctional Facility, 3500 N. Elm Road, Jackson, MI 49201

Incidents which occurred off duty. **JAN FEB MAR APR MAY JUN JUL AUG SEP OCT NOV DEC TOTAL**

Assault Based Critical Incidents

Employee Victim (includes contractual staff)														
Category I														0
Category II														0
Category III														0
Category IV														0
Category V														0
Category VI														0
Subtotal (Employee Victim Assault)	0	0	0	0	0	0	0	0	0	0	0	0	0	0

Prisoner Victim														
Category I				1				1	1					3
Category II														0
Category III	2													2
Category IV														0
Category V	4	1												5
Category VI														0
Subtotal (Prisoner Victim Assault)	6	1	0	1	0	0	0	0	1	1	0	0	0	10

Non-Assault Based Critical Incidents

Employee														
Accidental Death														0
Natural Death														0
Arrest for Felony or Misdemeanor														0
Firearm Discharge														0
Chemical Agent Discharge														0
Use of Force for Prisoner Control														0
Taser Deployment														0
Loss or Theft of Firearm, Chemical Agent or Ammo														0
Suicide														0
Suicide Attempts														0
Miscellaneous (includes: key/tool control, misconduct, reasonable suspicion, stop orders)										1				1
Subtotal (Employee Non-Assault)	0	0	0	0	0	0	0	0	0	0	1	0	0	1

Prisoner														
Accidental Death														0
Natural Death									1					1
Other Death - Homicide														0
Escape														0
Escape Attempt								1						1
Drug Overdose														0
Suicide														0
Suicide Attempts / Self Injury														0
Subtotal (Prisoner Non-Assault)	0	0	0	0	0	0	0	0	1	1	0	0	0	2

Other														
Natural Disaster/Physical Plant														0
Riot/Disturbance/Demonstration														0
Hostage Incident														0
Visitor Related	2		1			1				1				5
Possession drug, weapon, contraband, smuggling	1		1											2
Medical emergency, quarantine, exposure, accident, unusual events	3	1			1	2								7
Subtotal ("Other")	6	1	2	0	1	3	0	0	1	0	0	0	0	14

Grand Total 12 2 2 1 1 3 0 2 4 0 0 0 0 27

**Michigan Department of Corrections, Public Act 84 of 2015 Boilerplate Reporting,
Critical Incident Reports, Section 911, January 1, 2016-December 31, 2016**

Cooper Street Correctional Facility, 3100 N. Elm Road, Jackson, MI 49201

Incidents which occurred off duty.		JAN	FEB	MAR	APR	MAY	JUN	JUL	AUG	SEP	OCT	NOV	DEC	TOTAL
Assault Based Critical Incidents														
Employee Victim (includes contractual staff)														
Category I														0
Category II														0
Category III														0
Category IV														0
Category V														0
Category VI														0
Subtotal (Employee Victim Assault)		0	0	0	0	0	0	0	0	0	0	0	0	0
Prisoner Victim														
Category I		1						1		1				3
Category II														0
Category III														0
Category IV														0
Category V		6	2	2									1	11
Category VI														0
Subtotal (Prisoner Victim Assault)		7	2	2	0	0	0	1	0	1	0	0	1	14
Non-Assault Based Critical Incidents														
Employee														
Accidental Death														0
Natural Death														0
Arrest for Felony or Misdemeanor				1										1
Firearm Discharge														0
Chemical Agent Discharge														0
Use of Force for Prisoner Control														0
Taser Deployment														0
Loss or Theft of Firearm, Chemical Agent or Ammo														0
Suicide														0
Suicide Attempts														0
Miscellaneous (includes: key/tool control, misconduct, reasonable suspicion, stop orders)		1	1											2
Subtotal (Employee Non-Assault)		1	1	1	0	0	0	0	0	0	0	0	0	3
Prisoner														
Accidental Death														0
Natural Death											1			1
Other Death - Homicide														0
Escape														0
Escape Attempt														0
Drug Overdose				2	1									3
Suicide														0
Suicide Attempts / Self Injury														0
Subtotal (Prisoner Non-Assault)		0	0	2	1	0	0	0	0	0	1	0	0	4
Other														
Natural Disaster/Physical Plant					2					1		1		4
Riot/Disturbance/Demonstration														0
Hostage Incident														0
Visitor Related		1						1	1					3
Possession drug, weapon, contraband, smuggling		2						1				1		4
Medical emergency, quarantine, exposure, accident, unusual events		1	1									1		3
Subtotal ("Other")		4	1	0	2	0	0	2	1	1	0	3	0	14
Grand Total		12	4	5	3	0	0	3	1	2	1	3	1	35

**Michigan Department of Corrections, Public Act 84 of 2015 Boilerplate Reporting,
Critical Incident Reports, Section 911, January 1, 2016-December 31, 2016**

Lakeland Correctional Facility, 141 First Street, Coldwater, MI 49036

➤ Incidents which occurred off duty.		JAN	FEB	MAR	APR	MAY	JUN	JUL	AUG	SEP	OCT	NOV	DEC	TOTAL
Assault Based Critical Incidents														
Employee Victim (includes contractual staff)														
Category I														0
Category II														0
Category III														0
Category IV														0
Category V								1						1
Category VI														0
Subtotal (Employee Victim Assault)		0	0	0	0	0	0	1	0	0	0	0	0	1
Prisoner Victim														
Category I														0
Category II														0
Category III														0
Category IV					1									1
Category V		3												3
Category VI														0
Subtotal (Prisoner Victim Assault)		3	0	0	1	0	0	0	0	0	0	0	0	4
Non-Assault Based Critical Incidents														
Employee														
➤ Accidental Death														0
Natural Death														0
➤ Arrest for Felony or Misdemeanor														0
Firearm Discharge														0
Chemical Agent Discharge														0
Use of Force for Prisoner Control														0
Taser Deployment														0
➤ Loss or Theft of Firearm, Chemical Agent or Ammo														0
➤ Suicide														0
➤ Suicide Attempts														0
Miscellaneous (includes: key/tool control, misconduct, reasonable suspicion, stop orders)						1								1
Subtotal (Employee Non-Assault)		0	0	0	0	1	0	0	0	0	0	0	0	1
Prisoner														
Accidental Death														0
Natural Death									1	1				2
Other Death - Homicide														0
Escape														0
Escape Attempt														0
Drug Overdose						1								1
Suicide														0
Suicide Attempts / Self Injury					1									1
Subtotal (Prisoner Non-Assault)		0	0	0	1	1	0	0	0	1	1	0	0	4
Other														
Natural Disaster/Physical Plant														0
Riot/Disturbance/Demonstration														0
Hostage Incident														0
Visitor Related														0
Possession drug, weapon, contraband, smuggling												2		2
Medical emergency, quarantine, exposure, accident, unusual events														0
Subtotal ("Other")		0	0	0	0	0	0	0	0	0	0	2	0	2
Grand Total		3	0	0	2	2	0	1	0	1	1	2	0	12

**Michigan Department of Corrections, Public Act 84 of 2015 Boilerplate Reporting,
Critical Incident Reports, Section 911, January 1, 2016-December 31, 2016**

Macomb Correctional Facility 34625 26 Mile Road, New Haven, MI 48048

Incidents which occurred off duty.	JAN	FEB	MAR	APR	MAY	JUN	JUL	AUG	SEP	OCT	NOV	DEC	TOTAL
------------------------------------	-----	-----	-----	-----	-----	-----	-----	-----	-----	-----	-----	-----	-------

Assault Based Critical Incidents

Employee Victim (includes contractual staff)														
Category I														0
Category II														0
Category III						1								1
Category IV														0
Category V	1	1	1	1			1							5
Category VI														0
Subtotal (Employee Victim Assault)	1	1	1	1	0	1	1	0	0	0	0	0	0	6

Prisoner Victim														
Category I												1		1
Category II														0
Category III														0
Category IV									1					1
Category V	1	4	2	1	1		1	2		1	2			15
Category VI														0
Subtotal (Prisoner Victim Assault)	1	4	2	1	1	0	1	2	1	1	2	1	1	17

Non-Assault Based Critical Incidents

Employee														
Accidental Death														0
Natural Death														0
Arrest for Felony or Misdemeanor														0
Firearm Discharge														0
Chemical Agent Discharge (when reported as secondary event)							1							1
Use of Force for Prisoner Control						1								1
Taser Deployment (when reported as secondary event)		1	1	2				1						5
Loss or Theft of Firearm, Chemical Agent or Ammo														0
Suicide														0
Suicide Attempts														0
Miscellaneous (includes: key/tool control, misconduct, reasonable suspicion, stop orders)	1													1
Subtotal (Employee Non-Assault)	1	1	1	2	0	2	0	1	0	0	0	0	0	8

Prisoner														
Accidental Death														0
Natural Death					2				1		1			4
Other Death - Homicide														0
Escape														0
Escape Attempt														0
Drug Overdose														0
Suicide														0
Suicide Attempts / Self Injury	3	1	2	1	2	1				2	1			13
Subtotal (Prisoner Non-Assault)	3	1	2	1	4	1	0	0	1	2	2	0	0	17

Other														
Natural Disaster/Physical Plant				2										2
Riot/Disturbance/Demonstration														0
Hostage Incident														0
Visitor Related			1		1		2							4
Possession drug, weapon, contraband, smuggling		1	1		1	1		1						5
Medical emergency, quarantine, exposure, accident, unusual events				1						1				2
Subtotal ("Other")	0	1	2	3	2	1	2	1	0	1	0	0	0	13

Grand Total	6	8	8	8	7	5	4	4	2	4	4	1	0	61
--------------------	----------	----------	----------	----------	----------	----------	----------	----------	----------	----------	----------	----------	----------	-----------

**Michigan Department of Corrections, Public Act 84 of 2015 Boilerplate Reporting,
Critical Incident Reports, Section 911, January 1, 2016-December 31, 2016**

Richard A. Handlon Correctional Facility, 1728 Bluewater Highway, Ionia, MI 48846

Incidents which occurred off duty.		JAN	FEB	MAR	APR	MAY	JUN	JUL	AUG	SEP	OCT	NOV	DEC	TOTAL
Assault Based Critical Incidents														
Employee Victim (includes contractual staff)														
Category I														0
Category II														0
Category III														0
Category IV														0
Category V					1				1					2
Category VI												1		1
Subtotal (Employee Victim Assault)		0	0	0	1	0	0	0	1	0	0	1	0	3
Prisoner Victim														
Category I							1			1				2
Category II														0
Category III														0
Category IV							1							1
Category V	1	1				1								3
Category VI														0
Subtotal (Prisoner Victim Assault)	1	1	0	0	0	1	2	0	0	1	0	0	0	6
Non-Assault Based Critical Incidents														
Employee														
Accidental Death														0
Natural Death														0
Arrest for Felony or Misdemeanor														0
Firearm Discharge														0
Chemical Agent Discharge														0
Use of Force for Prisoner Control														0
Taser Deployment														0
Loss or Theft of Firearm, Chemical Agent or Ammo														0
Suicide														0
Suicide Attempts														0
Miscellaneous (includes: key/tool control, misconduct, reasonable suspicion, stop orders)													1	1
Subtotal (Employee Non-Assault)	0	0	0	0	0	0	0	0	0	0	0	0	1	1
Prisoner														
Accidental Death														0
Natural Death														0
Other Death - Homicide														0
Escape														0
Escape Attempt														0
Drug Overdose											1			1
Suicide														0
Suicide Attempts / Self Injury		1	1				1	1						4
Subtotal (Prisoner Non-Assault)	0	1	1	0	0	0	1	1	0	1	0	0	0	5
Other														
Natural Disaster/Physical Plant														0
Riot/Disturbance/Demonstration														0
Hostage Incident														0
Visitor Related														0
Possession drug, weapon, contraband, smuggling													1	1
Medical emergency, quarantine, exposure, accident, unusual events		1												1
Subtotal ("Other")	0	1	0	0	0	0	0	0	0	0	0	0	1	2
Grand Total	1	3	1	1	1	2	1	2	1	1	1	2	2	17

Michigan Department of Corrections, Public Act 84 of 2015 Boilerplate Reporting,
Critical Incident Reports, Section 911, January 1, 2016-December 31, 2016

Charles Egeler Reception/Guidance Center & Duane Waters Health Care, 3855 Cooper Str

Incidents which occurred off duty.	JAN	FEB	MAR	APR	MAY	JUN	JUL	AUG	SEP	OCT	NOV	DEC	TOTAL
Assault Based Critical Incidents													
Employee Victim (includes contractual staff)													
Category I													0
Category II													0
Category III													0
Category IV			1					1					2
Category V			1		1	1						2	5
Category VI	1							1	1				3
Subtotal (Employee Victim Assault)	1	0	2	0	1	1	0	2	1	0	0	2	10
Prisoner Victim													
Category I													0
Category II													0
Category III	1												1
Category IV													0
Category V	1					2		1					4
Category VI													0
Subtotal (Prisoner Victim Assault)	2	0	0	0	0	2	0	1	0	0	0	0	5
Non-Assault Based Critical Incidents													
Employee													
Accidental Death													0
Natural Death													0
Arrest for Felony or Misdemeanor													0
Firearm Discharge													0
Chemical Agent Discharge (when reported as secondary event)						1							1
Use of Force for Prisoner Control			1				1		1	1	1		5
Taser Deployment (when reported as secondary event)			1										1
Loss or Theft of Firearm, Chemical Agent or Ammo													0
Suicide													0
Suicide Attempts													0
Miscellaneous (includes: key/tool control, misconduct, reasonable suspicion, stop orders)					1					1			2
Subtotal (Employee Non-Assault)	0	0	2	1	0	1	1	0	1	2	1	0	9
Prisoner													
Accidental Death													0
Natural Death	4	3	10	9	6	3	5	8	6	2	3	1	60
Other Death - Homicide													0
Escape													0
Escape Attempt			1										1
Drug Overdose		1		1			1						3
Suicide													0
Suicide Attempts / Self Injury	1		3	1		1		2		1	1		10
Subtotal (Prisoner Non-Assault)	5	4	14	11	6	4	6	10	6	3	4	1	74
Other													
Natural Disaster/Physical Plant	2			1	1		1					1	6
Riot/Disturbance/Demonstration													0
Hostage Incident													0
Visitor Related													0
Possession drug, weapon, contraband, smuggling			1										1
Medical emergency, quarantine, exposure, accident, unusual events	2			2	2	1			1				8
Subtotal ("Other")	4	0	1	3	3	1	1	0	1	0	0	1	15
Grand Total	12	4	19	15	10	9	8	13	9	5	5	4	113

**Michigan Department of Corrections, Public Act 84 of 2015 Boilerplate Reporting,
Critical Incident Reports, Section 911, January 1, 2016-December 31, 2016**

Michigan Reformatory, 1342 W. Main, Ionia, MI 48846

Incidents which occurred off duty.		JAN	FEB	MAR	APR	MAY	JUN	JUL	AUG	SEP	OCT	NOV	DEC	TOTAL
Assault Based Critical Incidents														
Employee Victim (includes contractual staff)														
Category I														0
Category II														0
Category III														0
Category IV														0
Category V			2							2	1	2	1	8
Category VI		1												1
Subtotal (Employee Victim Assault)		1	2	0	0	0	0	0	0	2	1	2	1	9
Prisoner Victim														
Category I		2		1			1		2					6
Category II														0
Category III														0
Category IV														0
Category V		5	2	5	1					1	1		1	16
Category VI														0
Subtotal (Prisoner Victim Assault)		7	2	6	1	0	1	0	2	1	1	0	1	22
Non-Assault Based Critical Incidents														
Employee														
Accidental Death														0
Natural Death														0
Arrest for Felony or Misdemeanor								1						1
Firearm Discharge			1	3			1			4		2	1	12
Chemical Agent Discharge (when reported as secondary)		1												1
Use of Force Prisoner Control		1												1
Taser Deployment (when reported as secondary event)		1		3						1		1		6
Loss or Theft of Firearm, Chemical Agent or Ammo														0
Suicide														0
Suicide Attempts														0
Miscellaneous (includes: key/tool control, misconduct, reasonable suspicion, stop orders)		1										1	2	4
Subtotal (Employee Non-Assault)		4	1	6	0	0	1	1	0	5	0	4	3	25
Prisoner														
Accidental Death														0
Natural Death														0
Other death - Homicide														0
Escape														0
Escape Attempt														0
Drug Overdose		1												1
Suicide														0
Suicide Attempts / Self Injury		1	3	2										6
Subtotal (Prisoner Non-Assault)		2	3	2	0	0	0	0	0	0	0	0	0	7
Other														
Natural Disaster/Physical Plant			1	1				1	3	3		1	3	13
Riot/Disturbance/Demonstration														0
Hostage Incident														0
Visitor Related										1				1
Possession drug, weapon, contraband, smuggling		1	5	5	7		1					4	2	25
Medical emergency, quarantine, exposure, accident, unusual events		4		2		2		2		2		1	1	14
Subtotal ("Other")		5	6	8	7	2	1	3	3	6	0	6	6	53
Grand Total		19	14	22	8	2	3	4	5	14	2	12	11	116

**Michigan Department of Corrections, Public Act 84 of 2015 Boilerplate Reporting,
Critical Incident Reports, Section 911, January 1, 2016-December 31, 2016**

Special Alternative Incarceration, 18901 Waterloo Road, Chelsea, MI 48118

Incidents which occurred off duty.		JAN	FEB	MAR	APR	MAY	JUN	JUL	AUG	SEP	OCT	NOV	DEC	TOTAL
Assault Based Critical Incidents														
Employee Victim (includes contractual staff)														
Category I														0
Category II														0
Category III														0
Category IV														0
Category V														0
Category VI														0
Subtotal (Employee Victim Assault)		0	0	0	0	0	0	0	0	0	0	0	0	0
Prisoner Victim														
Category I														0
Category II														0
Category III														0
Category IV														0
Category V														0
Category VI														0
Subtotal (Prisoner Victim Assault)		0	0	0	0	0	0	0	0	0	0	0	0	0
Non-Assault Based Critical Incidents														
Employee														
Accidental Death														0
Natural Death														0
Arrest for Felony or Misdemeanor								1						1
Firearm Discharge														0
Chemical Agent Discharge														0
Use of Force for Prisoner Control														0
Taser Deployment														0
Loss or Theft of Firearm, Chemical Agent or Ammo														0
Suicide														0
Suicide Attempts														0
Miscellaneous (includes: key/tool control, misconduct, reasonable suspicion, stop orders)														0
Subtotal (Employee Non-Assault)		0	0	0	0	0	0	1	0	0	0	0	0	1
Prisoner														
Accidental Death														0
Natural Death														0
Other Death - Homicide														0
Escape														0
Escape Attempt														0
Drug Overdose														0
Suicide														0
Suicide Attempts / Self Injury														0
Subtotal (Prisoner Non-Assault)		0	0	0	0	0	0	0	0	0	0	0	0	0
Other														
Natural Disaster/Physical Plant														0
Riot/Disturbance/Demonstration														0
Hostage Incident														0
Visitor Related														0
Possession drug, weapon, contraband, smuggling		1												1
Medical emergency, quarantine, exposure, accident, unusual events				1	2		3	2	3	1				12
Subtotal ("Other")		1	0	1	2	0	3	2	3	1	0	0	0	13
Grand Total		1	0	1	2	0	3	3	3	1	0	0	0	14

**Michigan Department of Corrections, Public Act 84 of 2015 Boilerplate Reporting,
Critical Incident Reports, Section 911, January 1, 2016-December 31, 2016**

Parnall Correctional Facility, 1780 E. Parnall, Jackson, MI 49201-7138

Incidents which occurred off duty.		JAN	FEB	MAR	APR	MAY	JUN	JUL	AUG	SEP	OCT	NOV	DEC	TOTAL
Assault Based Critical Incidents														
Employee Victim (includes contractual staff)														
Category I														0
Category II														0
Category III														0
Category IV														0
Category V														0
Category VI														0
Subtotal (Employee Victim Assault)		0	0	0	0	0	0	0	0	0	0	0	0	0
Prisoner Victim														
Category I			1		1		1		1					4
Category II														0
Category III														0
Category IV														0
Category V			1											1
Category VI														0
Subtotal (Prisoner Victim Assault)		0	2	0	1	0	1	0	1	0	0	0	0	5
Non-Assault Based Critical Incidents														
Employee														
Accidental Death														0
Natural Death														0
Arrest for Felony or Misdemeanor														0
Firearm Discharge														0
Chemical Agent Discharge														0
Use of Force for Prisoner Control			1											1
Taser Deployment														0
Loss or Theft of Firearm, Chemical Agent or Ammo														0
Suicide														0
Suicide Attempts														0
Miscellaneous (includes: key/tool control, misconduct, reasonable suspicion, stop orders)														0
Subtotal (Employee Non-Assault)		0	1	0	0	0	0	0	0	0	0	0	0	1
Prisoner														
Accidental Death														0
Natural Death														0
Other Death - Homicide														0
Escape														0
Escape Attempt														0
Drug Overdose														0
Suicide														0
Suicide Attempts / Self Injury											1			1
Subtotal (Prisoner Non-Assault)		0	0	0	0	0	0	0	0	0	1	0	0	1
Other														
Natural Disaster/Physical Plant		1												1
Riot/Disturbance/Demonstration														0
Hostage Incident														0
Visitor Related														0
Possession drug, weapon, contraband, smuggling					1									1
Medical emergency, quarantine, exposure, accident, unusual events											1			1
Subtotal ("Other")		1	0	0	1	0	0	0	0	0	1	0	0	3
Grand Total		1	3	0	2	0	1	0	1	0	2	0	0	10

**Michigan Department of Corrections, Public Act 84 of 2015 Boilerplate Reporting,
Critical Incident Reports, Section 911, January 1, 2016-December 31, 2016**

Thumb Correctional Facility, 3225 John Conley Drive, Lapeer, MI 48446

Incidents which occurred off duty.		JAN	FEB	MAR	APR	MAY	JUN	JUL	AUG	SEP	OCT	NOV	DEC	TOTAL
Assault Based Critical Incidents														
Employee Victim (includes contractual staff)														
Category I														0
Category II														0
Category III														0
Category IV														0
Category V														0
Category VI														0
Subtotal (Employee Victim Assault)		0	0	0	0	0	0	0	0	0	0	0	0	0
Prisoner Victim														
Category I					1		2	1						4
Category II														0
Category III														0
Category IV														0
Category V		1												1
Category VI														0
Subtotal (Prisoner Victim Assault)		1	0	0	1	0	2	1	0	0	0	0	0	5
Non-Assault Based Critical Incidents														
Employee														
Accidental Death														0
Natural Death														0
Arrest for Felony or Misdemeanor														0
Firearm Discharge														0
Chemical Agent Discharge (when reported as secondary event)								1						1
Use of Force for Prisoner Control														0
Taser Deployment														0
Loss or Theft of Firearm, Chemical Agent or Ammo														0
Suicide														0
Suicide Attempts														0
Miscellaneous (includes: key/tool control, misconduct, reasonable suspicion, stop orders)														0
Subtotal (Employee Non-Assault)		0	0	0	0	0	0	1	0	0	0	0	0	1
Prisoner														
Accidental Death														0
Natural Death														0
Other Death - Homicide														0
Escape														0
Escape Attempt														0
Drug Overdose														0
Suicide														0
Suicide Attempts / Self Injury														0
Subtotal (Prisoner Non-Assault)		0	0	0	0	0	0	0	0	0	0	0	0	0
Other														
Natural Disaster/Physical Plant			1	1			2							4
Riot/Disturbance/Demonstration														0
Hostage Incident														0
Visitor Related														0
Possession drug, weapon, contraband, smuggling		2	3	3	1		1	5	2	2	1	2		22
Medical emergency, quarantine, exposure, accident, unusual events							1	1						2
Subtotal ("Other")		2	4	4	1	0	4	6	2	2	1	2	0	28
Grand Total		3	4	4	2	0	6	8	2	2	1	2	0	34

**Michigan Department of Corrections, Public Act 84 of 2015 Boilerplate Reporting,
Critical Incident Reports, Section 911, January 1, 2016-December 31, 2016**

Woodland Center Correctional Facility, 9036 E. M-36 Whitmore Lake, MI 48189

Incidents which occurred off duty.		JAN	FEB	MAR	APR	MAY	JUN	JUL	AUG	SEP	OCT	NOV	DEC	TOTAL
Assault Based Critical Incidents														
Employee Victim (includes contractual staff)														
Category I								1						1
Category II														0
Category III														0
Category IV														0
Category V		1										1	1	3
Category VI		2												2
Subtotal (Employee Victim Assault)		3	0	0	0	0	0	1	0	0	0	1	1	6
Prisoner Victim														
Category I								1						1
Category II														0
Category III														0
Category IV														0
Category V		2	1											3
Category VI														0
Subtotal (Prisoner Victim Assault)		2	1	0	0	0	0	1	0	0	0	0	0	4
Non-Assault Based Critical Incidents														
Employee														
Accidental Death														0
Natural Death														0
Arrest for Felony or Misdemeanor														0
Firearm Discharge														0
Chemical Agent Discharge (when reported as secondary event)												1		1
Use of Force for Prisoner Control		6	2											8
Taser Deployment (when reported as secondary event)									1					1
Loss or Theft of Firearm, Chemical Agent or Ammo														0
Suicide														0
Suicide Attempts														0
Miscellaneous (includes: key/tool control, misconduct, reasonable suspicion, stop orders)										1				2
Subtotal (Employee Non-Assault)		6	2	1	0	0	0	0	1	1	0	1	0	12
Prisoner														
Accidental Death														0
Natural Death									1					1
Other Death - Homicide														0
Escape														0
Escape Attempt														0
Drug Overdose														0
Suicide														0
Suicide Attempts / Self Injury		11		2	3		1					1	1	19
Subtotal (Prisoner Non-Assault)		11	0	2	3	0	1	0	1	0	0	1	1	20
Other														
Natural Disaster/Physical Plant							1	2	1				2	6
Riot/Disturbance/Demonstration														0
Hostage Incident														0
Visitor Related										1				1
Possession drug, weapon, contraband, smuggling														0
Medical emergency, quarantine, exposure, accident, unusual events		1	3				1			1	3	2	2	13
Subtotal ("Other")		1	3	0	0	0	2	2	1	2	3	2	4	20
Grand Total		23	6	3	3	0	3	4	3	3	3	5	6	62

**Michigan Department of Corrections, Public Act 84 of 2015 Boilerplate Reporting,
Critical Incident Reports, Section 911, January 1, 2016-December 31, 2016**

Women's Huron Valley Correctional Facility- , 3511 Bemis Road, Ypsilanti, MI 48197

Incidents which occurred off duty.		JAN	FEB	MAR	APR	MAY	JUN	JUL	AUG	SEP	OCT	NOV	DEC	TOTAL
Assault Based Critical Incidents														
Employee Victim (includes contractual staff)														
Category I														0
Category II														0
Category III														0
Category IV														0
Category V						1							1	2
Category VI														0
Subtotal (Employee Victim Assault)		0	0	0	0	1	0	0	0	0	0	0	1	2
Prisoner Victim														
Category I														0
Category II														0
Category III														0
Category IV			1											1
Category V	3	2					2		1				1	9
Category VI										1				1
Subtotal (Prisoner Victim Assault)	3	3	0	0	0	0	2	0	1	1	0	0	1	11
Non-Assault Based Critical Incidents														
Employee														
Accidental Death														0
Natural Death														0
Arrest for Felony or Misdemeanor				1	1	1					1			4
Firearm Discharge	1													1
Chemical Agent Discharge (when reported as secondary)	1	1				1	1	1						5
Use of Force for Prisoner Control	2	1	1					1	2					7
Taser Deployment (when reported as secondary event)		1												1
Loss or Theft of Firearm, Chemical Agent or Ammo														0
Suicide														0
Suicide Attempts														0
Miscellaneous (includes: key/tool control, misconduct, reasonable suspicion, stop orders)			1				1							2
Subtotal (Employee Non-Assault)	4	4	2	1	2	2	2	2	2	0	1	0	0	20
Prisoner														
Accidental Death														0
Natural Death					2								1	3
Other Death - Homicide														0
Escape														0
Escape Attempt														0
Drug Overdose		1							1		1			3
Suicide														0
Suicide Attempts / Self Injury	10	1	1	5	2	1	3	2	2				1	28
Subtotal (Prisoner Non-Assault)	10	2	1	7	2	1	3	3	3	2	1	1	1	34
Other														
Natural Disaster/Physical Plant	1	1					2							4
Riot/Disturbance/Demonstration														0
Hostage Incident														0
Visitor Related							1						1	2
Possession drug, weapon, contraband, smuggling	1								2		1			4
Medical emergency, quarantine, exposure, accident, unusual events		2	2	2	2	2			1	1		3	2	15
Subtotal ("Other")	2	3	2	2	2	3	0	3	1	1	3	3	3	25
Grand Total	19	12	5	10	7	8	5	9	4	3	4	6	92	