

Natural Resources Commission Meeting

NRC Policy Committee on
Wildlife and Fisheries

December 12, 2019

Proposed Orders

- For Information – NRC
 - Statewide Trout, Salmon, Whitefish, Cisco, Grayling and Smelt Regulations (Fisheries Order 200.20)
- For Action – NRC
 - Open and Closed Hunting Areas at Yankee Springs State Recreation Area (Wildlife Conservation Order Amendment No. 10 of 2019)

NRC Policy Committee on Wildlife and Fisheries

- Fisheries Chief Update
- Wildlife Chief Update
 - Preliminary Firearm Deer Season Results

Department of Natural Resources

Fisheries Division

Chief's Update

Jim Dexter

December 12, 2019

Fishing Regulations

- Walleye Management Plan
 - Inland waters
- Regulations tool box
- Similar to northern pike & muskie
- Reviewing a number of proposals
- Several walleye regulations currently



Catch-and-Immediate-Release (CIR)

- Provides additional angling opportunities
- NRC recently approved CIR for:
 - Muskie
 - Sturgeon
- Previous approvals for large & smallmouth bass
- Staff discussions regarding northern pike & walleye

Walled Lake – Pigeon River Country

- Property will be acquired in 2020
- Provides unique angler experience
- Preserve this opportunity with an expedited regulation process
 - Recommendation would be presented *for info* at Jan. NRC meeting
- Support provided by PRC Advisory Council



Thank you!

Wildlife Chief Update

Rex Ainslie

Wildlife Chief Update

- Deer Check Update
 - Deer season and deer check activities have kept staff fully occupied.
 - Chad Stewart will provide the details.

Preliminary 2019 Firearm Deer Season Results

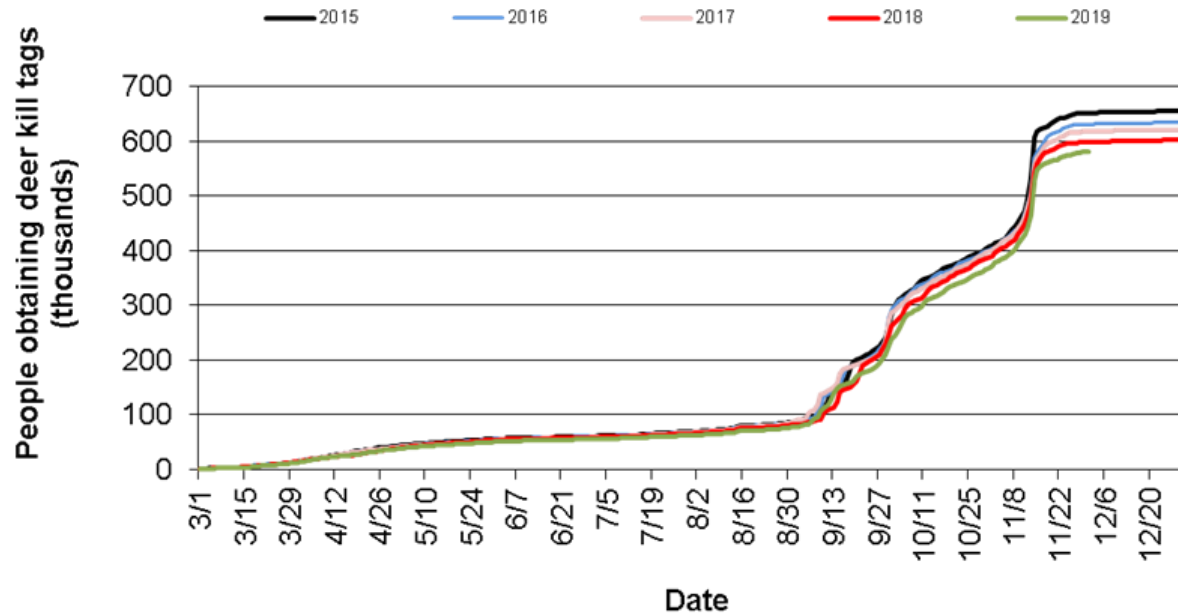


Chad Stewart, Sarah Mayhew, and Brian Frawley
Wildlife Division
December 12, 2019

Evaluation of 2019 Season

- License sales (As of 11/30/2019)
 - Unique deer license buyers down 2.9%
 - Number of deer harvest tags down 2.3%

Cumulative number of people obtaining a deer kill tag in Michigan, summarized by year and date (580,243 people; 2.9% decrease from 2018 thru 11-30-2019)



CSC data from 2018 Season

- Firearm deer check data: **Final**
Deer checked as of 12/4 (compared to 2017)

UP:	+12.9%	0.4%
NLP:	-0.6%	-16.0%
SLP:	+26.0%	+4.5%
Statewide:	+9.8%	-4.2%

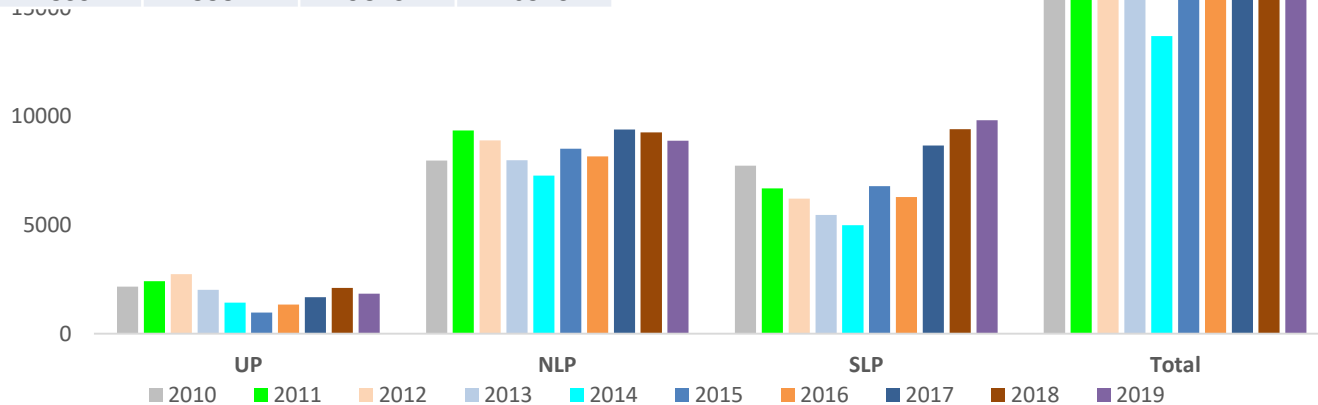
Bucks checked as of 12/4 (compared to 2017)

UP:	-8.0%	0.0%
NLP:	-4.0%	-18.7%
SLP:	+28.4%	+1.7%
Statewide:	+0.6%	-6.2%

All Check Station Data: Regular Firearms Season

Check Station Data as of December 2, 2019

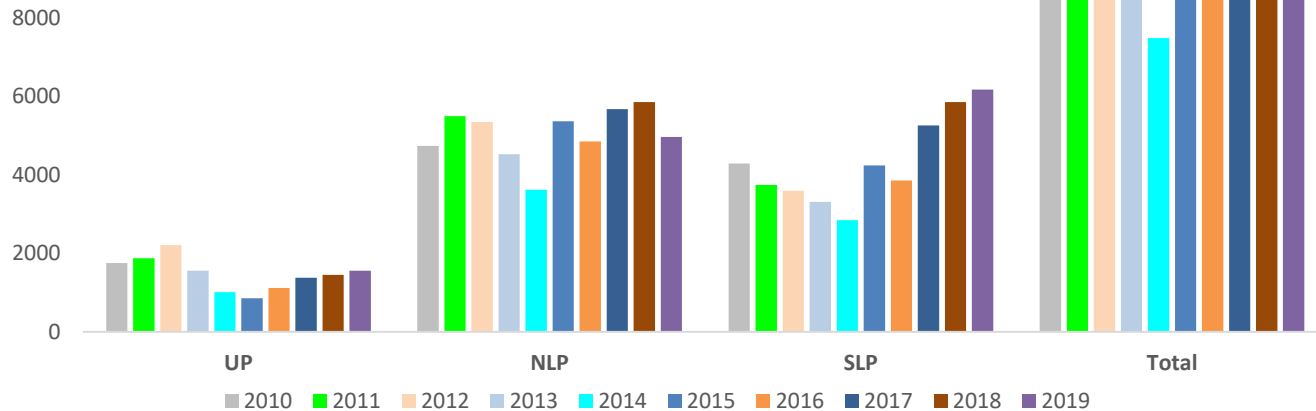
	UP	NLP	SLP	Total
2010	2161	7964	7729	17854
2011	2415	9351	6681	18447
2012	2748	8900	6219	17867
2013	2023	7986	5466	15475
2014	1432	7274	4993	13699
2015	981	8512	6798	16291
2016	1344	8153	6289	15786
2017	1679	9395	8654	19728
2018	2109	9268	9413	20790
2019	1839	8881	9823	20543



Buck Check Station Data: Regular Firearms Season

Check Station Data as of December 2, 2019

	UP	NLP	SLP	Total
2010	1755	4739	4290	10784
2011	1874	5496	3738	11108
2012	2208	5351	3592	11151
2013	1560	4521	3308	9389
2014	1014	3622	2846	7482
2015	856	5362	4235	10453
2016	1118	4847	3855	9820
2017	1377	5670	5260	12307
2018	1453	5854	5854	13161
2019	1556	4968	6169	12693



CSC/OSC Check Station Data: Regular Firearms Season

All Deer Checked

	UP	NLP	SLP	Total
2010	1372	1863	1996	5231
2011	1586	2178	1757	5521
2012	1865	2009	1684	5558
2013	1385	1719	1385	4489
2014	916	1584	1255	3755
2015	702	1720	1138	3560
2016	963	1622	1066	3651
2017	1230	1481	1008	3719
2018	1339	1411	1220	3970
2019	1198	1552	1388	4138

All Antlered Deer Checked

	UP	NLP	SLP	Total
2010	1107	1223	1082	3412
2011	1196	1436	970	3602
2012	1467	1286	936	3689
2013	1069	955	825	2849
2014	626	845	717	2188
2015	598	1113	670	2381
2016	795	1089	639	2523
2017	1007	896	627	2530
2018	890	840	798	2528
2019	1023	933	909	2865

Check Station Data as of December 2, 2019

CSC data from 2019 Season

- Firearm deer check data:

Deer checked as of 12/2 (compared to 2018)

UP: -10.5%

NLP: +10.0%

SLP: +13.8%

Statewide: +4.2%

Bucks checked as of 12/2 (compared to 2018)

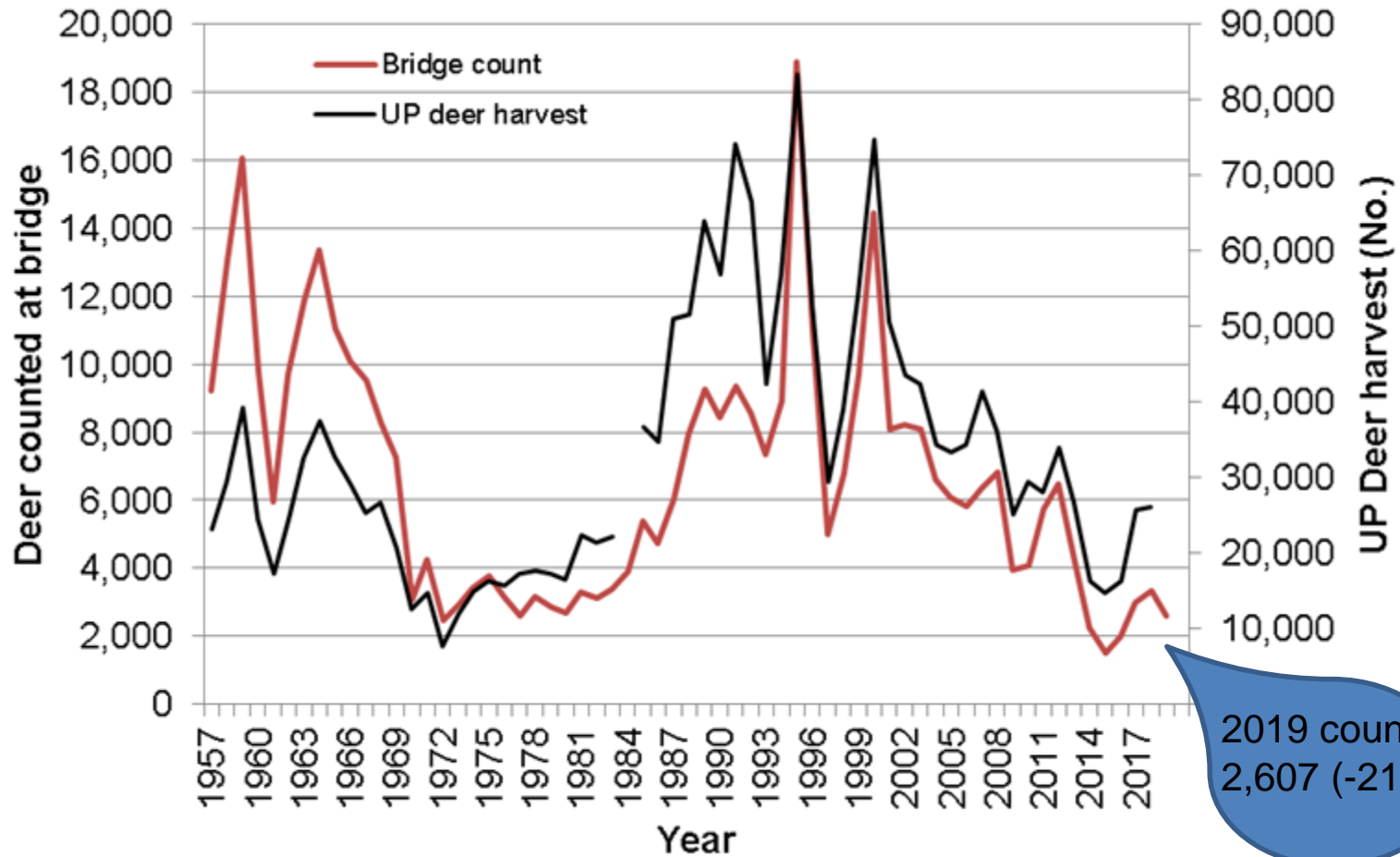
UP: +14.9%

NLP: +11.1%

SLP: +13.9%

Statewide: +13.3%

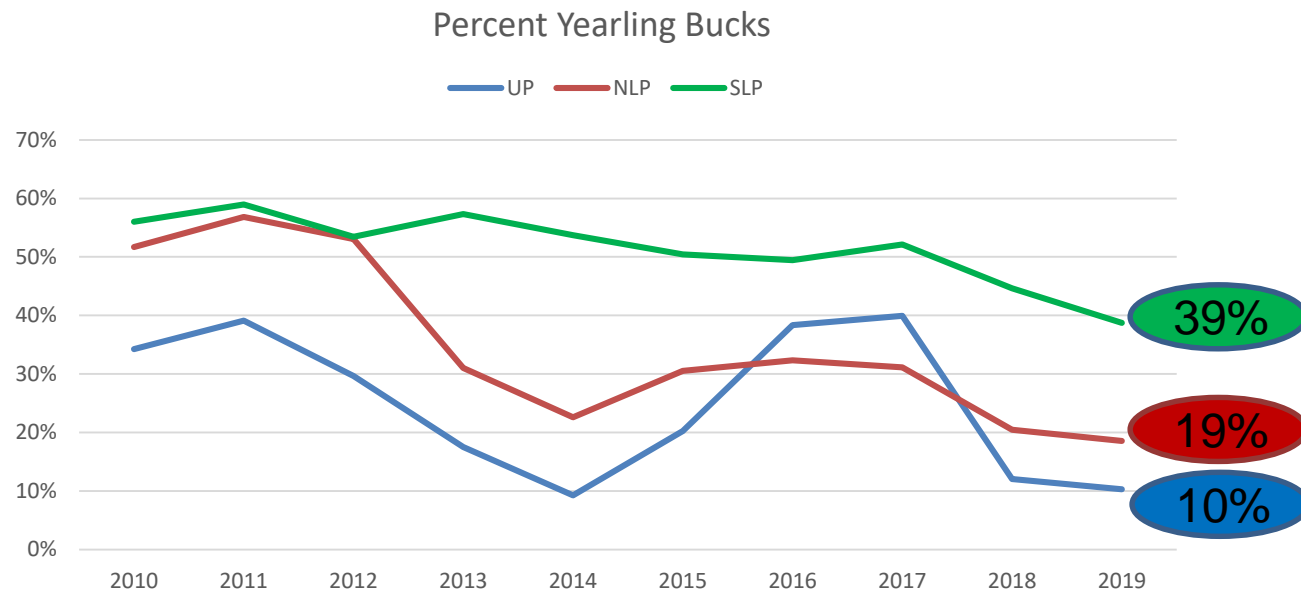
Mackinac Bridge Count



Other states harvests

- Illinois: down 15% from opening weekend last year
- Missouri: down 11% in November firearms season from last year
- Wisconsin: Gun season harvest down 27% from 2018
- Indiana: Harvest up 2% as of 12/1 over last year

Yearling Bucks Harvested



Deer checked as of 12/2

Percentage of Checked Deer Tested

	UP			NLP			SLP		
	All Deer	Deer Tested	% Deer Tested	All Deer	Deer Tested	% Deer Tested	All Deer	Deer Tested	% Deer Tested
2010	2161	47	2.2%	7964	2249	28.2%	7729	428	5.5%
2011	2415	6	0.2%	9351	3315	35.5%	6681	237	3.5%
2012	2748	1	0.0%	8900	2791	31.4%	6219	6	0.1%
2013	2023	5	0.2%	7986	2605	32.6%	5466	354	6.5%
2014	1432	2	0.1%	7274	2228	30.6%	4993	136	2.7%
2015	981	1	0.1%	8512	2676	31.4%	6798	1295	19.0%
2016	1344	43	3.2%	8153	2690	33.0%	6289	1678	26.7%
2017	1679	102	6.1%	9395	4218	44.9%	8654	4483	51.8%
2018	2109	712	33.8%	9268	4765	51.4%	9413	4839	51.4%
2019	1839	583	31.7%	8881	3656	41.2%	9823	3411	34.7%

Deer checked as of 12/2

CWD Update

- As of December 6, 2019
 - Tested 15,831 deer statewide
 - 38 deer tested positive for CWD
 - 18 from Montcalm County
 - 13 from Kent County
 - 5 from Jackson County
 - 2 from Gratiot County
 - 154 deer overall have tested positive for CWD

Final Firearm Season Estimates

- Mail survey sample of licensed hunters
- All licensed hunters may report online
 - Questionnaire will be at www.michigan.gov/deer
 - Take Harvest Survey
 - Submit after all 2019 hunting is complete



Thank You

www.michigan.gov/deer