

# Michigan Occupational Injury and Illness Case and Demographic Data 2014

26,180 injuries and illnesses that required days away from work\* beyond the day of the incident were reported in private industry workplaces during 2014.

---

MICHIGAN DEPARTMENT OF LICENSING & REGULATORY AFFAIRS,  
MICHIGAN OCCUPATIONAL SAFETY AND HEALTH ADMINISTRATION  
TECHNICAL SERVICES DIVISION,  
MANAGEMENT INFORMATION SYSTEMS SECTION  
JUNE 2016

# **LOST WORKTIME INJURIES AND ILLNESSES: CHARACTERISTICS AND RESULTING TIME AWAY FROM WORK MICHIGAN 2014**

---

This publication contains Case and Demographic data reported on the Survey of Occupational Injuries and Illnesses. This survey is conducted by the Bureau of Labor Statistics (BLS), U.S.

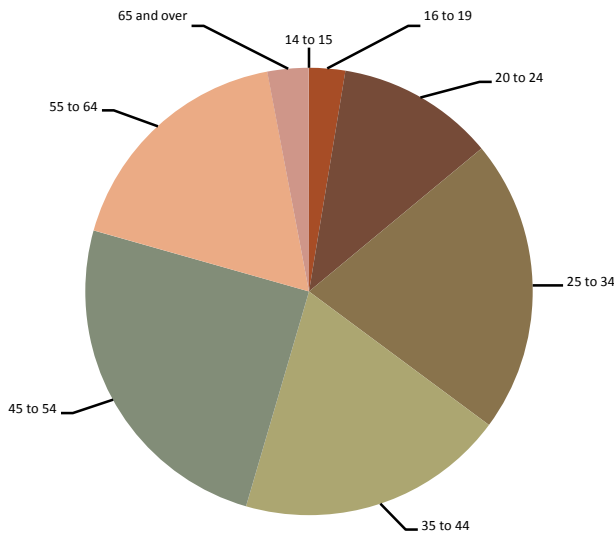
Department of Labor, in cooperation with the Department of Licensing & Regulatory Affairs, Michigan Occupational Safety and Health Administration (MIOSHA), Technical Services Division, Management Information Systems Section.

During 2014, a total of 26,180 injuries and illnesses that required days away from work\* beyond the day of the incident were reported in private industry workplaces in Michigan. Nationally, there were a total of 1,157,410 reported.

The following charts give specific details regarding data collected by age, length of service, nature, part of body, source, and event. There is also a chart showing the occupations with the most injuries and illnesses.

# WORKER CHARACTERISTICS HIGHLIGHTS

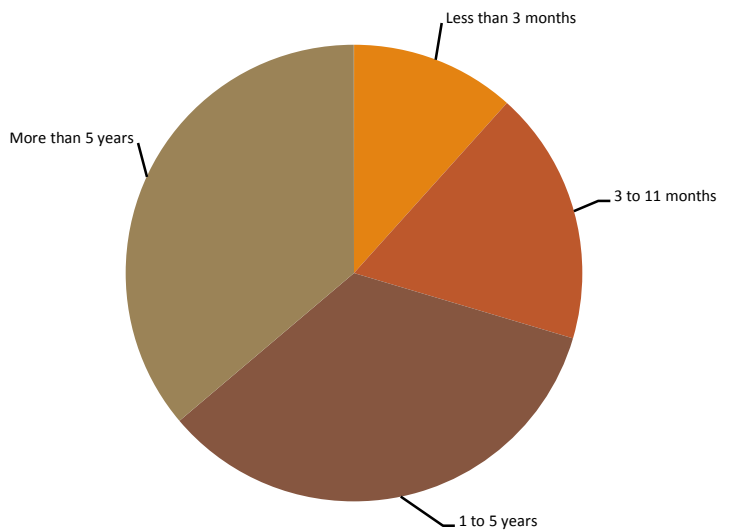
## AGE



*Workers between the ages of 35-54 accounted for almost half of the total injury and illness cases during 2014.*

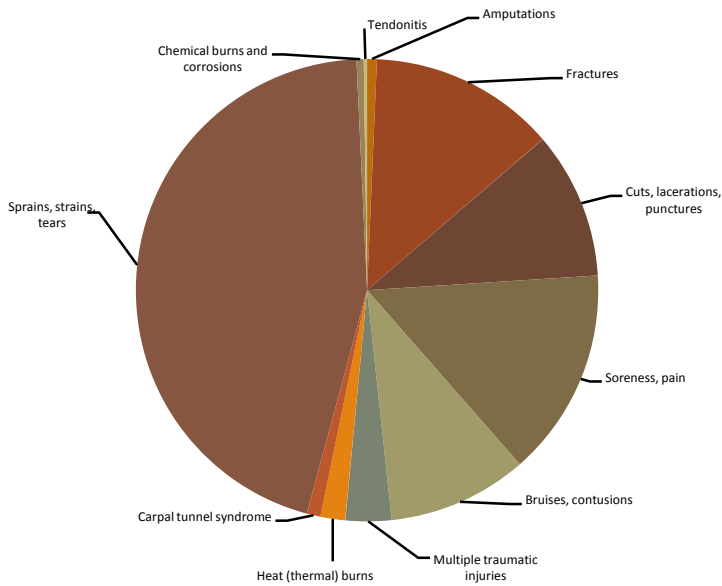
## LENGTH OF SERVICE

*Thirty-six percent of the injury and illness cases involved workers who had been on the job for more than five years.*



# CASE CHARACTERISTICS

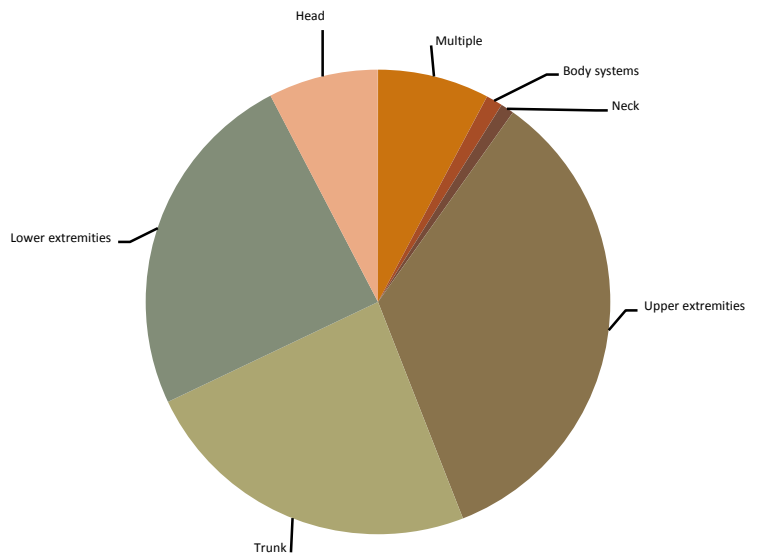
## NATURE



*Sprains, strains, tears made up 38% of all nonfatal occupational injuries and illnesses in 2014.*

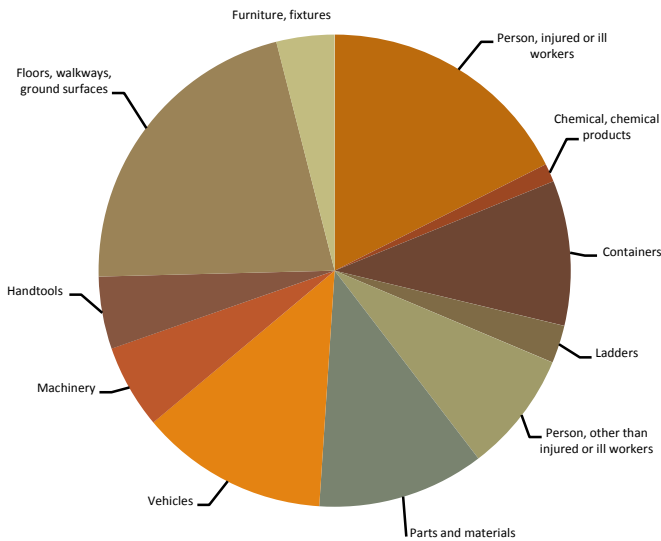
*Upper extremities was reported in 34% of the injury and illness cases during 2014.*

## PART OF BODY



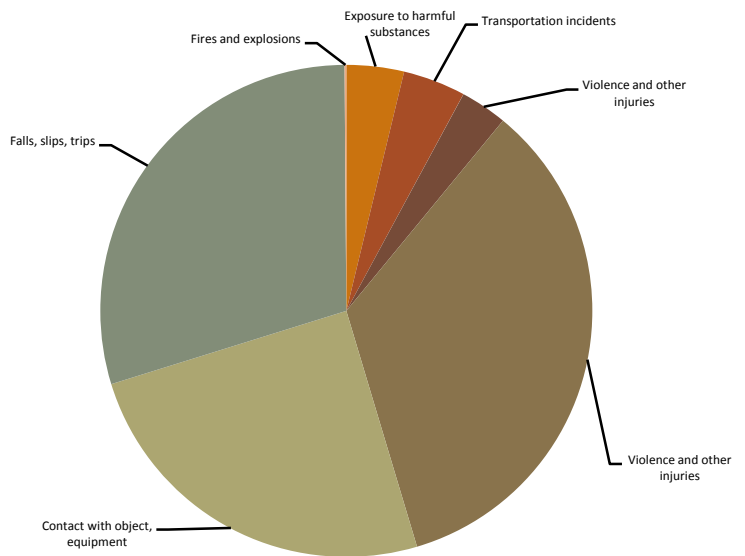
# CASE CHARACTERISTICS (Continued)

## SOURCE



*Floors, walkways, ground surfaces contributed to almost 19% of the occupational injuries and illnesses during 2014.*

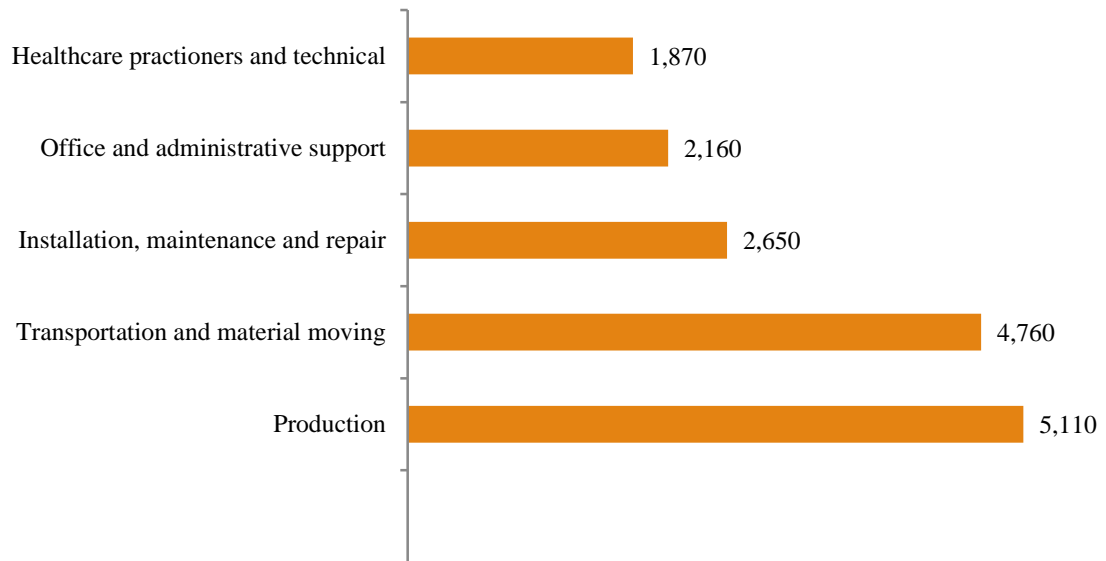
## EVENT



*The event of Overexertion and bodily reaction was the leading category involved in over 34% of the nonfatal occupational injuries and illness during 2014.*

# Occupations with the Most Injuries and Illnesses with Days Away From Work (DAFW), Michigan Private Industry, 2014

---



\*Days away from work cases include those that result in days away from work with or without job transfer or restriction.

Source: Bureau of Labor Statistics, U. S. Department of Labor, Survey of Occupational Injuries and Illnesses.