

Michigan Occupational Injury and Illness Case and Demographic Data 2011

24,750 injuries and illnesses that required days away from work* beyond the day of the incident were reported in private industry workplaces during 2011.

Michigan Department of Licensing & Regulatory Affairs,
Michigan Occupational Safety and Health Administration (MIOSHA),
Management and Technical Services Division,
Management Information Systems Section
January 2013

LOST WORKTIME INJURIES AND ILLNESSES: CHARACTERISTICS AND RESULTING TIME AWAY FROM WORK MICHIGAN 2011

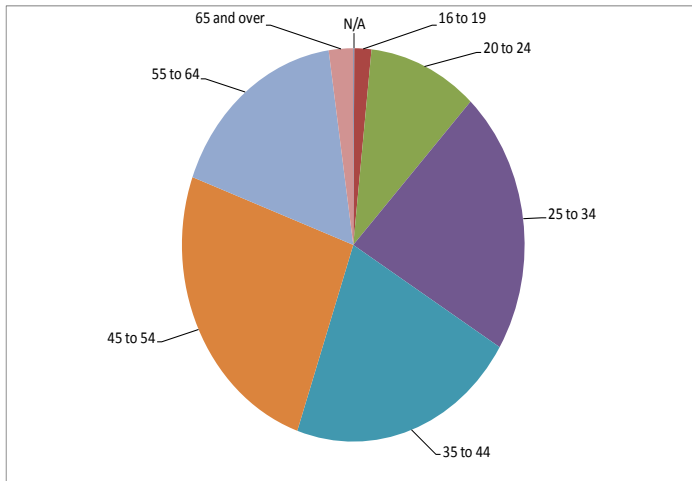
This publication contains Case and Demographic data reported on the Survey of Occupational Injuries and Illnesses. This survey is conducted by the Bureau of Labor Statistics (BLS), U.S. Department of Labor, in cooperation with the Department of Licensing & Regulatory Affairs, Michigan Occupational Safety and Health Administration (MIOSHA), Management and Technical Services Division, Management Information Systems Section.

During 2011, a total of 24,750 injuries and illnesses that required days away from work* beyond the day of the incident were reported in private industry workplaces in Michigan. Nationally, there were a total of 908,310 reported.

The following charts give specific details regarding data collected by age, length of service, nature, part of body, source, and event. There is also a chart showing the occupations with the most injuries and illnesses.

WORKER CHARACTERISTICS HIGHLIGHTS

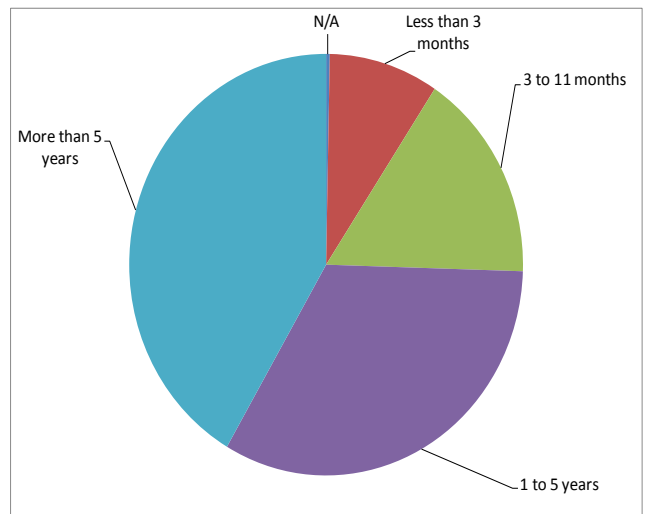
AGE



Workers between the ages of 35-54 accounted for almost half of the total injury and illness cases during 2011.

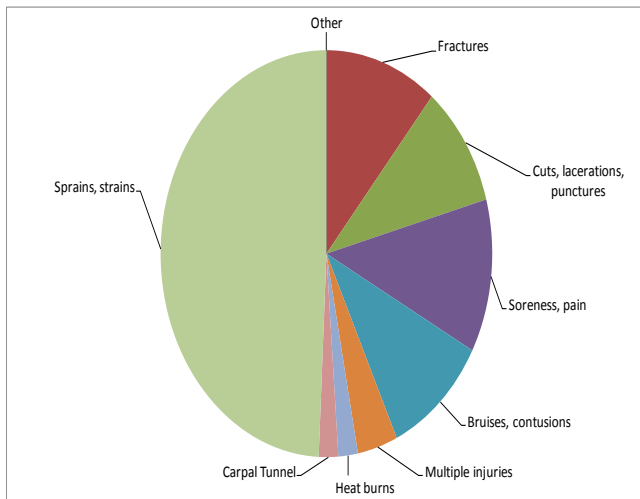
Forty-one percent of the injury and illness cases involved workers who had been on the job for more than five years.

LENGTH OF SERVICE



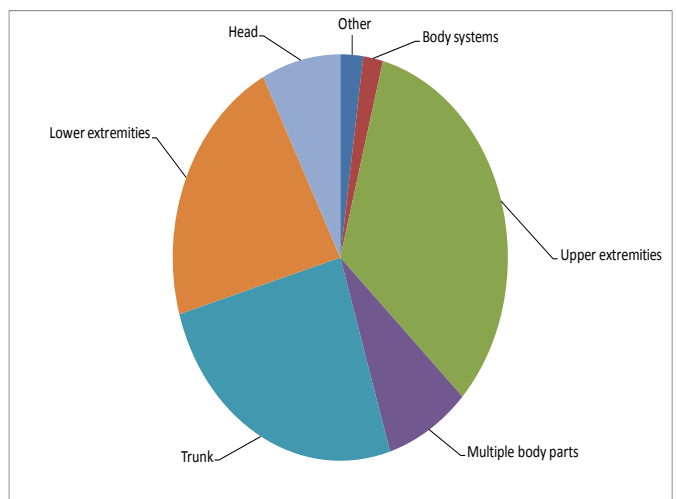
CASE CHARACTERISTICS

NATURE



Sprains, strains made up over 36% of all nonfatal occupational injuries and illnesses in 2011.

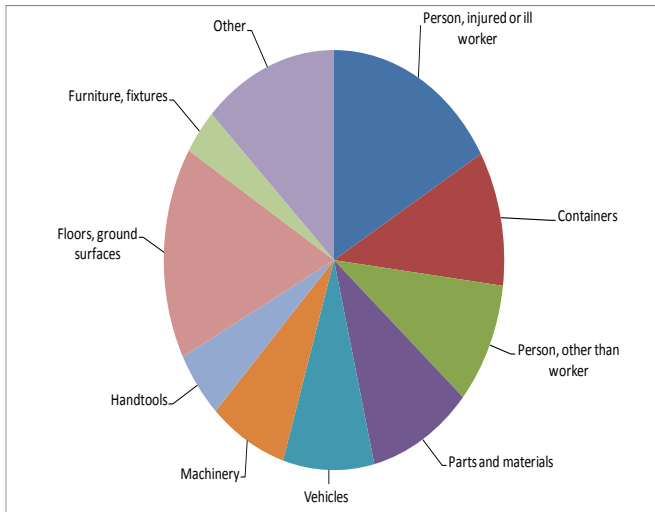
PART OF BODY



Upper extremities was reported in 33% of the injury and illness cases during 2011.

CASE CHARACTERISTICS (Continued)

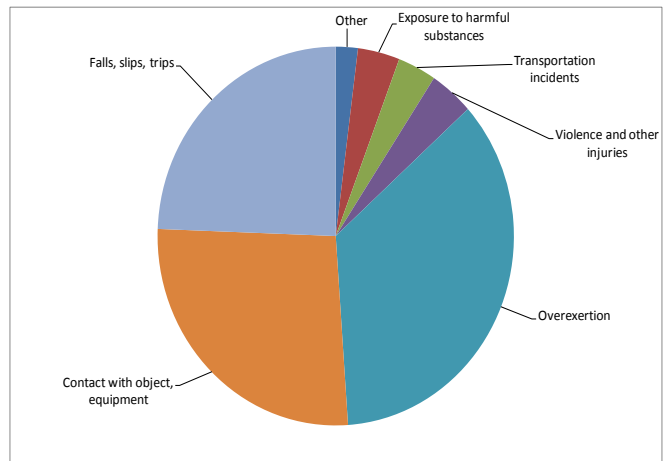
SOURCE



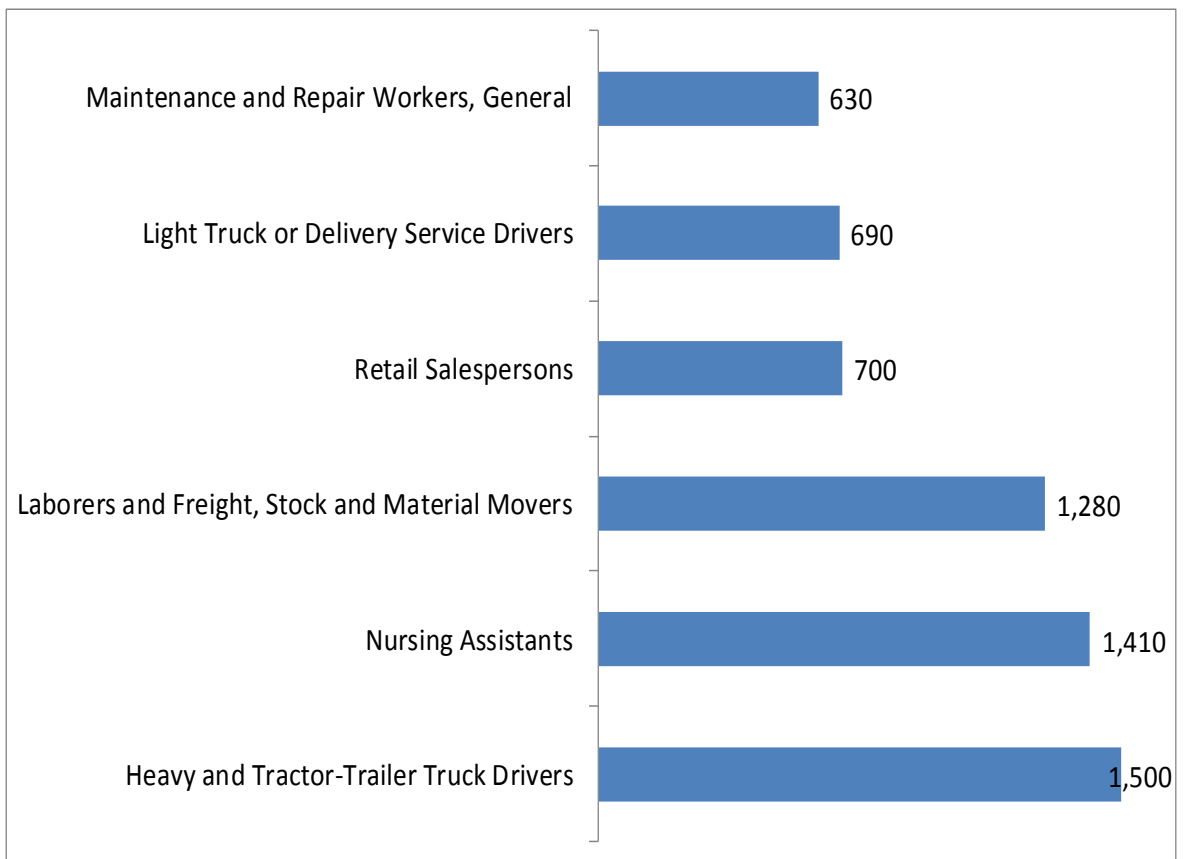
Person, injured or ill worker contributed to 16.1% of the occupational injuries and illnesses during 2011.

The event of Overexertion was the leading category involved in one-third of the nonfatal occupational injuries and illness during 2011.

EVENT



Occupations with the Most Injuries and Illnesses with Days Away From Work (DAFW), Michigan Private Industry, 2011



*Days away from work cases include those that result in days away from work with or without job transfer or restriction.

Source: Bureau of Labor Statistics, U. S. Department of Labor, Survey of Occupational Injuries and Illnesses.