

Michigan Registered Apprenticeship

Michigan Department of Labor and Economic Opportunity

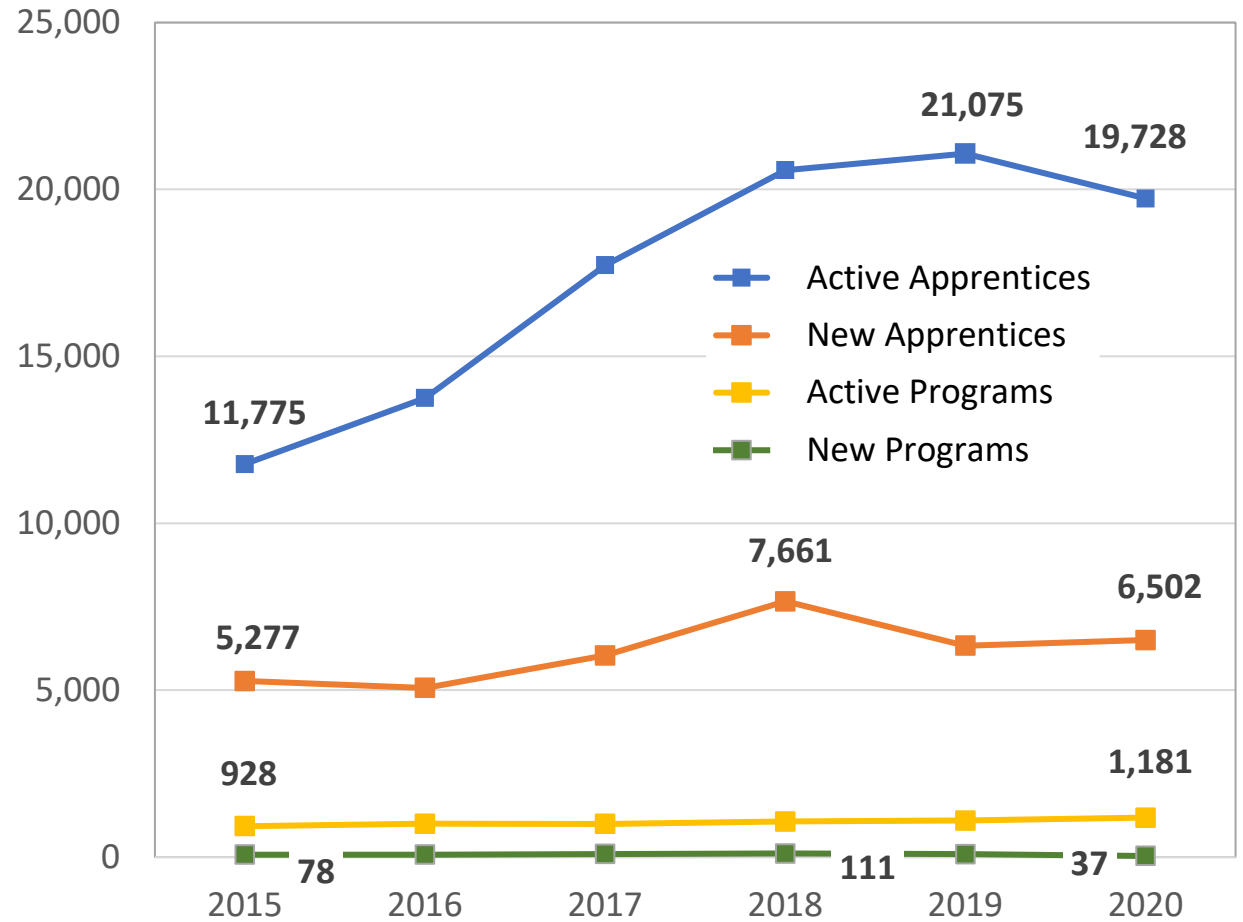
Employment and Training

Stephanie Beckhorn

State Apprenticeship Expansion – by the Numbers

	2015	2016	2017	2018	2019	2020 *
Active Apprentices	11,775	13,753	17,731	20,576	21,075	19,728
New Apprentices	5,277	5,068	6,041	7,661	6,335	6,502
Active Programs	928	999	998	1,070	1,096	1,181
New Programs	78	75	95	111	89	37

* USDOL 2020 Data is not yet finalized



Michigan.gov/Apprenticeship





MICHIGAN DEPARTMENT OF
LABOR & ECONOMIC
OPPORTUNITY

EMPLOYMENT
& TRAINING

Expansion Opportunities

- **Underrepresented Populations:** unemployed, underemployed, Veterans, women, youth, people of color, ex-offenders and persons with disabilities



- **Non-traditional Programs:** new industry sectors & occupations

ACTIVE APPRENTICES – TOP TEN INDUSTRIES	
Industry	Active Apprentices
Construction	11,494
Manufacturing	4,294
Retail Trade	940
Utilities	863
Health Care and Social Assistance	787
Administrative and Waste Services	346
Educational Services	242
Transportation and Warehousing	186
Public Administration	165
Professional and Technical Services	116

ACTIVE APPRENTICES – TOP TEN OCCUPATIONS	
Occupation	Active Apprentices
Electricians	4,048
Construction Laborers	2,894
Plumbers, Pipefitters, and Steamfitters	1,541
Carpenters	1,540
Tool and Die Makers	1,015
First-Line Supervisors of Retail Sales Workers	675
Industrial Machinery Mechanics	663
Roofers	514
Millwrights	501
Electrical Power-Line Installers and Repairers	474

State Apprenticeship Expansion

- **\$11M Requests for Proposals**
 - Awards Announcement – March 1, 2021
- **Regional Implementation Consortia (RICs)**
 - Focus on 1 or more of 5 expansion priorities:
 1. Youth (including Youth with disabilities)
 2. Veterans
 3. Other underrepresented populations
 4. New industry sectors/occupations
 5. Intermediary services

Michigan.gov/Apprenticeship



MICHIGAN DEPARTMENT OF
LABOR & ECONOMIC
OPPORTUNITY

EMPLOYMENT
& TRAINING

State-Level Apprenticeship Advisory Board

State-Level Guidance:

- Innovations for local implementation through Regional Implementation Consortia (RICs) across the state
- March 2021 Launch

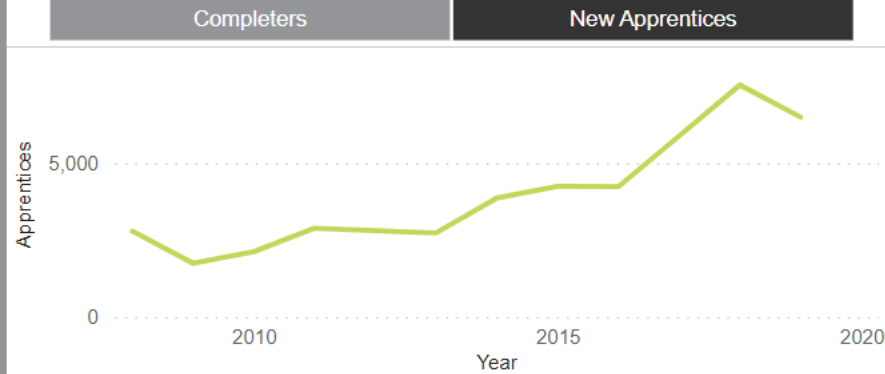
Representatives:

- Industry
- Labor
- Secondary Education
- Postsecondary Education
- Michigan Works!
- Vocational Rehabilitation
- Veterans
- USDOL Office of Apprenticeship

Michigan Registered Apprenticeship DASHBOARD

Statewide Data

Completers and New Apprentices by Year



Regional Data

Active Apprentices

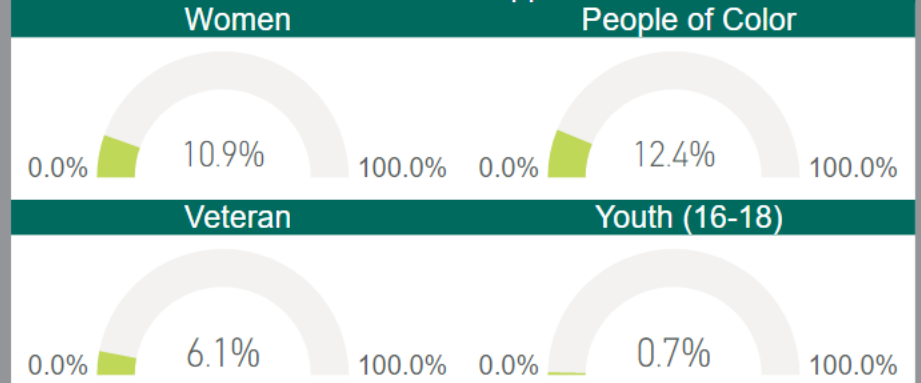
19,728

Active Programs

1,181

Occupational Data

Share of Active Apprentices



Active Apprentices by Occupation

Occupation	Active Apprentices
Electricians	4,048
Construction Laborers	2,894
Plumbers, Pipefitters, and Steamfitters	1,541
Carpenters	1,540
Tool and Die Makers	1,015
First-Line Supervisors of Retail Sales Workers	675
Industrial Machinery Mechanics	663
Roofers	514
Millwrights	501
Electrical Power-Line Installers and Repairers	474
Nursing Assistants	443

Active Apprentices by Industry

Industry	Active Apprentices
Construction	11,494
Manufacturing	4,294
Retail Trade	940
Utilities	863
Health Care and Social Assistance	787
Administrative and Waste Services	346
Educational Services	242
Transportation and Warehousing	186
Public Administration	165
Professional and Technical Services	116
Wholesale Trade	105



Note: Data updated through 2019 in December 2020



MICHIGAN DEPARTMENT OF
LABOR & ECONOMIC
OPPORTUNITY

EMPLOYMENT
& TRAINING



Michigan Department of
Labor and Economic Opportunity -
Employment and Training

[Michigan.gov/LEO](https://www.michigan.gov/LEO)