

SUMMER READING 2018

REPORT CARD

SPONSORS:




THEME:

LIBRARIES ROCK!™

#1

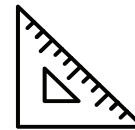
CHILDREN

 with 62,486 sign-ups

TOP RECORDING METRICS:



34.6% minutes spent reading



30.72% other measurement




19.6% number of books read



15% hours spent reading

#2

ADULTS

 with 15,471 sign-ups

TOP RECORDING METRICS:



56.4% number of books read



29.5% other measurement



9% hours spent reading



5.1% minutes spent reading

#3

TEENS

 with 11,224 sign-ups

TOP RECORDING METRICS:



30% number of books read



28.2% other measurement



20.9% hours spent reading



20.9% minutes spent reading

RESPONSES:

We received **167** survey responses out of a total of 398 public library systems in Michigan.

That puts our survey response rate at **41.9%**!

