

## Pancreas Transplants

### MDCH Workgroup Discussion

#### **Issue 1:**

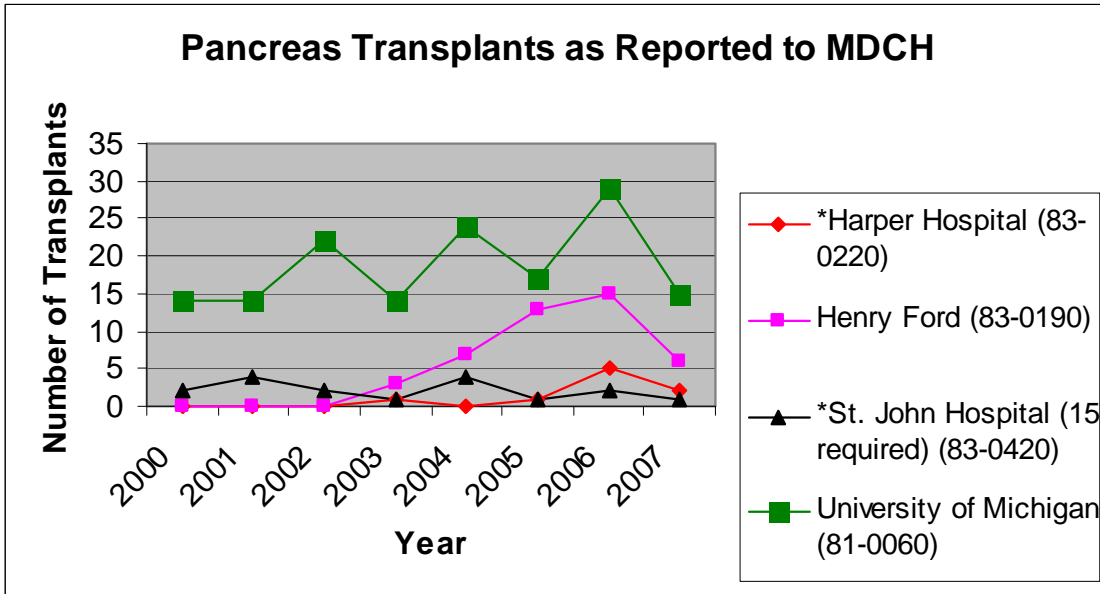
#### **Should the volume requirement be removed from the pancreas transplant standards?**

Points to consider:

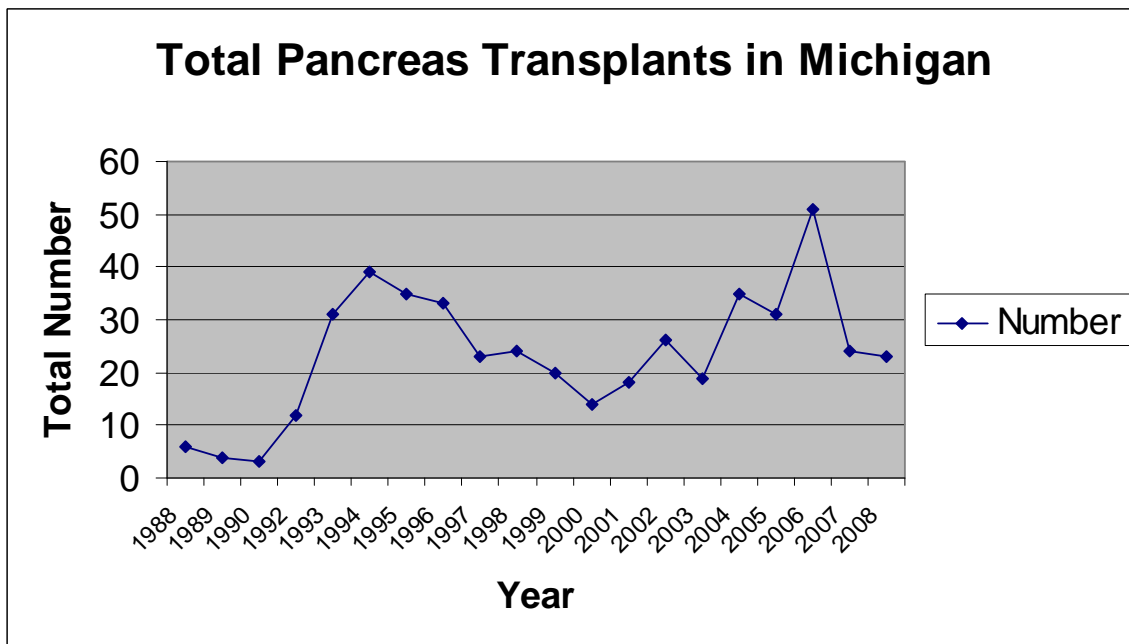
- The current volume requirement in Michigan is 12 transplants annually.
- According to the Federal Register (Vol. 72, No. 61), there is no annual federal volume requirement for pancreas transplants.
- OPTN has a requirement that in order for a center to not become “functionally inactive” then they must perform a pancreas transplant every six months (Federal Register, 2007, p. 15201).
- In 2007, only one, University of Michigan, of the four pancreas transplant centers met the volume requirement. Of these four centers, two have now surrendered their CON. This only leaves two pancreas transplant centers (University of Michigan and Henry Ford) with a CON certificate for pancreas transplants. Note that one of the two remaining did not meet the volume requirement in four of the reported five years.
- The number of pancreatic transplants performed at the centers has remained relatively stable over the last seven years (2000 to 2007). There have been no significant increases or decreases reported.

Data:

<b>Pancreas Transplants as Reported to MDCH</b>										
	2000	2001	2002	2003	2004	2005	2006	2007	2008**	Total To Date
*Harper Hospital (83-0220)	-	-	-	1	0	1	5	2	0	9
Henry Ford (83-0190)	-	-	-	3	7	13	15	6	6	50
*St. John Hospital (15 required) (83-0420)	2	4	2	1	4	1	2	1	0	17
University of Michigan (81-0060)	14	14	22	14	24	17	29	15	17	166
<b>Total</b>	<b>16</b>	<b>18</b>	<b>24</b>	<b>19</b>	<b>35</b>	<b>32</b>	<b>51</b>	<b>24</b>	<b>23</b>	<b>242</b>
*Surrendered CON for Pancreas Transplants										
** Data obtained from OPTN (Based on OPTN Data as of February 13, 2009)										
***Please note the 2008 figures include patients whom received a kidney/pancreas. These patients are also included in the MDCH Kidney table.										
Facility not meeting volume requirement										



**OPTN (Organ Procurement and Transplantation Network) Data from 1988 to 2008  
(January 1, 1988 – November 30, 2008)**



The reported total for 2008 as of February 13, 2009 was: 23. Additionally, the totals by center for 2008 based on the OPTN data are as follows:

	<b>2008</b>
MIHF-TX1 Henry Ford Hospital	6
MIHH-TX1 Harper Univ Hospital Detroit Med Ctr	0
MIMC-TX1 Grace Hosp	0
MISJ-TX1 St John Hosp and Med Ctr	0
MIUM-TX1 Univ of Michigan Med Ctr	17
<b>Total All Centers</b>	<b>23</b>

\*\* Note as reported above Henry Ford would once again not meet the annual volume requirement as in 2003, 2004 and 2007.

Based on OPTN data as of February 13, 2009.

This work was supported in part by Health Resources and Services Administration contract 231-00-0115. The content is the responsibility of the authors alone and does not necessarily reflect the views or policies of the Department of Health and Human Services, nor does mention of trade names, commercial products, or organizations imply endorsement by the U.S. Government.

<http://www.optn.org>

## **Issue 2:**

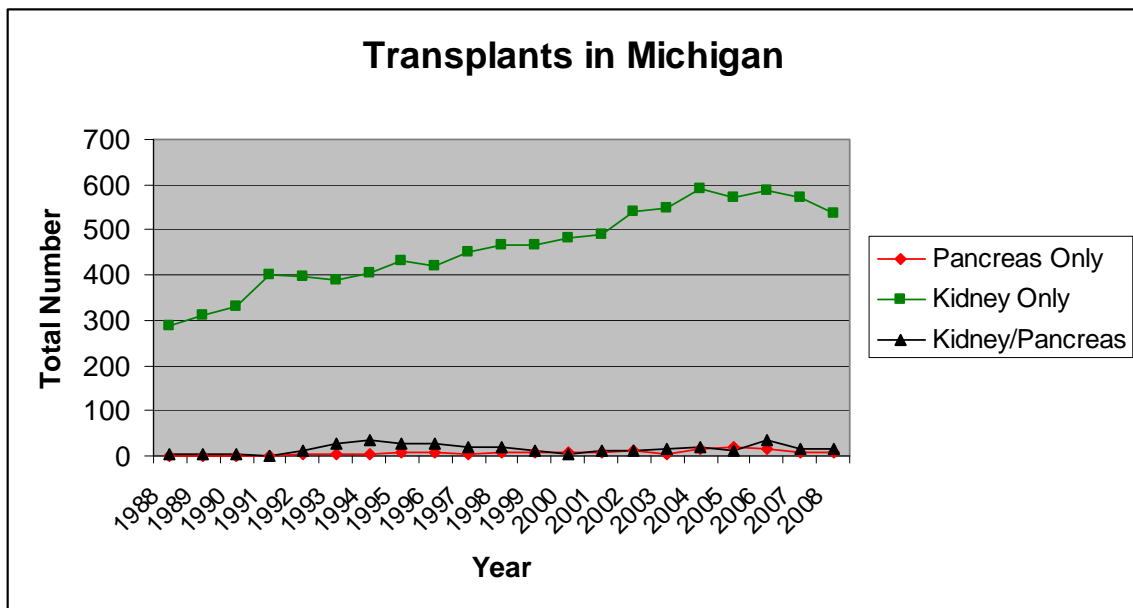
### **Is there a direct correlation between the numbers of kidney transplants to pancreas transplants as a measure of demonstrated need?**

- It was suggested that the kidney requirement be changed for initiation for a pancreas transplant program from 80 in 24 months to 100 in 12 months.
- If the kidney figure is changed to 100 in 12 months both Harper and St. John (facilities that surrendered their CON) still would not qualify to re-open a Pancreas transplant service even with no pancreas volume requirement. Harper performed 39 kidney transplants in 2007 and St. John's 55.
- If the requirement is kept at 80 kidney transplantations in 24 months then Harper would have a total of 69 for 2006 and 2007 & St. John would be at 106 for the two years. Only St. John might have the potential to initiate.

## National Transplant Information

Data:

- Pancreas alone transplants performed in the U.S. to date is 6,119 (includes years of 1988 through 2008). The total for 2008 alone was 405. This data is based on OPTN data as of February 13, 2009.
- Kidney/Pancreas transplants performed in the U.S. to date is 15,795 (includes years of 1988 through 2008). The total for 2008 alone was 779. This data is based on OPTN data as of February 13, 2009.
- Kidney alone transplants performed in the U.S. to date is 265,873 (includes years of 1988 through 2008). The total for 2008 alone was 15,087. This data is based on OPTN data as of February 13, 2009.



### Issue 3:

**Is there any direct correlation between the number of pancreas transplants performed and quality?**