

Michigan Department of Community Health

FISCAL YEAR 2012

FREE CLINIC FUNDING SUMMARY REPORT

JUNE 2013

*Michigan Department
of Community Health*



**Rick Snyder, Governor
James K. Haveman, Director**

Fiscal Year 2012 Free Clinic Funding Summary Report

Free clinics are volunteer-staffed clinics that provide a range of medical, dental, pharmacy, and/or behavioral health services to economically disadvantaged individuals. Such clinics are nonprofit organizations that use volunteer health professionals to provide free or affordable healthcare to uninsured or medically underserved persons who have limited or no access to healthcare. Entities that charge a nominal fee to patients may still be considered free clinics if they meet the above criteria and deliver services regardless of the patient's ability to pay.

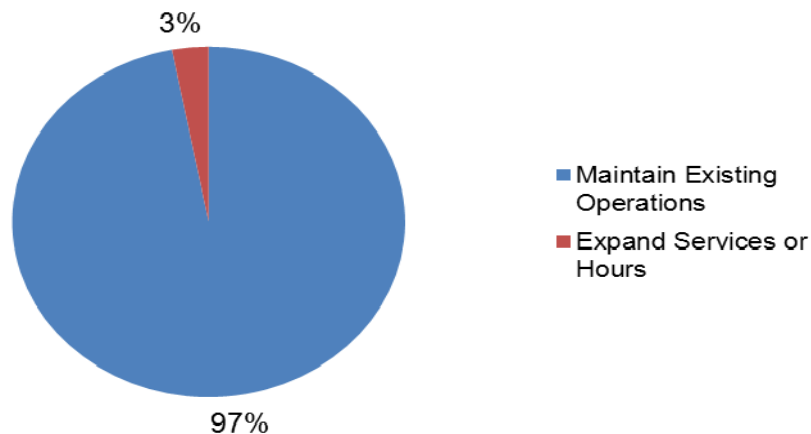
Introduction

In fiscal year 2012, \$250,000 was allocated for the seventh consecutive year to the Michigan Department of Community Health (MDCH) for equal distribution among free clinic organizations serving Michigan's indigent population. The Health Planning and Access to Care Section within the MDCH Health Policy and Planning Administration reviewed eligibility criteria, managed the application process, and administered purchase order agreements with those clinics awarded funding.

Snapshot of 2012 Funded Free Clinics

- Sixty (60) organizations operating in 34 Michigan counties were funded in 2012.
- Free health care was provided at over 130,000 uninsured clinic visits during the year.
- On average 4,969 hours were donated to funded clinics each week.
- More than seventy-five percent (75%) of clinics offered prescription assistance, ongoing primary care, and glucometer strips as services to their patients.
- Forty-seven percent (47%) of funded free clinics only provided care to patients with incomes at or below two times the federal poverty level.

Use of 2012 MDCH Funding by Free Clinics



Overview

Eligibility criteria for the grant awards were developed by MDCH in collaboration with Free Clinics of Michigan (FCOM). Eligible clinics met the following criteria:

- The clinic is located within Michigan and provides health care services to the uninsured population of Michigan.
- The clinic, or the organization under which it operates, has 501(c)(3) or other nonprofit status.
- The majority of clinic care comes from volunteer health care professionals.
- Services provided by the clinic are free of charge.
- Clients served do not have insurance for the services provided.

Utilizing an updated FCOM directory of free clinic organizations, along with information obtained through the fiscal year 2011 grant application process, funding applications were distributed to 76 potential free clinic organizations throughout Michigan. The contract period of four months started on June 1, 2012 and ended on September 30, 2012. Given the limited grant writing resources of most applicant organizations, MDCH staff was available to assist clinics in completing the application. Sixty (60) applicants met the established criteria for funding, and each of these organizations received an award of \$4,166. For a complete list of grantees, see Attachment 1.

Characteristics of Funded Clinics

The sixty (60) funded free clinic organizations were located in 34 counties across Michigan. Free clinic services were provided through clinical and administrative volunteers who offered more volunteer time – an estimated 4,969 volunteer hours per week – than in any previous funding year. Free clinics funded in 2012 offered health care services during an estimated 11,247 uninsured visits each month, totaling over 130,000 uninsured visits during the year.

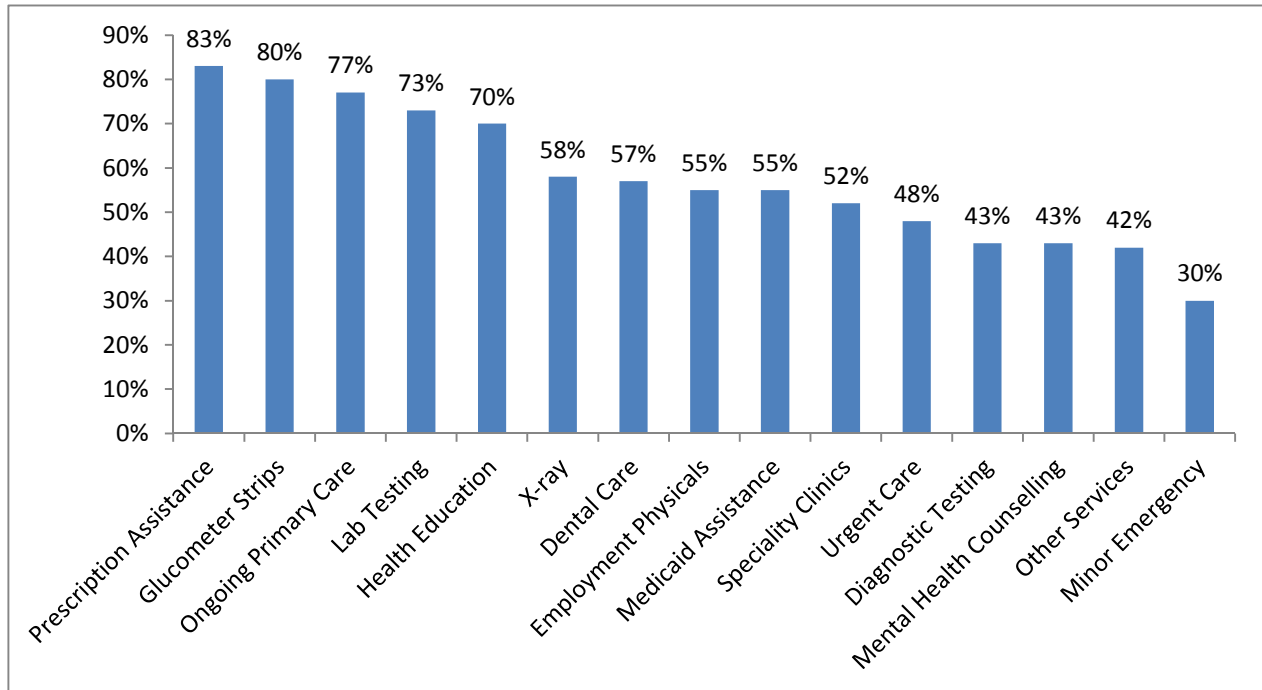
Table 1. Michigan Counties with Multiple Free Clinic Grantees in Fiscal Year 2012

<i>County</i>	<i>Number of Grantees</i>
Calhoun	2
Jackson	2
Kent	4
Livingston	2
Oakland	5
Ottawa	3
Saginaw	4
Washtenaw	3
Wayne	10

Fiscal Year 2012 Free Clinic Funding Summary Report

Free Clinics offer a variety of patient care services which include more than 15 health care service types. The most common services offered by funded free clinics continue to be prescription assistance (offered by 83% of funded clinics), ongoing primary care (77%), lab testing (73%), and provision of glucometer strips (80%). Other services offered include but may not be limited to: health education classes, x-rays, employment physicals, dental care, assistance applying for Medicaid or other insurance, specialty clinics, urgent care, diagnostic testing, mental health counseling, and minor emergency care. See Figure 1 for more information.

Figure 1. Percentage of Funded Clinics Offering Specific Services by Service Type



For each service listed in Figure 1, the percentage shown represents the proportion of funded free clinics that reported offering the service at the time of their initial application.

Year of Operation

Funded organizations ranged in years of operation from being in their first year of operation, to their 62nd year. Sixty-three percent (63%) of the funded clinics have been in operation since 2001. Clinics having been in operation from 2007 to 2012 made up to twenty-eight percent (28%) of the funded organizations. See Figure 2 for more information.

Fiscal Year 2012 Free Clinic Funding Summary Report

Figure 2. Distribution of Funded Free Clinic Age by Total Years of Operation in 2012

Year of Operation	Percentage of funded clinics
Before 1990 & 1990	13%
1991-1995	8%
1996-2000	15%
2001-2005	32%
2006-2010	27%
2011 and after	5%

Figure 2 illustrates the distribution of funded free clinics by the year of operation. Five year intervals were not used for the first and last age groups due to the limited number of clinics within those ranges.

In an optional section of the funding application, information was collected on the demographics of the patient population seen at each free clinic. Data suggests that majority of the patients in these clinics are below two hundred percent (200%) of the federal poverty level and 47% of the clinics were providing care only to patients at or below two hundred percent (200%) of the Federal Poverty Level. Sixteen (16) responding organizations reported that none of their patients are employed full time, and three respondents indicated that at least half or more than half of their patients are employed full time.

Data provided from free clinics on patient race and ethnicity is difficult to aggregate, but the individual components demonstrate that Michigan's free clinics collectively care for a racially and ethnically diverse population. Almost all clinics reported that majority of their patients are adults between 19-64 years of age. Thirty-three percent (33%) of the responding clinics, however, reported that at least some portion of their patient population was 18 years of age or younger. Fifty-five percent (55%) of responding clinics reported that at least some portion of their patient population was 65 years of age or older.

Use of Grant Funding

Required reporting on grant expenditures indicated that the majority of funding through MDCH was used to support basic operational costs. Ninety-eight percent (97%) of clinics used the funding to maintain their current operations, which is an increase from previous year's grant periods. About three percent (3%) of clinics reported using the funding to directly support an increase in service hours or patient care capacity during the funding period. One clinic funded in 2012 returned \$518.94 to MDCH because of their inability to spend money in the contract period.

Most of funded agencies reported using a part of the grant award toward clinical care expenses. Thirty-Eight percent (38%) of the clinics spent at least a portion of their funds on Prescription Assistance Programs and twenty-five percent (25%) of the clinics used some funds to support the salaries of clinical staff. Almost fifty percent (50%) of funded agencies reported using a portion of the funds to purchase medical supplies and testing material. Twenty percent (20%) of the funded clinics spent atleast some of their funds on health promotion programs, outreach and referral programs or to support the cost of existing facilities. Grant funding was also used toward administrative expenses, including office equipment and administrative services and salaries. Thirty-three percent (33%)of the clinics used atleast some of their funds to support the administrative staff, twenty percent (20%) clinics purchased office equipment and eight percent (8%) of the clinics used grant money on administrative services. See figure 3 for more information.

Figure 3. Percentage of Clinics Using MDCH Funding Toward Specific Expenditures by Expenditure Type

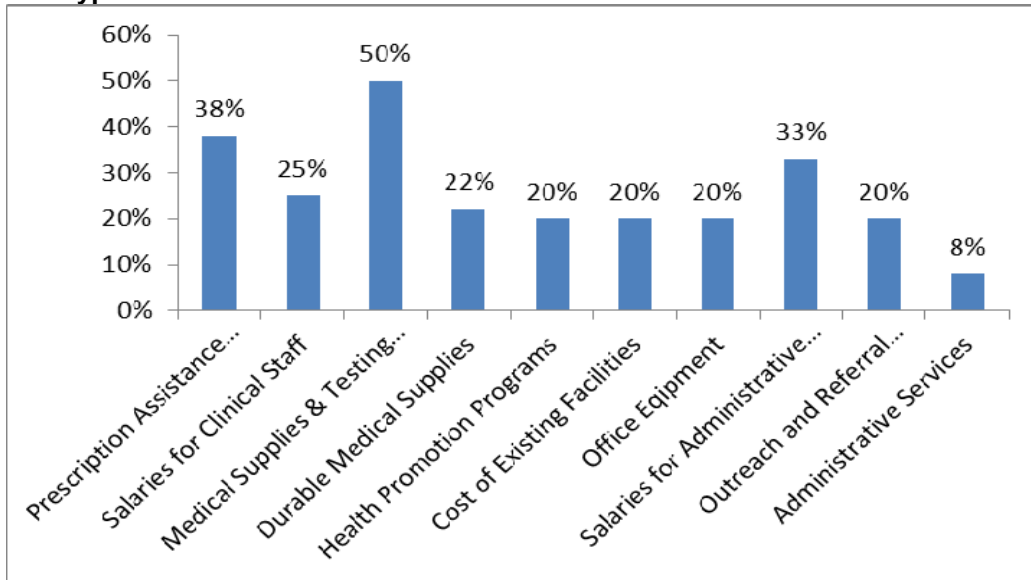


Figure 3 illustrates the difference in frequency of free clinic utilization of MDCH funds by the type of expense paid for with MDCH funds. Free clinic organizations often reported use of MDCH funds for multiple expenditure types and the percentages shown represent the percentage of all funded clinics reporting use of the funds for that particular expenditure type. Percentages shown above will not necessarily add to 100%.

Fiscal Year 2012 Free Clinic Funding Summary Report

For further information regarding the Michigan Department of Community Health Free Clinic Funding program please contact:

The Health Planning & Access to Care Section

Phone: 517-241-2966

E-mail: hpac@michigan.gov

Attachment 1 – Fiscal Year 2012 Funded Free Clinic Organizations

Au Sable Free Clinic Grayling, MI 49738	Fountain Clinic Marshall, MI 49068	Order of Malta Medical/Dental Clinic Detroit, MI 48208
Barry Community Free Clinic Hastings, MI 49058	Genesee County Free Medical Clinic Flint, MI 48504	Peoples' Clinic for Better Health Port Huron, MI 48060
Baxter Community Center Wholistic Health Clinic Grand Rapids, MI 49506	Health Intervention Services Grand Rapids, MI 49507	Presbyterian Health Clinic of Branch County Coldwater, MI 49036
Boyne Area Free Clinic Boyne City, MI 49712	His Healing Hands Urgent Care Center Lansing, MI 48910	Redeemer Free Medical Clinic, Inc. Owosso, MI 48867
Cabrini Clinic Detroit, MI 48226	Holland Free Health Clinic Holland, MI 49423	Renewed Hope Health Clinic Allegan, MI 49010
Cadillac Area Community Health Clinic Cadillac, MI 48601	Hope House Free Medical Clinic Big Rapids, MI 49307	Riverside Health Clinic Three Rivers, MI 49093
Care Free Clinic Escanaba, MI 49829	Hope Medical Clinic Ypsilanti, MI 48197	Saginaw Area Foundation for Eye Care Saginaw, MI 48603
CareFree Dental of Dickinson & Florence Iron Mountain, MI 49801	Hope Wayne Medical Clinic Wayne, MI 48184	Shelter Association of Washtenaw County – Health Clinic Ann Arbor, MI 48107
Caring Heart Health Clinic Marlette, MI 48741	Joy-Southfield Community Health Center Detroit, MI 48228	St. John Health, St. Vincent de Paul Southfield, MI 48075
Cass Clinic / Cass Community Free Medical Clinic Detroit, MI 48201	Kalamazoo Gospel Mission Health Clinic Kalamazoo, MI 49007	St. Mary's of Michigan Center of HOPE Free Clinics Saginaw, MI 48601
Cathedral Mental Health Care Saginaw, MI 48607	Loving Hands Clinic Lapeer, MI 48446	St. Luke's Clinic Jackson, MI 49204
Catherine's Care Center Grand Rapids, MI 49505	Love Inc's Free Health Clinic Grand Haven, MI 49417	St. Peter's Free Clinic of Hillsdale County Hillsdale, MI 49242
Chelsea Grace Clinic Chelsea, MI 48118	McLaren- Central Michigan Free Clinic Mt. Pleasant, MI 48867	The Dr. Albert B. Cleage, Sr. Memorial Health Center Detroit, MI 48202
City on a Hill Ministries Health Clinic Zeeland, MI 49464	MAPI Charitable Clinic Southfield, MI 48076	The Dr. Gary Burnstein Community Health Clinic Pontiac, MI 48342
Community Free Clinic Petoskey, MI 49770	MAPI Free Clinic Taylor, MI 48180	The Free Clinic of Alpena Alpena, MI 49707
Community HealthCare Connections – Nursing Clinic of Battle Creek Battle Creek, MI 49014	Medical Care Access Coalition Marquette, MI 49855	The HUDA Clinic Detroit, MI 48238
Community Prescription Support Program Saginaw, MI 48607	Medical Outreach Clinic Mt. Clemens, MI 48043	Traverse Health Clinic Traverse City, MI 49684
Dove Health Alliance / Dove Wellness Free Clinic Jackson, MI 49201	Mercy Place Clinic / St. Joseph Mercy Oakland Pontiac, MI 48342	Tri-County Dental Health Council Southfield, MI 48076
Faith Medical Clinic Pinckney, MI 48169	Northern Care Center Cheboygan, MI 49721	VINA Community Dental Center Brighton, MI 48116
FernCare Free Clinic Ferndale, MI 48220	Oasis of Hope Center Grand Rapids, MI 49504	Wyandotte Clinic for the Working Uninsured Brownstown Township, MI 48183

