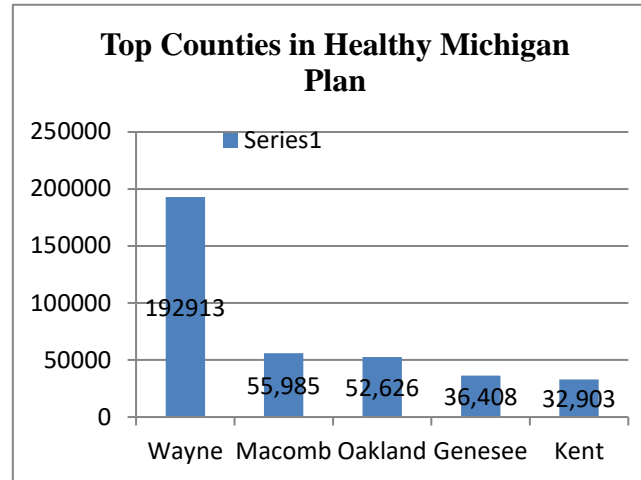
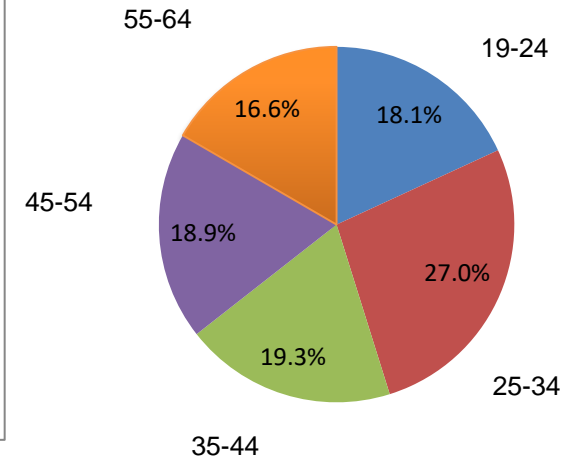


Total Healthy Michigan Plan Beneficiaries			
	Number of Females	Number of Males	Number Eligible
Age 19-24	61,926	59,240	121,166
Age 25-34	84,696	95,946	180,642
Age 35-44	59,219	69,534	128,753
Age 45-54	61,623	64,962	126,585
Age 55-64	57,864	53,262	111,126
Total	325,328	342,944	668,272
Percentage	48.68%	51.32%	100.00%



Enrollees in Healthy Michigan Plan by Age



October Healthy Michigan Enrollment by Health Plan		
Health Plan	Beneficiaries Enrolled	Percent of Enrollment
Aetna	10,442	1.9%
Blue Cross	85,086	15.6%
Harbor Health	3,283	0.6%
McLaren	67,951	12.5%
Meridian	149,796	27.5%
Midwest	1,545	0.3%
Molina	91,309	16.7%
Priority	35,931	6.6%
Total Health	16,368	3.0%
United	68,406	12.5%
Upper Peninsula	15,479	2.8%
Totals	545,596	100.0%

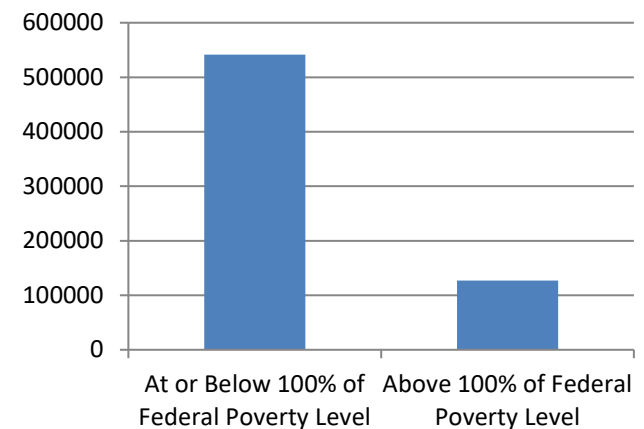
October Healthy Michigan Enrollment by Plan Assignment

Auto- Assigned

Auto Enrolled vs Voluntary Enrolled is not available at this time due to system related code changes.

Voluntarily assigned

Eligibility by Federal Poverty Level



Beneficiaries not detailed in health plan enrollment chart will remain in fee-for-service until they transition into a health plan