



# Provide Adequate and Equitable School Funding

*State Board of Education  
January 12, 2021*



# Goals

- Expand early childhood learning opportunities
- Improve early literacy achievement
- Improve the health, safety, and wellness of all learners
- Expand secondary learning opportunities for all students
- Increase the percentage of all students who graduate from high school
- Increase the percentage of adults with a post-secondary credential
- Increase the numbers of certified teachers in areas of shortage
- Provide adequate and equitable school funding



Goal	Metrics
<p>Provide adequate and equitable school funding</p>	<ul style="list-style-type: none"> <li>• Is there a weighted formula for poverty? Yes or no</li> <li>• Does the weighted formula match the School Finance Research Collaborative (SFRC) recommendation? Yes or no</li> <li>• What is the difference between the current funding formula and the SFRC recommendation?</li>   <li>• Is there a weighted formula for English learners? Yes or no</li> <li>• Does the weighted formula match the SFRC recommendation? Yes or no</li> <li>• What is the difference between the current funding formula and the SFRC recommendation?</li> </ul>



Goal	Metrics
<p>Provide adequate and equitable school funding</p>	<ul style="list-style-type: none"> <li>• Is there a weighted formula for students with disabilities? Yes or no</li> <li>• Does the weighted formula match the SFRC recommendation? Yes or no</li> <li>• What is the difference between the current funding formula and the SFRC recommendation?</li>   <li>• Is there a weighted formula for career and technical education? Yes or no</li> <li>• Does the weighted formula match the SFRC recommendation? Yes or no</li> <li>• What is the difference between the current funding formula and the SFRC recommendation?</li> </ul>



# Metrics

Goal	Metrics
<p>Provide adequate and equitable school funding</p>	<ul style="list-style-type: none"> <li>• Is there a dedicated funding amount per child for GSRP? Yes or no</li> <li>• Does the dedicated funding amount match the SFRC recommendation? Yes or no</li> <li>• What is the difference between the current funding formula and the SFRC recommendation?</li> <li>• Does the state provide funding for transportation? Yes or no</li> <li>• Does the funding for transportation match the SFRC recommendation? Yes or no</li> <li>• What is the difference between the current funding and the SFRC recommendation?</li> </ul>





# School Finance Research Collaborative (SFRC)

- Statewide study released January 2018
- Determine true cost of providing quality education
- Based on state standards for student achievement
- Varied group of education, business, unions, and philanthropy
- Developed weighted funding recommendations
- Local, state, and federal dollars can be used to pay for these recommendations




 Local Revenue

-  Local district millages to support foundation allowances
-  ISD millages (e.g., operating and special education)

 State Revenue

-  At-risk funding, CTE, and other funding

 Federal Revenue

-  Title funding, Individuals with Disabilities Education Act funding

<b>Local Revenue</b>	<b>\$3,676,000,000</b>
State Revenue	\$13,065,260,300
Federal Revenue	\$1,745,943,500
<b>Total Funding for Pre-K-12</b>	<b>\$18,487,203,800</b>



# Comparing SFRC Funding Recommendations and Actual 2018-19 Funding





# Poverty



# Poverty

- Is there a weighted formula for poverty? **No. There are set-asides, such as section 31a at-risk, but there is no explicit weight.**
- Does the set aside funding match the School Finance Research Collaborative (SFRC) recommendation? **No**
- What is the difference between the current funding formula and the SFRC recommendation? Approximate difference: **\$1,200,000,000**



# English Learners



# English Learners

- Is there a weighted formula for English Learners? **No. There are set-asides, such as section 41 bilingual education, but there is no explicit weight.**
- Does the set aside funding match the School Finance Research Collaborative (SFRC) recommendation? **No**
- What is the difference between the current funding formula and the SFRC recommendation? Approximate difference: **\$514,000,000**



# Students with Disabilities



# Students with Disabilities

- Is there a weighted formula for students with disabilities? **No. There are set-asides, such as section 51c, but there is no explicit weight.**
- Does the weighted formula match the School Finance Research Collaborative (SFRC) recommendation? **No**
- What is the difference between the current funding formula and the SFRC recommendation? Approximate difference: **\$750,000,000**



# Career and Technical Education



- Is there a weighted formula for career and technical education? **No. There are set-asides, such as section 61a, but there is no explicit weight.**
- Does the weighted formula match the School Finance Research Collaborative (SFRC) recommendation? **No**
- What is the difference between the current funding formula and the SFRC recommendation? Approximate difference: **\$42,300,000**





# Great Start Readiness Program



# Great Start Readiness Program (GSRP)

- Is there a dedicated funding amount per child for GSRP? **Yes**
- Does the dedicated funding amount match the School Finance Research Collaborative (SFRC) recommendation? **No**
- What is the difference between the current funding formula and the SFRC recommendation? Approximate difference at current rate of \$7250 for a full-day student experience: **\$394,600,000 more to fund 80% of all 4 year-olds.**
  - \$204,500,000 more to fund the remaining 28,208 4 year-olds eligible for GSRP services but not receiving GSRP services.
  - SFRC recommended an increase to \$14,155 per full-day student experience. This recommendation, if implemented, would require almost a doubling of the numbers above.



# Transportation



# Transportation

- Does the state provide funding for transportation? **No. There are set-asides for bus driver safety instruction and school bus inspections only.**
- Does the funding for transportation match the School Finance Research Collaborative (SFRC) recommendation? **No**
- What is the difference between the current funding and the SFRC recommendation? **Approximate difference: \$424,000,000**



# Summary

<b>Poverty</b>	<b>\$1,200,000,000</b>
English Learners	\$514,000,000
Students with disabilities	\$750,000,000
Career/Technical Education	\$42,300,000
All eligible GSRP students	\$204,500,000
Transportation	\$424,000,000
<b>Approximate additional funding needed</b>	<b>\$3,134,800,000</b>



# Efforts to Provide Adequate and Equitable Funding

## ≡ MDE's Education Equity Fund - \$37 million in grants


- ≡ Narrowing of the digital divide
- ≡ Mental health services and supports for children and adults

## ≡ Governor Whitmer executive budget proposals

- ≡ Special education: \$120 million (FY20), \$60 (FY21)
- ≡ Section 31a at-risk: \$102 million (FY20), \$60 million (FY21)
- ≡ GSRP: \$45 million (FY20), \$35.5 million (FY21)
- ≡ CTE: \$55 million (FY20)

## ≡ Previous legislative appropriations

- ≡ Section 31a: \$70 million (FY16), \$120 million (FY18)
- ≡ GSRP: \$65 million (FY14), \$65 million (FY15)



**Thank You!**

*Sheila Alles, Chief Deputy Superintendent*

*Kyle Guerrant, Deputy Superintendent  
of Finance and Operations*

