
M-STEP (2015)

PROFICIENCY RATES BY RACE/ETHNICITY

The Michigan Department of Education (MDE) has developed several preliminary analyses of 2015 M-STEP state-level data. State, district, and building-level aggregate data were publicly released on December 17, 2015 on the MI School Data web site (www.mischooldata.org). The following document contains information on statewide performance by racial/ethnic categories, as measured by percent proficiency at each grade level and subject area.

Figures were created to show proficiency rates by grade and subject for all race/ethnicity categories. The four **Proficiency Levels¹** are:

- **Advanced:** The student's performance exceeds grade level content standards and indicates substantial understanding and application of key concepts defined for Michigan students. The student needs support to continue to excel.
- **Proficient:** The student's performance indicates understanding and application of key grade level content standards defined for Michigan students. The student needs continued support to maintain and improve proficiency.
- **Partially Proficient:** The student needs assistance to improve achievement. The student's performance is not yet proficient, indicating a partial understanding and application of the grade level content standards defined for Michigan students.
- **Not Proficient:** The student needs intensive intervention and support to improve

achievement. The student's performance is not yet proficient and indicates minimal understanding and application of the grade level content standards defined for Michigan students.

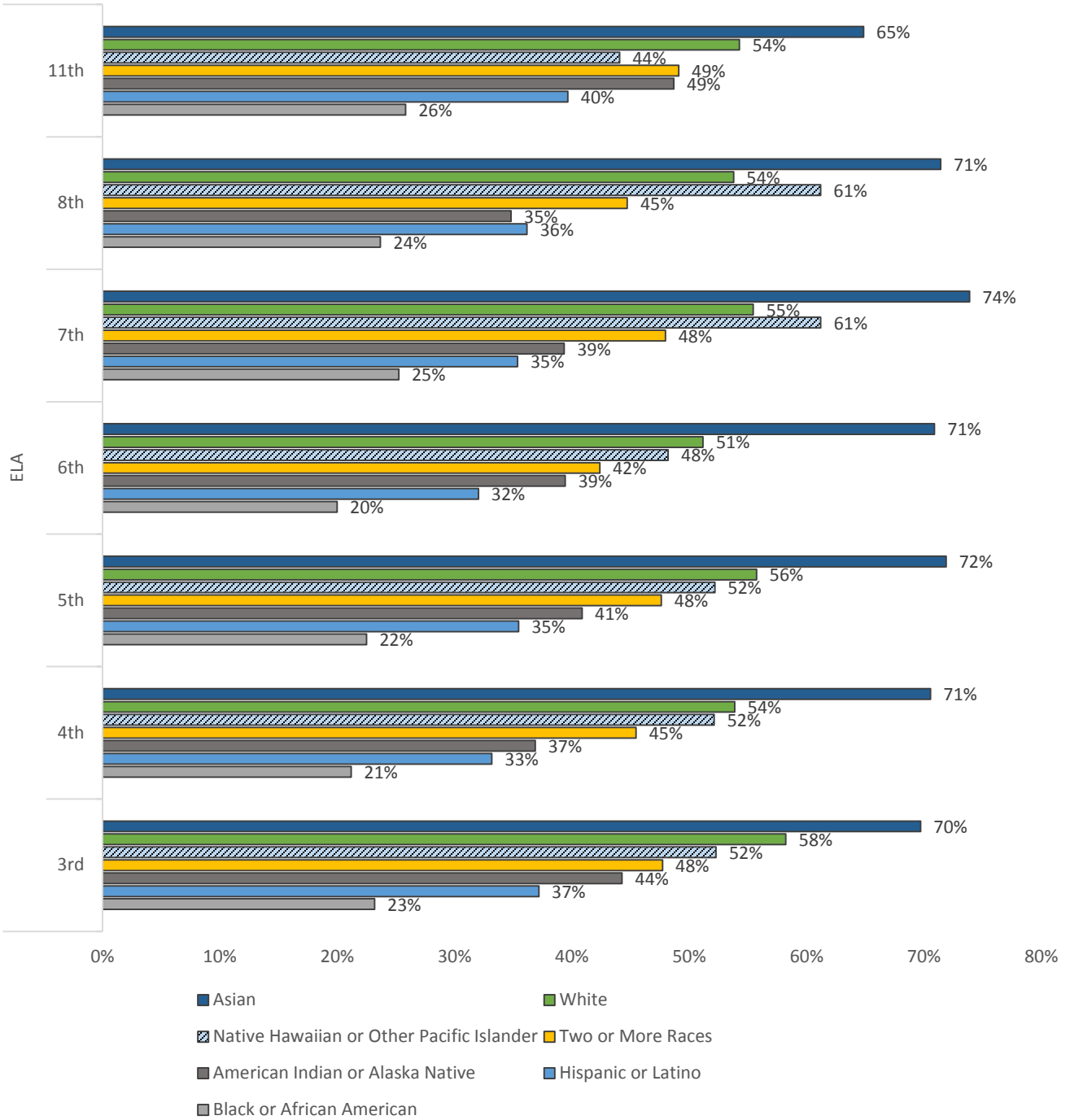
In the figures below, "percent proficient" includes all students in the "proficient" or "advanced" proficiency levels.

For each subject, the relative performance of the racial/ethnic groups remained relatively stable, with Asian students scoring highest and African-American students scoring lowest.

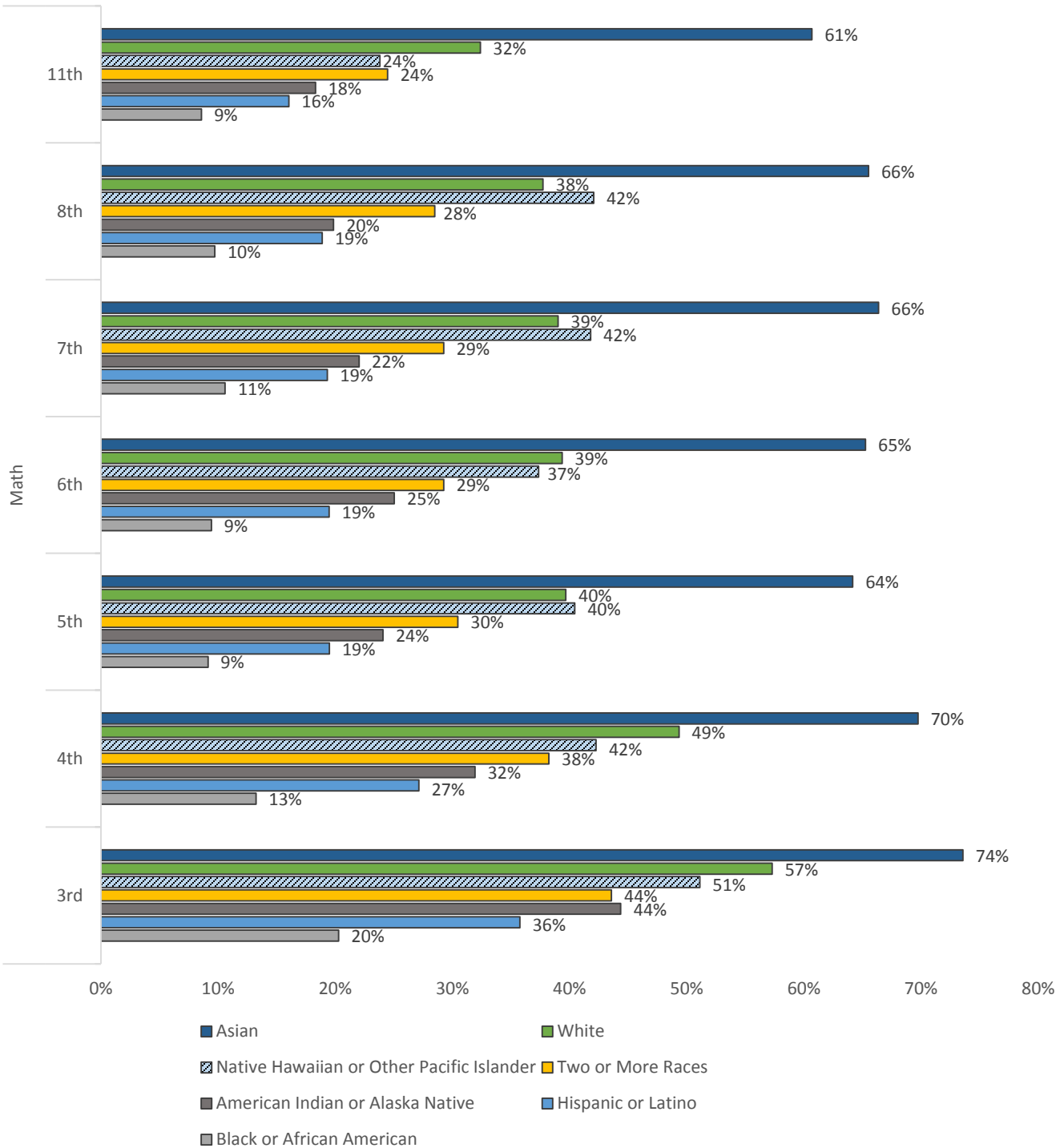
The patterns across grades and subjects are similar to those for the state as a whole.

¹ Source: Michigan Department of Education 2015 M-STEP and MME Performance Level (PL) Descriptors. January 2016

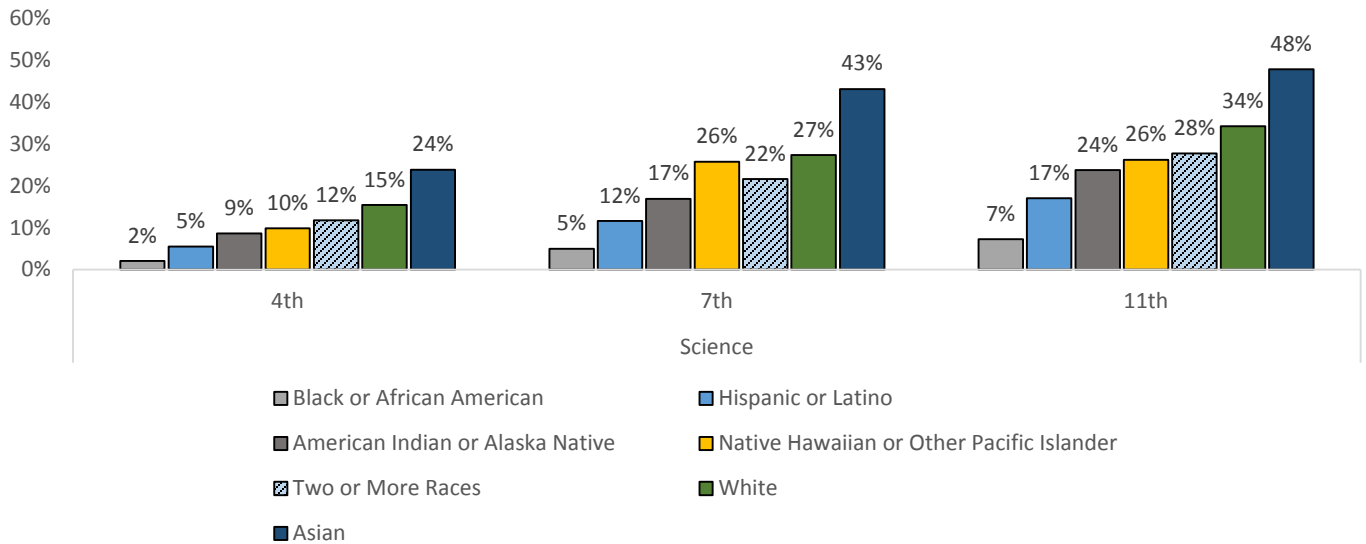
ELA Percent Proficient By Race/Ethnicity



Math Percent Proficient By Race/Ethnicity



Science Percent Proficient By Race/Ethnicity



Social Studies Percent Proficient By Race/Ethnicity

