

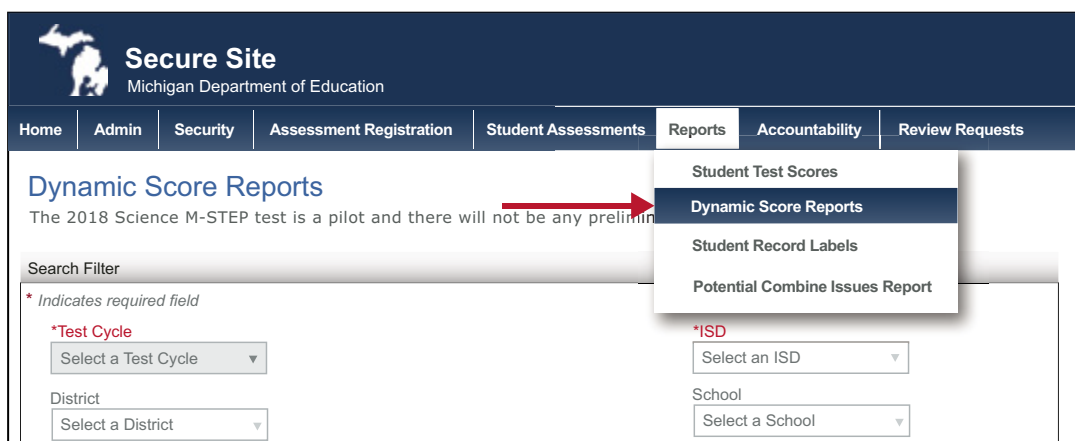


Spring 2019

Interpretive Guide to  
MI-Access  
Preliminary Reports

# Preliminary Student Roster

The Preliminary Student Roster for MI-Access allows users to view student preliminary scale scores, points earned, and subscores (claim, strand and/or discipline scores) by content area and grade. The report is available in the [OEAA Secure Site](http://www.michigan.gov/oeaa-secure) (www.michigan.gov/oeaa-secure) under the Reports section in the Dynamic Score Reports area and is accessible 48 hours after the completed subject is submitted online.



## NOTES ABOUT PRELIMINARY SCORES

- Scores presented in this report are preliminary and are subject to change.
- Preliminary scores are calculated using only machine-scored items available at the time the test is submitted.
- Scale scores, points earned, and performance data presented in this report should not be taken as a final evaluation of a student's performance.
- Preliminary scores do not include constructed response for Functional Independence (FI) Expressing Ideas items.
- The Preliminary Student Roster Report is for school use only and may not be shared with the public.
- Preliminary Report data should not be used for any high-stakes decisions (e.g. grade or course placement, curricular evaluations, teacher evaluations, etc.).

## NOTE ABOUT PRELIMINARY FI ELA: ACCESSING PRINT AND USING LANGUAGE SCORES

FI ELA claim 2 for grade 5 is not included for preliminary reports. This claim is covered in the FI Expressing Ideas test only and will be included in the final versions of reports. For preliminary reports however, grade 5, claim 2 will display a "NA."

## NOTE ABOUT SCORES MARKED "NOT CURRENTLY REPORTABLE"

There are several reasons why a test may not be reportable at the time of preliminary reporting. The reasons for scores listed as "Not Currently Reportable" are:

1. A student who is not marked as Special Education in the Michigan Student Data System (MSDS) cannot have a reportable MI-Access score. Please ensure that students are identified correctly in MSDS.
2. A student with incomplete, incorrect, or missing enrollment data in MSDS may not be reportable. Please ensure that the student a) has a UIC; b) is enrolled correctly in MSDS; and c) is enrolled in the correct grade in MSDS.
3. A student whose test is incomplete may not be reportable. For the most meaningful test results, it is suggested that assessment administrators encourage students to attempt to complete the entire test.
4. A student's test is not reportable if the student a) engaged in prohibited behavior or b) used a nonstandard accommodation.
5. The test for Supported Independence (SI) or Participation (P) students may not be reportable if BOTH the Primary and Shadow Assessment Administrator observation scores have not been entered in the online answer document.

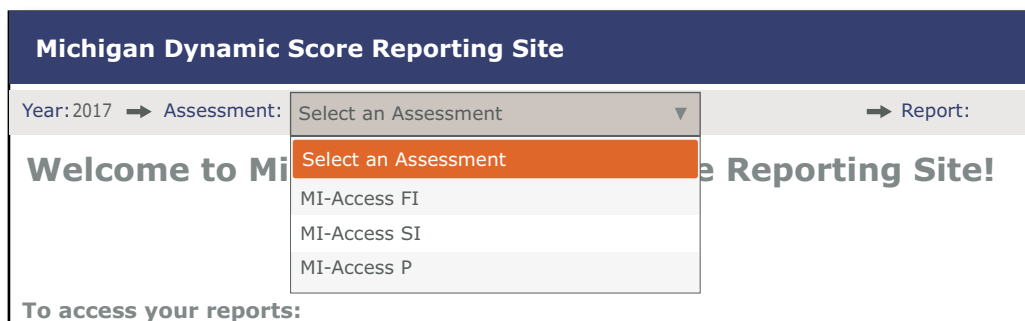
If the reasons for unreportable scores can be resolved, then the scores will appear.

## Report View

### Assessment Levels

There are three different levels of testing within MI-Access that may be selected by the user:

1. Functional Independence - FI
2. Supported Independence - SI
3. Participation - P



The screenshot shows the Michigan Dynamic Score Reporting Site interface. At the top, there is a dark blue header with the text "Michigan Dynamic Score Reporting Site". Below the header, there is a navigation bar with "Year: 2017" and "Assessment:" followed by a dropdown menu. The dropdown menu is open, showing the following options: "Select an Assessment", "MI-Access FI", "MI-Access SI", and "MI-Access P". To the right of the dropdown menu, there is a "Report:" button. Below the navigation bar, there is a large white area with the text "Welcome to Mi" and "e Reporting Site!". At the bottom of the white area, there is a link that says "To access your reports:".

## Report Selection

Users may then select the preliminary report from the dropdown menu.

The screenshot shows the Michigan Dynamic Score Reporting Site interface. At the top, it says "Michigan Dynamic Score Reporting Site". Below that, there are navigation options: "Year: 2017", "Assessment: MI-Access FI", and "Report: Welcome Page". There are also dropdown menus for "ISD: Demo ISD" and "District: Demo Public Schools District". A dropdown menu for "Report:" is open, showing "Welcome Page" (highlighted in orange) and "Preliminary Student Roster". Below the navigation is a large blue banner that says "Welcome to Michigan's Dynamic Score Reporting Site!"

## Score types available

1. Preliminary Scale Scores are provided for Functional Independence mathematics, science, and social studies.
2. For Functional Independence ELA, and all Supported Independence and Participation scores, the report shows points earned out of points possible.

## Report Layout

The report is divided into four main sections:

- A. An alphabetical listing of the selected students
- B. Overall content performance in a table format
- C. Overall content performance in a graphical format
- D. Subscore performance (claim, strand, or discipline scores) in a graphical or table format

The screenshot shows the Michigan Dynamic Score Reporting Site interface for a Preliminary Student Roster report. At the top, it says "Michigan Dynamic Score Reporting Site" and "Welcome Jane Doe Choose Application". Below that, there are navigation options: "Year: Spring 2017", "Assessment: MI-Access FI", "Report: Preliminary Student Roster", and "Actions: Choose an Action". There are also dropdown menus for "ISD: Demo ISD", "District: Demo District", and "School: Demo Elementary School". Below the navigation is a large blue banner that says "Preliminary Student Roster | Demo Elementary School | Grade 04 | MI-Access Functional Independence". Below the banner is a section titled "English Language Arts: Accessing Print and Using Language". Below that is a table showing "Preliminary Points Earned/Points Possible". The table has columns for "Students", "Points", and "Preliminary Points Earned/Points Possible". The "Points" column has a value of 16 for "Student: Demo A". The "Preliminary Points Earned/Points Possible" column has a value of 8/20 for "Student: Demo A". There are also columns for "Students can comprehend text in increasing complexity", "Students can produce writing for a range of purposes and audiences", "Students use communication for a range of purposes and audiences", and "Students can investigate topics and present information".

Students	Points	Preliminary Points Earned	Preliminary Points Possible	Students can comprehend text in increasing complexity	Students can produce writing for a range of purposes and audiences	Students use communication for a range of purposes and audiences	Students can investigate topics and present information
Student: Demo A	16	8/20	1/2	3/4	3/4		

Science			Preliminary Points Earned/Points Possible						
Preliminary Scale Score Range									
Students ▲ (Total = 1)	Preliminary Scale Score	Preliminary Margin of Error	Preliminary Scale Score Range						
			2300-2399 Below Benchmark	2400-2479 Above Benchmark	Constructing New Scientific Knowledge	Reflecting on Scientific Knowledge	Using Life Science Knowledge	Using Physical Science Knowledge	Using Earth Science Knowledge
Student, Demo A	2437	(±)17			2/2	1/2	13/13	10/12	6/6

### **A** Selected Students:

Students in the selected assessment are displayed in ascending alphabetical order by last name, then first name. The sort sequence may be changed to sort in descending alphabetical order. The following information is displayed in this section:

1. Number of students displayed in the student roster. This represents all students who completed testing in the selected student population including students with invalid tests.
2. Student Name as last name, first name, middle initial.

The following additional information may be obtained by clicking on the information icon **i**:

1. Unique Identification Code (UIC)
2. Date of Birth (DOB)

UIC 0000000000 | DOB 11/24/20XX

The list of students displayed on the Preliminary Student Roster can be customized using the following filters:

- Grade
- Content Area
- Students

### **B** Overall Content Performance (Table Format)

Content performance is displayed in two different formats:

1. Where it is appropriate the Preliminary Scale Score and margin of error will be displayed.
2. For all other subjects and tests, the total number of points earned will be displayed.

The scale score and points earned are sortable. Sorting by these scores will result in a list of the selected students in order of score (ascending or descending depending on sort selection).

## C Overall Content Performance (Graphical Format)

The performance data for each student is also displayed in a horizontal color bar graph format. For subjects/tests in which a Preliminary Scale Score (mathematics, science, and social studies) is available, color-coded lines indicate the range of scores for above and below the score benchmark. The Preliminary Scale Score is indicated by a vertical line, surrounded by a gray oval in brackets that shows the estimated range of final scores possible. The width of the oval representing the student score shows the Margin of Error. In addition, the ranges for above and below the benchmark are provided in the legend.

For all other subjects and tests, a horizontal blue bar will indicate the number of points earned. A point range legend appears at the top of the chart.

## D Content Subscore (Claim, Strand, or Discipline) Performance

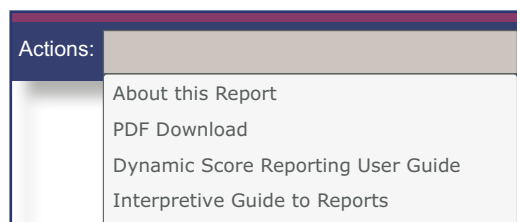
Each claim (for mathematics and ELA), strand (for science) or discipline (for social studies) has a column to the right of the overall content performance area. Each subscore column shows a count of points earned out of points possible.

The subscore columns are sortable. Sorting by a subscore will result in a list of the selected students ordered by proportion of points earned.

## Actions Menu

The Actions button appears after a report is generated, and contains the following options for the Preliminary Student Roster:

1. About this Report (a document describing the components of the report)
2. PDF Download (This allows you to review as a separate document and print if needed)
3. Dynamic Score Reporting User Guide
4. Interpretive Guide to Reports



## About the Data:

- This report is a list of students with scores represented for a selected assessment type, grade, and content.
- This report includes FI online test takers and P/SI score submissions only.
- This report does NOT include the FI Expressing Ideas scores.
- This report does not include Homeschooled students.
- Overall performance for FI mathematics, science, and social studies is marked on the graphic to indicate the student's overall performance and margin of error.
- Overall performance for FI ELA points earned is indicated on the graphic by a blue horizontal bar.
- Overall performance for P/SI points earned for each subject is indicated on the graphic by a blue horizontal bar.
- Each color band of the scale score graphic indicates performance above or below the score benchmark (FI mathematics, science, and social studies).
- Preliminary claim, strand, and discipline data provide performance information for claims within each subject.

## Data Definitions:

- **Claim:** Claims are used as a means to organize content expectations for English language arts and mathematics.
- **Discipline:** Disciplines are used as a means to organize content expectations for social studies.
- **Strand:** Strands are used as a means to organize content expectations for science.
- **Margin of Error:** Educational measurements are attempts to capture a student's true score, or ability, in the area being assessed. The margin of error around the student score is an estimate of the range of scores one would expect if the student was to be measured repeatedly with parallel assessments. Because the preliminary score is based on a limited set of items, the margin of error is larger than it would be for final score reporting.
- **Raw Score:** Points earned/total points possible. Raw scores are not comparable across different forms of the test.
- **Preliminary Scale Score:** Preliminary scale scores are test scores that have been statistically adjusted to a common scale that allows scores to be compared across different forms of the test.

**Privacy Notice: The Preliminary Student Roster Report contains federally protected student information. This report must be used in accordance with the Family Educational Rights and Privacy Act (FERPA).**