



Michigan Flu Focus

Weekly Influenza Surveillance Report



Editor: Seth Eckel, MPH
Co-Editor: Macey Ladisky

Editor Email: EckelS1@michigan.gov

January 4, 2018

Vol. 15; No. 11

Week Ending December 23, 2017 | WEEK 52

Michigan Influenza Activity
No Activity
Sporadic
Local
<u>Regional</u>
Widespread

*Clicking on the current activity level will direct you to the CDC webpage defining each activity level for the geographic spread of influenza

Influenza-associated Pediatric Mortality

No pediatric influenza deaths have been reported to date to MDHHS during the 2017-2018 flu season. Nationally, twelve (12) influenza-associated pediatric deaths have been reported thus far for the 2017-2018 flu season.

Updates

Jalyn Ingalls has taken a new position, and will no longer be coordinating the ILINet Sentinel program. The Flu Surveillance Team at MDHHS will be coordinating all aspects of the MI Flu Focus publication and Seth Eckel (EckelS1@michigan.gov) will be the primary contact person until a new Flu Outreach Coordinator is hired.

FluBytes

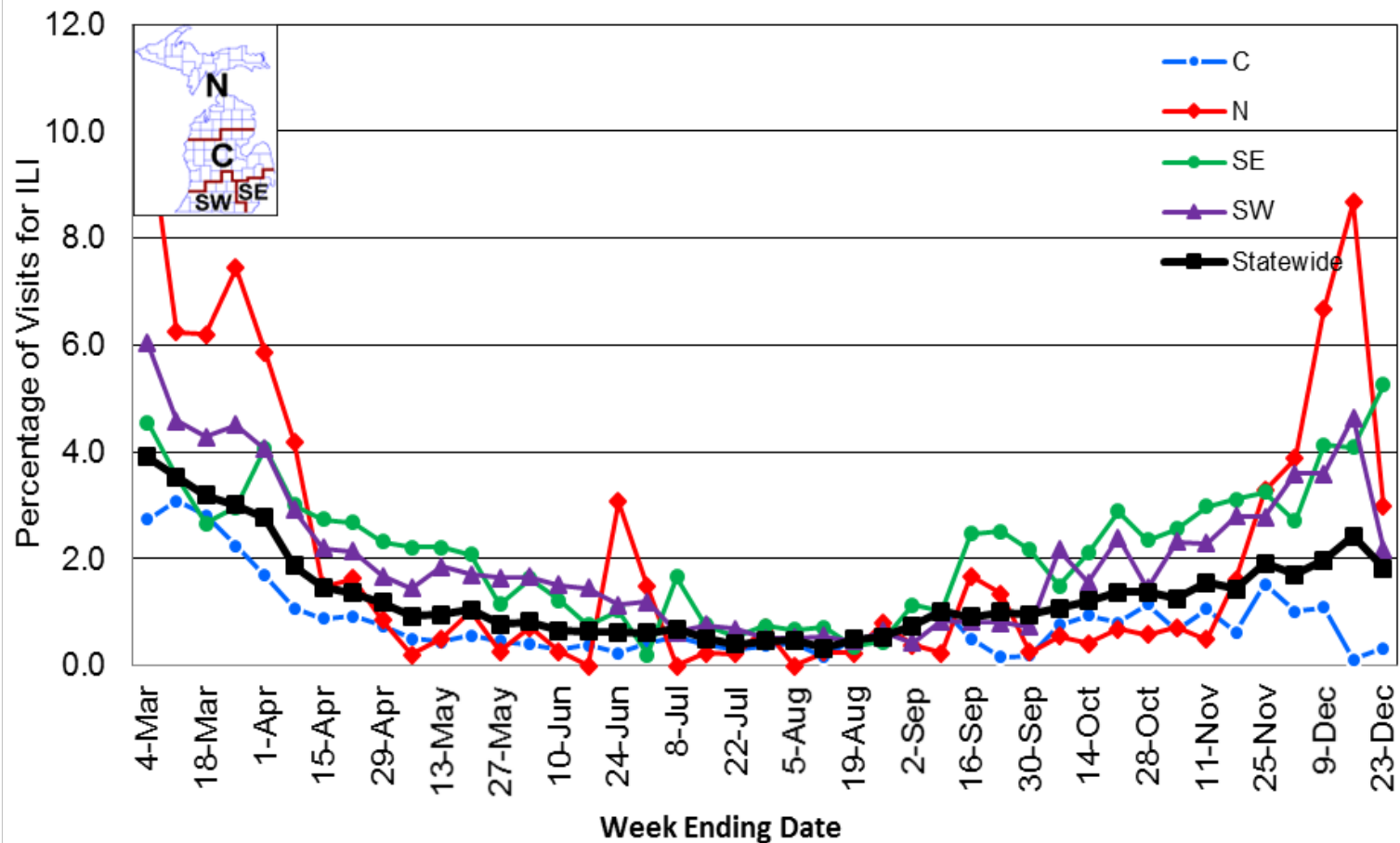
- [Jump in H3N2 Flu Prompts CDC Warning, Antiviral Reminder](#)
- [Seasonal Influenza A \(H3N2\) Activity and Antiviral Treatment of Patients with Influenza](#)
- [Six Countries Report More Avian Flu Outbreaks](#)

Sentinel Provider Surveillance

- Number of reports by region: 32 total [C(9), N(2), SE(14), SW(7)]
- Proportion of visits due to ILI: ↓ 1.8 % (regional baseline*: 1.8%)
- A total of 70 patient visits due to ILI were reported out of 3,828 office visits

*Regional baseline is developed by calculating the mean percentage of patient visits for ILI during non-influenza weeks for the previous three seasons and adding two standard deviations.

Percentage of Visits for Influenza-like Illness (ILI)
Reported by Sentinel Providers, Statewide and Regions
2016-17 and 2017-18 Flu Seasons



**Become a Sentinel
Provider! Contact:**
EckelS1@michigan.gov

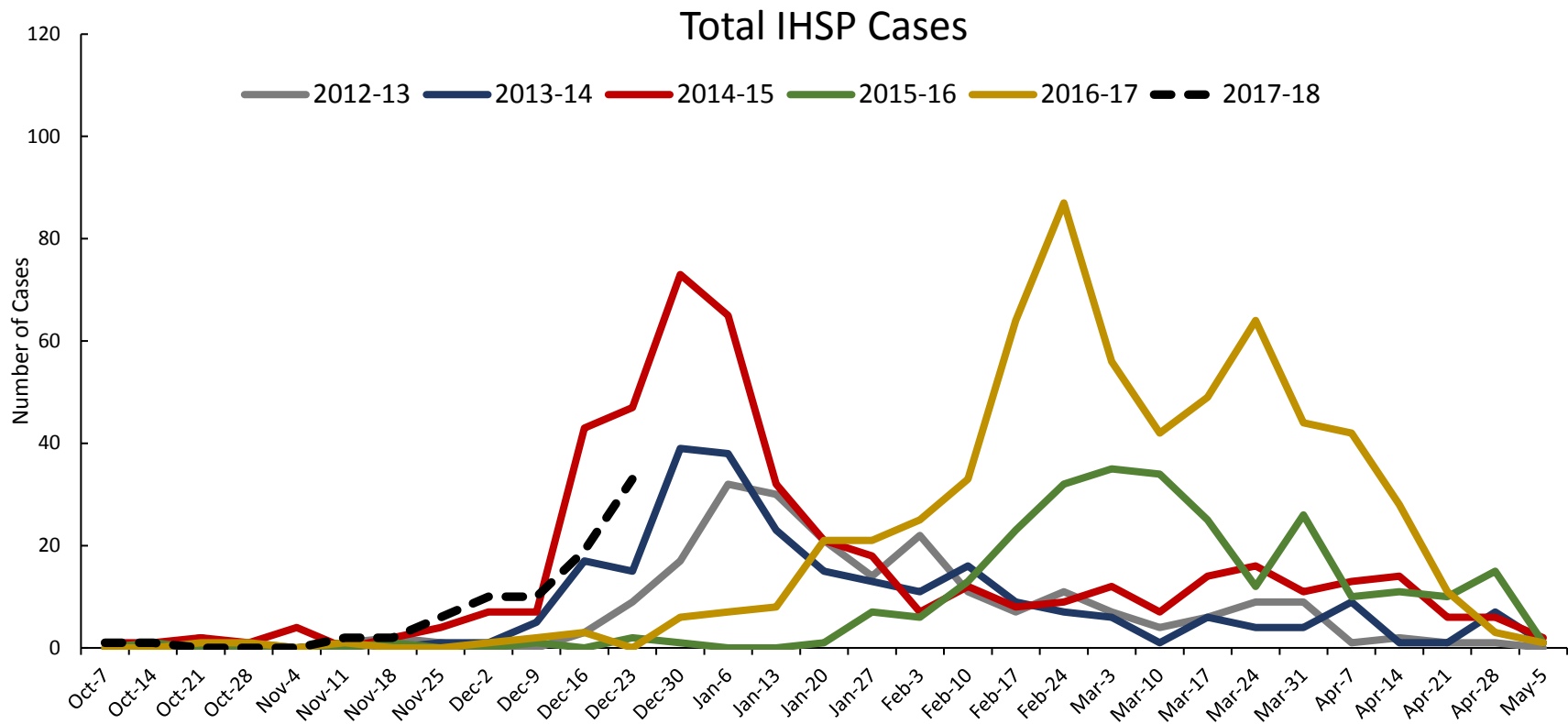
National Surveillance

In the United States,
5.0% of outpatient
visits were due to
influenza-like illness,
which is above the
national baseline of
2.2%.

Influenza-related Hospitalization Surveillance

Influenza Hospitalization Surveillance Project

The CDC Influenza Hospitalization Surveillance Project (IHSP) provides population-based rates of hospitalization due to severe influenza-related illness through active surveillance and chart review of lab-confirmed cases from Oct. 1, 2017 until Apr. 30, 2018, for Clinton, Eaton, Ingham, Genesee, and Washtenaw counties. Since Oct. 1, there have been a total of **84 (7 pediatric, 77 adult)** influenza-related hospitalizations reported in the catchment area for the 2017-2018.



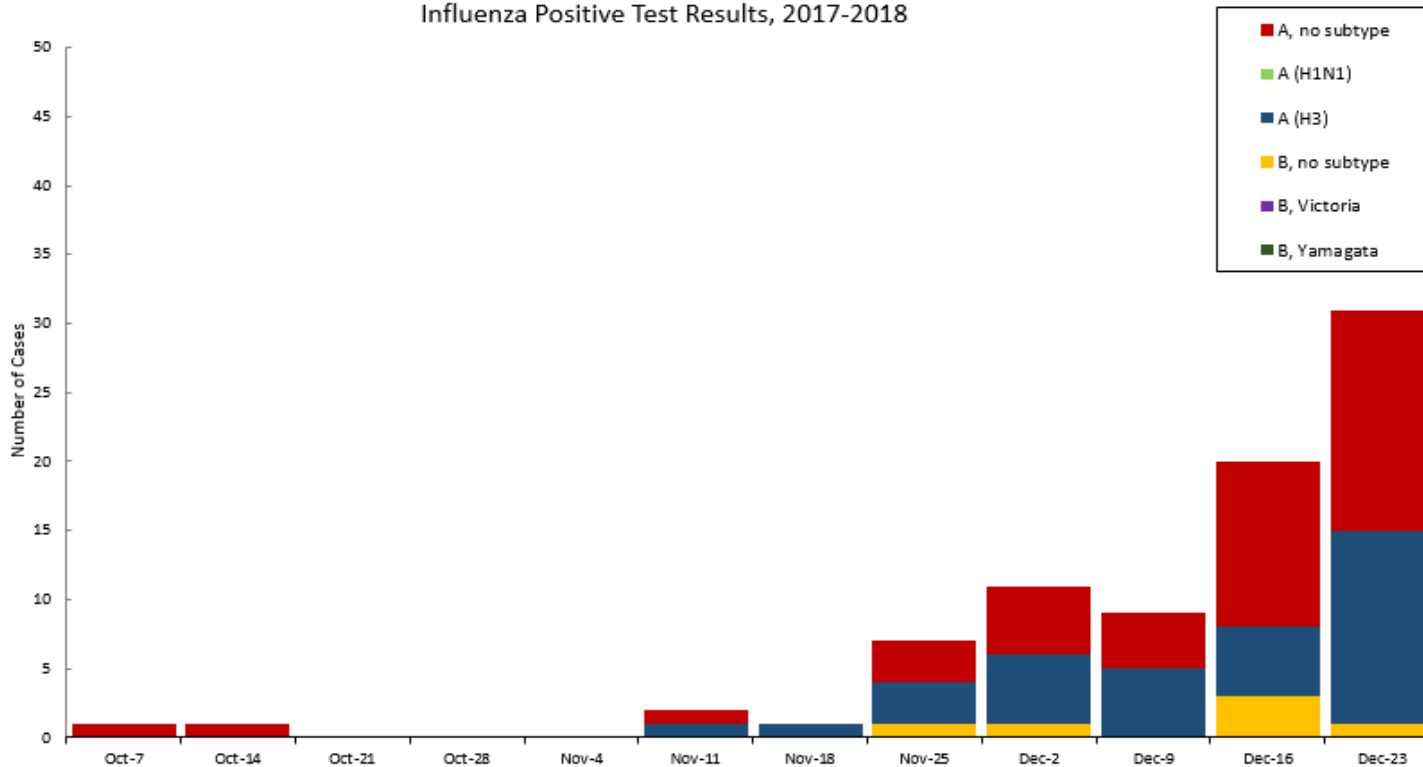
Genesee County was added in 2012-2013
Washtenaw County was added in 2017-2018

Laboratory Surveillance

MDHHS Bureau of Laboratories reported 41 new positive influenza results (35 A/H3, 1 A/H1 & 5 flu B) during this time period. A total of 210 positive influenza results have been reported for the 2017-18 season. Nine (9) sentinel clinical labs (2SE, 2SW, 5C, 0N) reported influenza testing results that are located in the box to the right.

Respiratory Virus	# Positive Respiratory Virus Results by Region				Total
	C	N	SE	SW	
2009 A/H1N1pdm	0	0	7	1	8
Influenza A/H3	56	19	68	27	170
Influenza B	4	4	21	3	32

Influenza Positive Test Results, 2017-2018



Sentinel Clinical Lab Activity

SE Region

- Increasing Influenza A
- Sporadic/low influenza B
- Slightly increased Parainfluenza
- Increased RSV
- Low Adenovirus
- Low hMPV

Central Region

- Low or increasing Influenza A
- Sporadic/low influenza B
- Slightly increased Parainfluenza
- Low to slightly increased RSV
- Sporadic Adenovirus
- Low hMPV

SW Region

- Increasing Influenza A
- Sporadic Influenza B
- Low Parainfluenza a
- Increasing RSV
- Sporadic/low Adenovirus
- Sporadic/low hMPV

North Region

- No data available

Congregate Setting Outbreaks of Viral Respiratory Illness

There were 12 new respiratory outbreaks reported to MDHHS during this time period, respiratory outbreaks for the 2017-2018 season are listed in the table below.

Facility Type	C	N	SE	SW	Total	2015-2016 Total	2016-2017 Total
Schools: K-12 & College	2				2	10	25
Long-term Care / Assisted Living Facility	13	7	5	4	29	60	138
Healthcare Facility						11	23
Daycare	1				1	2	3
Homeless Shelter						0	1
Correction Facilities						2	2
Other (Church, Gym, Unknown)						2	3
Total	16	7	5	4	32	87	195

Did you know?

Congregate setting outbreaks of viral respiratory illnesses are required to be reported to your local health department? See http://www.michigan.gov/documents/mdch/Influenza_Guidance_for_Healthcare_Providers_2015-2016_503396_7.pdf

For questions or to be added to the distribution list, please contact Seth Eckel at EckelS1@michigan.gov

MDHHS Contributors

Bureau of Family Health Services

Bureau of Epidemiology and Population Health – S. Bidol, MPH, S. Eckel, MPH, S. Kim, MPH, M. Ladisky

Bureau of Labs – B. Robeson, MT, V. Vavricka, MS