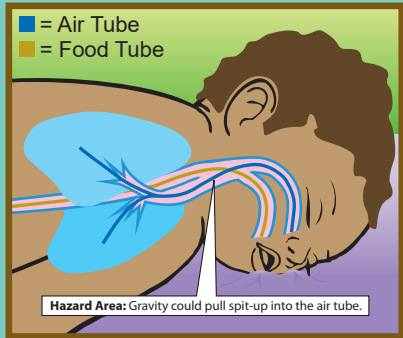
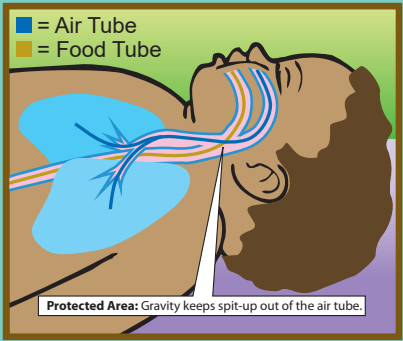


Lay your baby on the back.



Babies are actually safer on their backs.


When a baby is on his or her back, the air tube is on top of the food tube. When baby spits up, liquid flows back into the stomach, not the lungs. When baby is on his or her stomach, fluid can pool at the opening of the air tube and may cause choking.

Feeding

Breastfeeding is recommended. Moms and dads, no matter how you feed your baby, use these tips to support your baby safely sleeping:

- Share your room, not your bed.
- Be sure that baby has his or her own bed to sleep in.
- Set a timer when feeding so if you fall asleep, you can put your baby back in his bed.

Lots of people love your baby. Strongly encourage everyone who helps take care of your baby to have your baby's back and practice safe sleep.



If you need help or feel overwhelmed, talk with your healthcare provider to create a plan that is best for you and your baby.

Help Is Here

Contact your local health department:

Connect with a home visiting program:

Call 211

Call the Michigan Tobacco Quitline at 800-QUIT-NOW (784-8669)

Learn more about infant safe sleep at Michigan.gov/SafeSleep

Created in partnership with the Greater Detroit Area Health Council (GDAHCC).

The Michigan Department of Health and Human Services will not exclude from participation in, deny benefits of, or discriminate against any individual or group because of race, sex, religion, age, national origin, color, height, weight, marital status, gender identification or expression, sexual orientation, partisan considerations, or a disability or genetic information that is unrelated to the person's eligibility.

MDHHS-Pub-1281-C (Rev. 9-21)

Baby, We've Got Your Back



Every **three days** a baby in Michigan dies sleeping in an unsafe place or position.


Baby, We've Got Your Back

I love to keep you close to me,
But for right now you have to be
Safely in your crib instead
Of being with me in my bed.
This for sure may be a test,
But this is how we both should rest.

Sleep Routine



Create a Safe Space to Sleep



Remove soft bedding (pillows, blankets, crib bumpers) and keep out of baby's reach.



Remove toys, stuffed animals and any loose cords or strings.



Use a sleep sack instead of a blanket to keep your baby warm.



Only use car seats in the car.



Maintain a smoke-free environment.

Share your room,
not your bed.

