

Document Management Portal

HTML5 Configurations

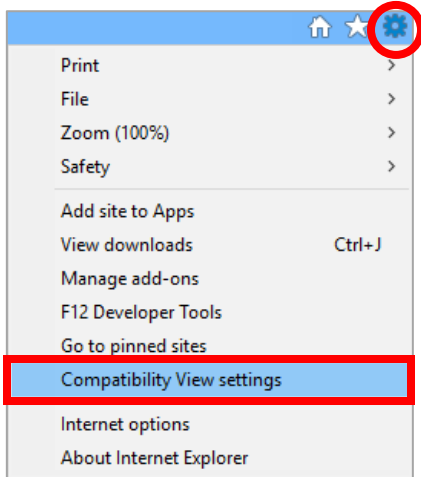
A new document viewer is now available in the Document Management Portal (DMP). This new viewer is web based and will eliminate the need for Java, which is the current viewer used.

Users may have Michigan.gov listed as a website under their Compatibility View Settings in Internet Explorer (IE). Follow the below steps, prior to using the new web based DMP, to remove the michigan.gov website from the compatibility view.

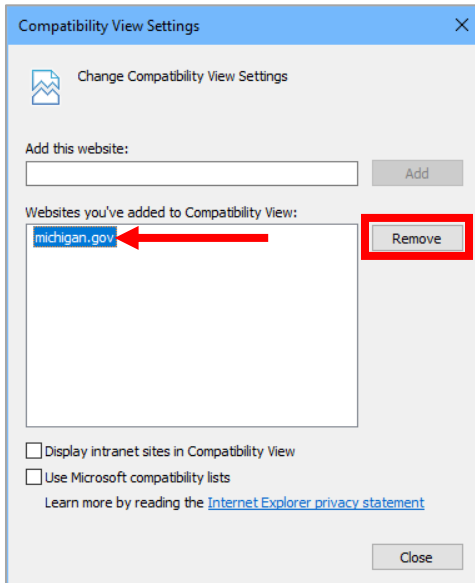
These changes will not need to be made in Microsoft Edge, Google Chrome or Mozilla.

Steps to remove michigan.gov from the Compatibility View Setting in Internet Explorer:

1. Open Internet Explorer >> click on Tools (or the gear icon in the upper right-hand corner) >> select Compatibility View Settings.



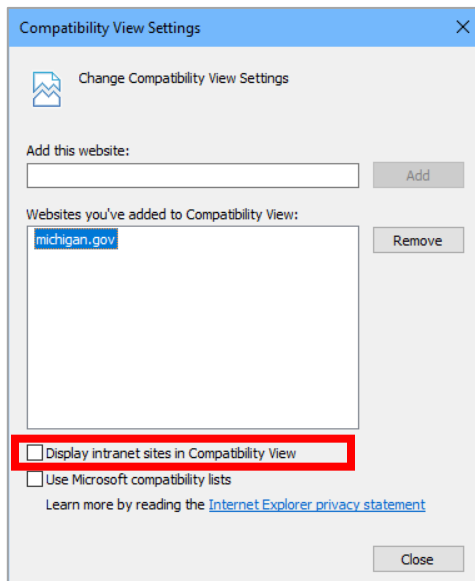
2. A new window will display.



3. Select michigan.gov from the “Websites you’ve added to Compatibility View:” box click Remove, click Close.

- a. If michigan.gov is not present in the 2nd box, then no change is required.
- b. **You may have to refresh your cache by clicking Ctrl + F5.**

4. Make sure the “Display intranet sites in Compatibility View” checkbox is unchecked.



Contact Provider Support for further assistance providersupport@Michigan.gov or phone 1-800-292-2550.