

## Flint Waiver Progress Report

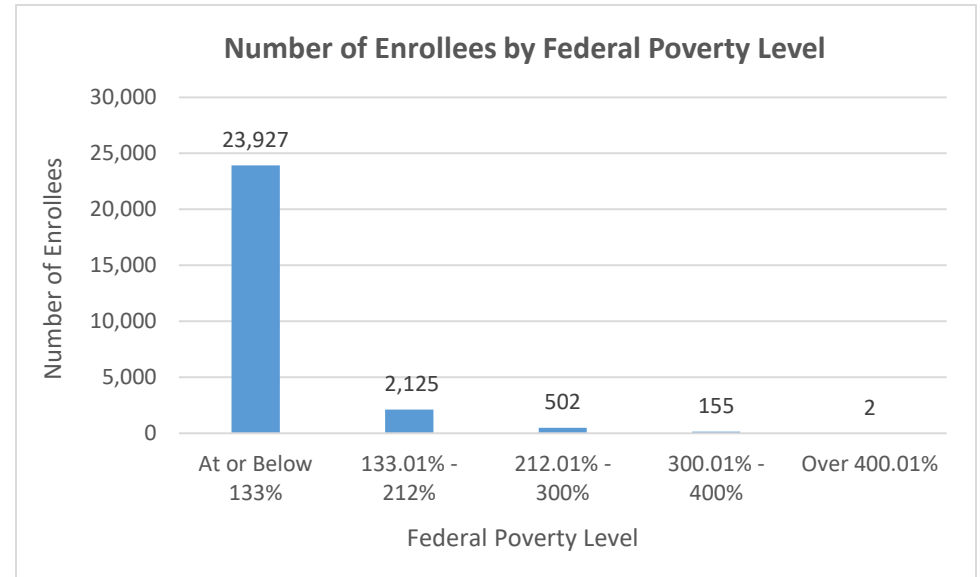
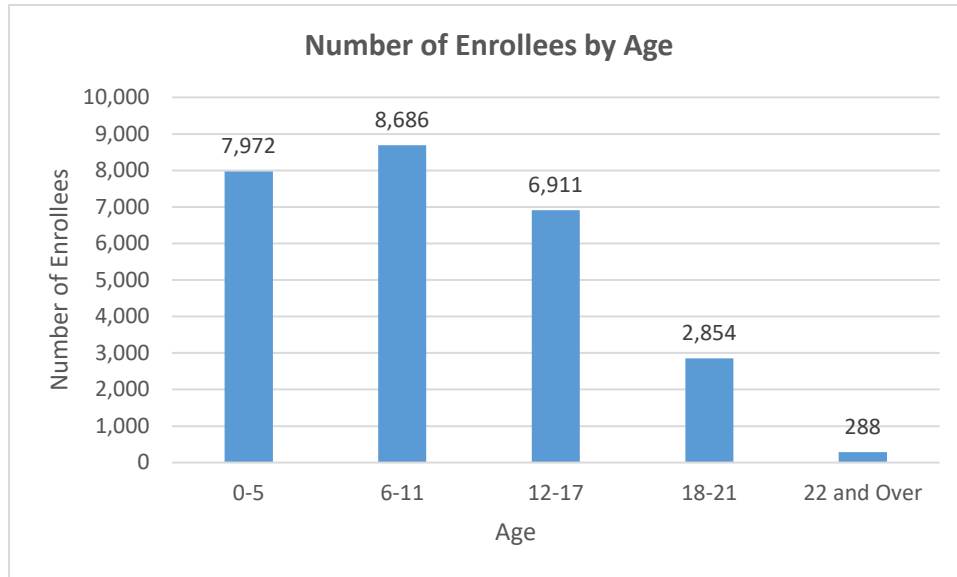
Tuesday, October 30, 2018

**TOTAL ENROLLEES: 26,711**

### Enrollment Breakdown

Gender		Pregnant Women and Under 21	
Male	13,429	Pregnant Women	425
Female	13,282	Under 21	26,286

Existing and New Enrollees		Type of Coverage	
Existing*	23,125	Full Coverage	26,665
New	3,586	Limited Coverage	35
<i>*Existing refers to people already enrolled as of 5/9/2016.</i>		Spenddown	11

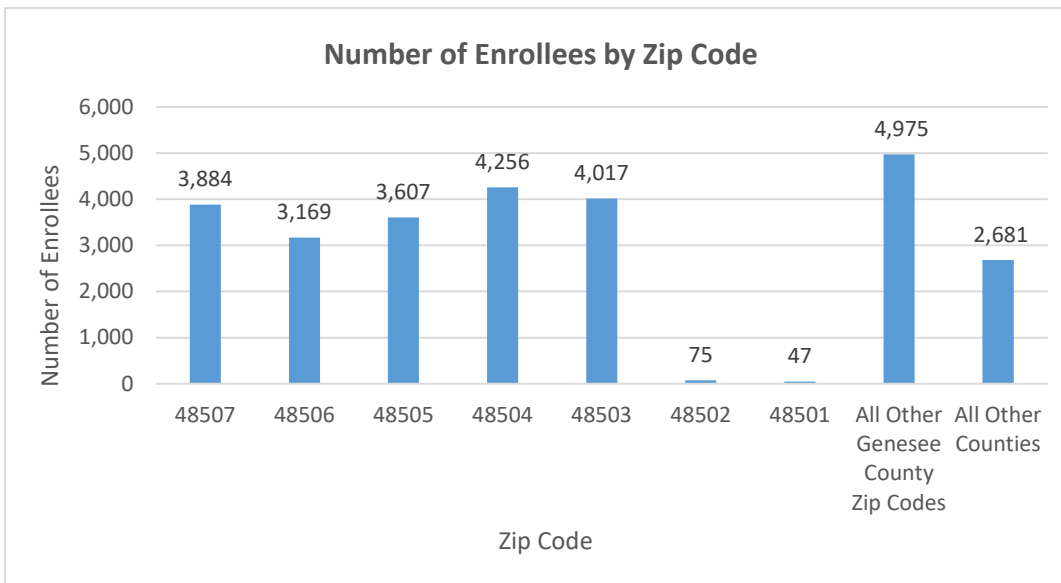
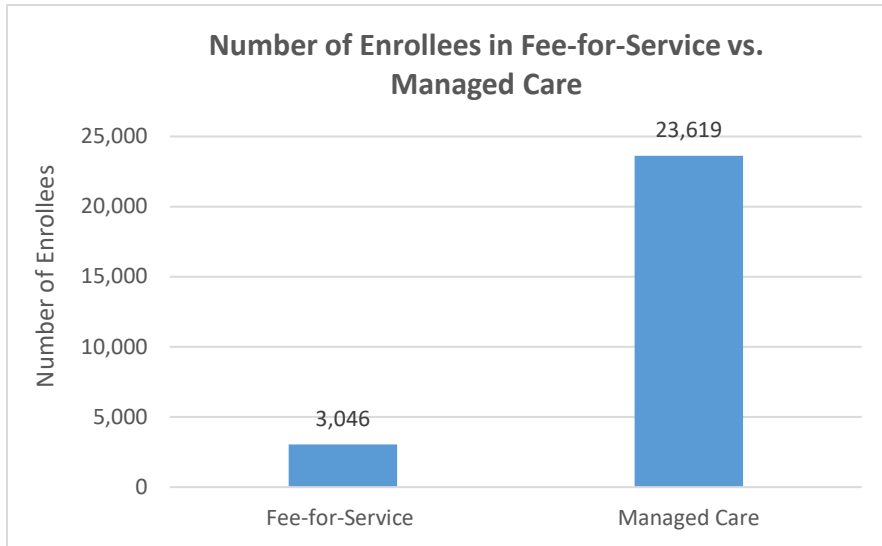


## Flint Waiver Progress Report

Tuesday, October 30, 2018

### Health Plan Enrollment

Health Plan	Number of Enrollees	Percent of Total Enrollment
Aetna Better Health of Michigan	7	0.0%
Blue Cross Complete of Michigan	2,397	10.1%
HAP Midwest Health Plan	317	1.3%
Harbor Health Plan	2	0.0%
McLaren Health Plan	5,722	24.2%
Meridian Health Plan of Michigan	5,382	22.8%
Molina Healthcare of Michigan	8,832	37.4%
Priority Health Choice	41	0.2%
Total Health Care	27	0.1%
United Healthcare Community Plan	871	3.7%
Upper Peninsula Health Plan	21	0.1%



### Application and Applicant Data (since 5/9/16)

<b>Total Applications</b>	<b>24,017</b>
<b>Applicant Data</b>	
Applicants approved	9,187
Applicants approved for other Medicaid health care programs	13,151
Applicants pending	12
Applicants denied	34,558
<b>Total Applicants</b>	<b>56,908</b>

*Application data is a running total and will not match enrollment data referenced on page 1 due to data system variances and normal monthly enrollment changes.*