

Flint Waiver Progress Report

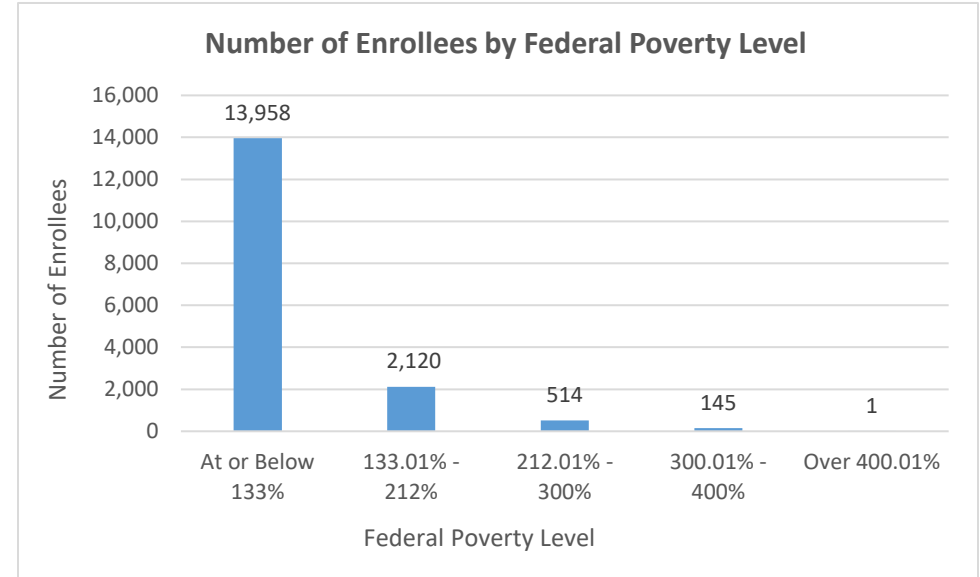
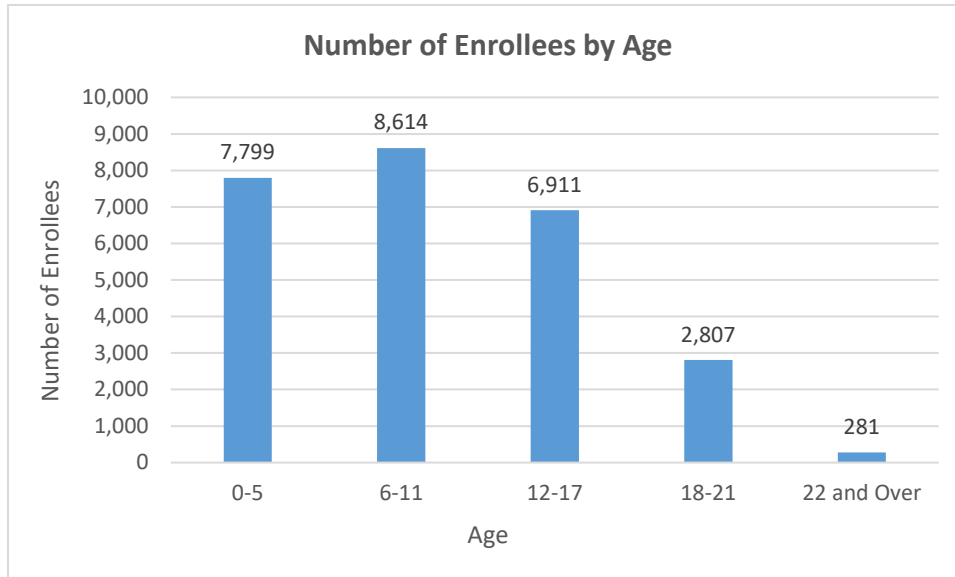
Tuesday, November 27, 2018

TOTAL ENROLLEES: 26,412

Enrollment Breakdown

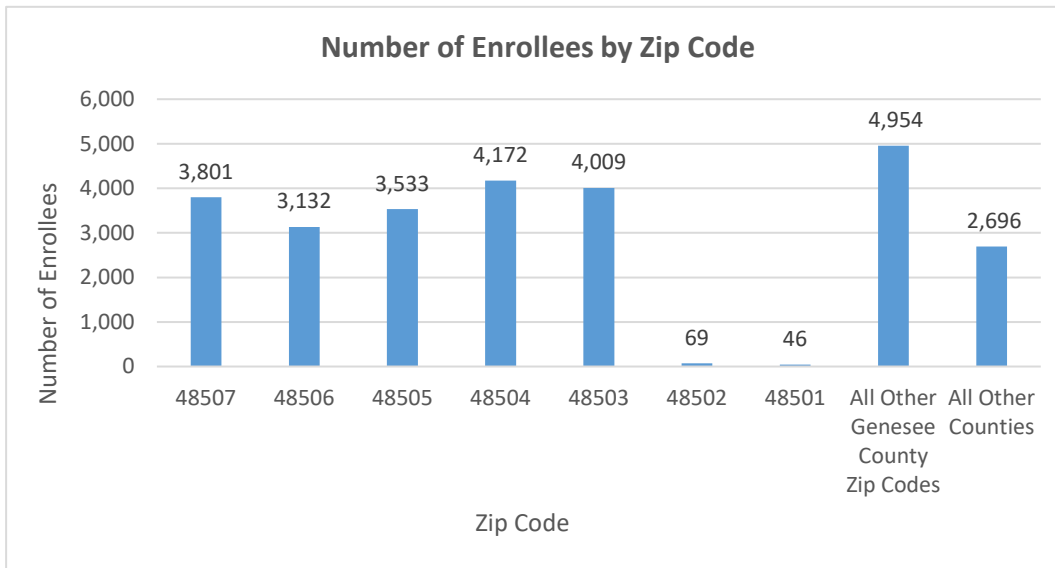
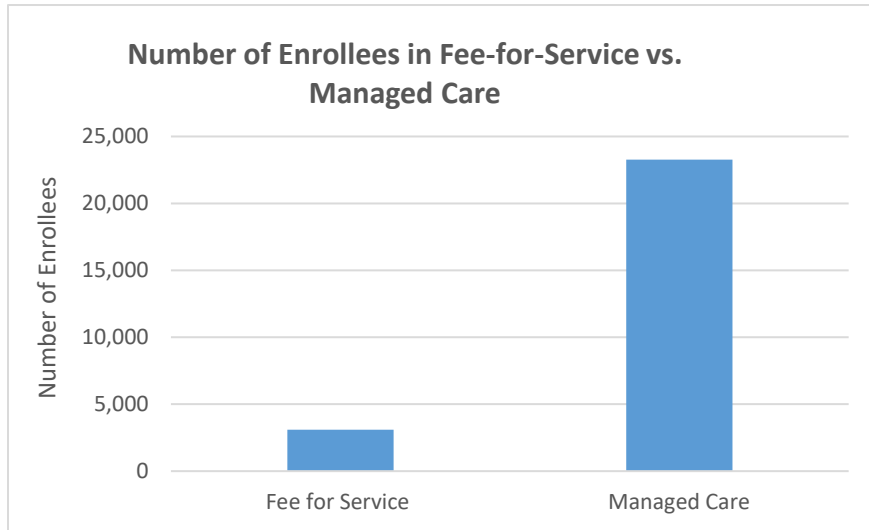
Gender		Pregnant Women and Under 21	
Male	13,326	Pregnant Women	423
Female	13,086	Under 21	26,412

Existing and New Enrollees		Type of Coverage	
Existing*	22,776	Full Coverage	26,370
New	3,636	Limited Coverage	34
<i>*Existing refers to people already enrolled as of 5/9/2016.</i>		Spenddown	8



Health Plan Enrollment

Health Plan	Number of Enrollees	Percent of Total Enrollment
Aetna Better Health of Michigan	7	0.0%
Blue Cross Complete of Michigan	2,394	10.3%
HAP Midwest Health Plan	312	1.3%
Harbor Health Plan	1	0.0%
McLaren Health Plan	5,596	24.0%
Meridian Health Plan of Michigan	5,295	22.7%
Molina Healthcare of Michigan	8,697	37.4%
Priority Health Choice	42	0.2%
Total Health Care	28	0.1%
United Healthcare Community Plan	890	3.8%
Upper Peninsula Health Plan	20	0.1%



Application and Applicant Data (since 5/9/16)

Total Applications	24,208
Applicant Data	
Applicants approved	9,353
Applicants approved for other Medicaid health care programs	13,190
Applicants pending	15
Applicants denied	36,161
Total Applicants	58,689

Application data is a running total and will not match enrollment data referenced on page 1 due to data system variances and normal monthly enrollment changes.