

Flint Waiver Progress Report

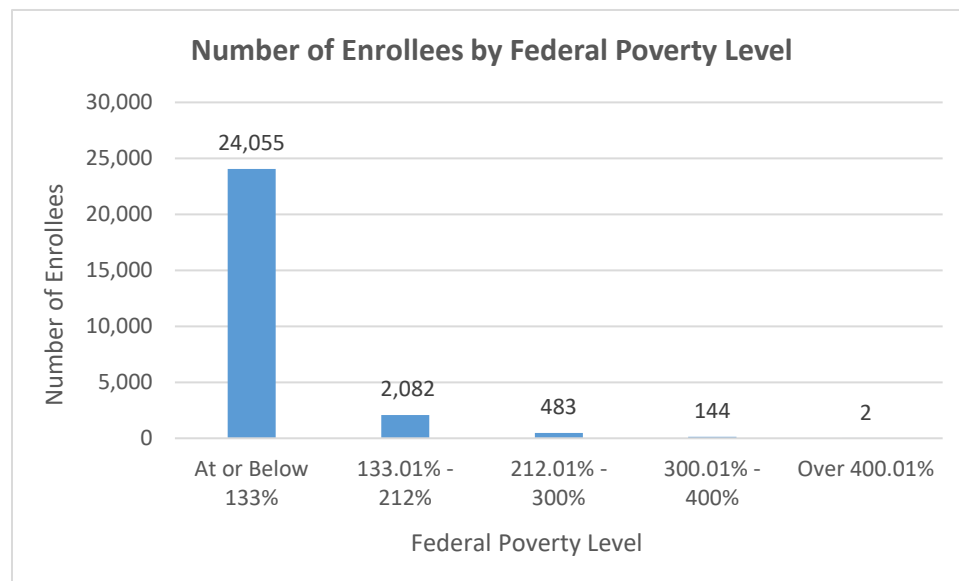
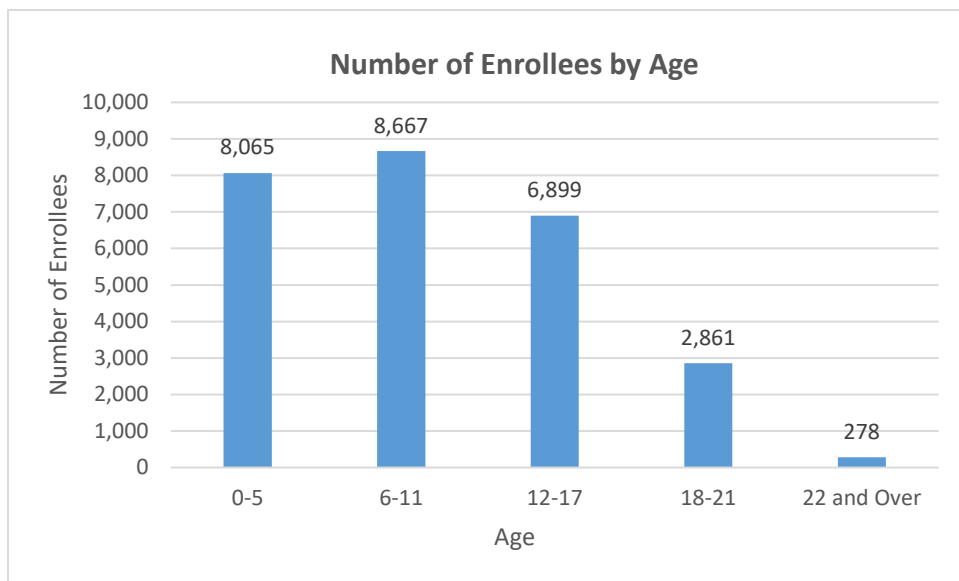
Tuesday, September 25, 2018

TOTAL ENROLLEES: 26,770

Enrollment Breakdown

Gender		Pregnant Women and Under 21	
Male	13,476	Pregnant Women	417
Female	13,294	Under 21	26,353

Existing and New Enrollees		Type of Coverage	
Existing*	23,253	Full Coverage	26,723
New	3,517	Limited Coverage	34
<i>*Existing refers to people already enrolled as of 5/9/2016.</i>		Spenddown	13

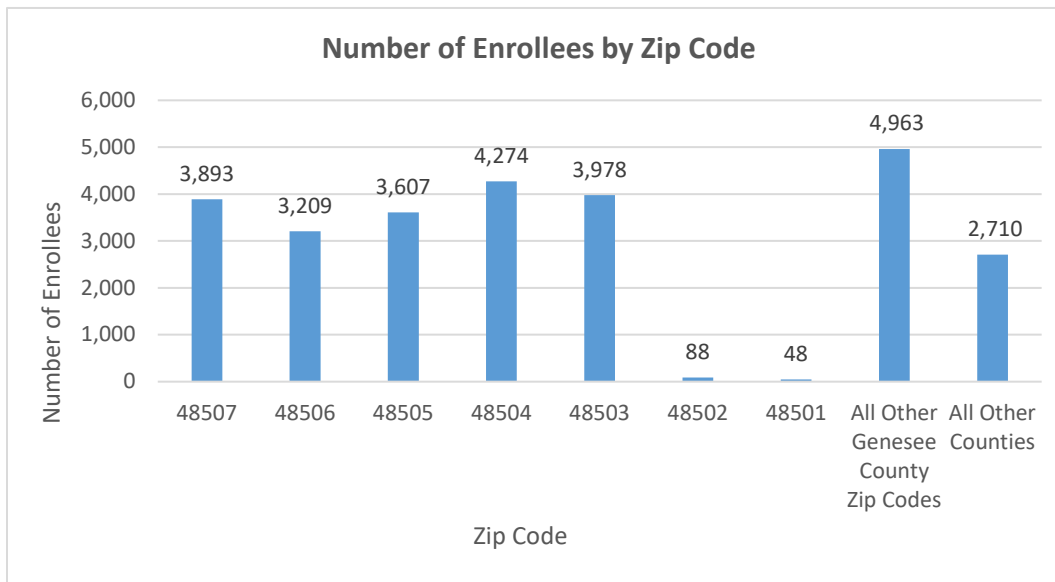
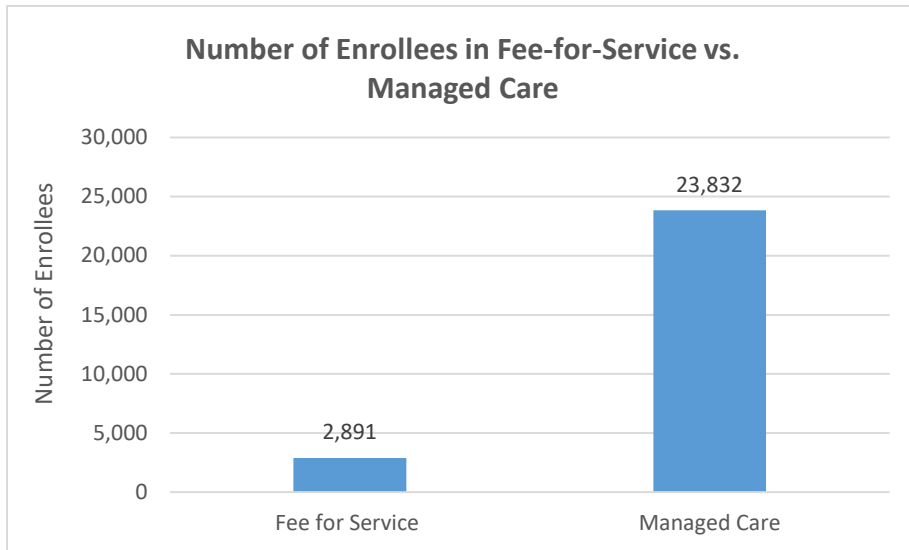


Flint Waiver Progress Report

Tuesday, September 25, 2018

Health Plan Enrollment

Health Plan	Number of Enrollees	Percent of Total Enrollment
Aetna Better Health of Michigan	7	0.0%
Blue Cross Complete of Michigan	2,377	10.0%
HAP Midwest Health Plan	312	1.3%
Harbor Health Plan	3	0.0%
McLaren Health Plan	5,770	24.2%
Meridian Health Plan of Michigan	5,432	22.8%
Molina Healthcare of Michigan	8,946	37.5%
Priority Health Choice	38	0.2%
Total Health Care	27	0.1%
United Healthcare Community Plan	901	3.8%
Upper Peninsula Health Plan	19	0.1%



Application and Applicant Data (since 5/9/16)

Total Applications	23,711
Applicant Data	
Applicants approved	8,921
Applicants approved for other Medicaid health care programs	13,081
Applicants pending	17
Applicants denied	32,293
Total Applicants	54,312

Application data is a running total and will not match enrollment data referenced on page 1 due to data system variances and normal monthly enrollment changes.