

Flint Waiver Progress Report

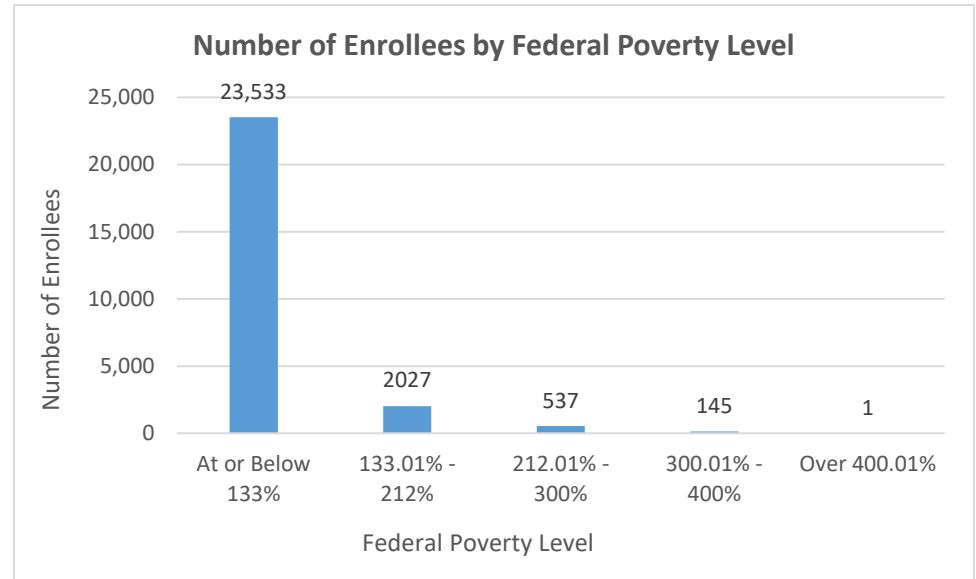
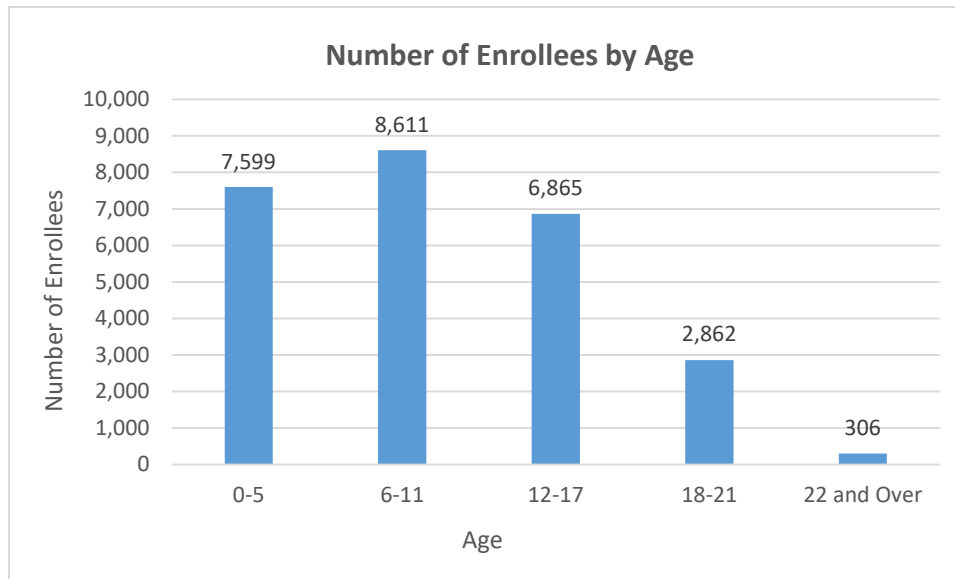
Tuesday, January 29, 2019

TOTAL ENROLLEES: 26,243

Enrollment Breakdown

| Gender | | Pregnant Women and Under 21 | |
|--------|--------|-----------------------------|--------|
| Male | 13,242 | Pregnant Women | 439 |
| Female | 13,001 | Under 21 | 25,804 |

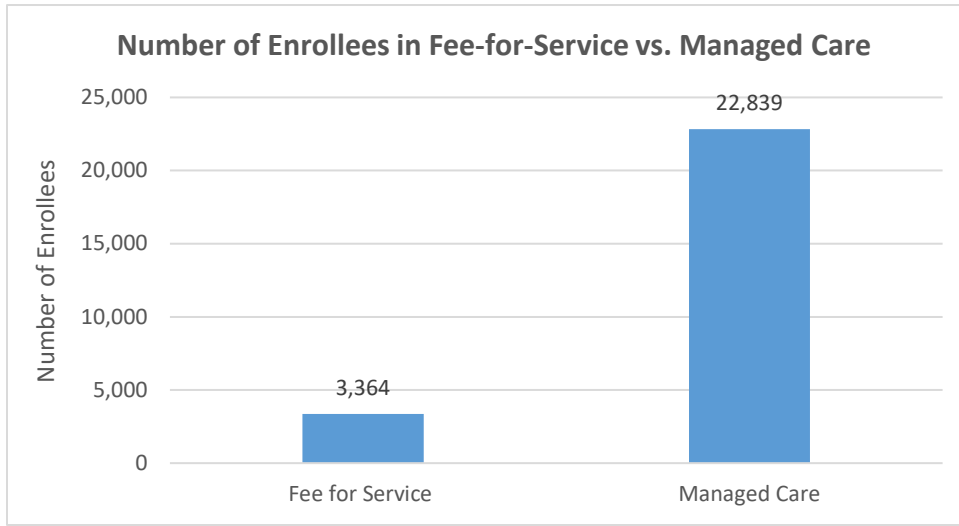
| Existing and New Enrollees | | Type of Coverage | |
|--|--------|------------------|--------|
| Existing* | 22,540 | Full Coverage | 26,203 |
| New | 3,703 | Limited Coverage | 31 |
| <i>*Existing refers to people already enrolled as of 5/9/2016.</i> | | Spenddown | 9 |



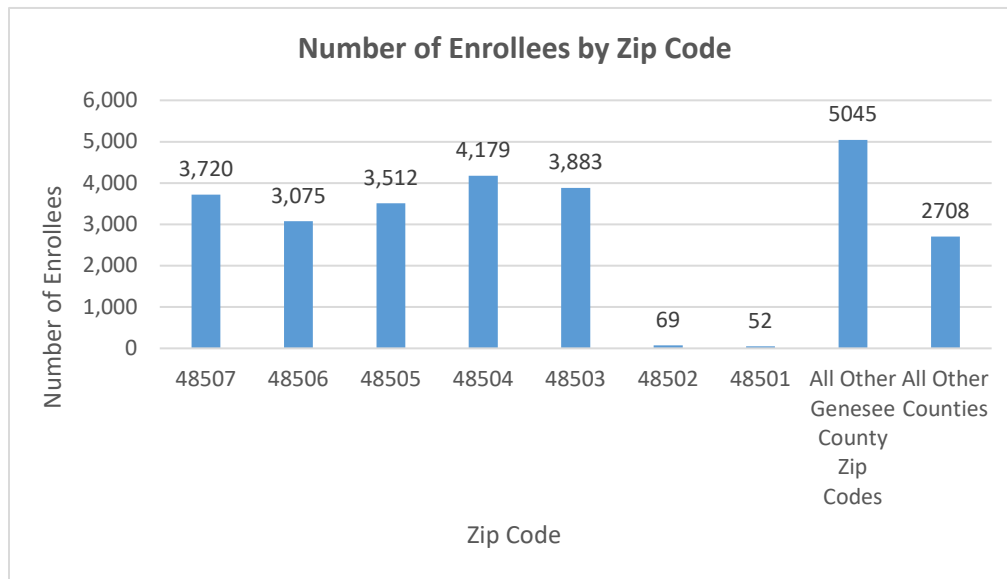
Flint Waiver Progress Report

Tuesday, January 29, 2019

Health Plan Enrollment



| Health Plan | Number of Enrollees | Percent of Total Enrollment |
|----------------------------------|---------------------|-----------------------------|
| Aetna Better Health of Michigan | 8 | 0.0% |
| Blue Cross Complete of Michigan | 2,364 | 10.4% |
| HAP Midwest Health Plan | 295 | 1.3% |
| Harbor Health Plan | 4 | 0.0% |
| McLaren Health Plan | 5,467 | 23.9% |
| Meridian Health Plan of Michigan | 5,191 | 22.7% |
| Molina Healthcare of Michigan | 8,434 | 36.91% |
| Priority Health Choice | 46 | 0.2% |
| Total Health Care | 26 | 0.1% |
| United Healthcare Community Plan | 985 | 4.3% |
| Upper Peninsula Health Plan | 19 | 0.1% |



Application and Applicant Data (since 5/9/16)

| | |
|---|---------------|
| Total Applications | 24,722 |
| Applicant Data | |
| Applicants approved | 9,773 |
| Applicants approved for other Medicaid health care programs | 13,301 |
| Applicants pending | 12 |
| Applicants denied | 39,733 |
| Total Applicants | 62,819 |

Application data is a running total and will not match enrollment data referenced on page 1 due to data system variances and normal monthly enrollment changes.