

Flint Waiver Progress Report

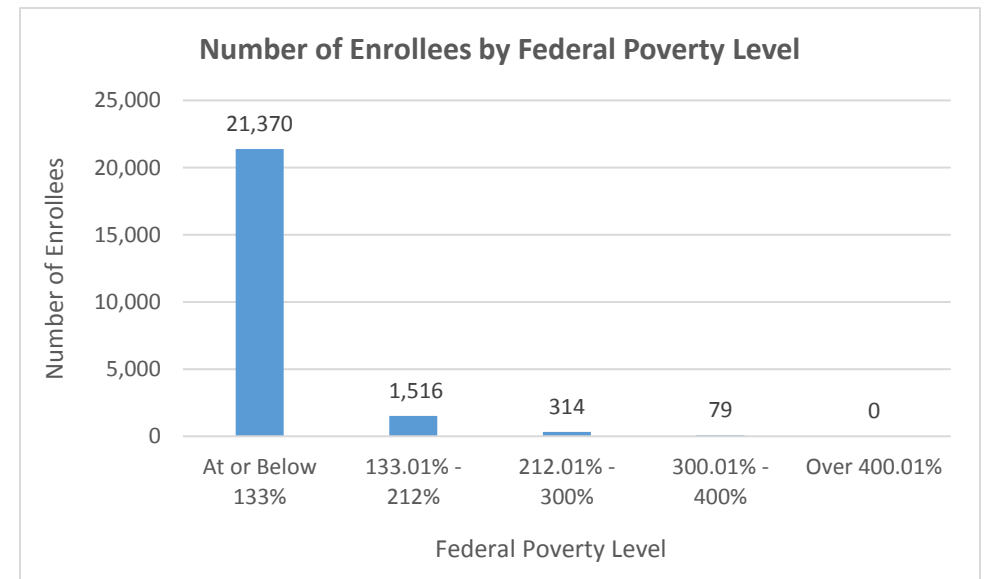
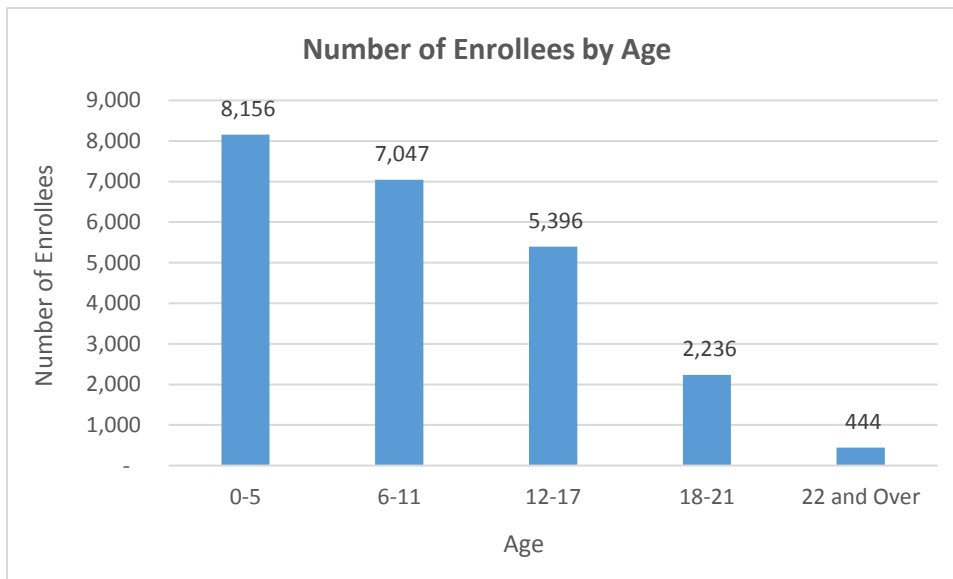
Tuesday, January 10, 2017

TOTAL ENROLLEES: 23,279

Enrollment Break Down

Gender		Pregnant Women and Under 21	
Male	11,336	Pregnant Women	636
Female	11,943	Under 21	22,643
Existing and New Enrollees		Type of Coverage	
Existing*	20,993	Full Coverage	23,227
New	2,286	Limited Coverage	43
		Spenddown	9

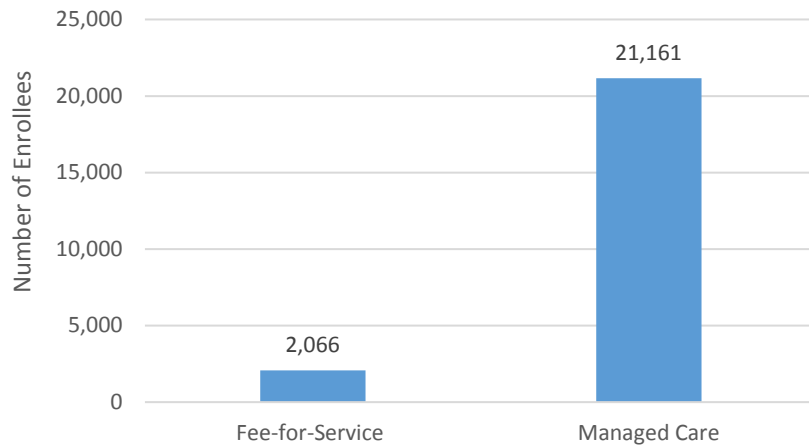
*Existing refers to people already enrolled as of 5/9/2016.



Flint Waiver Progress Report

Tuesday, January 10, 2017

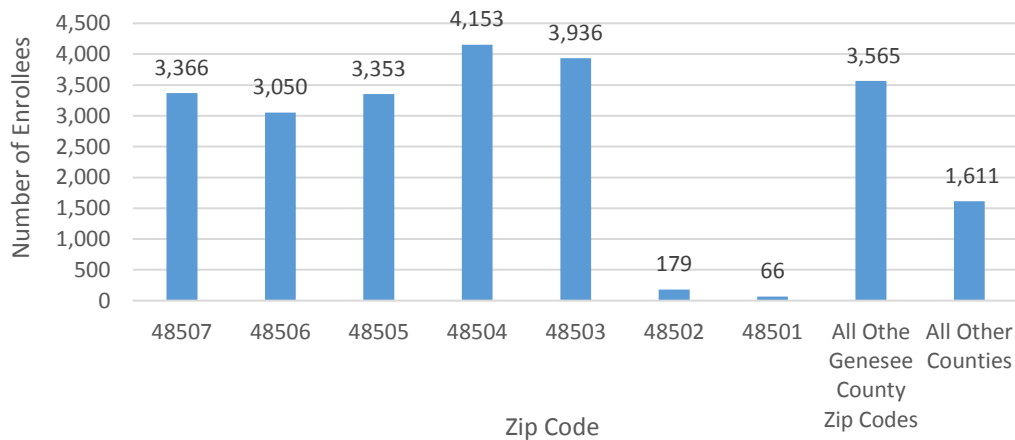
Number of Enrollees in Fee-for-Service vs. Managed Care



Health Plan Enrollment

Health Plan	Number of Enrollees	Percent of Total Enrollment
Aetna Better Health of Michigan	15	0.1%
Blue Cross Complete of Michigan	1,659	7.8%
HAP Midwest Health Plan	260	1.2%
Harbor Health Plan	2	0%
McLaren Health Plan	5,081	24%
Meridian Health Plan of Michigan	4,583	21.7%
Molina Healthcare of Michigan	8,804	41.6%
Priority Health Choice	18	0.1%
Total Health Care	22	0.1%
UnitedHealthcare Community Plan	702	3.3%
Upper Peninsula Health Plan	15	0.1%

Number of Enrollees by Zip Code



Application and Applicant Data (since 5/9/16)

Total Applications	10,386
Applicant Data	
Applicants approved	3,507
Applicants approved for other Medicaid health care programs	5,323
Applicants pending	120
Applicants denied	1,828
Total Applicants	10,778

Application data is a running total and will not match enrollment data referenced on page one due to data system variances and normal monthly enrollment changes.