

Flint Waiver Progress Report

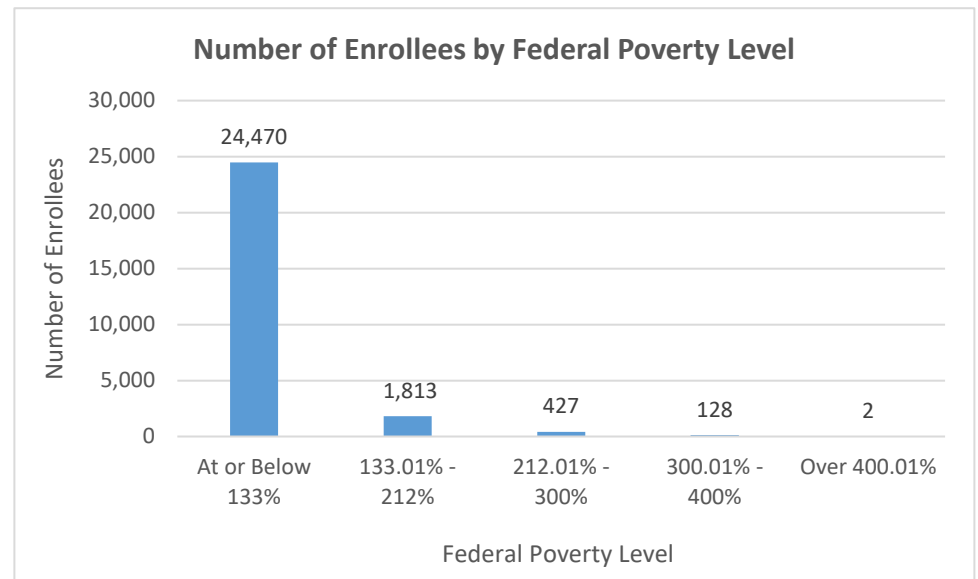
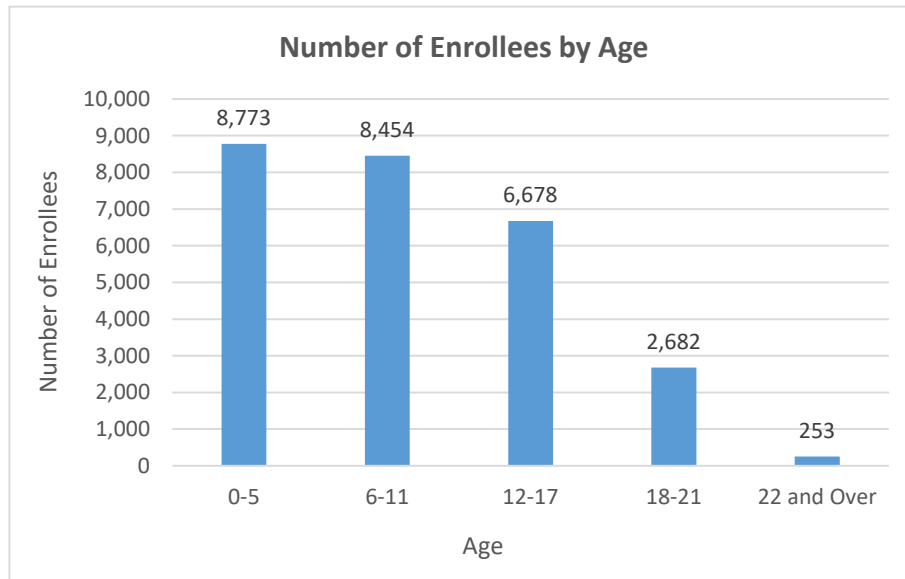
Tuesday, January 2, 2018

TOTAL ENROLLEES: 26,840

Enrollment Breakdown

Gender		Pregnant Women and Under 21	
Male	13,503	Pregnant Women	415
Female	13,337	Under 21	26,425

Existing and New Enrollees		Type of Coverage	
Existing*	23,974	Full Coverage	26,783
New	2,866	Limited Coverage	41
<i>*Existing refers to people already enrolled as of 5/9/2016.</i>		Spenddown	16



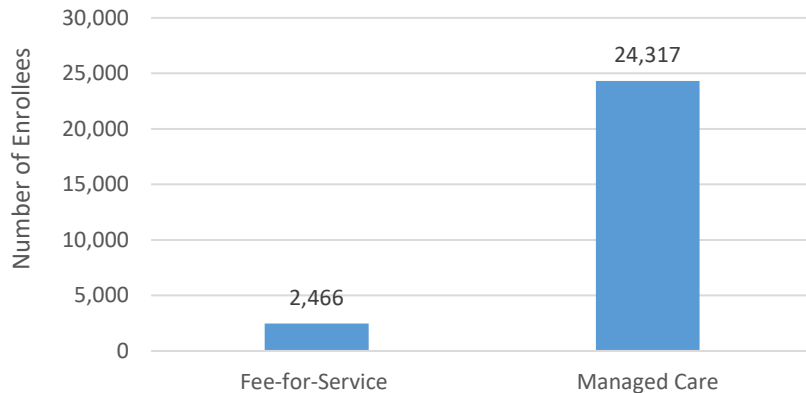
Flint Waiver Progress Report

Tuesday, January 2, 2018

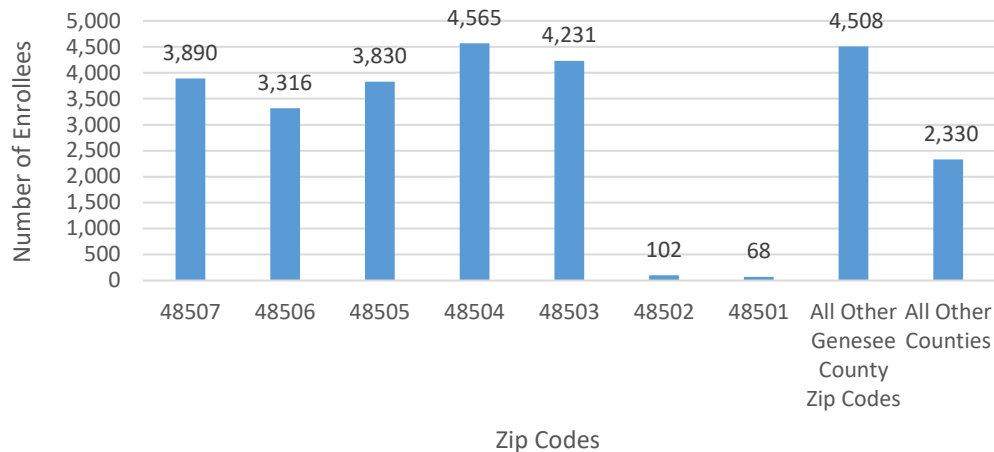
Health Plan Enrollment

Health Plan	Number of Enrollees	Percent of Total Enrollment
Aetna Better Health of Michigan	14	0.1%
Blue Cross Complete of Michigan	2,263	9.3%
HAP Midwest Health Plan	303	1.2%
Harbor Health Plan	4	0.0%
McLaren Health Plan	5,880	24.2%
Meridian Health Plan of Michigan	5,325	21.9%
Molina Healthcare of Michigan	9,566	39.3%
Priority Health Choice	19	0.1%
Total Health Care	20	0.1%
United Healthcare Community Plan	903	3.7%
Upper Peninsula Health Plan	20	0.1%

Number of Enrollees in Fee-For-Service vs. Managed Care



Number of Enrollees by Zip Code



Application and Applicant Data (since 5/9/16)

Total Applications	19,484
Applicant Data	
Applicants approved	6,878
Applicants approved for other Medicaid health care programs	10,837
Applicants pending	50
Applicants denied	16,934
Total Applicants	34,699

Application data is a running total and will not match enrollment data referenced on page 1 due to data system variances and normal monthly enrollment changes.