

Flint Waiver Progress Report

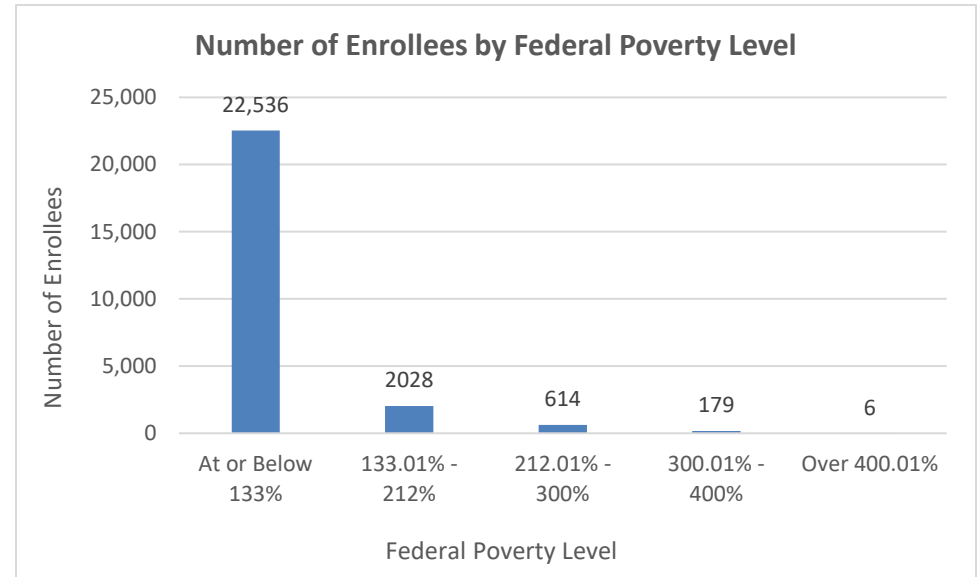
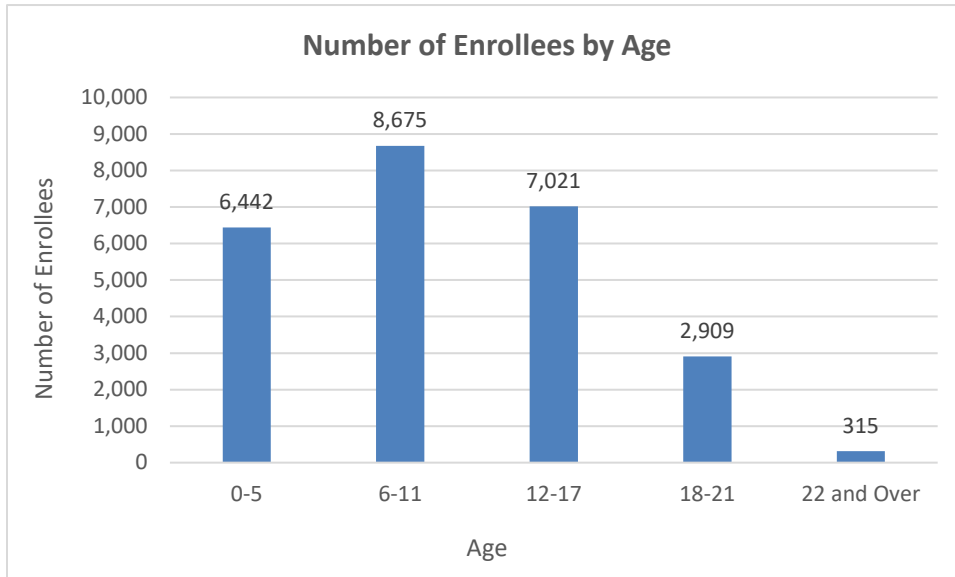
Tuesday, January 28, 2020

TOTAL ENROLLEES: 25,362

Enrollment Breakdown

Gender		Pregnant Women and Under 21	
Male	12,664	Pregnant Women	464
Female	12,698	Under 21	24,898

Existing and New Enrollees		Type of Coverage	
Existing*	20,958	Full Coverage	25,316
New	4,404	Limited Coverage	33
<i>*Existing refers to people already enrolled as of 5/9/2016.</i>		Spendedown	13

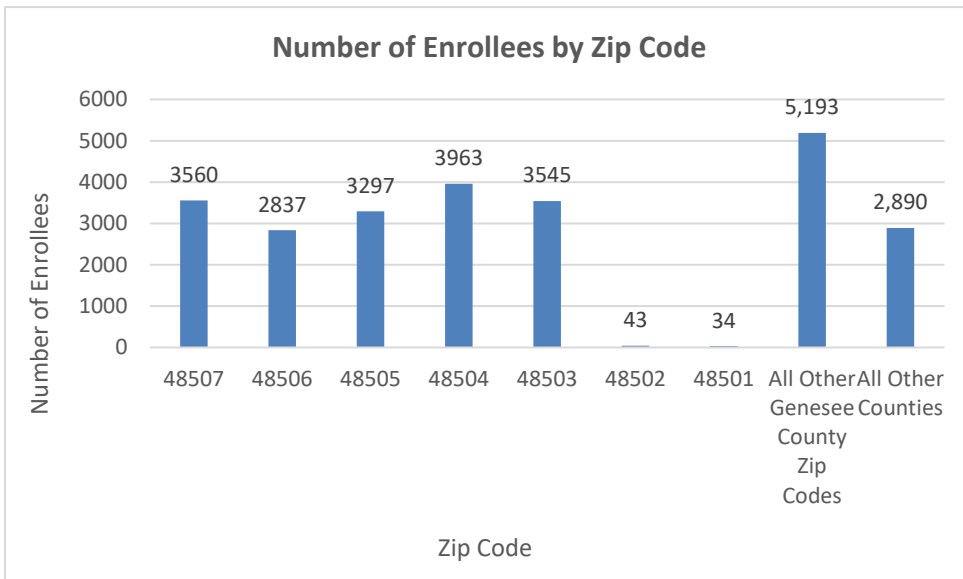
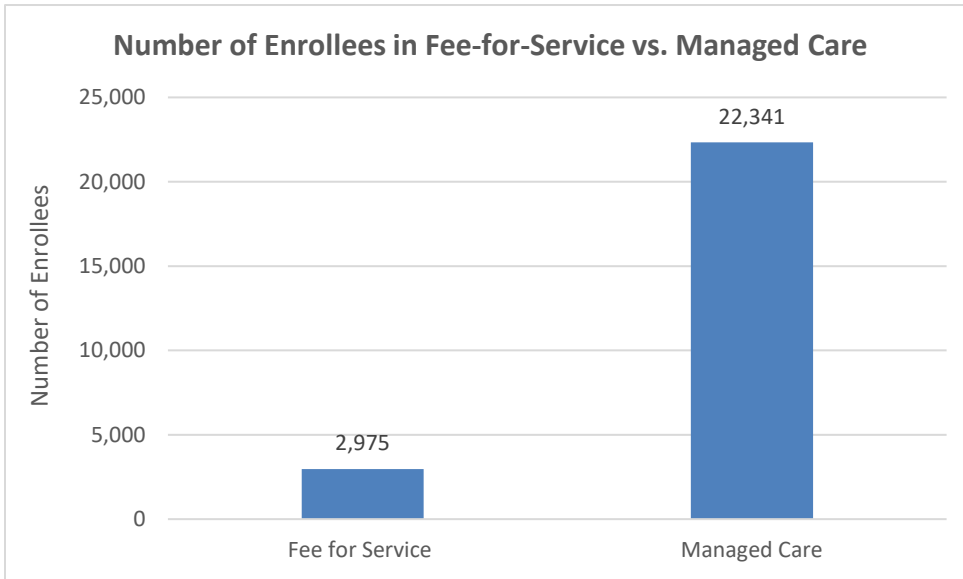


Flint Waiver Progress Report

Tuesday, January 28, 2020

Health Plan Enrollment

	Number of Enrollees	Percent of Total Enrollment
Aetna Better Health of Michigan	18	0.1%
Blue Cross Complete of Michigan	2,572	11.5%
McLaren Health Plan	5,176	23.2%
Meridian Health Plan of Michigan	5,038	22.6%
Midwest Health Plan Inc	356	1.6%
Molina Healthcare of Michigan	7,709	34.5%
Priority Health Choice	45	0.2%
Total Health Care	27	0.1%
United Healthcare Community Plan	1,384	6.2%
Upper Peninsula Health Plan	16	0.1%



Application and Applicant Data (since 5/9/16)

Total Applications	28,032
Applicant Data	
Applicants approved	12,571
Applicants approved for other Medicaid health care programs	13,888
Applicants pending	13
Applicants denied	63,441
Total Applicants	89,913

Application data is a running total and will not match enrollment data referenced on page 1 due to data system variances and normal monthly enrollment changes.