

Flint Waiver Progress Report

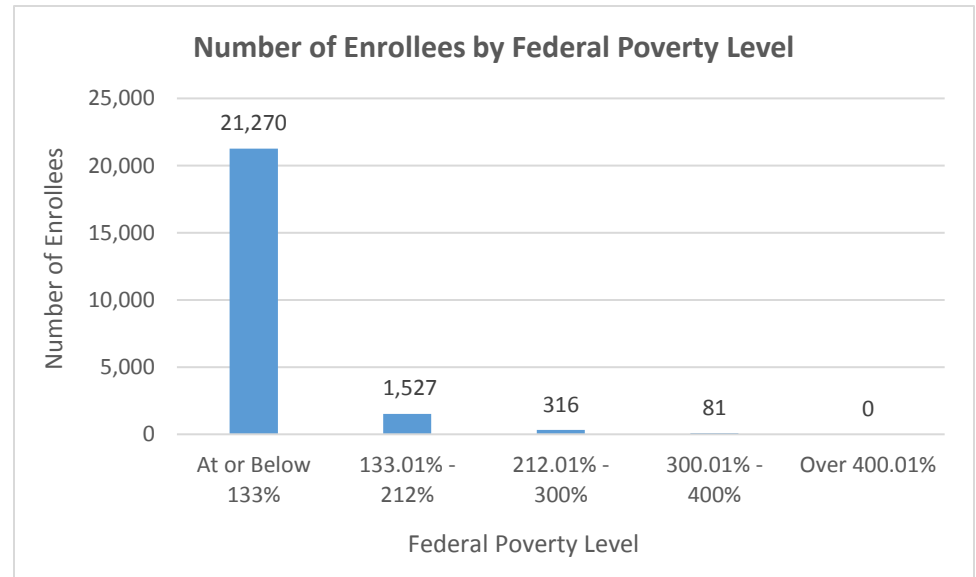
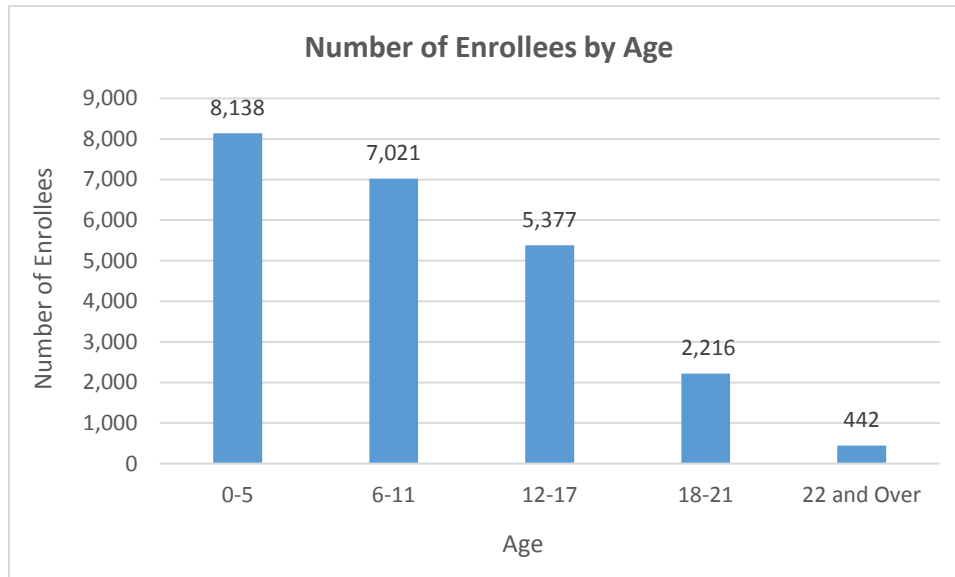
Wednesday, January 4, 2017

TOTAL ENROLLEES: 23,194

Enrollment Break Down

Gender		Pregnant Women and Under 21	
Male	11,297	Pregnant Women	631
Female	11,897	Under 21	22,563
Existing and New Enrollees		Type of Coverage	
Existing*	20,942	Full Coverage	23,147
New	2,252	Limited Coverage	39
		Spenddown	8

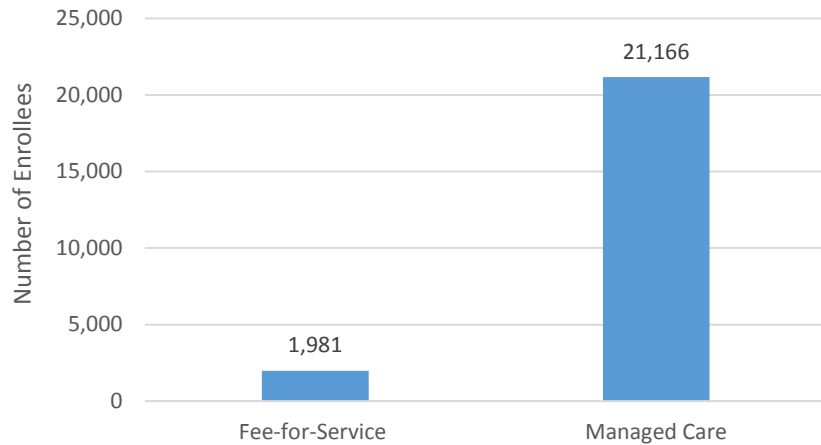
*Existing refers to people already enrolled as of 5/9/2016.



Flint Waiver Progress Report

Wednesday, January 4, 2017

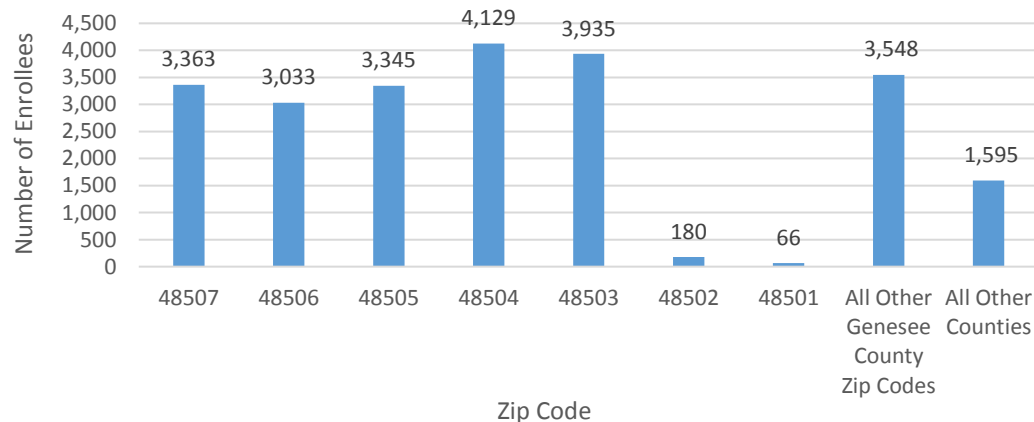
Number of Enrollees in Fee-for-Service vs. Managed Care



Health Plan Enrollment

Health Plan	Number of Enrollees	Percent of Total Enrollment
Aetna Better Health of Michigan	15	0.1%
Blue Cross Complete of Michigan	1,663	7.9%
HAP Midwest Health Plan	261	1.2%
Harbor Health Plan	2	0%
McLaren Health Plan	5,082	24%
Meridian Health Plan of Michigan	4,582	21.6%
Molina Healthcare of Michigan	8,804	41.6%
Priority Health Choice	18	0.1%
Total Health Care	22	0.1%
UnitedHealthcare Community Plan	701	3.3%
Upper Peninsula Health Plan	16	0.1%

Number of Enrollees by Zip Code



Application and Applicant Data (since 5/9/16)

Total Applications	10,237
Applicant Data	
Applicants approved	3,454
Applicants approved for other Medicaid health care programs	5,214
Applicants pending	139
Applicants denied	1,664
Total Applicants	10,471

Application data is a running total and will not match enrollment data referenced on page one due to data system variances and normal monthly enrollment changes.