

Flint Waiver Progress Report

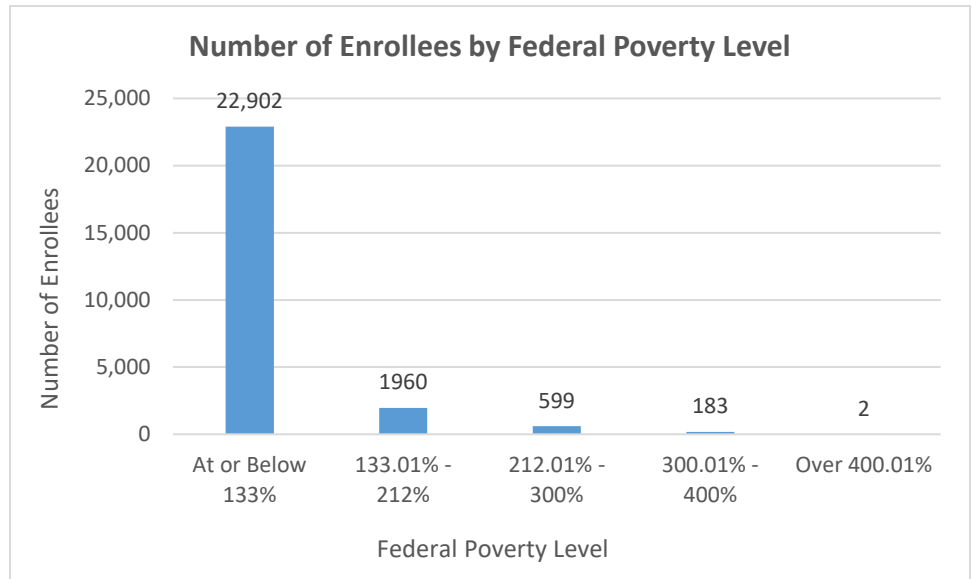
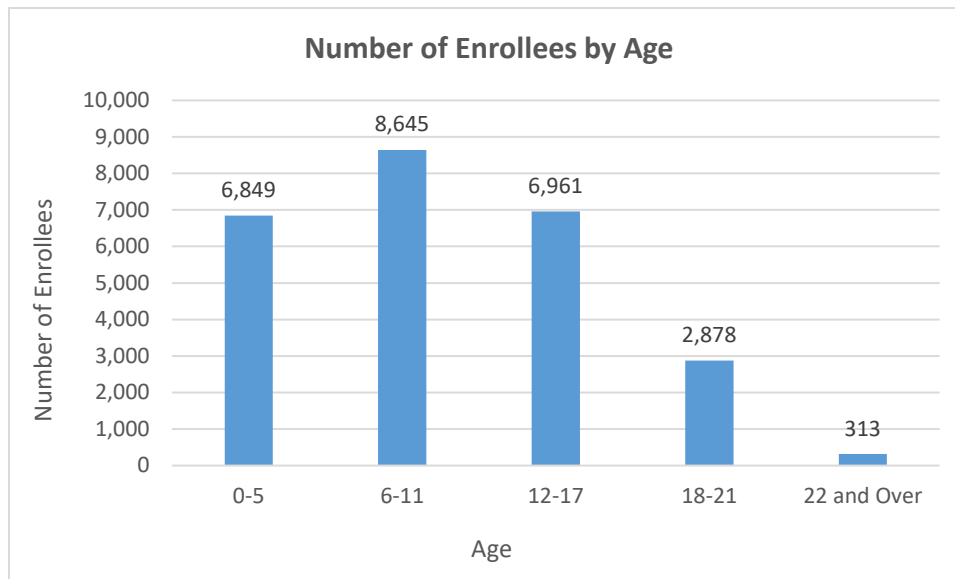
Tuesday, October 1, 2019

TOTAL ENROLLEES: 25,646

Enrollment Breakdown

Gender		Pregnant Women and Under 21	
Male	12,828	Pregnant Women	456
Female	12,818	Under 21	25,190

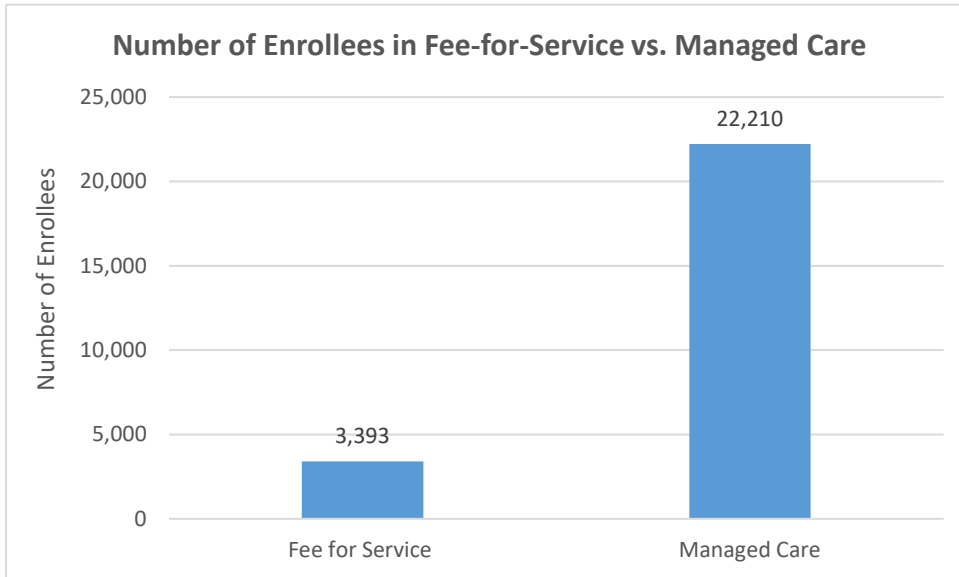
Existing and New Enrollees		Type of Coverage	
Existing*	21,384	Full Coverage	25,603
New	4,262	Limited Coverage	26
<i>*Existing refers to people already enrolled as of 5/9/2016.</i>		Spenddown	17



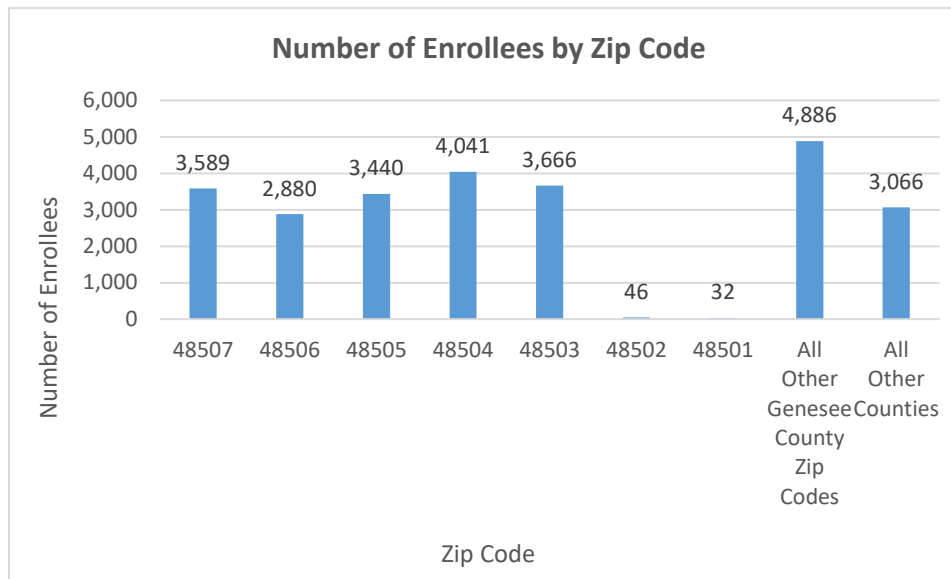
Flint Waiver Progress Report

Tuesday, October 1, 2019

Health Plan Enrollment



	Number of Enrollees	Percent of Total Enrollment
Aetna Better Health of Michigan	19	0.1%
Blue Cross Complete of Michigan	2,478	11.2%
Harbor Health Plan	2	0.0%
McLaren Health Plan	5,301	23.9%
Meridian Health Plan of Michigan	5,005	22.5%
Midwest Health Plan Inc	314	1.4%
Molina Healthcare of Michigan	7,819	35.2%
Priority Health Choice	41	0.2%
Total Health Care	33	0.1%
United Healthcare Community Plan	1,184	5.3%
Upper Peninsula Health Plan	14	0.1%



Application and Applicant Data (since 5/9/16)

Total Applications	27,000
Applicant Data	
Applicants approved	13,722
Applicants approved for other Medicaid health care programs	11,688
Applicants pending	15
Applicants denied	55,128
Total Applicants	80,553

Application data is a running total and will not match enrollment data referenced on page 1 due to data system variances and normal monthly enrollment changes.