

## Flint Waiver Progress Report

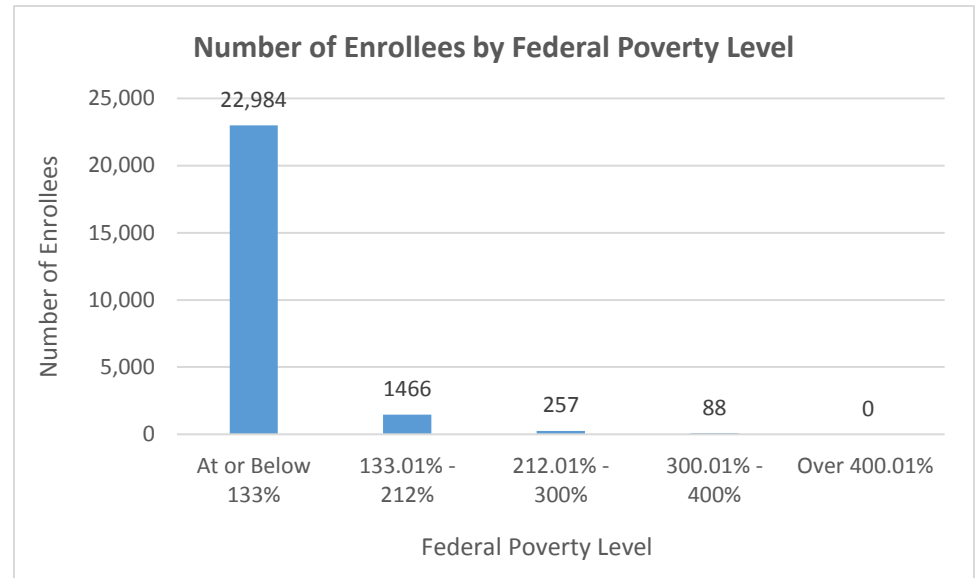
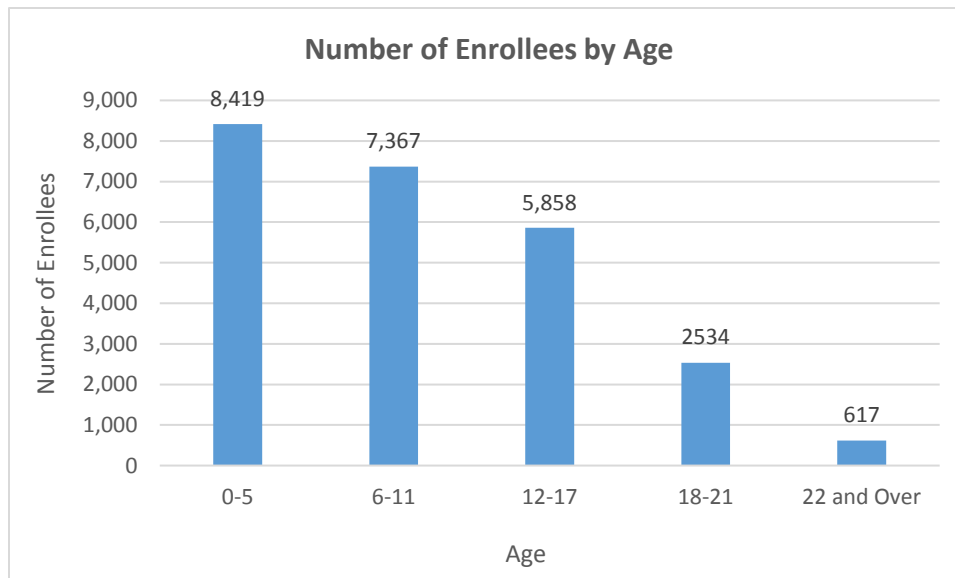
Wednesday, October 26, 2016

**TOTAL ENROLLEES: 24,795**

### Enrollment Break Down

Gender		Pregnant Woman and Under 21	
Male	12,136	Pregnant Woman	846
Female	12,659	Under 21	23,949
Existing and New Enrollees		Type of Coverage	
Existing*	23,518	Full Coverage	24,737
New	1,277	Limited Coverage	50
		Spenddown	8

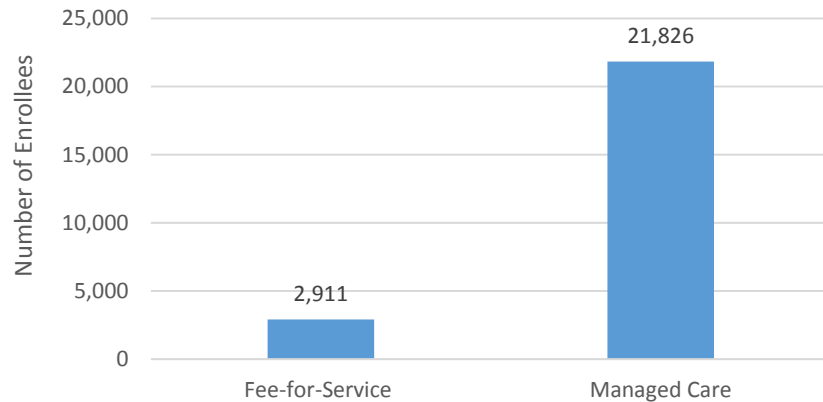
\*Existing refers to people already enrolled as of 5/9/2016.



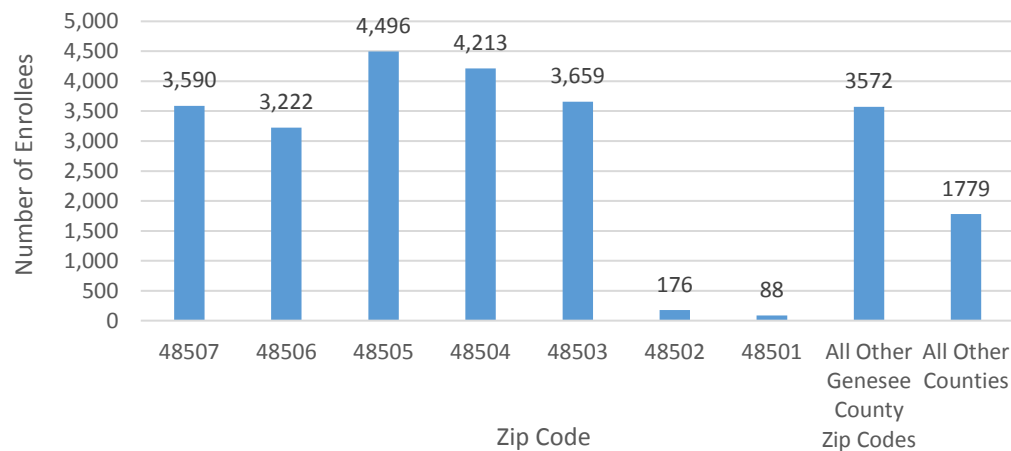
## Health Plan Enrollment

Health Plan	Number of Enrollees	Percent of Total Enrollment
Aetna Better Health of Michigan	13	0.1%
Blue Cross Complete of Michigan	1,500	6.9%
HAP Midwest Health Plan	220	1%
Harbor Health Plan	3	0%
McLaren Health Plan	5,463	25%
Meridian Health Plan of Michigan	4,573	21%
Molina Healthcare of Michigan	9,347	42.8%
Priority Health Choice	20	0.1%
Total Health Care	23	0.1%
UnitedHealthcare Community Plan	647	3%
Upper Peninsula Health Plan	17	0.1%

Number of Enrollees in Fee-for-Service vs. Managed Care



Number of Enrollees by Zip Code



## Application and Applicant Data (since 5/9/16)

<b>Total Applications</b>	<b>7,262</b>
<b>Applicant Data</b>	
Applicants approved	2,583
Applicants approved for other Medicaid health care programs	3,671
Applicants pending	88
Applicants denied	1,007
<b>Total Applicants</b>	<b>7,349</b>

*Application data is a running total and will not match enrollment data referenced on page one due to data system variances and normal monthly enrollment changes.*