

Flint Waiver Progress Report

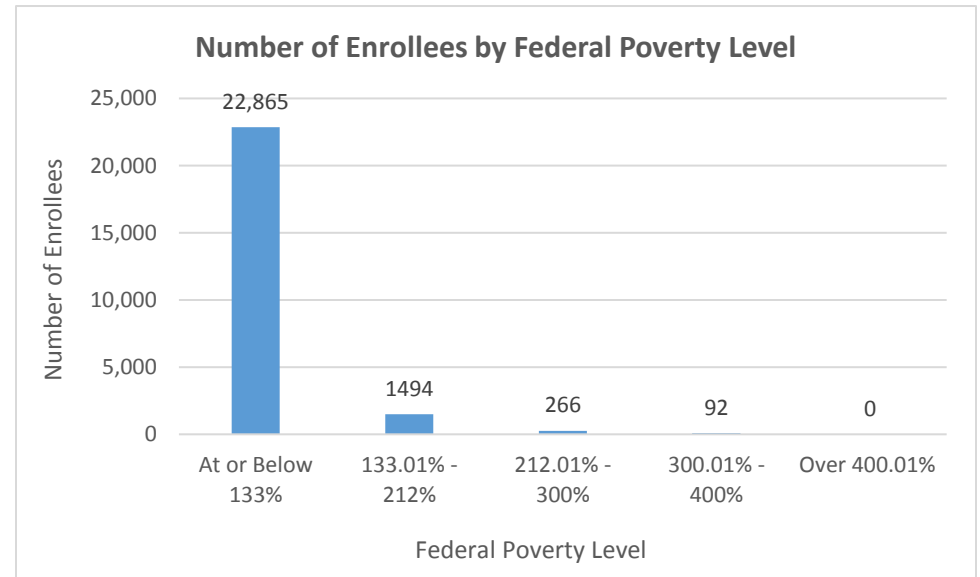
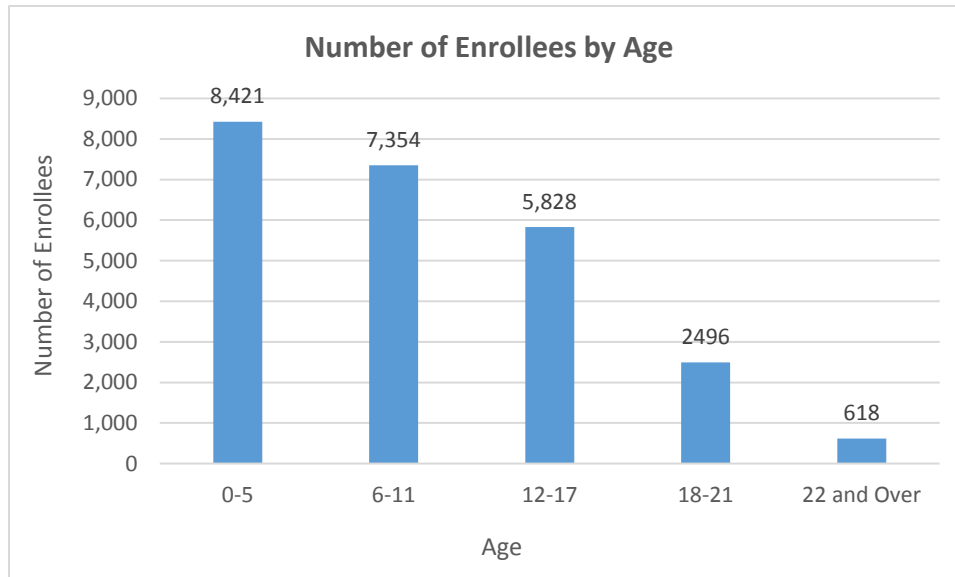
Tuesday, November 1, 2016

TOTAL ENROLLEES: 24,717

Enrollment Break Down

Gender		Pregnant Woman and Under 21	
Male	12,058	Pregnant Woman	853
Female	12,659	Under 21	23,864
Existing and New Enrollees		Type of Coverage	
Existing*	23,585	Full Coverage	24,665
New	1,132	Limited Coverage	46
		Spenddown	6

*Existing refers to people already enrolled as of 5/9/2016.



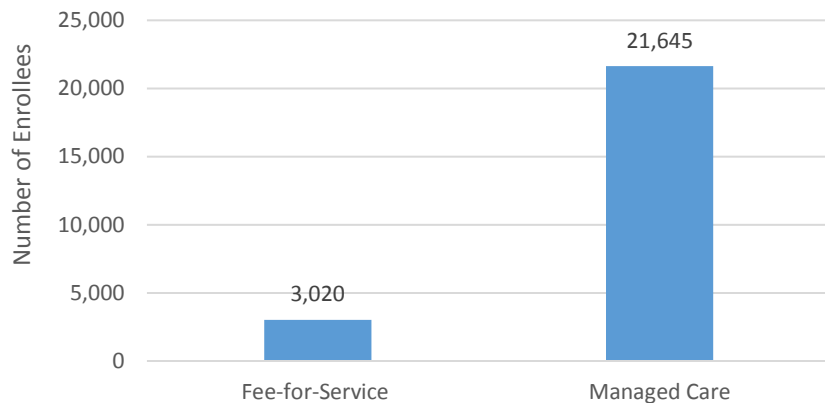
Flint Waiver Progress Report

Tuesday, November 1, 2016

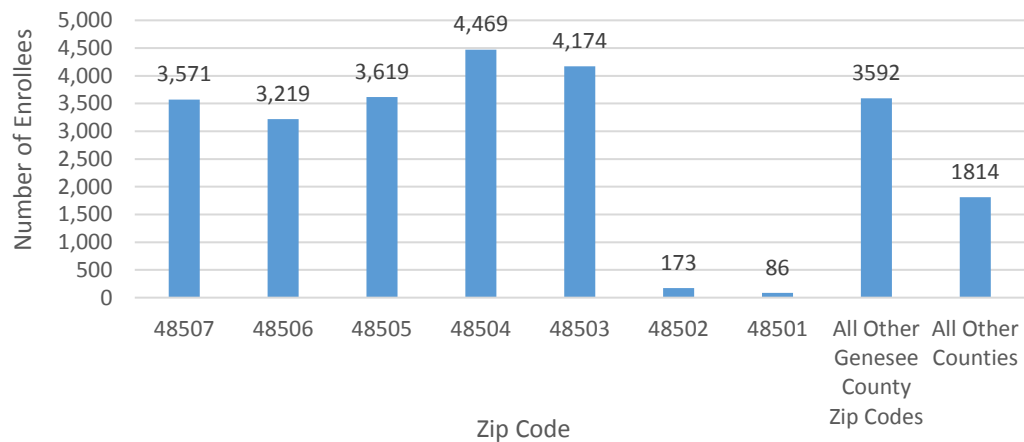
Health Plan Enrollment

Health Plan	Number of Enrollees	Percent of Total Enrollment
Aetna Better Health of Michigan	12	0.1%
Blue Cross Complete of Michigan	1,497	6.9%
HAP Midwest Health Plan	220	1%
Harbor Health Plan	3	0%
McLaren Health Plan	5,397	24.9%
Meridian Health Plan of Michigan	4,555	21%
Molina Healthcare of Michigan	9,261	42.8%
Priority Health Choice	19	0.1%
Total Health Care	23	0.1%
UnitedHealthcare Community Plan	641	3%
Upper Peninsula Health Plan	17	0.1%

Number of Enrollees in Fee-for-Service vs. Managed Care



Number of Enrollees by Zip Code



Application and Applicant Data (since 5/9/16)

Total Applications	7,509
Applicant Data	
Applicants approved	2,656
Applicants approved for other Medicaid health care programs	3,801
Applicants pending	113
Applicants denied	1,032
Total Applicants	7,602

Application data is a running total and will not match enrollment data referenced on page one due to data system variances and normal monthly enrollment changes.