

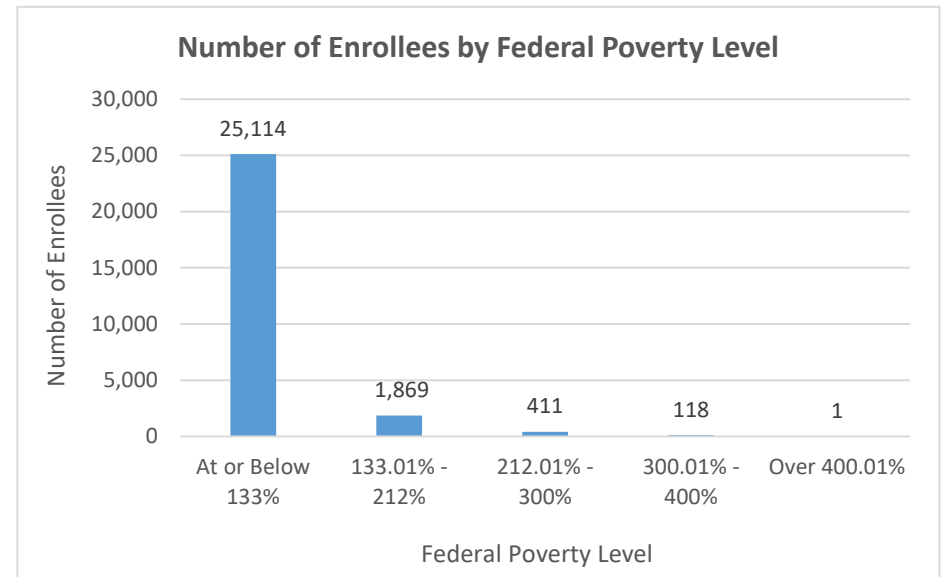
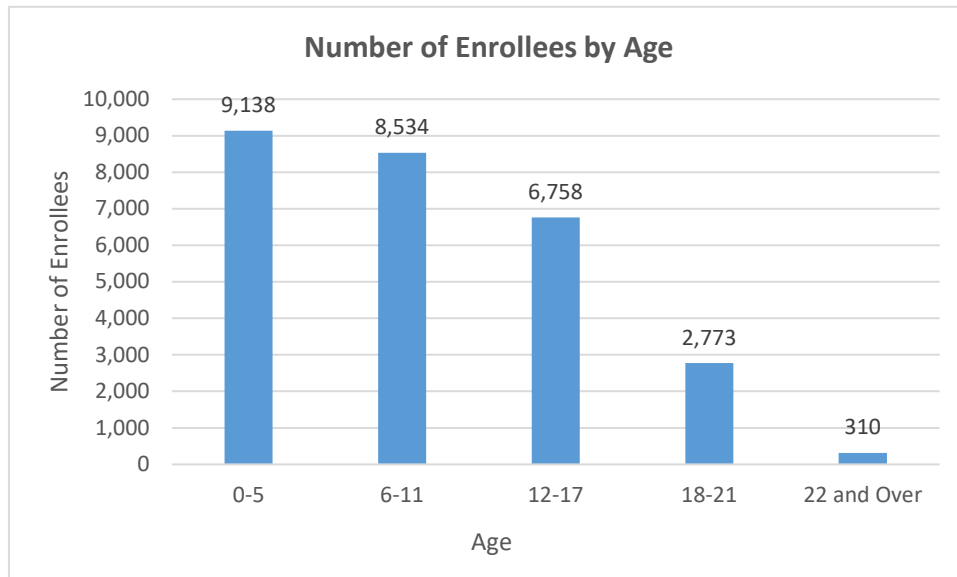
Flint Waiver Progress Report

Tuesday, November 14, 2017

TOTAL ENROLLEES: 27,513

Enrollment Breakdown

Gender		Pregnant Women and Under 21	
Male	13,749	Pregnant Women	481
Female	13,764	Under 21	27,032
Existing and New Enrollees		Type of Coverage	
Existing*	24,620	Full Coverage	27,456
New	2,893	Limited Coverage	40
*Existing refers to people already enrolled as of 5/9/2016.		Spenddown	17



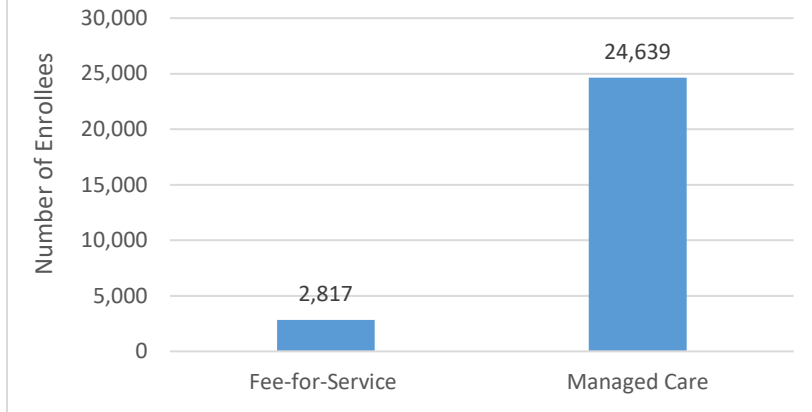
Flint Waiver Progress Report

Tuesday, November 14, 2017

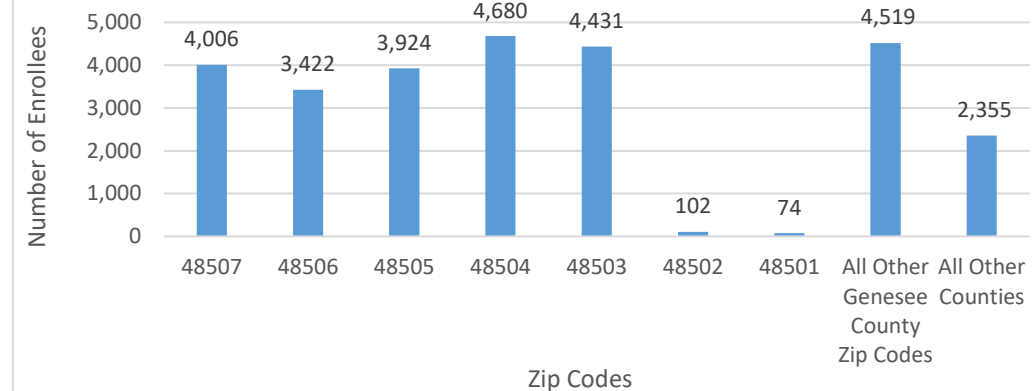
Health Plan Enrollment

Health Plan	Number of Enrollees	Percent of Total Enrollment
Aetna Better Health of Michigan	18	0.1%
Blue Cross Complete of Michigan	2,366	9.6%
HAP Midwest Health Plan	339	1.4%
Harbor Health Plan	1	0.0%
McLaren Health Plan	5,967	24.2%
Meridian Health Plan of Michigan	5,350	21.7%
Molina Healthcare of Michigan	9,675	39.3%
Priority Health Choice	19	0.1%
Total Health Care	22	0.1%
United Healthcare Community Plan	866	3.5%
Upper Peninsula Health Plan	16	0.1%

Number of Enrollees in Fee-for-Service vs. Managed Care



Number of Enrollees by Zip Code



Application and Applicant Data (since 5/9/16)

Total Applications	18,490
Applicant Data	
Applicants approved	6,503
Applicants approved for other Medicaid health care programs	10,250
Applicants pending	67
Applicants denied	14,317
Total Applicants	31,137

Application data is a running total and will not match enrollment data referenced on page 1 due to data system variances and normal monthly enrollment changes.