

Flint Waiver Progress Report

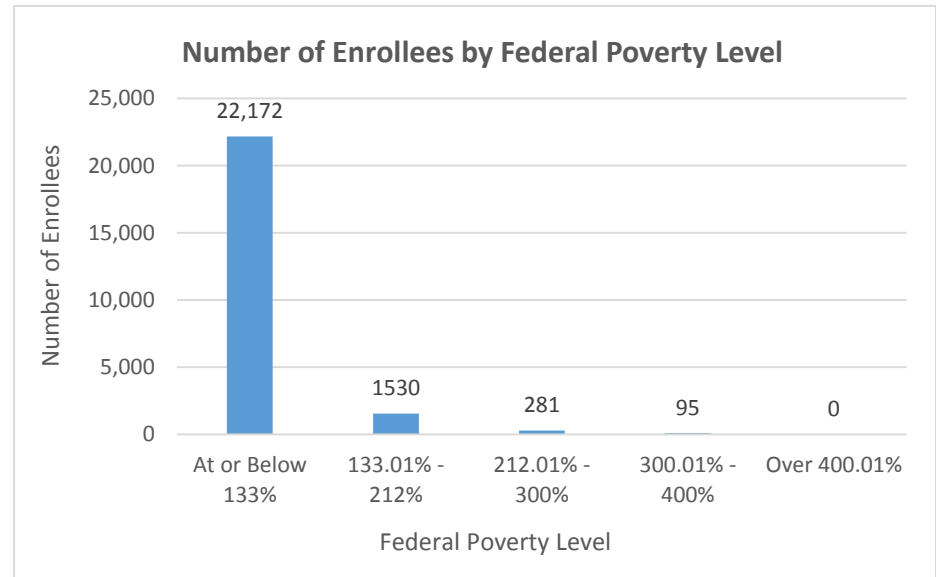
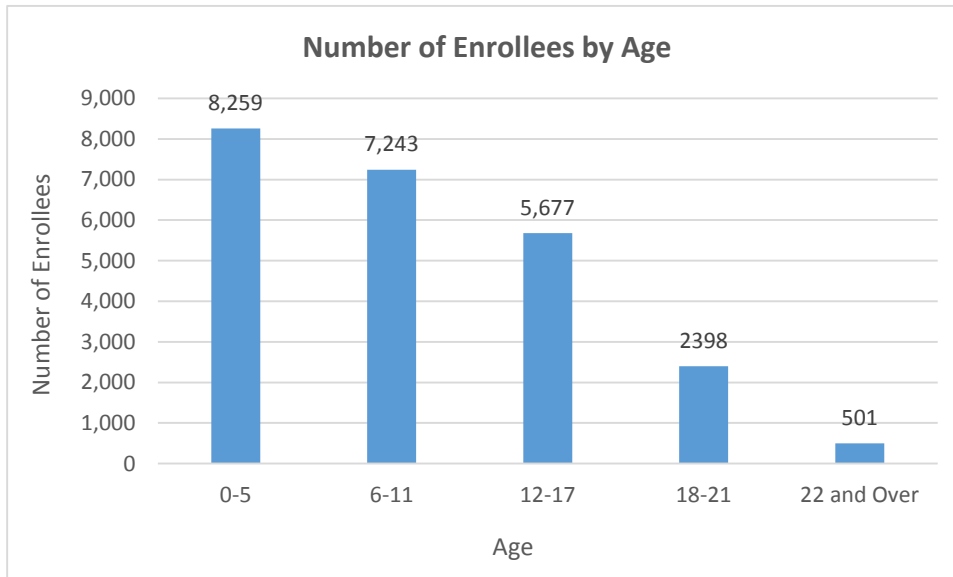
Tuesday, November 15, 2016

TOTAL ENROLLEES: 24,078

Enrollment Break Down

Gender		Pregnant Woman and Under 21	
Male	11,791	Pregnant Woman	705
Female	12,287	Under 21	23,373
Existing and New Enrollees		Type of Coverage	
Existing*	23,082	Full Coverage	24,023
New	996	Limited Coverage	46
		Spenddown	9

*Existing refers to people already enrolled as of 5/9/2016.



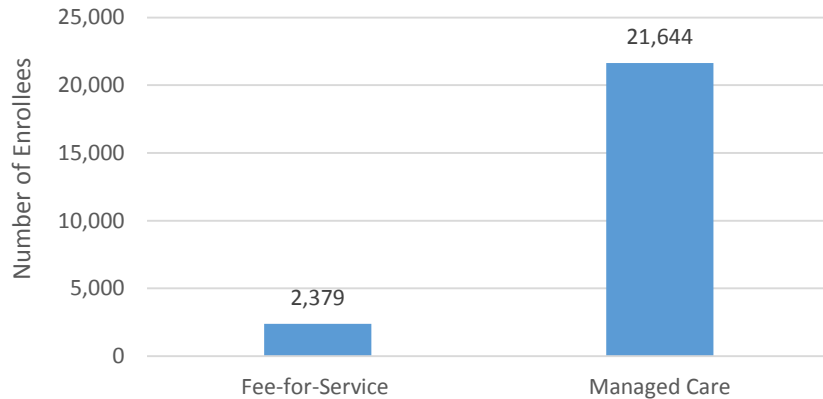
Flint Waiver Progress Report

Tuesday, November 15, 2016

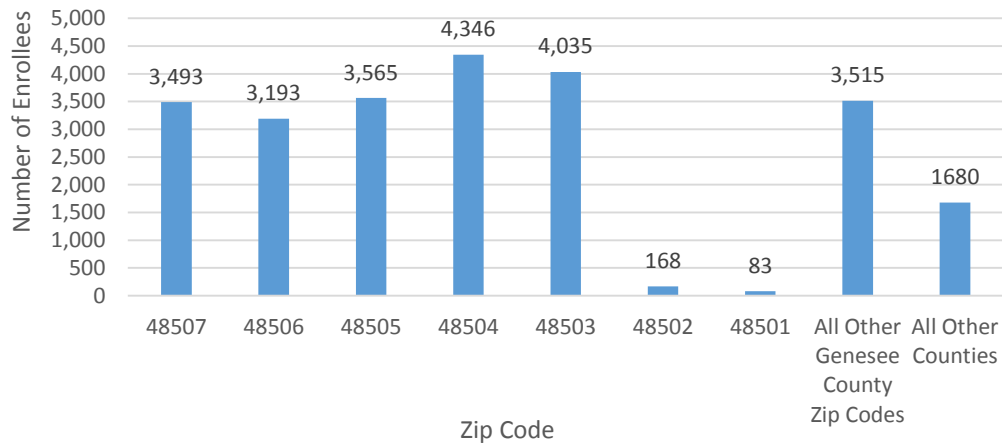
Health Plan Enrollment

Health Plan	Number of Enrollees	Percent of Total Enrollment
Aetna Better Health of Michigan	11	0.1%
Blue Cross Complete of Michigan	1,569	7.2%
HAP Midwest Health Plan	229	1.1%
Harbor Health Plan	2	0%
McLaren Health Plan	5,361	24.8%
Meridian Health Plan of Michigan	4,599	21.2%
Molina Healthcare of Michigan	9,162	42.3%
Priority Health Choice	18	0.1%
Total Health Care	19	0.1%
UnitedHealthcare Community Plan	653	3%
Upper Peninsula Health Plan	21	0.1%

Number of Enrollees by Fee-for-Service vs. Managed Care



Number of Enrollees by Zip Code



Application and Applicant Data (since 5/9/16)

Total Applications	7,941
Applicant Data	
Applicants approved	2,758
Applicants approved for other Medicaid health care programs	4,055
Applicants pending	108
Applicants denied	1,080
Total Applicants	8,001

Application data is a running total and will not match enrollment data referenced on page one due to data system variances and normal monthly enrollment changes.