

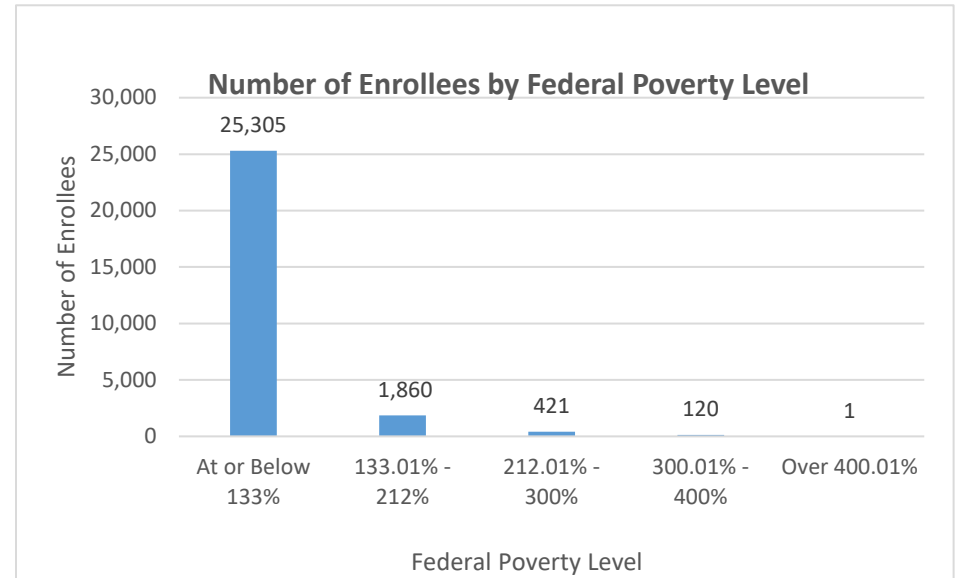
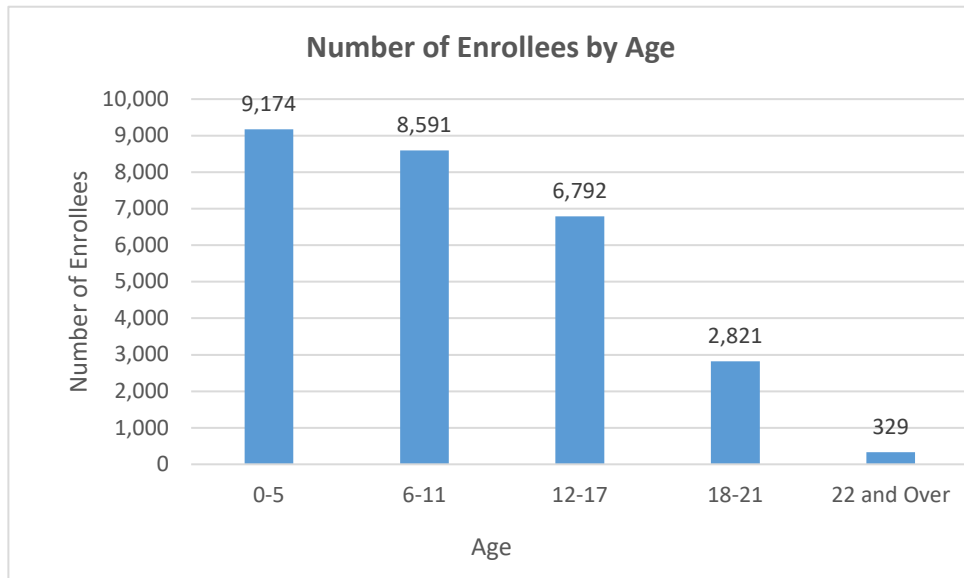
Flint Waiver Progress Report

Tuesday, November 21, 2017

TOTAL ENROLLEES: 27,707

Enrollment Breakdown

Gender		Pregnant Women and Under 21	
Male	13,836	Pregnant Women	506
Female	13,871	Under 21	27,201
Existing and New Enrollees		Type of Coverage	
Existing*	24,742	Full Coverage	27,647
New	2,965	Limited Coverage	40
*Existing refers to people already enrolled as of 5/9/2016.		Spenddown	20

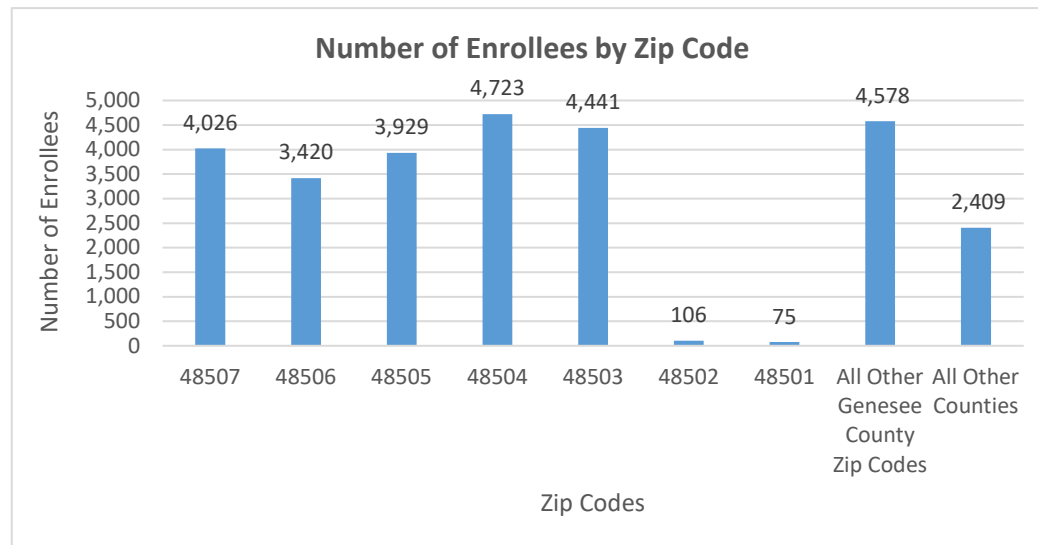
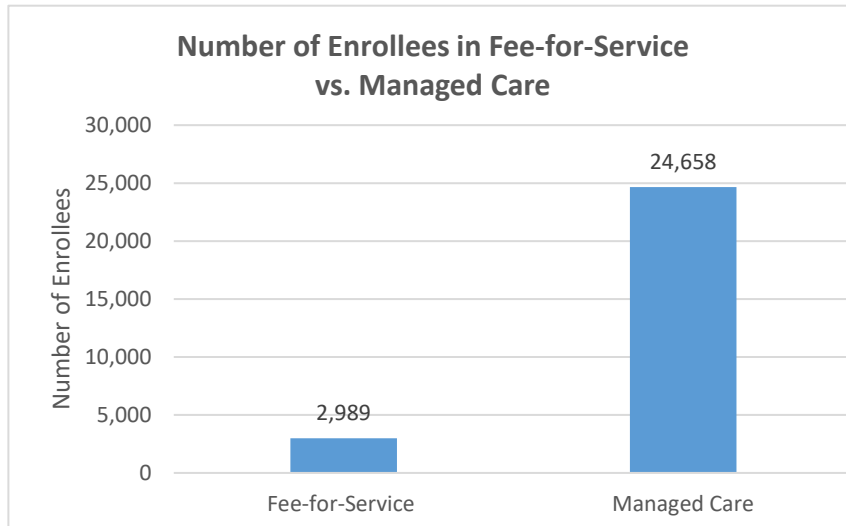


Flint Waiver Progress Report

Tuesday, November 21, 2017

Health Plan Enrollment

Health Plan	Number of Enrollees	Percent of Total Enrollment
Aetna Better Health of Michigan	18	0.1%
Blue Cross Complete of Michigan	2,370	9.6%
HAP Midwest Health Plan	340	1.4%
Harbor Health Plan	1	0.0%
McLaren Health Plan	5,968	24.2%
Meridian Health Plan of Michigan	5,356	21.7%
Molina Healthcare of Michigan	9,681	39.3%
Priority Health Choice	19	0.1%
Total Health Care	22	0.1%
United Healthcare Community Plan	867	3.5%
Upper Peninsula Health Plan	16	0.1%



Application and Applicant Data (since 5/9/16)

Total Applications	18,656
Applicant Data	
Applicants approved	6,576
Applicants approved for other Medicaid health care programs	10,351
Applicants pending	59
Applicants denied	14,789
Total Applicants	31,775

Application data is a running total and will not match enrollment data referenced on page 1 due to data system variances and normal monthly enrollment changes.