

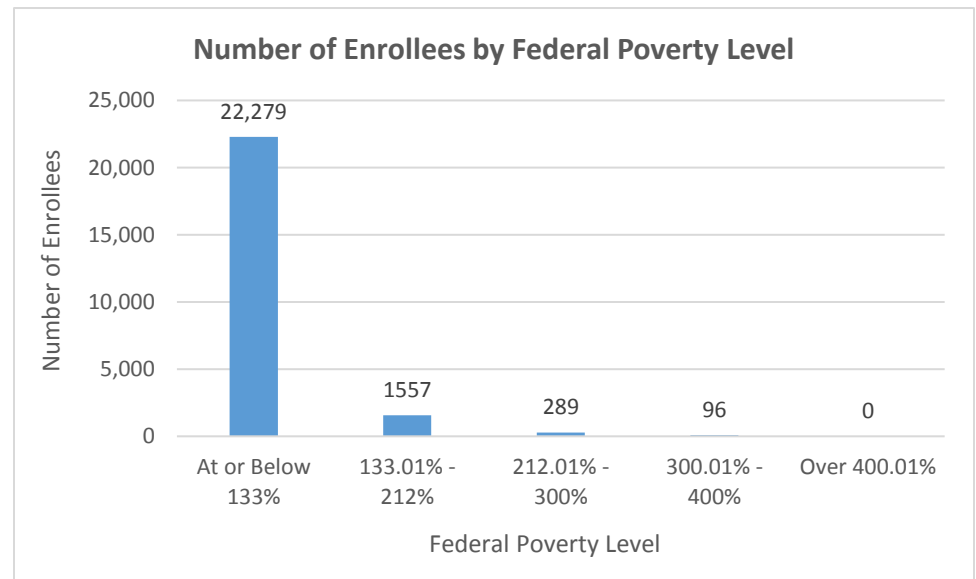
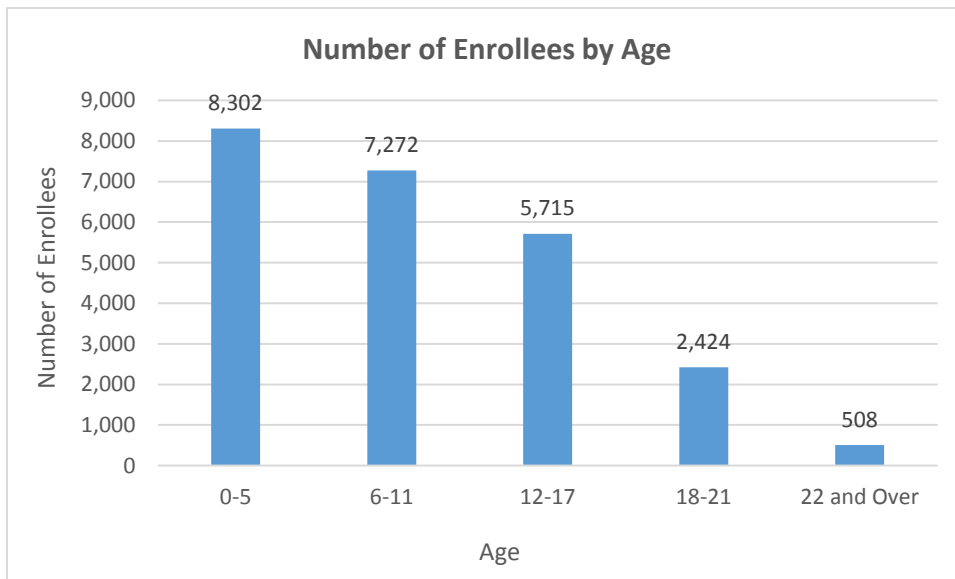
Flint Waiver Progress Report

Tuesday, November 22, 2016

TOTAL ENROLLEES: 24,221

Enrollment Break Down

Gender		Pregnant Woman and Under 21	
Male	11,862	Pregnant Woman	711
Female	12,359	Under 21	23,510
Existing and New Enrollees		Type of Coverage	
Existing*	21,930	Full Coverage	24,167
New	2,291	Limited Coverage	45
*Existing refers to people already enrolled as of 5/9/2016.		Spenddown	9



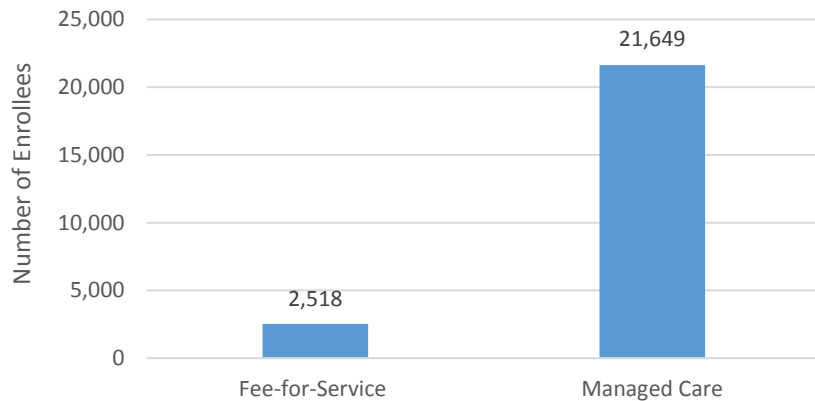
Flint Waiver Progress Report

Tuesday, November 22, 2016

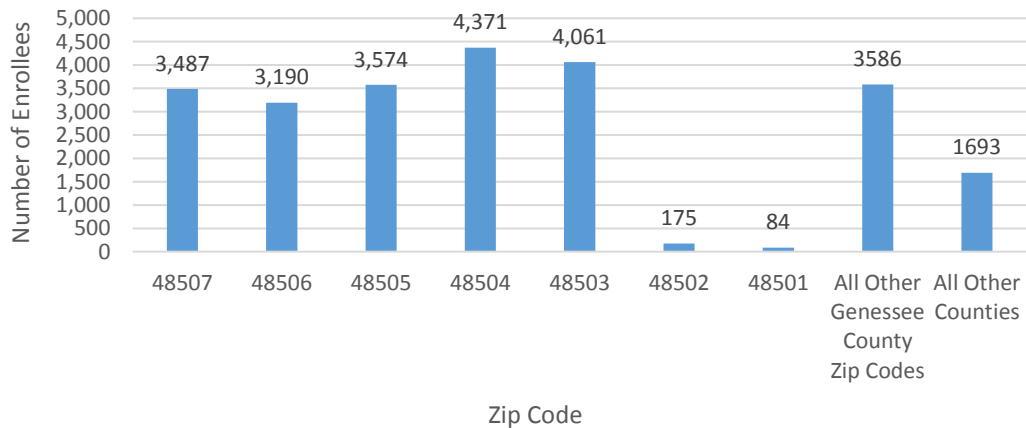
Health Plan Enrollment

Health Plan	Number of Enrollees	Percent of Total Enrollment
Aetna Better Health of Michigan	11	0.1%
Blue Cross Complete of Michigan	1,570	7.3%
HAP Midwest Health Plan	230	1.1%
Harbor Health Plan	2	0%
McLaren Health Plan	5,358	24.7%
Meridian Health Plan of Michigan	4,607	21.3%
Molina Healthcare of Michigan	9,158	42.3%
Priority Health Choice	18	0.1%
Total Health Care	19	0.1%
UnitedHealthcare Community Plan	655	3%
Upper Peninsula Health Plan	21	0.1%

Number of Enrollees by Fee-for-Service vs. Managed Care



Number of Enrollees by Zip Code



Application and Applicant Data (since 5/9/16)

Total Applications	8,275
Applicant Data	
Applicants approved	3,054
Applicants approved for other Medicaid health care programs	4,397
Applicants pending	132
Applicants denied	1,126
Total Applicants	8,709

Application data is a running total and will not match enrollment data referenced on page one due to data system variances and normal monthly enrollment changes.