

Flint Waiver Progress Report

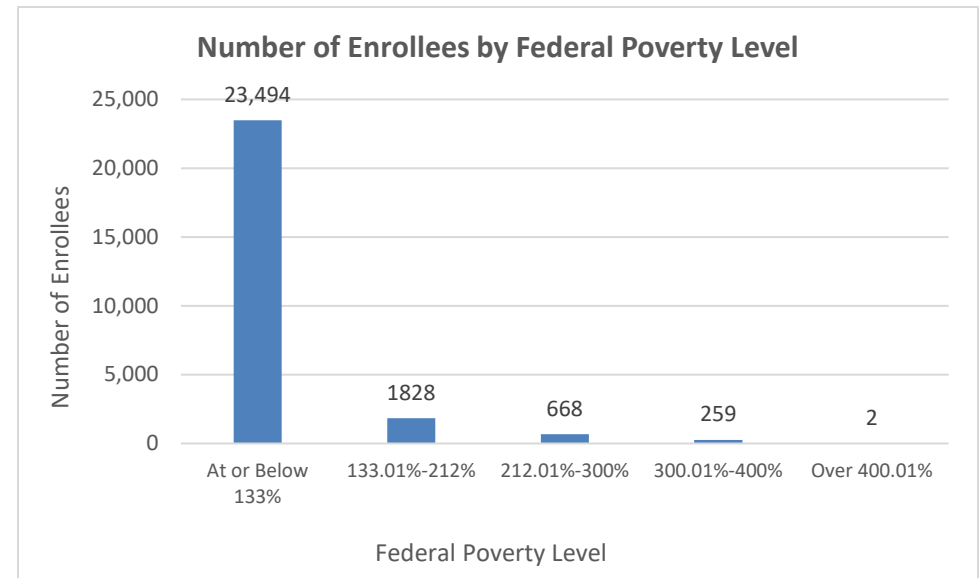
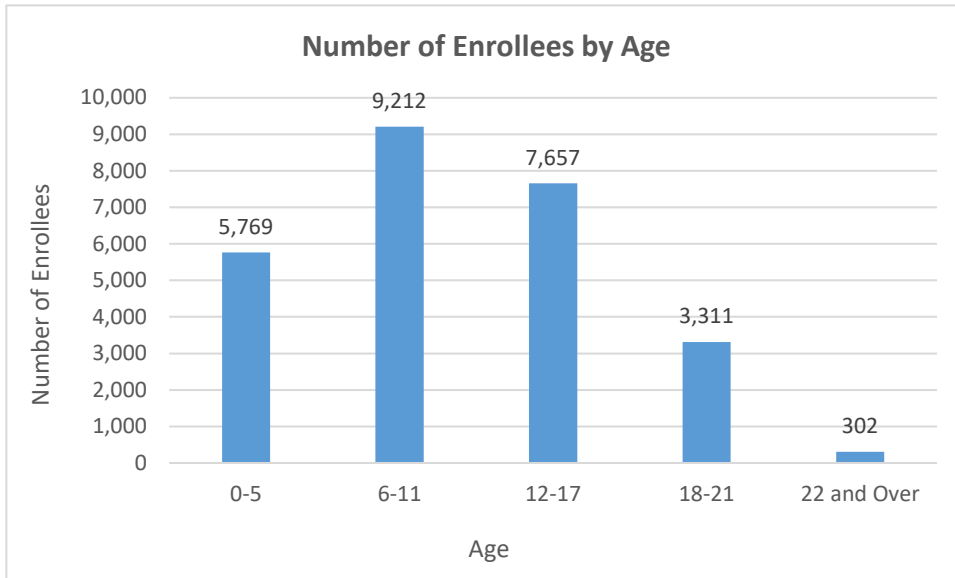
Monday, November 30, 2020

TOTAL ENROLLEES: 26,251

Enrollment Breakdown

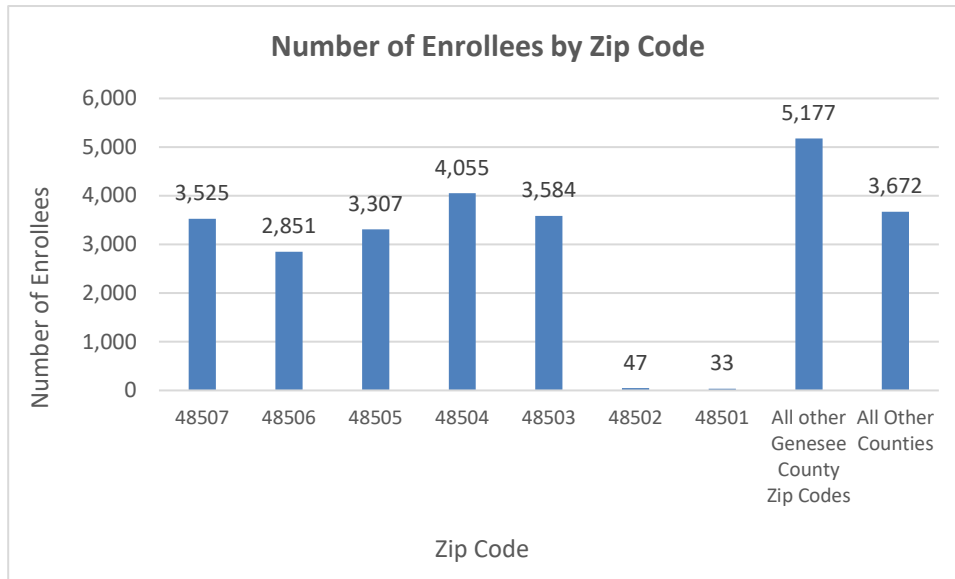
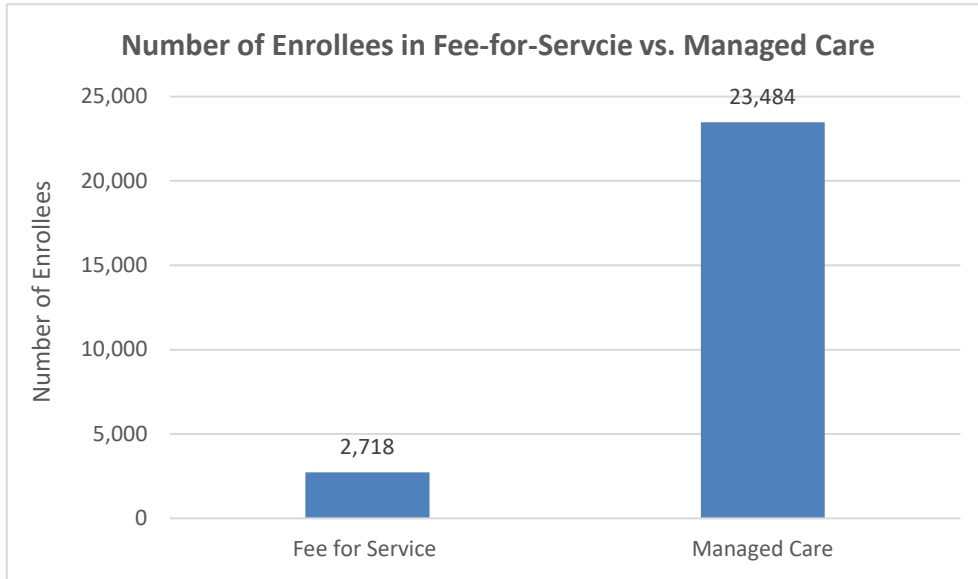
Gender		Pregnant Women and Under 21	
Male	13,190	Pregnant Women	418
Female	13,061	Under 21	25,833

Existing and New Enrollees		Type of Coverage	
Existing*	21,398	Full Coverage	26,202
New	4,851	Limited Coverage	45
<i>*Existing refers to people already enrolled as of 5/9/2016.</i>		Spenddown	4



Flint Waiver Progress Report

Monday, November 30, 2020



Health Plan Enrollment

Health Plan	Number of Enrollees	Percentage
Aetna Better Health of Michigan	24	0.1%
BLUE CROSS COMPLETE	3,210	13.7%
HAP EMPOWERED	497	2.1%
MCLAREN HEALTH PLAN	5,372	22.9%
MERIDIAN HEALTH PLAN OF MICHIGAN	5,109	21.8%
MOLINA HEALTHCARE OF MICHIGAN	7,602	32.4%
PRIORITY HEALTH GOV PROGRAMS INC	58	0.2%
TOTAL HEALTH CARE	28	0.1%
UnitedHealthcare Community Plan	1,561	6.6%
UPPER PENINSULA HEALTH PLAN INC	23	0.1%

Application and Applicant Data (since 5/9/16)

Total Applications	29,665
Applicant Data	
Applicants approved	14,050
Applicants approved for other Medicaid health care programs	14,172
Applicants pending	9
Applicants denied	81,628
Total Applicants	109,859

Application data is a running total and will not match enrollment data referenced on page 1 due to data system variances and normal monthly enrollment changes.